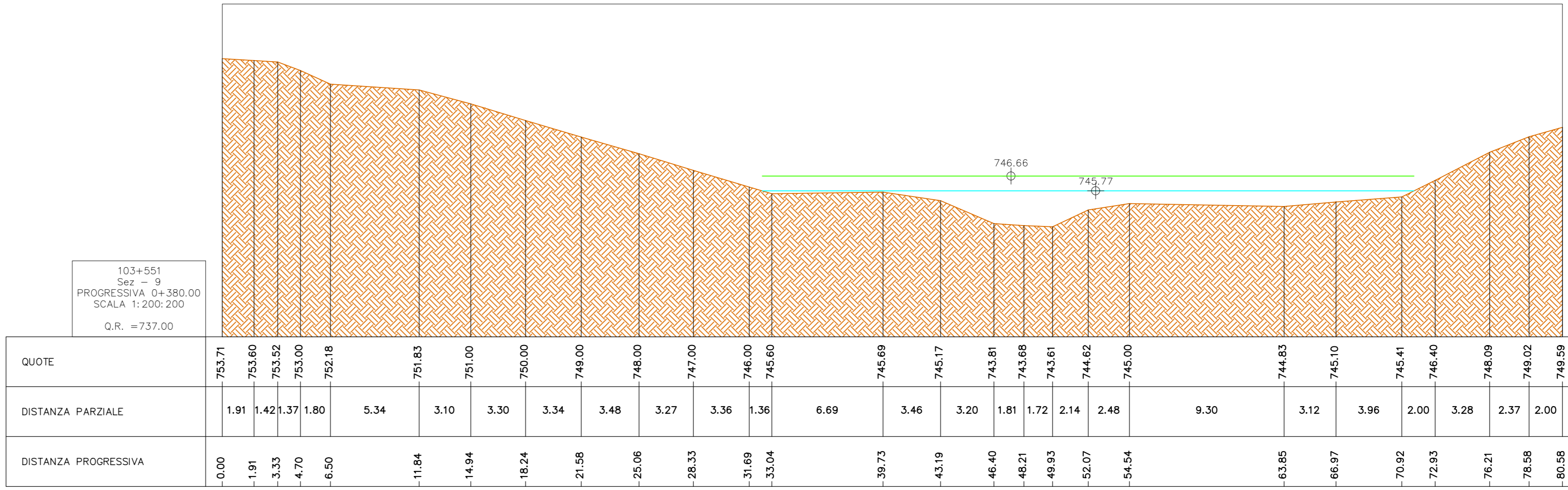
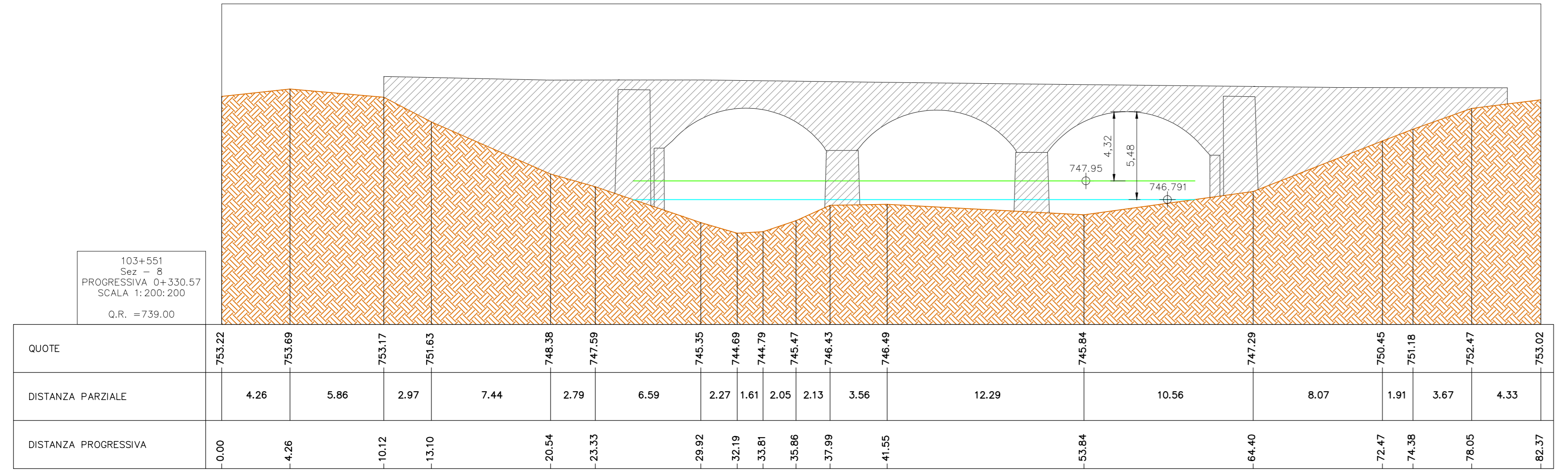


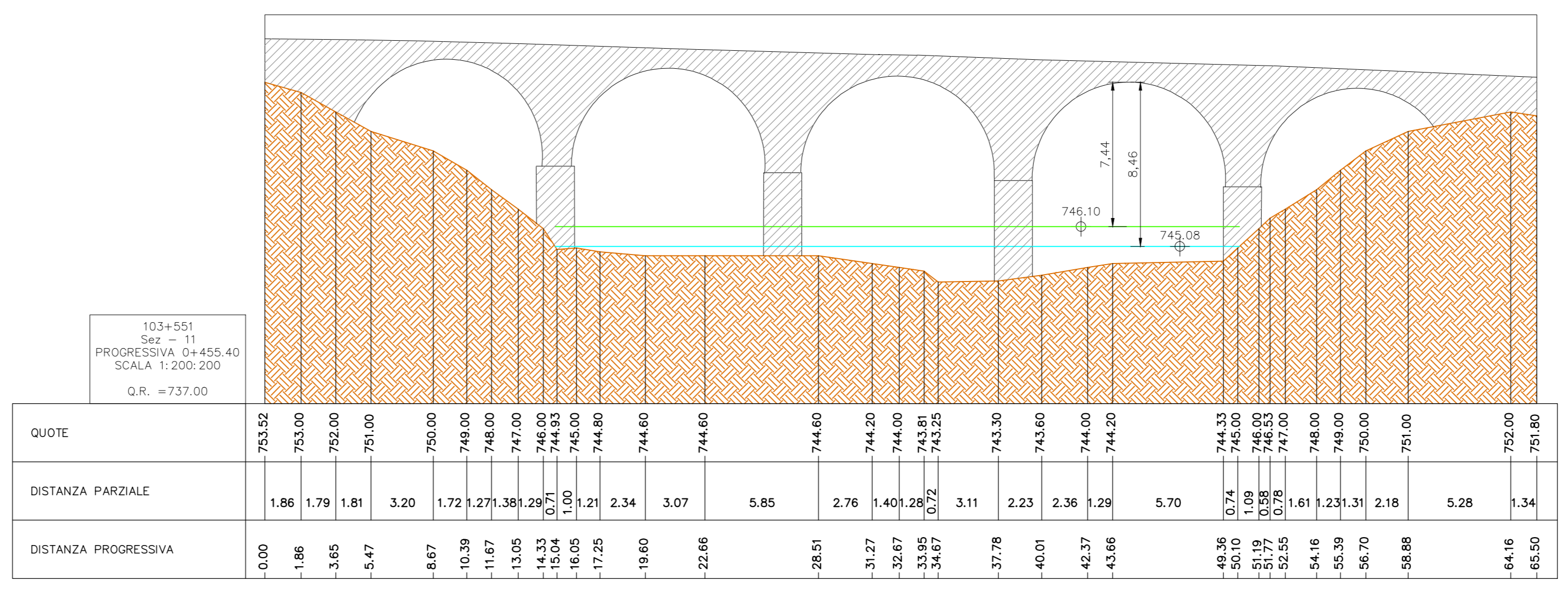
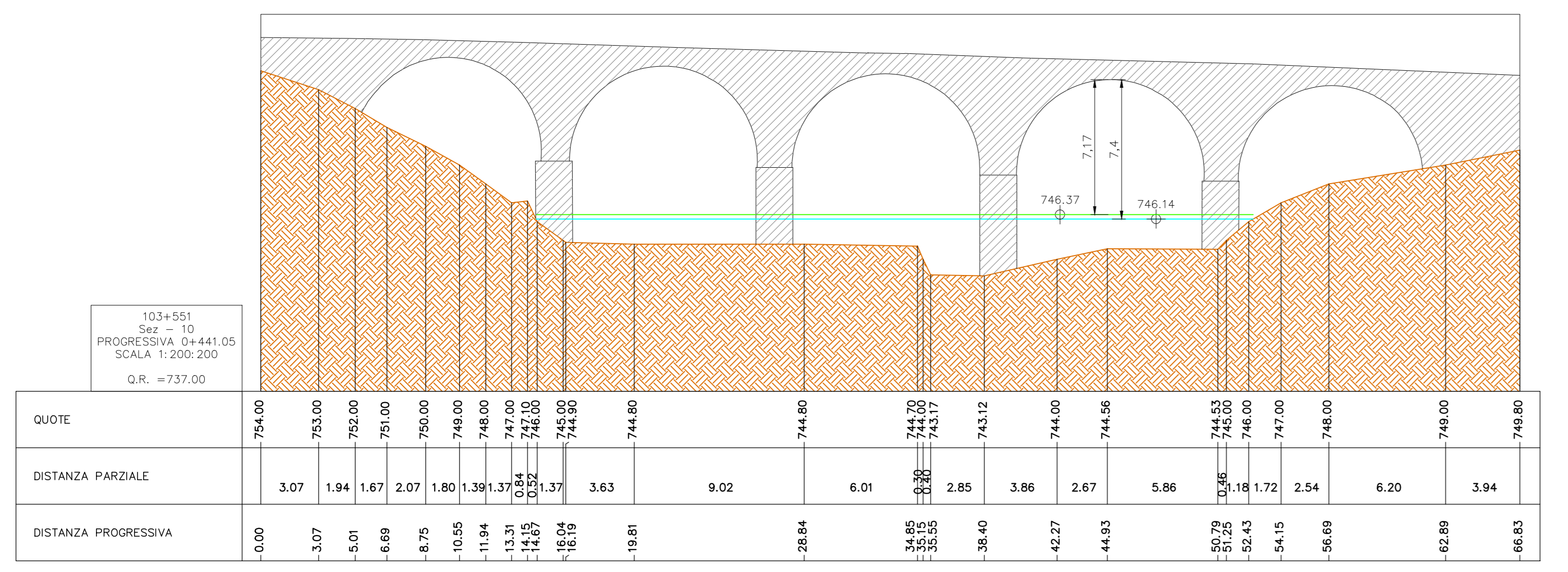
103+551 Sez = 6 PROGRESSIVA 0+238.78 SCALA 1:200-200 Q.R. = 741.00											
QUOTE	750.86	750.07	750.38	750.46	746.54	746.00	747.77	746.38	746.32		
DISTANZA PARZIALE	1.18	2.80	5.94	9.31	11.65	7.73	4.68	7.35	4.05	7.42	
DISTANZA PROGRESSIVA	0.00	-1.19	-3.99	-9.92	-19.23	-30.88	-38.60	-43.29	-50.63	-54.68	-62.10

103+551 Sez = 7 PROGRESSIVA 0+132.78 SCALA 1:200-200 Q.R. = 740.00														
QUOTE	744.60	753.72	753.68	751.00	745.37	745.09	745.29	746.64	746.44	746.82	746.09	750.25	752.89	753.89
DISTANZA PARZIALE	1.96	1.43	0.36	1.84	8.32	2.84	2.85	3.46	7.74	6.69	4.84	4.74	3.04	4.61
DISTANZA PROGRESSIVA	0.00	-1.96	-3.39	-5.23	-14.08	-16.93	-19.78	-23.23	-30.98	-37.67	-42.48	-47.22	-50.26	-54.87



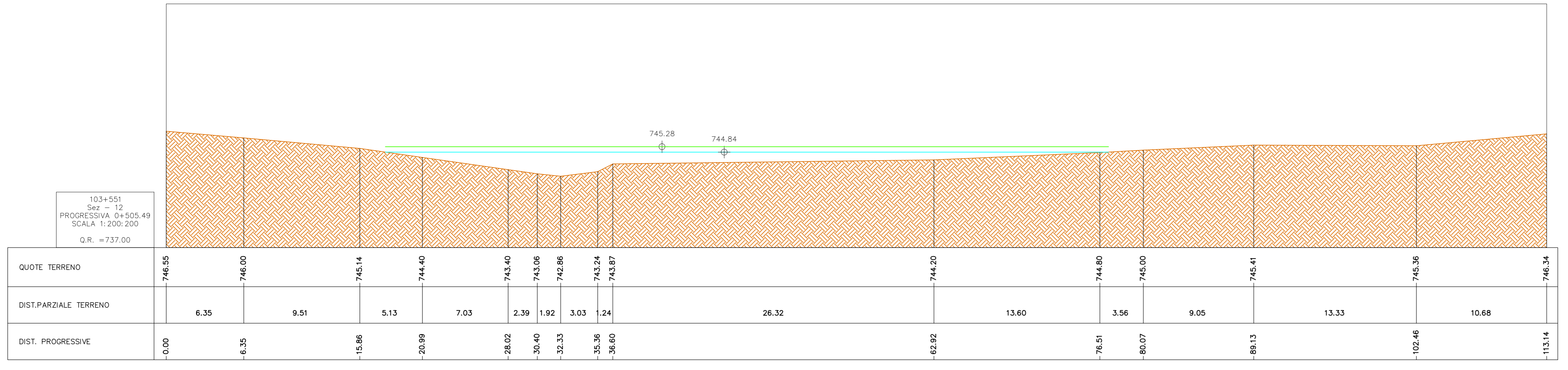
103+551 Sez = 8 PROGRESSIVA 0+330.57 SCALA 1:200-200 Q.R. = 739.00														
QUOTE	753.22	750.69	753.17	751.63	746.38	747.59	745.35	744.69	745.84	747.29	750.45	751.18	752.47	753.02
DISTANZA PARZIALE	4.26	5.86	2.97	7.44	2.79	6.59	2.27	1.61	2.05	2.15	3.56	12.29	10.56	8.07
DISTANZA PROGRESSIVA	0.00	4.26	10.12	17.56	20.35	26.94	29.21	30.82	32.87	35.02	38.58	50.87	61.43	69.50

103+551 Sez = 9 PROGRESSIVA 0+380.00 SCALA 1:200-200 Q.R. = 737.00														
QUOTE	753.71	753.60	753.52	753.00	752.18	751.83	750.00	750.00	748.00	746.00	745.00	744.60	744.60	744.60
DISTANZA PARZIALE	1.91	1.42	0.77	1.80	5.54	3.10	3.30	3.34	3.48	3.27	3.36	3.36	3.12	3.12
DISTANZA PROGRESSIVA	0.00	1.91	3.33	4.10	9.64	12.74	15.84	19.18	22.66	26.03	29.39	32.75	35.87	39.00

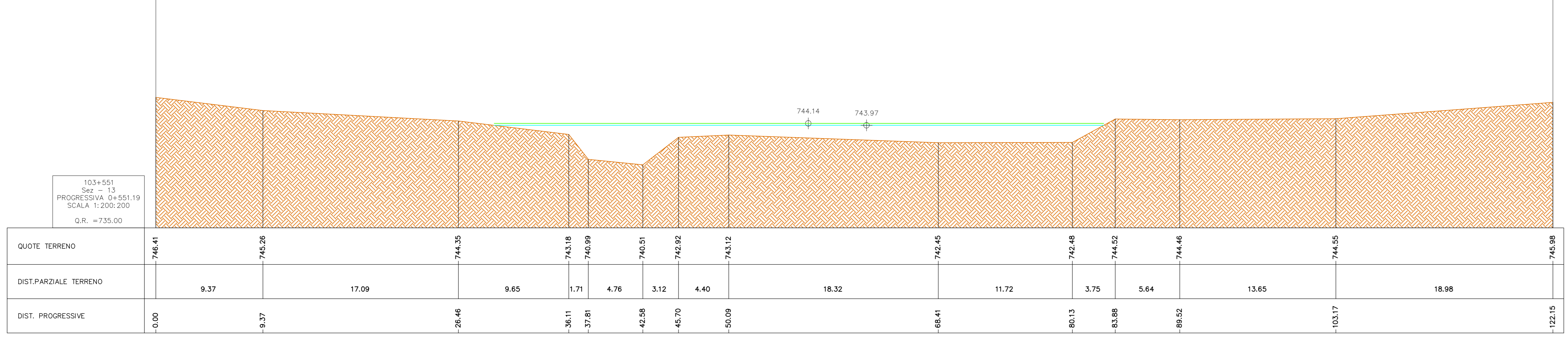


103+551 Sez = 10 PROGRESSIVA 0+441.05 SCALA 1:200-200 Q.R. = 737.00														
QUOTE	754.01	753.00	750.00	750.00	749.00	748.00	747.00	746.00	745.00	744.00	743.00	742.00	741.00	740.00
DISTANZA PARZIALE	3.07	1.94	1.67	2.07	1.80	1.39	1.39	1.37	1.37	3.63	9.02	6.01	2.85	3.86
DISTANZA PROGRESSIVA	0.00	3.07	4.71	6.38	8.18	9.57	10.96	12.33	13.70	17.33	26.35	32.36	35.21	39.07

103+551 Sez = 11 PROGRESSIVA 0+455.40 SCALA 1:200-200 Q.R. = 737.00														
QUOTE	753.32	753.00	752.00	750.00	749.00	748.00	747.00	746.00	745.00	744.00	743.00	742.00	741.00	740.00
DISTANZA PARZIALE	1.86	1.79	1.81	3.20	1.72	1.27	1.38	1.29	1.21	2.34	3.07	5.85	2.76	1.40
DISTANZA PROGRESSIVA	0.00	1.86	3.65	6.85	8.57	10.39	11.67	12.96	14.17	16.51	19.58	25.43	28.19	32.60



103+551 Sez = 12 PROGRESSIVA 0+500.49 SCALA 1:200-200 Q.R. = 737.00														
QUOTE TERRENO	746.52	746.00	745.14	744.46	743.40	743.06	742.86	743.24	743.87	744.20	745.31	745.35	745.91	746.34
DIST.PARZIALE TERRENO	6.35	9.51	5.13	7.03	2.39	1.92	3.03	1.24	26.32	13.60	3.56	9.05	13.33	10.68
DIST. PROGRESSIVE	0.00	6.35	15.86	20.99	28.02	30.40	33.43	34.67	60.99	74.59	78.15	87.20	100.53	111.21



103+551 Sez = 13 PROGRESSIVA 0+511.19 SCALA 1:200-200 Q.R. = 735.00														
QUOTE TERRENO	746.41	745.26	744.25	743.18	740.99	740.51	742.92	743.12	742.45	744.46	744.95	745.98	746.98	745.98
DIST.PARZIALE TERRENO	9.37	17.09	9.65	1.71	4.76	3.12	4.40	18.32	68.41	11.72	3.75	5.64	13.65	18.96
DIST. PROGRESSIVE	0.00	9.37	19.06	20.77	25.53	28.65	33.05	51.37	119.78	131.50	135.25	140.89	154.54	173.50

LEGENDA

SEZIONI

- INCISIONE CORSO D'ACQUA
- LIVELLO IDRICO (TR=200 ANNI)
- CARICO IDRraulICO (TR=200 ANNI)

COMMITENTE:

PROGETTAZIONE:

S.O. PROGETTAZIONE INTEGRATA SUD

PROGETTO DI FATTIBILITA' TECNICA ECONOMICA ARRICCHITO

LINEA POTENZA-FOGGIA - AMMODERNAMENTO

SOTTOPROGETTO: LOTTO 1.2 - ELETRIFICAZIONE ROCCHETTA-POTENZA

ADEGUAMENTO ALLE STI SRT/ENE - POSIZIONAMENTO DELLE APPARECCHIATURE STES PER QUATTRO GALLERIE DI LUNGHEZZA MAGGIORE A 1.000 M

IDROLOGIA E IDRAULICA

INTERFERENZE IDRAULICHE

GALLERIA APPENNINO KM 103+551.38

Sezioni ante operam

SCALA: 1:200

COMMESSA LOTTO FASE ENTE TIPO DOC. OPERA/DISCIPLINA PROG. REV.

I A B H 0 0 F 7 8 W 9 I D 0 0 0 2 0 0 5 A

Rev.	Descrizione	Redatto	Data	Verificato	Data	Approvato	Data	Autorizzato Data
A	Emissione Esecutiva	G. Ferro	Settembre 2022	G. Ferro	Settembre 2022	G. Ferro	Settembre 2022	

File: IABH00F78W9I00002005A.DWG

In. Elab.: X