

COMMITTENTE:



DIREZIONE LAVORI:



APPALTATORE:
CONSORZIO:



SOCI:



PROGETTAZIONE:
MANDATARIA:



MANDANTI:



PROGETTO ESECUTIVO DI VARIANTE

ITINERARIO NAPOLI - BARI RADDOPPIO TRATTA APICE - ORSARA I LOTTO FUNZIONALE APICE - HIRPINIA

GN02 - GALLERIA NATURALE MELITO DA KM 5+064 A KM 9+573

IMBOCCO LATO NAPOLI

ELABORATI GENERALI

VARIANTE 28 - Opere di mitigazione dei movimenti franosi - Tratta all'aperto Castel del Fiego - da pk 9+550 a pk 10+090 - Relazione tecnica sella

APPALTATORE	DIRETTORE DELLA PROGETTAZIONE	VALIDO PER COSTRUZIONE - IL DL	PROGETTISTA
Consorzio HIRPINIA AV Il Direttore Tecnico Ing. Aristodemo Busillo 13/10/2023	Il Responsabile integrazione fra le varie prestazioni specialistiche Ing. G. Cassani	Il Direttore dei Lavori Ing. Massimiliano Pempori 13/10/2023	Ing. G. Cassani

COMMESSA LOTTO FASE ENTE TIPO DOC. OPERA/DISCIPLINA PROGR. REV. SCALA:

I
F
2
8
0
1
V
Z
Z
R
H
G
A
0
4
0
0
2
8
1
C
-

Rev.	Descrizione	Redatto	Data	Verificato	Data	Approvato	Data	Autorizzato Data
A	Emissione per consegna	M. Mason	30/11/2022	A. Zimbaldi	30/11/2022	M. Gatti	30/11/2022	Ing. G. Cassani
B	Riemissione a seguito Istruttoria	P. Poli	27/06/2023	A. Zimbaldi	27/06/2023	M. Gatti	27/06/2023	
C	Riemissione a seguito Istruttoria	P. Poli	13/10/2023	A. Zimbaldi	13/10/2023	M. Gatti	13/10/2023	
								13/10/2023

File: IF2801VZZRHGA0400281C.docx

n. Elab.: -

APPALTATORE: <u>Consorzio</u> <u>Soci</u> HIRPINIA AV SALINI IMPREGIO S.P.A. ASTALDI S.P.A.	ITINERARIO NAPOLI – BARI RADDOPPIO TRATTA APICE – ORSARA I LOTTO FUNZIONALE APICE – HIRPINIA					
PROGETTAZIONE: <u>Mandatario</u> <u>Mandanti</u> ROCKSOIL S.P.A. NET ENGINEERING S.P.A. ALPINA S.P.A.						
PROGETTO ESECUTIVO DI DETTAGLIO	COMMESSA IF28	LOTTO 01	CODIFICA V ZZ RH	DOCUMENTO GA0400 281	REV. C	FOGLIO 2 di 53

Indice

1	PREMESSA	4
2	SCOPO E CONTENUTI DEL DOCUMENTO.....	4
3	NORMATIVA DI RIFERIMENTO.....	4
3.1	LEGGI E NORMATIVE COGENTI	4
3.2	NORMATIVE NON COGENTI E RACCOMANDAZIONI.....	4
3.3	PRESCRIZIONI E SPECIFICHE TECNICHE (RFI, ITF).....	4
4	DOCUMENTI DI RIFERIMENTO.....	5
5	DOCUMENTI PRODOTTI A SUPPORTO.....	5
6	ALLEGATI	5
7	CARATTERISTICHE DEI MATERIALI STRUTTURALI	6
8	CRITERI DI VERIFICA DELLE OPERE.....	11
8.1	AZIONI.....	11
8.2	APPROCCI PROGETTUALI E METODI DI VERIFICA	11
8.3	CARATTERISTICHE DEL SITO E DEFINIZIONE DELL’AZIONE SISMICA.....	15
9	VERIFICHE	16
9.1	SELLA TIPO 1.....	17
9.1.1	MODELLO DI CALCOLO – INQUADRAMENTO GENERALE, CARATTERISTICHE GEOMETRICHE E CARICHI APPLICATI 17	
9.1.2	RISULTATI DELL’ANALISI AGLI ELEMENTI FINITI.....	20
9.1.3	VERIFICHE STRUTTURALI.....	22
9.1.3.1	VERIFICHE A PRESSOFLESSIONE SLE	23
9.1.3.2	VERIFICHE A PRESSOFLESSIONE SLU	24
9.1.3.3	VERIFICHE A TAGLIO SLU.....	26
9.2	SELLA TIPO 1 – LUNGO TERMINE	28
9.2.1	RISULTATI DELL’ANALISI AGLI ELEMENTI FINITI.....	29
9.2.2	VERIFICHE STRUTTURALI.....	32
9.2.2.1	VERIFICHE A PRESSOFLESSIONE SLE	33
9.2.2.2	VERIFICHE A PRESSOFLESSIONE SLU	34
9.2.2.3	VERIFICHE A TAGLIO SLU.....	36
9.3	SELLA TIPO 2.....	38
9.3.1	MODELLO DI CALCOLO – INQUADRAMENTO GENERALE, CARATTERISTICHE GEOMETRICHE E CARICHI APPLICATI 38	

APPALTATORE: Consorzio Soci   	ITINERARIO NAPOLI – BARI RADDOPPIO TRATTA APICE – ORSARA I LOTTO FUNZIONALE APICE – HIRPINIA																	
PROGETTAZIONE: Mandataria Mandanti   	<table border="1" style="width: 100%; border-collapse: collapse;"> <tr> <td style="width: 16.6%;">COMMESSA</td> <td style="width: 16.6%;">LOTTO</td> <td style="width: 16.6%;">CODIFICA</td> <td style="width: 16.6%;">DOCUMENTO</td> <td style="width: 16.6%;">REV.</td> <td style="width: 16.6%;">FOGLIO</td> </tr> <tr> <td style="text-align: center;">IF28</td> <td style="text-align: center;">01</td> <td style="text-align: center;">V ZZ RH</td> <td style="text-align: center;">GA0400 281</td> <td style="text-align: center;">C</td> <td style="text-align: center;">3 di 53</td> </tr> </table>						COMMESSA	LOTTO	CODIFICA	DOCUMENTO	REV.	FOGLIO	IF28	01	V ZZ RH	GA0400 281	C	3 di 53
COMMESSA	LOTTO	CODIFICA	DOCUMENTO	REV.	FOGLIO													
IF28	01	V ZZ RH	GA0400 281	C	3 di 53													

9.3.2	RISULTATI DELL'ANALISI AGLI ELEMENTI FINITI.....	41
9.3.3	VERIFICHE STRUTTURALI.....	42
9.3.3.1	VERIFICHE A PRESSOFLESSIONE SLU	43
9.3.3.2	VERIFICHE A TAGLIO SLU.....	45
9.4	SELLA TIPO 8.....	47
9.4.1	MODELLO DI CALCOLO – INQUADRAMENTO GENERALE, CARATTERISTICHE GEOMETRICHE E CARICHI APPLICATI 47	50
9.4.2	RISULTATI DELL'ANALISI AGLI ELEMENTI FINITI.....	50
9.4.3	VERIFICHE STRUTTURALI.....	51
9.4.3.1	VERIFICHE A PRESSOFLESSIONE SLU	52
9.4.3.2	VERIFICHE A TAGLIO SLU.....	53

APPALTATORE: <u>Conorzio</u> <u>Soci</u> HIRPINIA AV SALINI IMPREGILO S.P.A. ASTALDI S.P.A	ITINERARIO NAPOLI – BARI					
PROGETTAZIONE: <u>Mandataria</u> <u>Mandanti</u> ROCKSOIL S.P.A NET ENGINEERING S.P.A. ALPINA S.P.A.	RADDOPPIO TRATTA APICE – ORSARA I LOTTO FUNZIONALE APICE – HIRPINIA					
PROGETTO ESECUTIVO	COMMESSA IF28	LOTTO 01	CODIFICA V ZZ RH	DOCUMENTO GA0400 281	REV. C	FOGLIO 4 di 53

1 PREMESSA

Il presente documento è parte integrante del progetto definitivo della galleria Melito, inclusa nel raddoppio ferroviario della tratta compresa tra Apice ed Orsara, sulla linea Caserta – Foggia, itinerario Napoli – Bari.

La galleria Melito risulta ubicata fra le progressive km 5+063.50 (inizio imbocco lato Bari) e km 9+573.00 (imbocco lato Napoli) per una lunghezza totale di 4509.50 m, con una lunghezza coperta pari a 4479.50. Il tratto in naturale è compreso fra le progressive km 5+096.50 e km 9+510.00 ed è caratterizzato da una lunghezza di 4413.50 m.

In particolare è oggetto della relazione la descrizione e verifica della sella prevista per permettere l'arrivo della TBM ed il suo smontaggio.

2 SCOPO E CONTENUTI DEL DOCUMENTO

Nella presente relazione si affrontano le problematiche progettuali connesse alla realizzazione delle opere di imbocco lato Napoli della galleria Melito facente parte della linea ferroviaria Napoli-Bari.

3 NORMATIVA DI RIFERIMENTO

3.1 LEGGI E NORMATIVE COGENTI

Decreto Ministero delle Infrastrutture e Trasporti 14/01/2008, "Approvazione delle nuove norme tecniche per le costruzioni";

C.S.LL.PP., Circolare n°617 del 02/02/2009, "Istruzioni per l'applicazione delle "nuove norme tecniche per le costruzioni" di cui al DM 14/01/2008".

3.2 NORMATIVE NON COGENTI E RACCOMANDAZIONI

UNI EN 14487-1:2006, "Calcestruzzo proiettato – parte 1: definizioni, specificazioni e conformità";

UNI EN 14487-2:2006, "Calcestruzzo proiettato – parte 2: esecuzione";

UNI EN 206-1 2006, "Calcestruzzo – parte 1: specificazione, prestazione, produzione e conformità".

3.3 PRESCRIZIONI E SPECIFICHE TECNICHE (RFI, ITF)

RFI, "Manuale di progettazione delle opere civili - Sagome. Profili minimi degli ostacoli" codifica RFI DTC SI CS MA IFS 003 C, 21.12.2018;

RFI, doc RFI DTC SI MA IFS 001 A "Manuale di Progettazione delle opere civili";

ITALFERR, Specifica Tecnica PPA.0002403 "Linee guida per la progettazione geotecnica delle gallerie naturali", Dicembre 2015.

RFI, "Capitolato generale tecnico di appalto delle opere civili" codifica RFI DTC SI SP IFS 001 A.

APPALTATORE: <u>Consorzio</u> <u>Soci</u> HIRPINIA AV SALINI IMPREGILO S.P.A. ASTALDI S.P.A	ITINERARIO NAPOLI – BARI RADDOPPIO TRATTA APICE – ORSARA I LOTTO FUNZIONALE APICE – HIRPINIA					
PROGETTAZIONE: <u>Mandatario</u> <u>Mandanti</u> ROCKSOIL S.P.A NET ENGINEERING S.P.A. ALPINA S.P.A.						
PROGETTO ESECUTIVO	COMMESSA IF28	LOTTO 01	CODIFICA V ZZ RH	DOCUMENTO GA0400 281	REV. C	FOGLIO 5 di 53

4 DOCUMENTI DI RIFERIMENTO

Sono stati utilizzati come input per il presente documento i seguenti elaborati:

IF28.0.1.E.ZZ.RG.GN.00.0.0.001 “Relazione tecnica delle opere in sottterraneo”

IF28.0.1.E.ZZ.RG.GA.04.0.0.001 “Relazione tecnica generale”

5 DOCUMENTI PRODOTTI A SUPPORTO

I contenuti della presente relazione sono utilmente completati e arricchiti dai seguenti elaborati di progetto:

IF2801VZZBBGA0400003	GALLERIA NATURALE MELITO DA KM 5+064 A KM 9+573 - IMBOCCO LATO NAPOLI - OPERE DI SOSTEGNO - VARIANTE 28 - Opere di mitigazione dei movimenti franosi - Tratta all'aperto Castel del Fiego - da pk 9+550 a pk 10+090 - Sella - Carpenteria - Tav 1/3
IF2801VZZBBGA0400284	GALLERIA NATURALE MELITO DA KM 5+064 A KM 9+573 - IMBOCCO LATO NAPOLI - OPERE DI SOSTEGNO - VARIANTE 28 - Opere di mitigazione dei movimenti franosi - Tratta all'aperto Castel del Fiego - da pk 9+550 a pk 10+090 - Sella - Carpenteria - Tav 2/3
IF2801VZZBBGA0400285	GALLERIA NATURALE MELITO DA KM 5+064 A KM 9+573 - IMBOCCO LATO NAPOLI - OPERE DI SOSTEGNO - VARIANTE 28 - Opere di mitigazione dei movimenti franosi - Tratta all'aperto Castel del Fiego - da pk 9+550 a pk 10+090 - Sella - Carpenteria - Tav 3/3

6 ALLEGATI

Il documento è corredato dai seguenti allegati:

- [Modello SAP Allegato 1 – Sella tipo 1];
- [Modello SAP Allegato 1bis – Sella tipo 1 – LUNGO TERMINE];
- [Modello SAP Allegato 2 – Sella tipo 2];
- [Modello SAP Allegato 3 – Sella tipo 8].

APPALTATORE: Consorzio Soci HIRPINIA AV SALINI IMPREGILO S.P.A. ASTALDI S.P.A.	ITINERARIO NAPOLI – BARI					
PROGETTAZIONE: Mandatario Mandanti ROCKSOIL S.P.A. NET ENGINEERING S.P.A. ALPINA S.P.A.	RADDOPPIO TRATTA APICE – ORSARA I LOTTO FUNZIONALE APICE – HIRPINIA					
PROGETTO ESECUTIVO	COMMESSA IF28	LOTTO 01	CODIFICA V ZZ RH	DOCUMENTO GA0400 281	REV. C	FOGLIO 6 di 53

7 CARATTERISTICHE DEI MATERIALI STRUTTURALI

Si riportano di seguito le principali caratteristiche dei diversi materiali impiegati nelle opere in progetto, con l'indicazione dei valori di resistenza e deformabilità adottati nelle verifiche, nel rispetto delle indicazioni del DM 14/01/2008 e della "Specificazione per la progettazione geotecnica delle opere civili ferroviarie" RFI DTC INC CS SP IFS 001 A.

La sella tipo 1, realizzata tra i pali di imbocco, è definitiva ed è realizzata in calcestruzzo C30/37. Nelle verifiche di resistenza, a favore di sicurezza, viene sempre considerato un calcestruzzo di classe di resistenza C25/30.

Per la completa e puntuale definizione delle caratteristiche dei materiali previsti per la realizzazione dell'opera si rimanda all'elaborato specifico.

Calcestruzzo armato	
Classe di resistenza	C25/30
Resistenza di progetto a compressione a 28 giorni	$f_{cd} = 0.85 f_{ck} / 1.5 = 14.17 \text{ MPa}$
Modulo elastico a 28 giorni	$E_{cm} = 22 * (f_{cm} / 10)^{0.3} = 31475 \text{ MPa}$
Tensione massima di compressione in esercizio	Vedi § 4.1.2.2.5.1 Del DM 14/01/2008

Acciaio per barre di armatura	
Tipo	B 450 C
Resistenza di progetto	$f_{yd} = f_{yk} / \gamma_s = 450 / 1.15 = 391.3 \text{ MPa}$
Tensione massima in condizioni di esercizio	$\sigma_{lim} = 0.80 f_{yk} = 337.5 \text{ MPa}$
Verifica indiretta per il controllo della fessurazione	tabelle C4.1.II e C4.1.III della Circolare 617 /09

La minima lunghezza di ancoraggio e di sovrapposizione delle barre di armatura è calcolata seguendo le indicazioni del DM 14.01.08 e dell' UNI EN 1992 – 1-11_2005.

A seguire si riporta uno stralcio del calcolo delle lunghezze suddette per barre di armatura di diametro 24 mm.

In sede di progettazione la lunghezza di sovrapposizione delle barre di armatura longitudinale e trasversale è stata cautelativamente calcolata moltiplicando 60 volte il diametro delle barre.

APPALTATORE: Consorzio Soci HIRPINIA AV SALINI IMPREGIO S.P.A. ASTALDI S.P.A.	ITINERARIO NAPOLI – BARI					
PROGETTAZIONE: Mandataria Mandanti ROCKSOIL S.P.A. NET ENGINEERING S.P.A. ALPINA S.P.A.	RADDOPPIO TRATTA APICE – ORSARA I LOTTO FUNZIONALE APICE – HIRPINIA					
PROGETTO ESECUTIVO	COMMESSA IF28	LOTTO 01	CODIFICA V ZZ RH	DOCUMENTO GA0400 281	REV. C	FOGLIO 7 di 53

Calcolo della lunghezza di ancoraggio/sovrapposizione di barre per c.a. in trazione

Eurocodice 2 - UNI EN 1992-1-1 2005 (§8.4 e §8.7)

Lunghezza di ancoraggio di base

R_{ck}	f_{yd}	f_{ck}	f_{ctm}	$f_{ctk,0.05}$	α_{ct}	γ_c	f_{ctd}	η_1	ϕ	η_2	σ_{sd}	f_{bd}	$l_{b,rd}$	60 ϕ
[MPa]	[MPa]	[MPa]	[MPa]	[MPa]	[-]	[-]	[MPa]	[-]	[mm]	[-]	[MPa]	[MPa]	[cm]	[cm]
30	391.3	24.9	2.56	1.79	1.00	1.50	1.19	1	24	1	391.3	2.69	87.41	144

Lunghezza di ancoraggio di progetto barre dritte in trazione

α_1	a	c	c_d	α_2	posizione barra long	K	A_s	ϕ_{st}	s	$?A_{st}$	FLAG	$?A_{st,min}$	λ	α_3	$\alpha_1 \alpha_2 \alpha_3$	armatura tr saldata	α_4	α_5	$l_{b,min}$	l_{bd}
[-]	[cm]	[cm]	[cm]	[-]	[-]	[-]	[mm ²]	[mm]	[cm]	[mm ²]		[mm ²]	[-]	[-]	[-]	[-]	[-]	[-]	[cm]	[cm]
1.00	10.00	6.00	5.00	0.84	interna	0.05	452.39	16	10	1757.46	trave	113.10	3.63	0.82	0.70	no	1.00	1.00	26.22	61.19

Lunghezza di sovrapposizione barre dritte in trazione

α_1	a	c	c_d	α_2	posizione barra	K	A_s	ϕ_{st}	s	$?A_{st}$	$?A_{st,min}$	λ	α_3	$\alpha_1 \alpha_2 \alpha_3$	α_5	0.65 l_0	ρ_1	α_6	$l_{0,min}$	l_0
[-]	[cm]	[cm]	[cm]	[-]	[-]	[-]	[mm ²]	[mm]	[cm]	[mm ²]	[mm ²]	[-]	[-]	[-]	[-]	[cm]	[%]	[-]	[cm]	[cm]
1.00	10.00	6.00	5.00	0.84	interna	0.05	452.39	16	10	1757.46	452.39	2.88	0.86	0.72	1.00	56.82	>50%	1.5	39.33	93.97

Per quanto riguarda il copriferro nominale, questo viene calcolato in accordo alla formula 4.1 della UNI EN 1992-1-1_2005, dove al copriferro minimo c_{min} si somma lo scostamento Δc_{dev} , preso pari a 10mm come suggerito nella norma.

- (2)P Il copriferro nominale deve essere specificato sui disegni. Esso è definito come il copriferro minimo, c_{min} (vedere punto 4.4.1.2), più un margine di progetto per gli scostamenti, Δc_{dev} (vedere punto 4.4.1.3):

$$c_{nom} = c_{min} + \Delta c_{dev} \quad (4.1)$$

4.4.1.2

Copriferro minimo, c_{min}

- (1)P Un copriferro minimo, c_{min} , deve essere assicurato al fine di garantire:

- la corretta trasmissione delle forze di aderenza (vedere anche le Sezioni 7 e 8);
- la protezione dell'acciaio contro la corrosione (durabilità);
- un'adeguata resistenza al fuoco (vedere EN 1992-1-2).

- (2)P Deve essere utilizzato il massimo valore di c_{min} che soddisfi sia i requisiti relativi all'aderenza, sia quelli relativi alle condizioni ambientali.

$$c_{min} = \max \{ c_{min,b}; c_{min,dur} + \Delta c_{dur,\gamma} - \Delta c_{dur,st} - \Delta c_{dur,add}; 10 \text{ mm} \} \quad (4.2)$$

dove:

$c_{min,b}$ copriferro minimo dovuto al requisito di aderenza, vedere punto 4.4.1.2 (3);

$c_{min,dur}$ copriferro minimo dovuto alle condizioni ambientali, vedere punto 4.4.1.2 (5);

$\Delta c_{dur,\gamma}$ margine di sicurezza, vedere punto 4.4.1.2 (6);

$\Delta c_{dur,st}$ riduzione del copriferro minimo quando si utilizza acciaio inossidabile, vedere punto 4.4.1.2 (7);

$\Delta c_{dur,add}$ riduzione del copriferro minimo quando si ricorre a protezione aggiuntiva, vedere punto 4.4.1.2 (8).

- (3) Per far sì che le forze di aderenza siano trasmesse adeguatamente, e che il calcestruzzo sia sufficientemente compatto, si raccomanda che il copriferro minimo non sia inferiore ai valori di $c_{min,b}$ dati nel prospetto 4.2.

APPALTATORE: Conorzio Soci HIRPINIA AV SALINI IMPREGILO S.P.A. ASTALDI S.P.A	ITINERARIO NAPOLI – BARI					
PROGETTAZIONE: Mandatara Mandanti ROCKSOIL S.P.A NET ENGINEERING S.P.A. ALPINA S.P.A.	RADDOPPIO TRATTA APICE – ORSARA I LOTTO FUNZIONALE APICE – HIRPINIA					
PROGETTO ESECUTIVO	COMMESSA IF28	LOTTO 01	CODIFICA V ZZ RH	DOCUMENTO GA0400 281	REV. C	FOGLIO 8 di 53

prospetto 4.2 **Copriferro minimo, $c_{min,b}$, richiesto con riferimento all'aderenza**

Requisito relativo all'aderenza	
Disposizione delle armature	Copriferro minimo $c_{min,b}$ ¹⁾
Isolate	Diametro della barra
Raggruppate	Diametro equivalente (ϕ_e) (vedere punto 8.9.1)
¹⁾ Se la dimensione nominale massima dell'aggregato è maggiore di 32 mm, si raccomanda di maggiorare $c_{min,b}$ di 5 mm.	

La classe di esposizione considerata per la parte di sella provvisoria è XC2 che comporta un calcestruzzo di classe C25/30 secondo prospetto F.1 in UNI EN 206-1; la classe strutturale di partenza e finale è S4 (prospetto 4.3N): per la classe strutturale S4 e la classe di esposizione XC2, $c_{min,dur}$ è pari a 25 (prospetto 4.4N), che implica un copriferro minimo di 40mm, essendoci delle barre di armatura $\Phi 30$.

Per la sella definitiva di tipo 1, la classe di esposizione considerata è XA1 che comporta un calcestruzzo di classe C30/37 secondo prospetto F.1 in UNI EN 206-1. La classe strutturale di partenza è S4, incrementata di 2 classi per tener conto che la vita utile di progetto è di 75 anni (prospetto 4.3N) per opere definitive ma è ridotta di 1 essendo un elemento assimilabile ad una soletta. Per la classe strutturale S5 e classe di esposizione XA1, $c_{min,dur}$ è pari a 30 (prospetto 4.4N per XC3), che implica un copriferro minimo di 40mm, dovuto anche alle barre di armatura $\Phi 30$.

Si adotta quindi un copriferro di progetto di 40mm per tutte le tipologie di sella.

prospetto 4.3N **Classificazione strutturale raccomandata**

Classe Strutturale							
Criterio	Classe di esposizione secondo il prospetto 4.1						
	X0	XC1	XC2 / XC3	XC4	XD1	XD2 / XS1	XD3 / XS2 / XS3
Vita utile di progetto di 100 anni	aumentare di 2 classi	aumentare di 2 classi	aumentare di 2 classi	aumentare di 2 classi	aumentare di 2 classi	aumentare di 2 classi	aumentare di 2 classi
Classe di resistenza ¹⁾²⁾	$\geq C30/37$ ridurre di 1 classe	$\geq C30/37$ ridurre di 1 classe	$\geq C35/45$ ridurre di 1 classe	$\geq C40/50$ ridurre di 1 classe	$\geq C40/50$ ridurre di 1 classe	$\geq C40/50$ ridurre di 1 classe	$\geq C45/55$ ridurre di 1 classe
Elemento di forma simile ad una soletta (posizione delle armature non influenzata dal processo costruttivo)	ridurre di 1 classe	ridurre di 1 classe	ridurre di 1 classe	ridurre di 1 classe	ridurre di 1 classe	ridurre di 1 classe	ridurre di 1 classe
È assicurato un controllo di qualità speciale della produzione del calcestruzzo	ridurre di 1 classe	ridurre di 1 classe	ridurre di 1 classe	ridurre di 1 classe	ridurre di 1 classe	ridurre di 1 classe	ridurre di 1 classe

prospetto 4.4N **Valori del copriferro minimo, $c_{min,dur}$, requisiti con riferimento alla durabilità per acciai da armatura ordinaria, in accordo alla EN 10080**

Requisito ambientale per $c_{min,dur}$ (mm)							
Classe strutturale	Classe di esposizione secondo il prospetto 4.1						
	X0	XC1	XC2 / XC3	XC4	XD1 / XS1	XD2 / XS2	XD3 / XS3
S1	10	10	10	15	20	25	30
S2	10	10	15	20	25	30	35
S3	10	10	20	25	30	35	40
S4	10	15	25	30	35	40	45
S5	15	20	30	35	40	45	50
S6	20	25	35	40	45	50	55

APPALTATORE: Conorzio Soci HIRPINIA AV SALINI IMPREGILO S.P.A. ASTALDI S.P.A.	ITINERARIO NAPOLI – BARI					
PROGETTAZIONE: Mandatara Mandanti ROCKSOIL S.P.A. NET ENGINEERING S.P.A. ALPINA S.P.A.	RADDOPPIO TRATTA APICE – ORSARA I LOTTO FUNZIONALE APICE – HIRPINIA					
PROGETTO ESECUTIVO	COMMESSA IF28	LOTTO 01	CODIFICA V ZZ RH	DOCUMENTO GA0400 281	REV. C	FOGLIO 9 di 53

Copriferro nominale da UNI EN 1992-1-1_2005 - par. 4.4.1 per
SELLA PROVVISORIA

C_{nom}	40 [mm]	(4.1)
C_{min}	30	(par. 4.4.1.2)
ΔC_{dev}	10 suggerito 10	(par. 4.4.1.3)
$C_{min,b}$	30 \emptyset barra	(4.4.1.2 (3))
$C_{min,dur}$	25 da tabella 4.3N e 4.4N	(4.4.1.2 (5))
$\Delta C_{dur,y}$	0 suggerito 0	(4.4.1.2 (6))
$\Delta C_{dur,st}$	0 suggerito 0	(4.4.1.2 (7))
$\Delta C_{dur,add}$	0 suggerito 0	(4.4.1.2 (8))

Copriferro nominale da UNI EN 1992-1-1_2005 - par. 4.4.1 per
SELLA DEFINITIVA

C_{nom}	40 [mm]	(4.1)
C_{min}	30	(par. 4.4.1.2)
ΔC_{dev}	10 suggerito 10	(par. 4.4.1.3)
$C_{min,b}$	30 \emptyset barra	(4.4.1.2 (3))
$C_{min,dur}$	30 da tabella 4.3N e 4.4N	(4.4.1.2 (5))
$\Delta C_{dur,y}$	0 suggerito 0	(4.4.1.2 (6))
$\Delta C_{dur,st}$	0 suggerito 0	(4.4.1.2 (7))
$\Delta C_{dur,add}$	0 suggerito 0	(4.4.1.2 (8))

Con riferimento alla UNI EN 206-1 e alla UNI 11104, considerando la condizione XC2 per le selle provvisoriale, è necessario un rapporto a/c massimo di 0.60, una classe di resistenza minima C25/30 e almeno 300kg/m³ di cemento. Per la sella definitiva con condizione XC3/XA1 è necessario un rapporto a/c massimo di 0.55, una classe di resistenza minima C30/37 e almeno 320kg/m³ di cemento.

APPALTATORE: Consorzio Soci HIRPINIA AV SALINI IMPREGILO S.P.A. ASTALDI S.P.A.	ITINERARIO NAPOLI – BARI					
PROGETTAZIONE: Mandatario Mandanti ROCKSOIL S.P.A. NET ENGINEERING S.P.A. ALPINA S.P.A.	RADDOPPIO TRATTA APICE – ORSARA I LOTTO FUNZIONALE APICE – HIRPINIA					
PROGETTO ESECUTIVO	COMMESSA IF28	LOTTO 01	CODIFICA V ZZ RH	DOCUMENTO GA0400 281	REV. C	FOGLIO 10 di 53

prospetto F.1 Valori limite raccomandati per la composizione e le proprietà del calcestruzzo

	Classi di esposizione																	
	Nessun rischio di corrosione o attacco	Corrosione da carbonatazione				Corrosione da cloruri						Attacco gelo/disgelo				Ambienti chimici aggressivi		
						Acqua marina			Altri cloruri (diversi dall'acqua di mare)									
	X0	XC1	XC2	XC3	XC4	XS1	XS2	XS3	XD1	XD2	XD3	XF1	XF2	XF3	XF4	XA1	XA2	XA3
Rapporto massimo a/c	-	0,65	0,60	0,55	0,50	0,50	0,45	0,45	0,55	0,55	0,45	0,55	0,55	0,50	0,45	0,55	0,50	0,45
Classe di resistenza minima	C12/15	C20/25	C25/30	C30/37	C30/37	C30/37	C35/45	C35/45	C30/37	C30/37	C35/45	C30/37	C25/30	C30/37	C30/37	C30/37	C30/37	C35/45
Contenuto minimo di cemento (kg/m ³)	-	260	280	280	300	300	320	340	300	300	320	300	300	320	340	300	320	360
Contenuto minimo di aria (%)	-	-	-	-	-	-	-	-	-	-	-	-	4,0 ^{a)}	4,0 ^{a)}	4,0 ^{a)}	-	-	-
Altri requisiti												Aggregati conformi al prEN 12620:2000 con sufficiente resistenza al gelo/disgelo				Cemento resistente ai solfati ^{b)}		

a) Quando il calcestruzzo non contiene aria aggiunta, le sue prestazioni dovrebbero essere verificate conformemente ad un metodo di prova appropriato rispetto ad un calcestruzzo per il quale è provata la resistenza al gelo/disgelo per la relativa classe di esposizione.

b) Qualora la presenza di SO₄²⁻ comporti le classi di esposizione XA2 e XA3, è essenziale utilizzare un cemento resistente ai solfati. Se il cemento è classificato a moderata o ad alta resistenza ai solfati, il cemento dovrebbe essere utilizzato in classe di esposizione XA2 (e in classe di esposizione XA1 se applicabile) e il cemento ad alta resistenza, ai solfati dovrebbe essere utilizzato in classe di esposizione XA3.

prospetto 4 Valori limiti per la composizione e le proprietà del calcestruzzo

	Classi di esposizione																	
	Nessun rischio di corrosione dell'armatura	Corrosione delle armature indotta dalla carbonatazione				Corrosione delle armature indotta da cloruri						Attacco da cicli di gelo/disgelo				Ambiente aggressivo per attacco chimico		
						Acqua di mare			Cloruri provenienti da altre fonti									
	X0	XC1	XC2	XC3	XC4	XS1	XS2	XS3	XD1	XD2	XD3	XF1	XF2	XF3	XF4	XA1	XA2	XA3
Massimo rapporto a/c	-	0,60	0,55	0,50	0,50	0,45	0,55	0,50	0,45	0,50	0,45	0,50	0,50	0,45	0,55	0,50	0,45	
Minima classe di resistenza ^{*)}	C12/15	C25/30	C28/35	C32/40	C32/40	C35/45	C28/35	C32/40	C35/45	32/40	25/30	28/35	28,35	32/40	35/45			
Minimo contenuto in cemento (kg/m ³)	-	300	320	340	340	360	320	340	360	320	340	360	320	340	360	320	340	360
Contenuto minimo in aria (%)													3,0 ^{a)}					
Altri requisiti												Aggregati conformi alla UNI EN 12620 di adeguata resistenza al gelo/disgelo				È richiesto l'impiego di cementi resistenti ai solfati ^{b)}		

*) Nel prospetto 7 della UNI EN 206-1 viene riportata la classe C8/10 che corrisponde a specifici calcestruzzi destinati a sottofondazioni e ricoprimenti. Per tale classe dovrebbero essere definite le prescrizioni di durabilità nei riguardi di acque o terreni aggressivi.

a) Quando il calcestruzzo non contiene aria aggiunta, le sue prestazioni devono essere verificate rispetto ad un calcestruzzo aerato per il quale è provata la resistenza al gelo/disgelo, da determinarsi secondo UNI 7087, per la relativa classe di esposizione.

b) Qualora la presenza di solfati comporti le classi di esposizione XA2 e XA3 è essenziale utilizzare un cemento resistente ai solfati secondo UNI 9156.

APPALTATORE: <u>Consorzio</u> <u>Soci</u> HIRPINIA AV SALINI IMPREGILO S.P.A. ASTALDI S.P.A	ITINERARIO NAPOLI – BARI RADDOPPIO TRATTA APICE – ORSARA I LOTTO FUNZIONALE APICE – HIRPINIA					
PROGETTAZIONE: <u>Mandatario</u> <u>Mandanti</u> ROCKSOIL S.P.A NET ENGINEERING S.P.A. ALPINA S.P.A.						
PROGETTO ESECUTIVO	COMMESSA IF28	LOTTO 01	CODIFICA V ZZ RH	DOCUMENTO GA0400 281	REV. C	FOGLIO 11 di 53

8 CRITERI DI VERIFICA DELLE OPERE

Le verifiche sono state condotte in accordo con le prescrizioni e le indicazioni del DM 17/01/2018 e della Circolare n.7/19.

8.1 AZIONI

Per le strutture in esame si individuano le seguenti azioni:

- **azioni permanenti:** peso proprio della struttura (P.P), spinte del terreno sui fianchi della galleria (SPsx e SPdx), carico verticale P.cop (rappresentato dal terreno di ricoprimento);
- **azioni variabili:** carico variabile Q_1 pari a 20 kN/m² (legato ai mezzi di cantiere e al passaggio di mezzi di manutenzione in ase definitiva), spinte sui fianchi della galleria (SQ₁sx e SQ₁dx) generate dal carico Q_1 .
- **azione sismica:** incremento di spinta del terreno sui fianchi della galleria ($\pm \Delta Sh$), variazione del peso del terreno di ritombamento ($\pm \Delta Sv$), effetti inerziali della struttura della galleria nelle direzioni orizzontale e verticale (Ih e Iv).

Sulla base della definizione dei carichi di cui sopra, in accordo a quanto prescritto dal DM 17/01/2008, sono state individuate le combinazioni di carico per le verifiche di stati limite ultimi e di esercizio in condizioni statiche e in condizioni sismiche:

- combinazione fondamentale (SLU)
- combinazione caratteristica (SLE): il coefficiente di combinazione per il carico variabile Q_1 è pari a 1
- combinazione sismica (SLV): il coefficiente di combinazione per il carico variabile Q_1 è pari a 0.2.

8.2 APPROCCI PROGETTUALI E METODI DI VERIFICA

Le verifiche delle gallerie artificiali sono state condotte nei riguardi dei seguenti stati limite:

- stati limite ultimi (SLU):
 - raggiungimento della resistenza strutturale
- stati limite di esercizio in condizioni statiche (SLE):
 - controllo dello stato tensionale e fessurativo degli elementi strutturali.

Le verifiche in condizioni sismiche sono state condotte con riferimento allo stato limite ultimo di salvaguardia della vita (SLV). Per tali verifiche i coefficienti parziali sulle azioni sono pari all'unità.

APPALTATORE: Consorzio Soci HIRPINIA AV SALINI IMPREGIO S.P.A. ASTALDI S.P.A.	ITINERARIO NAPOLI – BARI					
PROGETTAZIONE: Mandataria Mandanti ROCKSOIL S.P.A. NET ENGINEERING S.P.A. ALPINA S.P.A.	RADDOPPIO TRATTA APICE – ORSARA I LOTTO FUNZIONALE APICE – HIRPINIA					
PROGETTO ESECUTIVO	COMMESSA IF28	LOTTO 01	CODIFICA V ZZ RH	DOCUMENTO GA0400 281	REV. C	FOGLIO 12 di 53

CARICHI ELEMENTARI	SLU : COMBINAZIONI DI CARICO STATICHE						
	SLU-1	SLU-2	SLU-3	SLU-4	SLU-5	SLU-6	SLU-7
PP	1.3	1.3	1.0	1.3	1.0	1.3	1.0
Pcop	1.3	1.3	1.0	1.3	1.0	1.3	1.0
SP.sx	1.3	1.0	1.3	1.3	1.3	1.0	1.0
SP.dx	1.3	1.0	1.3	1.0	1.0	1.3	1.3
Qd_sx	1.5	1.5	0.0	1.5	0.0	1.5	0.0
Qd_dx	1.5	1.5	0.0	1.5	0.0	1.5	0.0
SQ.sx	1.5	0.0	1.5	1.5	1.5	0.0	0.0
SQ.dx	1.5	0.0	1.5	0.0	0.0	1.5	1.5
HYD	1.3	1.3	1.0	1.3	1.0	1.3	1.3

CARICHI ELEMENTARI	COMBINAZIONI SLE				
	CARAT	FREQUENTE			QUASI
	SLE - C	SLE-F1	SLE-F2	SLE-F3	SLE - QP
PP	1.0	1.0	1.0	1.0	1.0
Pcop	1.0	1.0	1.0	1.0	1.0
SP.sx	1.0	1.0	1.0	1.0	1.0
SP.dx	1.0	1.0	1.0	1.0	1.0
Qd_sx	1.0	0.8	0.0	0.0	0.0
Qd_dx	1.0	0.8	0.0	0.0	0.0
SQ.sx	1.0	0.0	0.8	0.0	0.0
SQ.dx	1.0	0.0	0.0	0.8	0.0
HYD	1.0	1.0	1.0	1.0	1.0

CARICHI ELEMENTARI	SLV : COMBINAZIONI DI CARICO SISMICHE															
	SLV - 1	SLV - 2	SLV - 3	SLV - 4	SLV - 5	SLV - 6	SLV - 7	SLV - 8	SLV - 9	SLV - 10	SLV - 11	SLV - 12	SLV - 13	SLV - 14	SLV - 15	SLV - 16
PP	1.0	1.0	1.0	1.0	1.0	1.0	1.0	1.0	1.0	1.0	1.0	1.0	1.0	1.0	1.0	1.0
Pcop	1.0	1.0	1.0	1.0	1.0	1.0	1.0	1.0	1.0	1.0	1.0	1.0	1.0	1.0	1.0	1.0
SP.sx	1.0	1.0	1.0	1.0	1.0	1.0	1.0	1.0	1.0	1.0	1.0	1.0	1.0	1.0	1.0	1.0
SP.dx	1.0	1.0	1.0	1.0	1.0	1.0	1.0	1.0	1.0	1.0	1.0	1.0	1.0	1.0	1.0	1.0
Qd_sx	0.2	0.2	0.2	0.2	0.2	0.2	0.2	0.2	0.2	0.2	0.2	0.2	0.2	0.2	0.2	0.2
Qd_dx	0.2	0.2	0.2	0.2	0.2	0.2	0.2	0.2	0.2	0.2	0.2	0.2	0.2	0.2	0.2	0.2
SQ.sx	0.2	0.2	0.2	0.2	0.2	0.2	0.2	0.2	0.2	0.2	0.2	0.2	0.2	0.2	0.2	0.2
SQ.dx	0.2	0.2	0.2	0.2	0.2	0.2	0.2	0.2	0.2	0.2	0.2	0.2	0.2	0.2	0.2	0.2
ΔS.h	1.0	-1.0	1.0	-1.0	0.3	-0.3	0.3	-0.3	1.0	-1.0	1.0	-1.0	0.3	-0.3	0.3	-0.3
ΔS.v	-0.3	0.3	0.3	0.3	-1.0	-1.0	1.0	1.0	-0.3	-0.3	0.3	0.3	-1.0	-1.0	1.0	1.0
I.h	1.0	-1.0	1.0	-1.0	0.3	-0.3	0.3	-0.3	-1.0	1.0	-1.0	1.0	-0.3	0.3	-0.3	0.3
I.v	-0.3	-0.3	0.3	0.3	-1.0	-1.0	1.0	1.0	0.3	0.3	-0.3	-0.3	1.0	1.0	-1.0	-1.0
ΔS.h sx	1.0	0.0	1.0	0.0	0.3	0.0	0.3	0.0	1.0	0.0	1.0	0.0	0.3	0.0	0.3	0.0
ΔS.h dx	0.0	1.0	0.0	1.0	0.0	0.3	0.0	0.3	0.0	1.0	0.0	1.0	0.0	0.3	0.0	0.3
HYD	1.0	1.0	1.0	1.0	1.0	1.0	1.0	1.0	1.0	1.0	1.0	1.0	1.0	1.0	1.0	1.0
ΔS.h _{HYD} SX	1.0	0.0	1.0	0.0	0.3	0.0	0.3	0.0	1.0	0.0	1.0	0.0	0.3	0.0	0.3	0.0
ΔS.h _{HYD} dx	0.0	1.0	0.0	1.0	0.0	0.3	0.0	0.3	0.0	1.0	0.0	1.0	0.0	0.3	0.0	0.3

Tabella 1 – Combinazioni di calcolo

Con:

PP	=	Peso Proprio
Pcop	=	Ritombamento
SP.sx	=	Spinta del terreno a riposo sui fianchi della galleria, da sinistra
SP.dx	=	Spinta del terreno a riposo sui fianchi della galleria, da destra
Qd_sx	=	Carichi variabili in copertura lato sinistro

APPALTATORE: Conorzio Soci HIRPINIA AV SALINI IMPREGILO S.P.A. ASTALDI S.P.A.	ITINERARIO NAPOLI – BARI RADDOPPIO TRATTA APICE – ORSARA I LOTTO FUNZIONALE APICE – HIRPINIA					
PROGETTAZIONE: Mandataria Mandanti ROCKSOIL S.P.A. NET ENGINEERING S.P.A. ALPINA S.P.A.						
PROGETTO ESECUTIVO	COMMESSA IF28	LOTTO 01	CODIFICA V ZZ RH	DOCUMENTO GA0400 281	REV. C	FOGLIO 13 di 53

Qd_dx	=	Carichi variabili in copertura lato destro
SQ_sx	=	Incremento di spinta orizzontale per carico variabile in copertura, da sinistra
SQ_dx	=	Incremento di spinta orizzontale per carico variabile in copertura, da destra
ΔS.h	=	Azione sismica orizzontale
ΔS.v	=	Azione sismica verticale
I.h	=	Inerzia orizzontale
I.v	=	Inerzia verticale
ΔS.h sx	=	Incremento di spinta del terreno dovuto all'azione sismica orizzontale (th.di Wood), da sinistra
ΔS.h dx	=	Incremento di spinta del terreno dovuto all'azione sismica orizzontale (th.di Wood), da destra
HYD	=	Spinta idrostatica
ΔS.h_{HYD} SX	=	Incremento della spinta idraulica dovuto all'azione sismica orizzontale, da sx
ΔS.h_{HYD} DX	=	Incremento della spinta idraulica dovuto all'azione sismica orizzontale, da dx

Le combinazioni di calcolo direttamente inserite nei modelli di calcolo SAP2000 sono riportate nei rispettivi paragrafi della presente relazione.

Per la verifica agli stati limite in condizioni sismiche (SLV e SLD) si è adottato il metodo pseudostatico, calcolando i coefficienti sismici orizzontale e verticale in analogia con quanto indicato dalla normativa (DM 14/01/2008) per i muri di sostegno:

$$k_h = \beta_m \cdot \left(\frac{a_{max}}{g} \right)$$

$$k_v = \pm \frac{1}{2} \cdot k_h$$

dove:

- a_{max} è l'accelerazione orizzontale massima attesa al sito,
- β_m è il coefficiente di riduzione dell'accelerazione massima assunto pari a 1.

Per tenere conto dei fattori locali del sito, l'accelerazione orizzontale massima attesa al sito è valutata con la relazione (DM 14/01/2008):

$$a_{max} = S_s \cdot S_T \cdot \left(\frac{a_g}{g} \right)$$

dove:

- a_g è l'accelerazione orizzontale massima attesa su sito di riferimento rigido;
- S_s è il fattore di amplificazione stratigrafica del terreno, funzione della categoria del sottosuolo di fondazione e dei parametri sismici F_0 e a_g/g (Tabella 32V del DM 14/01/2008);
- S_T è il fattore di amplificazione che tiene conto delle condizioni topografiche, il cui valore dipende dalla categoria topografica e dall'ubicazione dell'opera (Tabella 32VI del DM 14/01/2008).

I valori delle grandezze necessarie per la definizione dell'azione sismica sono riassunti nella seguente tabella: considerato la brevità di utilizzo della struttura e valutato che l'incremento di carico verticale dovuto all'accelerazione sismica ($a_{max}/g / 2$) è inferiore all'incremento di carico allo SLU (1.3), le verifiche in fase sismica vengono omesse.

APPALTATORE: Consorzio Soci HIRPINIA AV SALINI IMPREGILO S.P.A. ASTALDI S.P.A	ITINERARIO NAPOLI – BARI RADDOPPIO TRATTA APICE – ORSARA I LOTTO FUNZIONALE APICE – HIRPINIA					
PROGETTAZIONE: Mandataria Mandanti ROCKSOIL S.P.A NET ENGINEERING S.P.A. ALPINA S.P.A.						
PROGETTO ESECUTIVO	COMMESSA IF28	LOTTO 01	CODIFICA V ZZ RH	DOCUMENTO GA0400 281	REV. C	FOGLIO 14 di 53

	Opere provvisionali
Coord geografiche	41°07'31.2"N 15°00'35.1"E
Stato limite	SLV
T _R	332
a _g /g	0.224
F ₀	2.289
Categoria sottosuolo	C
S _s	1.392
Categoria topografica	T1
S _T	1
a _{max} /g	0.312

Tabella 2 – Parametri per la definizione dell'azione sismica di progetto

Per il calcolo delle sollecitazioni si è adottato il metodo delle reazioni iperstatiche attraverso una modellazione numerica ad elementi finiti monodimensionali. Si è utilizzato il codice di calcolo SAP2000 (versione 15). Si considera una sezione di galleria di lunghezza unitaria definendo per la struttura un modello costituito da conci monodimensionali (elementi beam). Gli spessori delle diverse aste sono variabili secondo l'elemento strutturale considerato (calotta, piedritto, arco rovescio).

L'interazione tra il terreno e la struttura è simulata attraverso un vincolo elasto-plastico (Line Springs) assegnato ai vari elementi "frame" lungo il loro sviluppo. Il vincolo applicato è di tipo non lineare in quanto rappresenta la capacità del terreno di dare una reazione solo se soggetto a compressione.

La rigidezza delle molle è calcolata secondo le seguenti formulazioni:

$$k = \frac{E'I}{R_{eq}(1+\nu)} \quad (\text{formula di Galerkin per i tratti curvilinei})$$

$$k = \frac{E'I}{B \cdot (1-\nu^2)} \quad (\text{formula Di Boussinesq per i tratti rettilinei})$$

dove:

- R_{eq} è il raggio di curvatura equivalente dell'anello;
- B è la lunghezza del tratto rettilineo di carpenteria;
- ν ed E' il coefficiente di Poisson ed il modulo elastico del mezzo al contorno rispettivamente, prendendo i valori in accordo con la parametrizzazione geotecnica riportata nella "Relazione geotecnica e di calcolo delle opere di imbocco" IF2801VZZRBGA0400001A.

APPALTATORE: Consorzio Soci HIRPINIA AV SALINI IMPREGILO S.P.A. ASTALDI S.P.A.	ITINERARIO NAPOLI – BARI					
PROGETTAZIONE: Mandatario Mandanti ROCKSOIL S.P.A. NET ENGINEERING S.P.A. ALPINA S.P.A.	RADDOPPIO TRATTA APICE – ORSARA I LOTTO FUNZIONALE APICE – HIRPINIA					
PROGETTO ESECUTIVO	COMMESSA IF28	LOTTO 01	CODIFICA V ZZ RH	DOCUMENTO GA0400 281	REV. C	FOGLIO 15 di 53

8.3 CARATTERISTICHE DEL SITO E DEFINIZIONE DELL'AZIONE SISMICA

Le opere in progetto per l'imbocco lato Napoli della galleria Melito si trovano nel comune di Melito Irpino (AV), in un sito con le seguenti coordinate geografiche: geografiche: Latitudine 41°05'49.9"N, Longitudine 15°02'23.4"E

Alle strutture definitive si attribuisce una vita nominale V_N di 75 anni. Con riferimento alla probabilità di superamento dell'azione sismica, P_{VR} , attribuita allo stato limite ultimo di salvaguardia della vita (SLV), nel periodo V_R dell'opera in progetto, si determina il periodo di ritorno T_R del sisma di progetto. Sulla base delle coordinate geografiche del sito e del tempo di ritorno del sisma di progetto, T_R , sopra definito, si ricavano i parametri che caratterizzano il sisma di progetto relativo al sito di riferimento, rigido ed orizzontale (Tabella 1 dell'allegato B del DM 14/01/2008):

- a_g : accelerazione orizzontale massima
- F_0 : valore massimo del fattore di amplificazione dello spettro in accelerazione orizzontale
- T^*_c : periodo di inizio del tratto a velocità costante dello spettro in accelerazione orizzontale

Per le opere provvisorie di imbocco il periodo di ritorno si determina con l'espressione:

$$T_R = - \frac{V_R}{\ln(1 - P_{V_R})}$$

Per tenere conto dei fattori locali del sito, l'accelerazione orizzontale massima attesa al sito è valutata con la relazione (DM 14/01/2008):

$$a_{\max} = S_s \cdot S_T \cdot \left(\frac{a_g}{g} \right)$$

dove:

a_g è l'accelerazione orizzontale massima attesa su sito di riferimento rigido

S_s è il fattore di amplificazione stratigrafica del terreno, funzione della categoria del sottosuolo di fondazione e dei parametri sismici F_0 e a_g/g (Tabella 32V del DM 14/01/2008);

S_T è il fattore di amplificazione che tiene conto delle condizioni topografiche, il cui valore dipende dalla categoria topografica e dall'ubicazione dell'opera (Tabella 32VI del DM 14/01/2008).

I valori delle grandezze necessarie per la definizione dell'azione sismica sono:

Coord geografiche	41°07'31.2"N 15°00'35.1"E
Stato limite	SLV
T_R	1068
a_g/g	0.381
F_0	2.281
Categoria sottosuolo	C
S_s	1.179
Categoria topografica	T1
S_T	1
a_{\max}/g	0.449

Tabella 3 – Parametri per la definizione dell'azione sismica di progetto

APPALTATORE: Consorzio Soci HIRPINIA AV SALINI IMPREGILO S.P.A. ASTALDI S.P.A.	ITINERARIO NAPOLI – BARI RADDOPPIO TRATTA APICE – ORSARA I LOTTO FUNZIONALE APICE – HIRPINIA					
PROGETTAZIONE: Mandatario Mandanti ROCKSOIL S.P.A. NET ENGINEERING S.P.A. ALPINA S.P.A.						
PROGETTO ESECUTIVO	COMMESSA IF28	LOTTO 01	CODIFICA V ZZ RH	DOCUMENTO GA0400 281	REV. C	FOGLIO 16 di 53

9 VERIFICHE

Per l'imbocco in esame sono state verificate 3 sezioni di calcolo: la sezione 1 in corrispondenza dei pali di imbocco, la sella tipo 2 all'esterno e la sella tipo 8, in cui sono previste 2 tasche per lo smontaggio dello scudo della TBM.

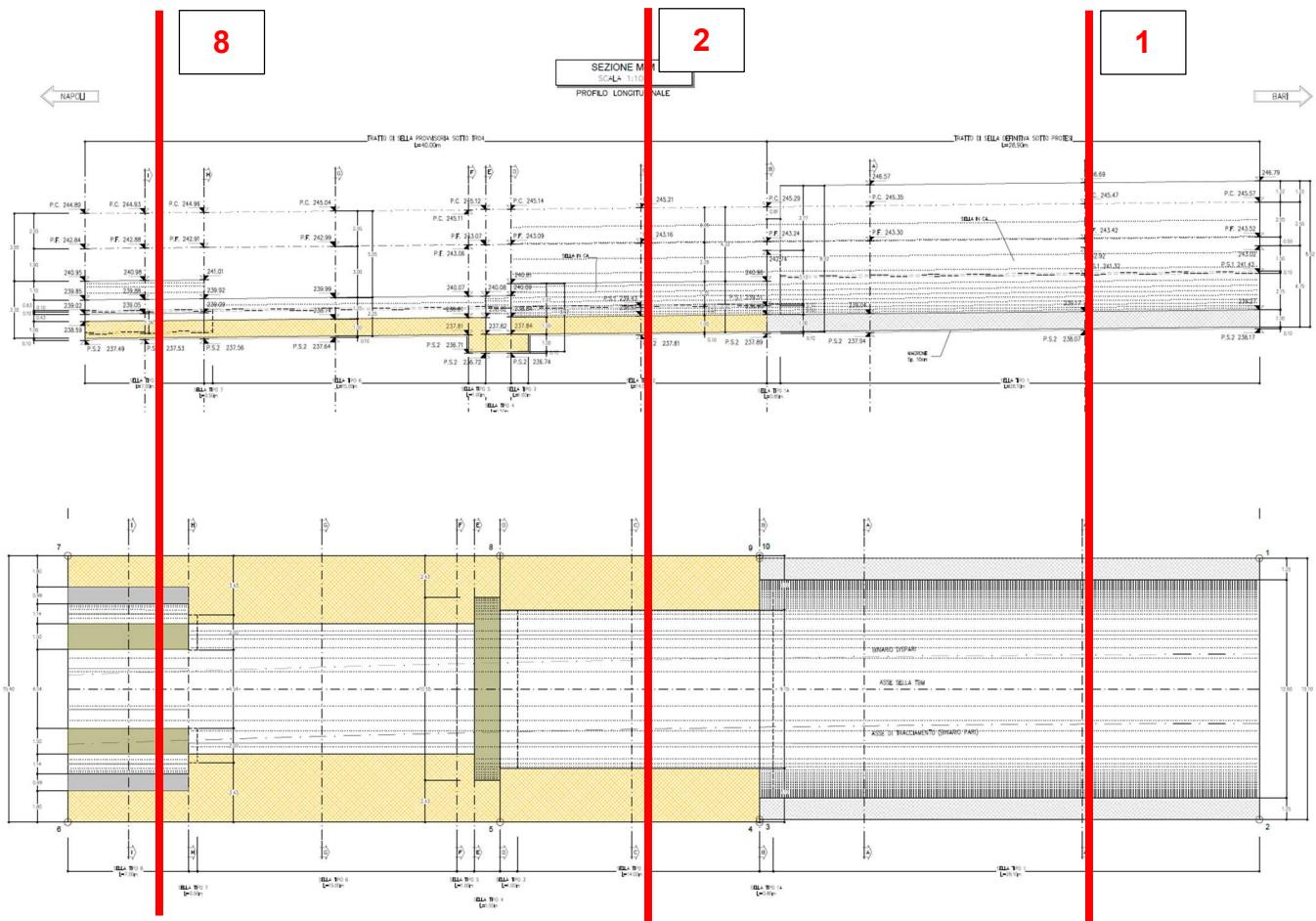


Figura 44 – Sezioni di calcolo

L'opera ha solamente funzione provvisoria per l'arrivo e la traslazione della TBM ad esclusione della prima parte della sella, verificata con sezione 1, che risulta definitiva e non verrà demolita una volta installato il rivestimento definitivo della galleria in conci, mentre la parte restante di sella verrà demolita dove interferisce con il muro a carattere definitivo della TR04.

Si verificano quindi le strutture solo allo SLU, ad esclusione del tratto 1 verificato anche allo SLE e in fase sismica.

APPALTATORE: Consorzio Soci HIRPINIA AV SALINI IMPREGILO S.P.A. ASTALDI S.P.A.	ITINERARIO NAPOLI – BARI				
PROGETTAZIONE: Mandatario Mandanti ROCKSOIL S.P.A. NET ENGINEERING S.P.A. ALPINA S.P.A.	RADDOPPIO TRATTA APICE – ORSARA I LOTTO FUNZIONALE APICE – HIRPINIA				
PROGETTO ESECUTIVO	COMMESSA IF28	LOTTO 01	CODIFICA V ZZ RH	DOCUMENTO GA0400 281	REV. C FOGLIO 17 di 53

9.1 SELLA TIPO 1

Nel seguito si riportano le caratteristiche del modello di calcolo, i risultati dell'analisi numerica e le verifiche strutturali. A livello di verifica strutturale si considera per la muretta un'altezza di 1.5m. La parte soprastante, prevista solo per fornire contrasto all'iniezione di riempimento del gap anulare subito dopo il montaggio dell'anello, sarà armata con un minimo di armatura, lasciando 15cm di copriferro lato interno per assecondare la tolleranza di scavo della TBM in arrivo.

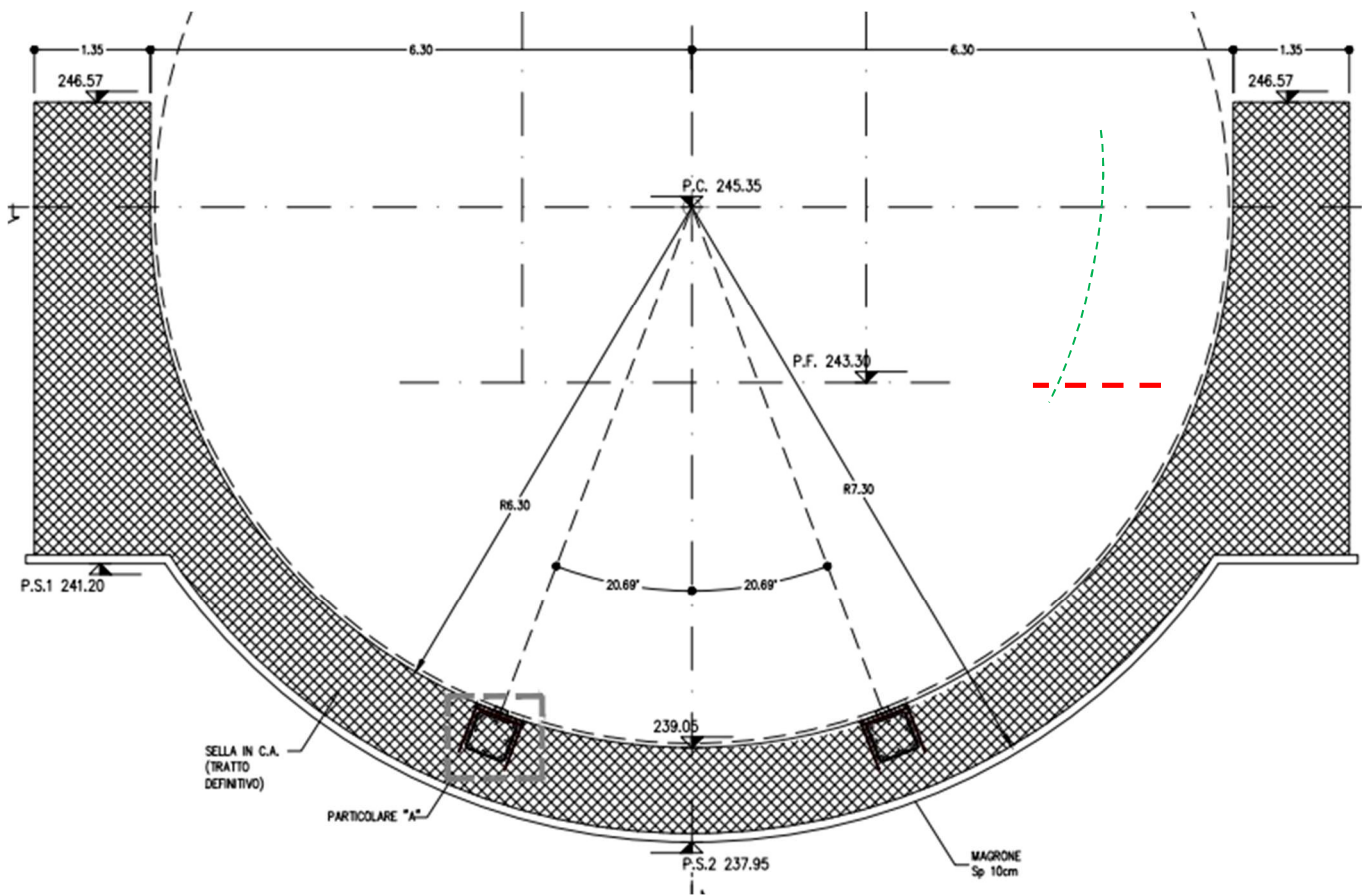


Figura 44 – Sezione di calcolo

9.1.1 Modello di Calcolo – Inquadramento generale, caratteristiche geometriche e carichi applicati

Per la verifica strutturale è stato implementato un modello agli elementi finiti mediante il programma SAP2000. Si è considerata una sezione di galleria di lunghezza unitaria, definendo per la struttura un modello costituito da conci monodimensionali (elementi beam).

Gli elementi di arco rovescio hanno altezza pari a 1m, mentre quelli di muretta hanno altezza pari a 1.5m.

APPALTATORE: Consorzio Soci HIRPINIA AV SALINI IMPREGIO S.P.A. ASTALDI S.P.A		ITINERARIO NAPOLI – BARI RADDOPPIO TRATTA APICE – ORSARA I LOTTO FUNZIONALE APICE – HIRPINIA					
PROGETTAZIONE: Mandataria Mandanti ROCKSOIL S.P.A NET ENGINEERING S.P.A. ALPINA S.P.A.		COMMESSA IF28	LOTTO 01	CODIFICA V ZZ RH	DOCUMENTO GA0400 281	REV. C	FOGLIO 18 di 53
PROGETTO ESECUTIVO							

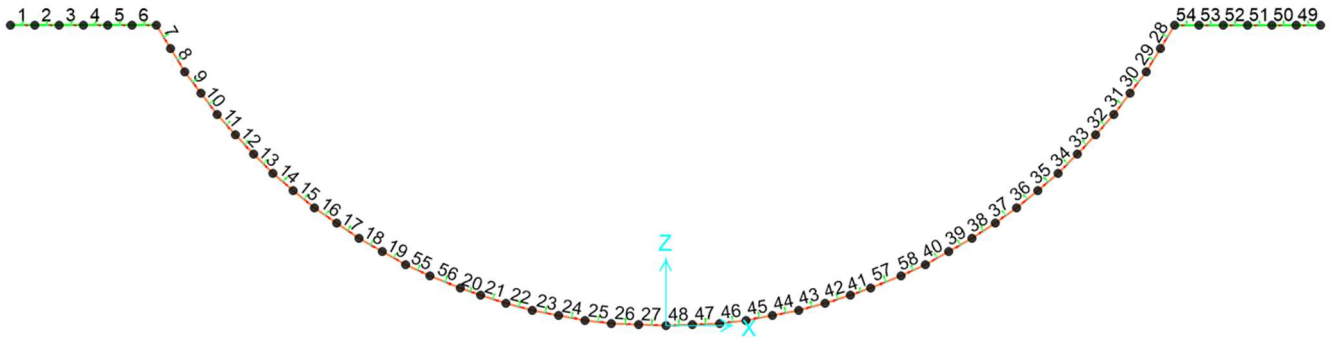


Figura 1 – Schema di calcolo SAP2000 – Numerazione elementi beam

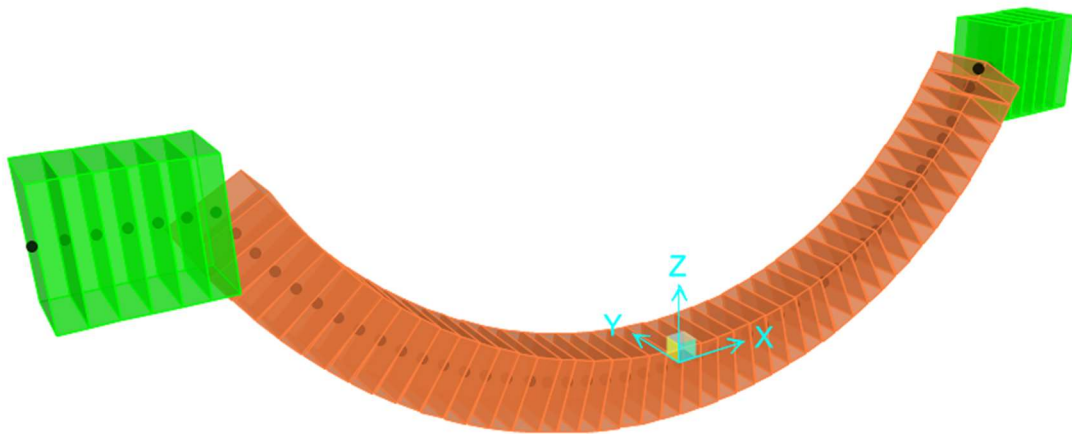


Figura 2 – Schema tridimensionale del modello

La sella permette l'arrivo della TBM e la sua traslazione nella zona esterna alla paratia di imbocco, dove ne è previsto lo smontaggio. La testa fresante e lo scudo completamente assemblato pesano meno di 1650 ton. Il peso della testa della TBM, lunga 12.5m viene trasmesso alla sella per mezzo di 2 binari. Considerando un angolo di diffusione a 45° nel calcestruzzo, in asse sella spessa 1m risultano applicati 2 carichi verticali pari a 625kN/m ciascuno (16500kN / 13.5m / 2). Senza tener conto che il passaggio della TBM rappresenta una condizione di carico eccezionale per la sella, il peso della TBM è amplificato allo SLU per 1.3, assimilandolo ad un carico permanente portato non strutturale, in quanto risultano ora completamente definite tutte le componenti della macchina, la loro geometria e i relativi pesi.

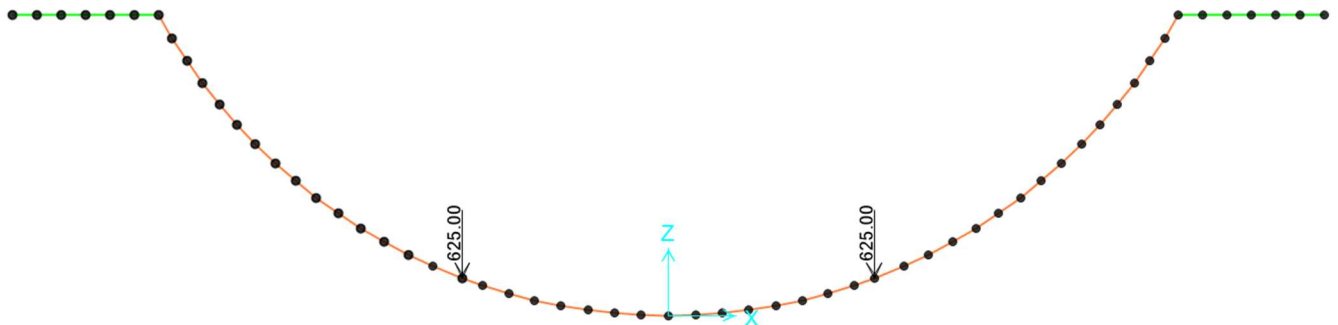


Figura 3 – Carico dovuto alla traslazione della TBM

APPALTATORE: Conorzio Soci HIRPINIA AV SALINI IMPREGILO S.P.A. ASTALDI S.P.A	ITINERARIO NAPOLI – BARI					
PROGETTAZIONE: Mandatara Mandanti ROCKSOIL S.P.A NET ENGINEERING S.P.A. ALPINA S.P.A.	RADDOPPIO TRATTA APICE – ORSARA I LOTTO FUNZIONALE APICE – HIRPINIA					
PROGETTO ESECUTIVO	COMMESSA IF28	LOTTO 01	CODIFICA V ZZ RH	DOCUMENTO GA0400 281	REV. C	FOGLIO 19 di 53

L'interazione tra il terreno e la struttura è simulata attraverso un vincolo elasto-plastico (Line Springs) assegnato ai vari elementi "frame" lungo il loro sviluppo. Il vincolo applicato è di tipo non lineare in quanto rappresenta la capacità del terreno di dare una reazione solo se soggetto a compressione.

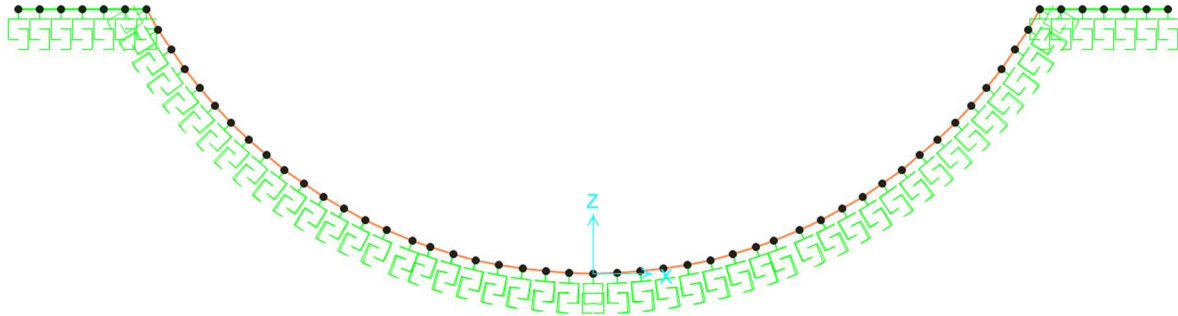


Figura 4 – Schema con le molle di calcolo

I parametri di input scelti per questo modello di calcolo sono i seguenti (si è considerato un modulo di ricarico del terreno, pari a 3 volte quello vergine):

Parametri di calcolo					
Tipo Terreno	γ	c'	ϕ'	E'	ν
[-]	[kN/m3]	[kN/m2]	[°]	[MPa]	[-]
Terreno alla base				210	0.3
Rigidezza molle per elementi curvi (Formula di Galerkin)					
$K_n = \frac{E}{(1 + \nu) \times R}$	Elemento	R	K		
	[-]	[m]	[kN/m3]		
	AR	7.3	22129		
Rigidezza molle per elementi Lineari (Formula Di Boussinesq)					
$k_n = \frac{E}{B \cdot (1 - \nu^2)}$	Elemento	B	K		
	[-]	[m]	[kN/m3]		
	Base piedritto	1.57	146987		

Tabella 4 – Calcolo della rigidezza delle molle per la simulazione dell'interazione terreno-struttura

APPALTATORE: Consorzio Soci HIRPINIA AV SALINI IMPREGIO S.P.A. ASTALDI S.P.A.		ITINERARIO NAPOLI – BARI RADDOPPIO TRATTA APICE – ORSARA I LOTTO FUNZIONALE APICE – HIRPINIA					
PROGETTAZIONE: Mandatario Mandanti ROCKSOIL S.P.A. NET ENGINEERING S.P.A. ALPINA S.P.A.							
PROGETTO ESECUTIVO		COMMESSA IF28	LOTTO 01	CODIFICA V ZZ RH	DOCUMENTO GA0400 281	REV. C	FOGLIO 20 di 53

9.1.2 Risultati dell'analisi agli elementi finiti

Nel presente paragrafo sono riportati i risultati ottenuti dall'analisi numerica condotta, in termini di sollecitazioni allo SLE, a cui corrisponde un cedimento massimo in mezzzeria all'arco rovescio inferiore a 10 mm, e allo SLU.

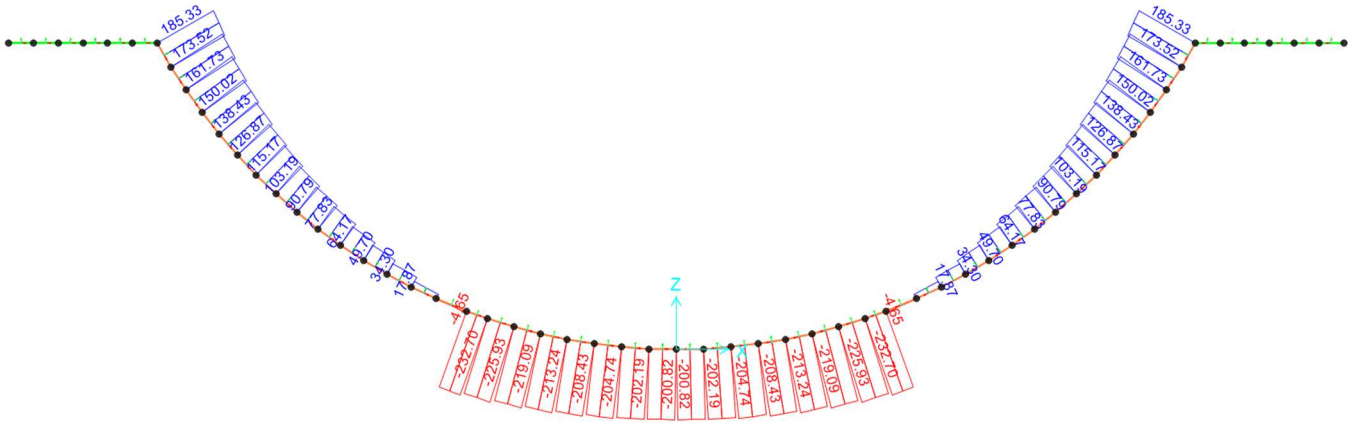


Figura 5 – Involuppo dell'Azione Assiale N – SLE [kN/m]

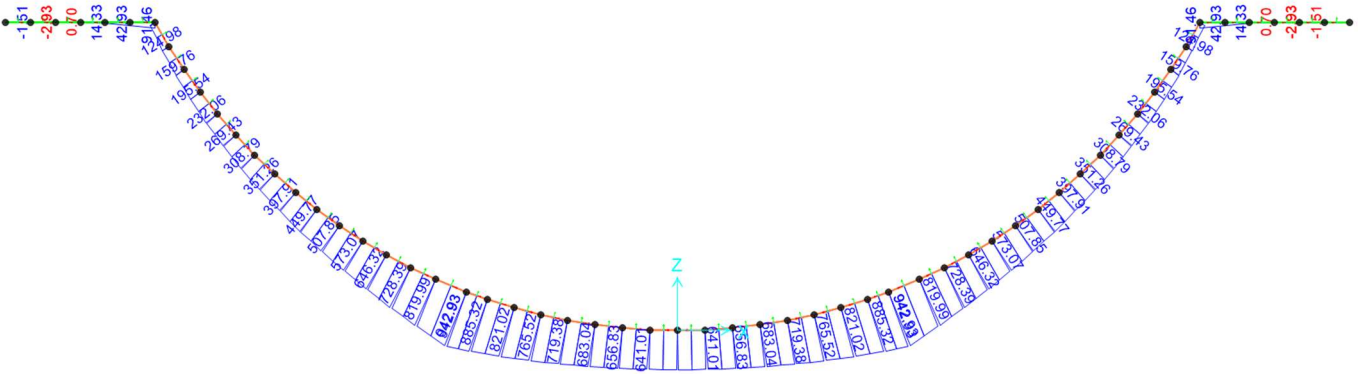


Figura 6 – Involuppo del Momento Flettente M – SLE [kNm/m]

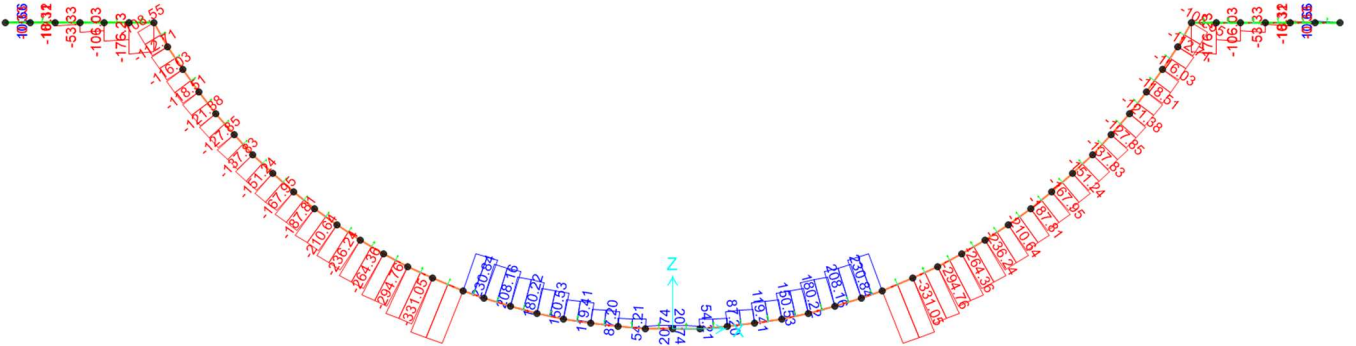


Figura 7 – Involuppo del Taglio V – SLE [kN/m]

APPALTATORE: Consorzio Soci HIRPINIA AV SALINI IMPREGIO S.P.A. ASTALDI S.P.A.		ITINERARIO NAPOLI – BARI RADDOPPIO TRATTA APICE – ORSARA I LOTTO FUNZIONALE APICE – HIRPINIA					
PROGETTAZIONE: Mandatara Mandanti ROCKSOIL S.P.A. NET ENGINEERING S.P.A. ALPINA S.P.A.							
PROGETTO ESECUTIVO		COMMESSA IF28	LOTTO 01	CODIFICA V ZZ RH	DOCUMENTO GA0400 281	REV. C	FOGLIO 21 di 53

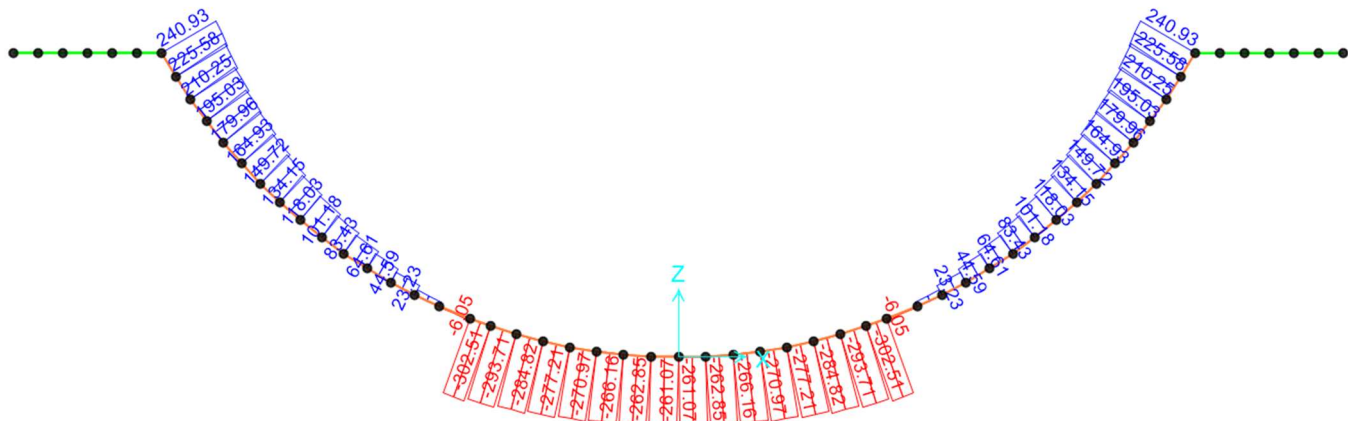


Figura 8 – Involuppo dell’Azione Assiale N – SLU [kN/m]

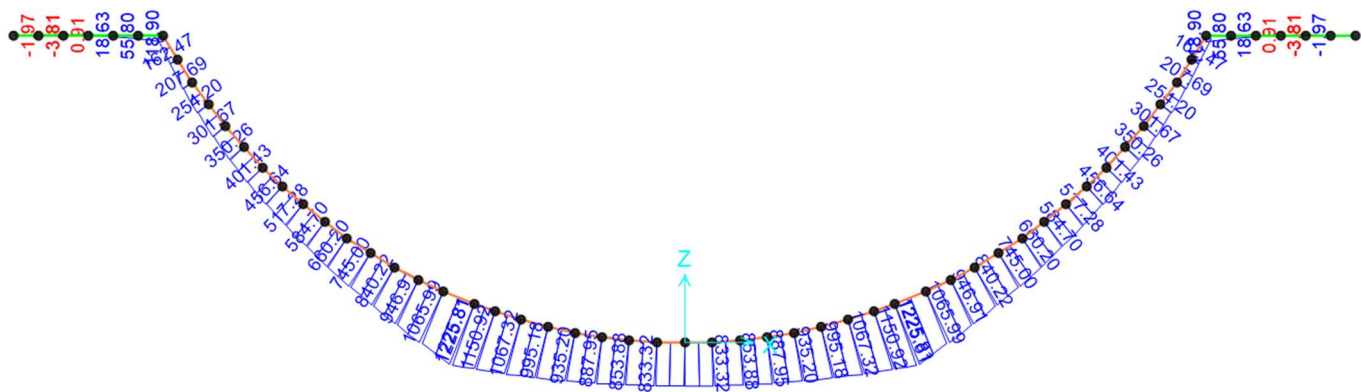


Figura 9 – Involuppo del Momento Flettente M – SLU [kNm/m]

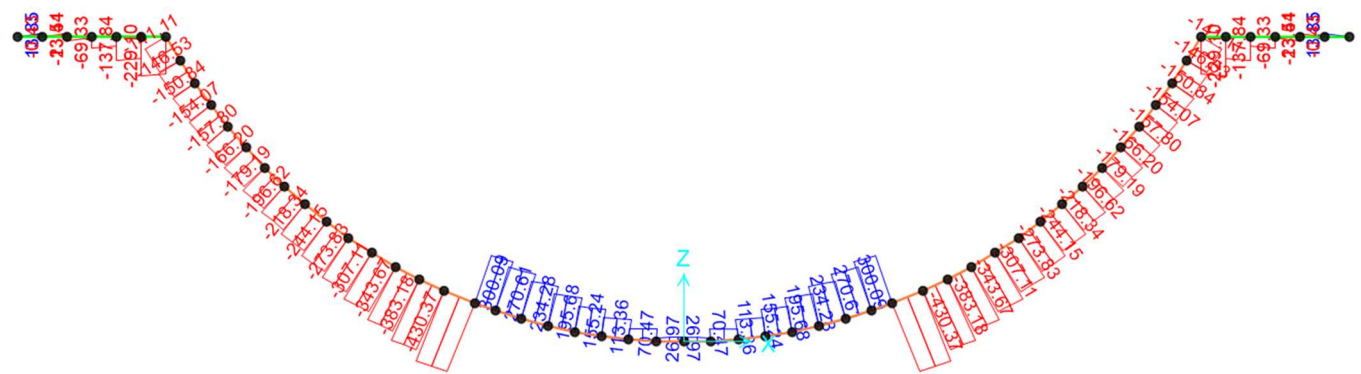


Figura 10 – Involuppo del Taglio V – SLU [kN/m]

APPALTATORE: Conorzio Soci HIRPINIA AV SALINI IMPREGILO S.P.A. ASTALDI S.P.A.	ITINERARIO NAPOLI – BARI					
PROGETTAZIONE: Mandatara Mandanti ROCKSOIL S.P.A. NET ENGINEERING S.P.A. ALPINA S.P.A.	RADDOPPIO TRATTA APICE – ORSARA I LOTTO FUNZIONALE APICE – HIRPINIA					
PROGETTO ESECUTIVO	COMMESSA IF28	LOTTO 01	CODIFICA V ZZ RH	DOCUMENTO GA0400 281	REV. C	FOGLIO 22 di 53

9.1.3 Verifiche Strutturali

Le verifiche sono state svolte considerando le seguenti caratteristiche geometriche e armature:

ZONA	Spessore [m]	Armatura principale (intradosso)	Armatura principale (estradosso)	Ripartitori (intradosso)	Ripartitori (estradosso)	Spilli
Arco rovescio	1.00	5 Ø 26	10 Ø 26	Ø 14 / 30	Ø 14 / 30	Ø 12 / 30x40
Muretta	1.50	5 Ø 30	5 Ø 30	Ø 14 / 30	Ø 14 / 30	Ø 12 / 30x40

Tabella 5 – Geometria ed armatura delle sezioni di verifica

*Tra l'attacco della muretta e i binari la maglia degli spilli si infittisce a 30 x 20 per la condizione di lungo termine analizzata nel seguito.

La sella ha un'incidenza di 125kg/m³, stimata a partire dell'incidenza dei ferri principali e incrementata di oltre il 50% per tener conto anche dei ferri in corrispondenza dei binari e delle conseguenti divisioni dei ferri principali sottostanti, oltre che degli spilli e dei ripartitori.

Nel presente paragrafo si riportano i risultati ottenuti dall'analisi numerica condotta, in termini di SLU, SLV e SLE.

Verifiche a pressoflessione:

Sono state eseguite le verifiche statiche in corrispondenza degli elementi maggiormente sollecitati per ogni porzione principale della struttura e, per ogni zona, le verifiche sono state svolte considerando i seguenti casi:

- N max, con M corrispondente per la relativa combinazione di calcolo;
- N min, con M corrispondente per la relativa combinazione di calcolo;
- M max, con N corrispondente per la relativa combinazione di calcolo;
- M min, con N corrispondente per la relativa combinazione di calcolo.

Per la fase transitoria di passaggio della TBM si controlla che l'apertura delle fessure non superi temporaneamente 0.3mm.

Verifiche a Taglio:

Sono state eseguite le verifiche statiche in corrispondenza degli elementi maggiormente sollecitati per ogni porzione principale della struttura e, per ciascuna zona, le verifiche sono state svolte considerando il V massimo assoluto, con N corrispondente per la relativa combinazione di calcolo, tra i seguenti valori di taglio:

- V max SLU
- V min SLU
- V max SLV
- V min SLV

APPALTATORE: <u>Consorzio</u> <u>Soci</u> HIRPINIA AV SALINI IMPREGILO S.P.A. ASTALDI S.P.A.	ITINERARIO NAPOLI – BARI RADDOPPIO TRATTA APICE – ORSARA I LOTTO FUNZIONALE APICE – HIRPINIA					
PROGETTAZIONE: <u>Mandatario</u> <u>Mandanti</u> ROCKSOIL S.P.A. NET ENGINEERING S.P.A. ALPINA S.P.A.						
PROGETTO ESECUTIVO	COMMESSA IF28	LOTTO 01	CODIFICA V ZZ RH	DOCUMENTO GA0400 281	REV. C	FOGLIO 23 di 53

9.1.3.1 Verifiche a pressoflessione SLE

M(-) Tende le fibre in estradosso galleria

M(+) Tende le fibre in intradosso galleria

	M_{ed} [kNm/m]	N_{ed} [kN/m]	σ_c [MPa]	σ_s [MPa]	w_k [mm]
N_{max}	91	-185	-0.2	37	0.023
N_{min}	885	233	-6.2	179	0.199
M_{max}	943	231	-6.6	192	0.224
M_{min}	91	-185	-0.2	37	0.023

Tabella 6 – Verifiche statiche SLE – AR

	M_{ed} [kNm/m]	N_{ed} [kN/m]	σ_c [MPa]	σ_s [MPa]	w_k [mm]
N_{max}	14	0	-0.1	3	0.002
N_{min}	0	0	0.0	0	0.000
M_{max}	91	0	-0.4	19	0.015
M_{min}	-3	0	0.0	1	0.000

Tabella 7 – Verifiche statiche SLE – Muretta

APPALTATORE: Conorzio Soci HIRPINIA AV SALINI IMPREGILO S.P.A. ASTALDI S.P.A	ITINERARIO NAPOLI – BARI					
PROGETTAZIONE: Mandatara Mandanti ROCKSOIL S.P.A NET ENGINEERING S.P.A. ALPINA S.P.A.	RADDOPPIO TRATTA APICE – ORSARA I LOTTO FUNZIONALE APICE – HIRPINIA					
PROGETTO ESECUTIVO	COMMESSA IF28	LOTTO 01	CODIFICA V ZZ RH	DOCUMENTO GA0400 281	REV. C	FOGLIO 24 di 53

9.1.3.2 Verifiche a pressoflessione SLU

Di seguito vengono riportati i domini di resistenza M-N per le principali sezioni di verifica, soggette alle coppie di sollecitazioni dimensionanti, come descritto al paragrafo precedente.

SAP Output - SLU

	COMB.	Elemento	N _{ed} [kN/m]	M _{ed} [kNm/m]
N_{max}	SLU-TBM	7	241	119
N_{min}	SLU-TBM	20	-303	1151
M_{max}	SLU-TBM	20	-300	1226
M_{min}	SLU-TBM	7	241	119

Tabella 8 – Coppie di valori M-N sollecitanti – Arco rovescio

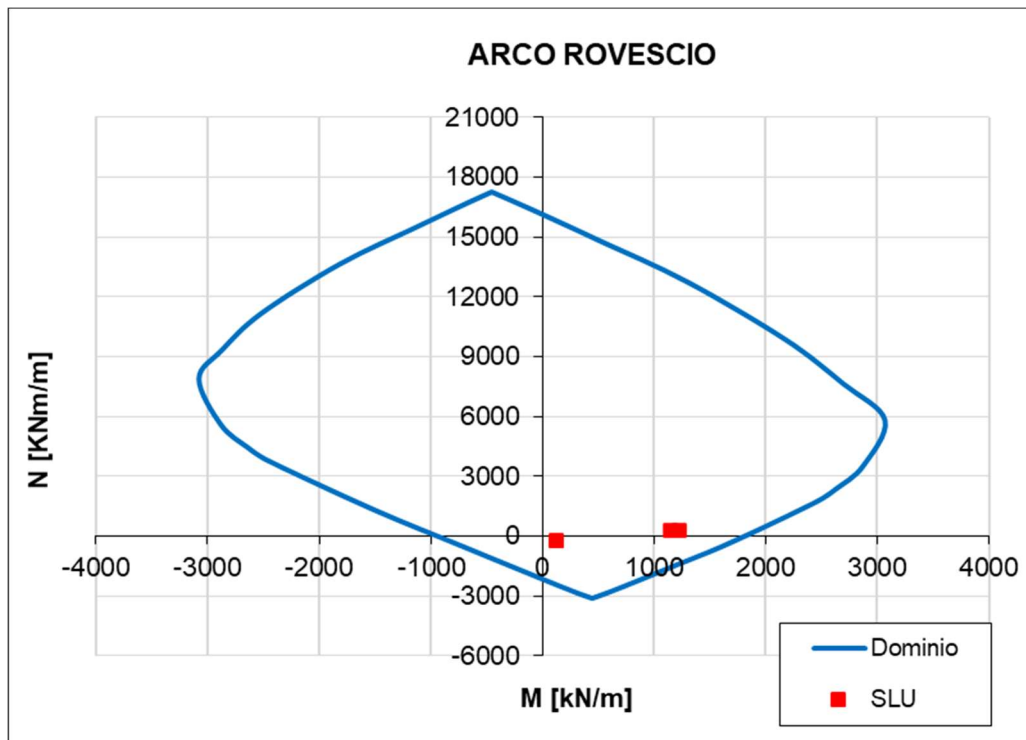


Figura 11 Dominio resistente M-N – Arco rovescio

APPALTATORE: Consorzio Soci HIRPINIA AV SALINI IMPREGILO S.P.A. ASTALDI S.P.A	ITINERARIO NAPOLI – BARI RADDOPPIO TRATTA APICE – ORSARA I LOTTO FUNZIONALE APICE – HIRPINIA					
PROGETTAZIONE: Mandataria Mandanti ROCKSOIL S.P.A NET ENGINEERING S.P.A. ALPINA S.P.A.	COMMESSA IF28	LOTTO 01	CODIFICA V ZZ RH	DOCUMENTO GA0400 281	REV. C	FOGLIO 25 di 53
PROGETTO ESECUTIVO						

SAP Output - SLU

	COMB.	Elemento	N _{ed} [kN/m]	M _{ed} [kNm/m]
N_{max}	SLU-TBM	49	0	-2
N_{min}	SLU-TBM	49	0	0
M_{max}	SLU-TBM	54	0	119
M_{min}	SLU-TBM	50	0	-4

Tabella 9 – Coppie di valori M-N sollecitanti – Muretta

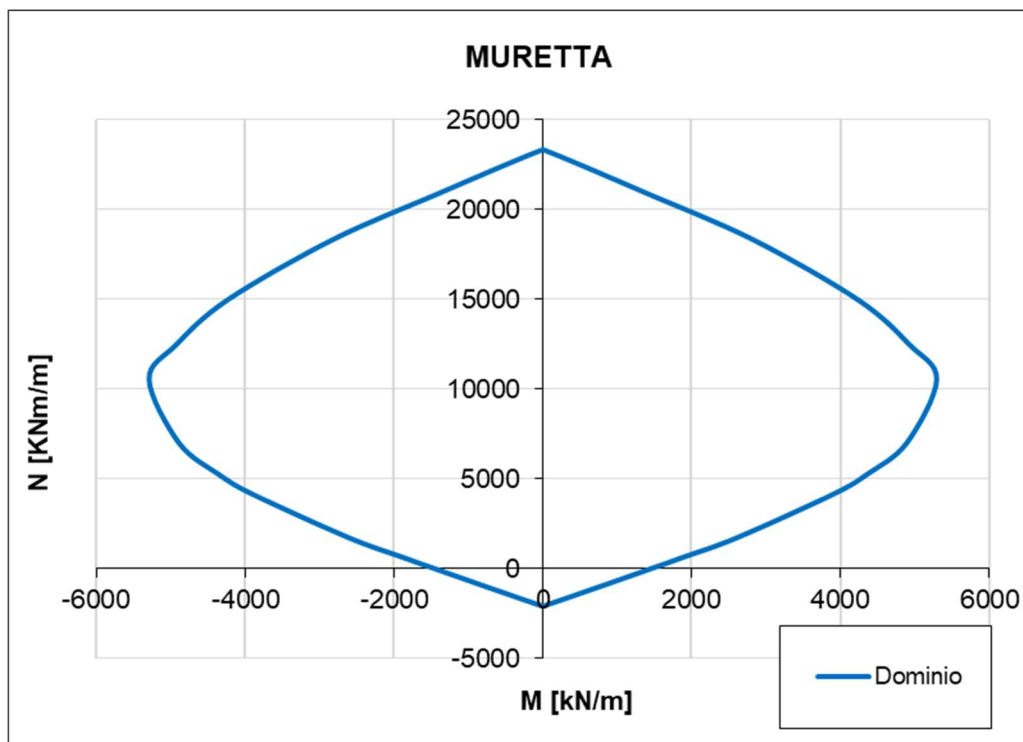


Figura 12 Dominio resistente M-N – Muretta

APPALTATORE: Consorzio Soci HIRPINIA AV SALINI IMPREGILO S.P.A. ASTALDI S.P.A.	ITINERARIO NAPOLI – BARI					
PROGETTAZIONE: Mandatario Mandanti ROCKSOIL S.P.A. NET ENGINEERING S.P.A. ALPINA S.P.A.	RADDOPPIO TRATTA APICE – ORSARA I LOTTO FUNZIONALE APICE – HIRPINIA					
PROGETTO ESECUTIVO	COMMESSA IF28	LOTTO 01	CODIFICA V ZZ RH	DOCUMENTO GA0400 281	REV. C	FOGLIO 26 di 53

9.1.3.3 Verifiche a taglio SLU

Di seguito vengono riportate le verifiche di resistenza a taglio per le principali sezioni di verifica, soggette al taglio massimo (considerando l'azione assiale corrispondente alla stessa combinazione di calcolo), come descritto al paragrafo precedente.

OUTPUT SAP - SLU

COMB.	element	N [kN/m]	M [kNm/m]	V [kN/m]	
SLU-TBM	20	-303	1151	300	Vmax
SLU-TBM	56	-1	1066	-430	Vmin

V MAX ASSOLUTO

V [kN/m]	N [kN/m]
430	1

Tabella 10 – Taglio massimo di verifica – Arco rovescio

Sollecitazioni		
V _{Ed}	430	[kN]
N _{Ed} (+ = compressione)	1	[kN]
Proprietà materiali strutturali		
Calcestruzzo		
f _{ck} (resistenza caratteristica cls)	25	[MPa]
f _{cd} (resistenza di progetto cls)	14.2	[MPa]
Acciaio		
f _{yk} (resistenza caratteristica acciaio)	450	[MPa]
f _{yd} (resistenza di progetto acciaio)	391.3	[MPa]
Geometria sezione di verifica		
b _w (larghezza minima sezione in zona tesa)	1000	[mm]
h (altezza sezione)	1000	[mm]
Armatura longitudinale		
n _s (numero di barre long. in zona tesa)	5	[-]
Φ _s (diametro barre long.)	26	[mm]
c (ricoprimento A _s)	54	[mm]
d (altezza utile sezione) = h-c-Φ _s /2	933	[mm]
A _s (area dell'armatura long. tesa)	2655	[mm ²]
ρ _l (percentuale geometrica di armatura long. tesa)	0.00285	[-]
σ _{cp} (tensione di compressione) = N _{Ed} /A _c	0.00	[MPa]

Verifica sezione non armata a taglio		
$\{0.18 \cdot k \cdot (100 \cdot \rho_l \cdot f_{ck})^{1/3} / \gamma_c + 0.15 \cdot \sigma_{cp}\} \cdot b_w \cdot d$	315	[kN]
$(V_{min} + 0.15 \cdot \sigma_{cp}) \cdot b_w \cdot d$	289	[kN]
V _{Rd,0}	315	[kN]
$V_{Ed} / V_{Rd,0} \leq 1$	1.37	[-]
Armatura trasversale		
n _b (numero di bracci dell'armatura trasversale)	2.5	[-]
Φ _{sw} (diametro armatura trasversale)	12	[mm]
A _{sw} (area dell'armatura trasversale)	283	[mm ²]
s (passo armatura trasversale)	300	[mm]
α	90	[°]
θ	30.0	
$1 \leq \text{ctg} \theta \leq 2.5$	1.73	[-]
Verifica sezione armata a taglio		
V _{Rs,d} (resistenza a taglio - armatura tras.)	536	[kN]
V _{Rc,d} (resistenza a taglio - sezione cls armata)	2576	[kN]
$V_{Rd} = \min(V_{Rs,d}; V_{Rc,d})$	536	[kN]
$V_{Ed} / V_{Rd} \leq 1$	0.80	[-]

Tabella 11 – Verifiche di Resistenza a Taglio – Arco rovescio

APPALTATORE: Conorzio Soci HIRPINIA AV SALINI IMPREGILO S.P.A. ASTALDI S.P.A.	ITINERARIO NAPOLI – BARI					
PROGETTAZIONE: Mandatara Mandanti ROCKSOIL S.P.A. NET ENGINEERING S.P.A. ALPINA S.P.A.	RADDOPPIO TRATTA APICE – ORSARA I LOTTO FUNZIONALE APICE – HIRPINIA					
PROGETTO ESECUTIVO	COMMESSA IF28	LOTTO 01	CODIFICA V ZZ RH	DOCUMENTO GA0400 281	REV. C	FOGLIO 27 di 53

OUTPUT SAP - SLU

COMB.	element	N [kN/m]	M [kNm/m]	V [kN/m]	
SLU-TBM	49	0	-2	14	Vmax
SLU-TBM	54	0	56	-229	Vmin

V MAX ASSOLUTO

V [kN/m]	N [kN/m]
229	0

Tabella 12 – Taglio massimo di verifica – Muretta

Sollecitazioni		
V _{ed}	229	[kN]
N _{ed} (+ = compressione)	0	[kN]
Proprietà materiali strutturali		
Calcestruzzo		
f _{ck} (resistenza caratteristica cls)	25	[MPa]
f _{cd} (resistenza di progetto cls)	14.2	[MPa]
Acciaio		
f _{yk} (resistenza caratteristica acciaio)	450	[MPa]
f _{yd} (resistenza di progetto acciaio)	391.3	[MPa]
Geometria sezione di verifica		
b _w (larghezza minima sezione in zona tesa)	1000	[mm]
h (altezza sezione)	1500	[mm]
Armatura longitudinale		
n _s (numero di barre long. in zona tesa)	5	[-]
Φ _s (diametro barre long.)	30	[mm]
c (ricoprimento A _s)	54	[mm]
d (altezza utile sezione) = h-c-Φ _s /2	1431	[mm]
A _s (area dell'armatura long. tesa)	3534	[mm ²]
ρ _i (percentuale geometrica di armatura long. tesa)	0.00247	[-]
σ _{cp} (tensione di compressione) = N _{ed} /A _c	0.00	[MPa]
Verifica sezione non armata a taglio		
$\{0.18 \cdot k \cdot (100 \cdot \rho_i \cdot f_{ck})^{1/3} / \gamma_c + 0.15 \cdot \sigma_{cp}\} \cdot b_w \cdot d$	433	[kN]
$(v_{min} + 0.15 \cdot \sigma_{cp}) \cdot b_w \cdot d$	403	[kN]
V _{Rd,0}	433	[kN]
V _{ed} /V _{Rd,0} ≤ 1	0.53	[-]

Tabella 13 – Verifiche di Resistenza a Taglio – Muretta

APPALTATORE: Consorzio Soci HIRPINIA AV SALINI IMPREGIO S.P.A. ASTALDI S.P.A.	ITINERARIO NAPOLI – BARI				
PROGETTAZIONE: Mandatara Mandanti ROCKSOIL S.P.A. NET ENGINEERING S.P.A. ALPINA S.P.A.	RADDOPPIO TRATTA APICE – ORSARA I LOTTO FUNZIONALE APICE – HIRPINIA				
PROGETTO ESECUTIVO	COMMESSA IF28	LOTTO 01	CODIFICA V ZZ RH	DOCUMENTO GA0400 281	REV. C FOGLIO 28 di 53

9.2 SELLA TIPO 1 – LUNGO TERMINE

Nel seguito si verifica la sella nella configurazione di lungo termine, sia in fase statica che in fase sismica.

Partendo dal modello di calcolo considerato nell'analisi precedente, si considerano i carichi trasmessi dai pali laterali a carattere definitivo della zona di imbocco. Con riferimento alla relazione di calcolo delle opere di imbocco IF2801VZZRBGA0400001, si considerano le reazioni vincolari relative alla sezione di calcolo 1 – Soletta, che risultano maggiori di quelle della sezione 2 – Protesi. In fase statica (Fase 10) l'azione assiale è pari a 34.1906kN/m e in fase sismica (Fase 11) è pari a 1575.47kN/m. A livello di verifica della sella si considera un'azione assiale di 50kN/m in fase statica e di 1600kN/m in fase sismica.

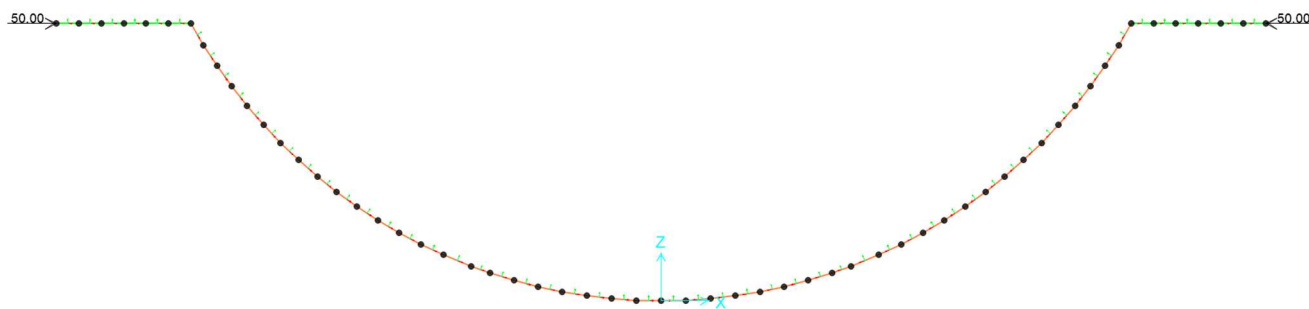


Figura 44 – REAZIONE vincolare da modello paratie

Sulla soletta viene inoltre applicato un carico verticale distribuito pari al peso dell'anello e del riempimento al di sotto della copertura. Si considerano come rappresentativi del carico gravante i 50cm di anello della parte inferiore e i 50cm di anello della parte superiore ($2 \times 0.5m \times 25kN/m^3$) più 2m di terreno ($\gamma=20kN/m^3$), per un totale di 65kN/m. Sulle murette gravano 3.5m di parte alta della sella e 5.5m di terreno, per complessivi 197.5kN/m.




Figura 44 – SOVRACCARICO

Si considerano quindi 3 combinazioni di carico:

SLE: $1.0 \times \text{DEAD} + 1.0 \times \text{REAZIONE} + 1.0 \times \text{SOVRACCARICO}$

SLU: $1.3 \times \text{DEAD} + 1.3 \times \text{REAZIONE} + 1.3 \times \text{SOVRACCARICO}$

SLV: $1.225 \times \text{DEAD} + 32 \times \text{REAZIONE} + 1.225 \times \text{SOVRACCARICO}$

Dove 1.225 tiene conto dell'incremento dovuto ad accelerazione verticale, pari a $a_{max}/2$ e 32 è pari al rapporto tra le reazioni vincolari in fase sismica e statica, rispettivamente pari a 1600kN/m e 50kN/m.

APPALTATORE: Consorzio Soci HIRPINIA AV SALINI IMPREGILO S.P.A. ASTALDI S.P.A.	ITINERARIO NAPOLI – BARI RADDOPPIO TRATTA APICE – ORSARA I LOTTO FUNZIONALE APICE – HIRPINIA					
PROGETTAZIONE: Mandatara Mandanti ROCKSOIL S.P.A. NET ENGINEERING S.P.A. ALPINA S.P.A.						
PROGETTO ESECUTIVO	COMMESSA IF28	LOTTO 01	CODIFICA V ZZ RH	DOCUMENTO GA0400 281	REV. C	FOGLIO 29 di 53

9.2.1 Risultati dell'analisi agli elementi finiti

Nel presente paragrafo sono riportati i risultati ottenuti dall'analisi numerica condotta, in termini di sollecitazioni allo SLE, a cui corrisponde un cedimento massimo in mezzzeria all'arco rovescio pari a 5 mm, allo SLU e SLV.

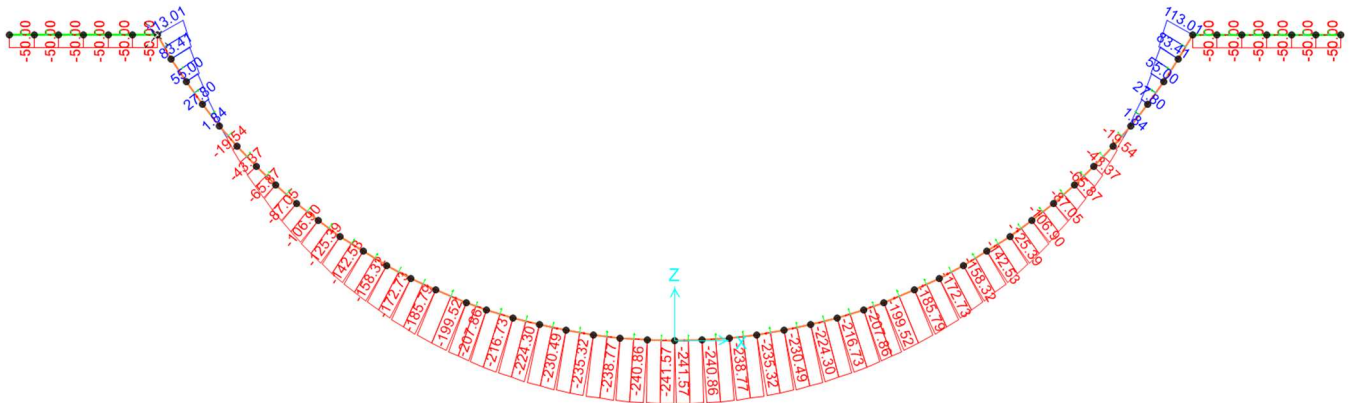


Figura 13 – Involuppo dell'Azione Assiale N – SLE [kN/m]

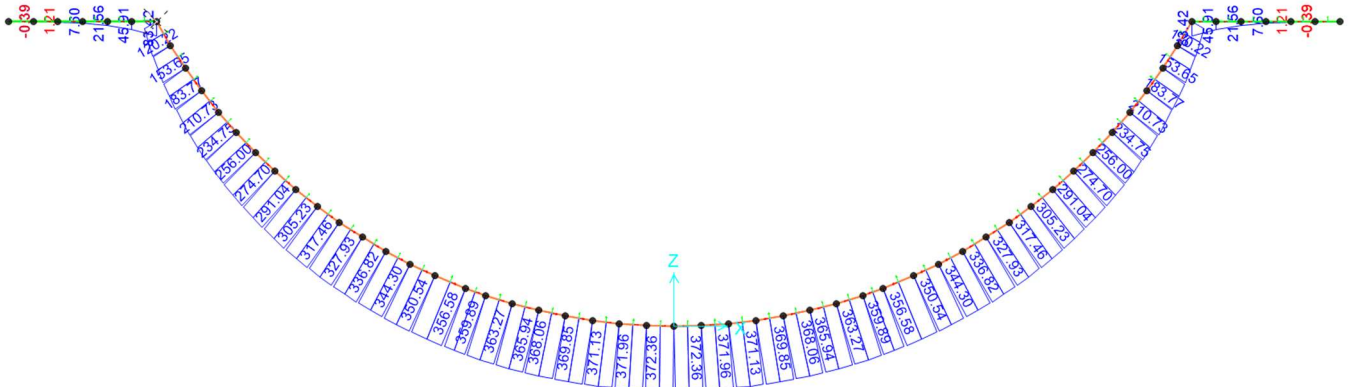


Figura 14 – Involuppo del Momento Flettente M – SLE [kNm/m]




Figura 15 – Involuppo del Taglio V – SLE [kN/m]

APPALTATORE: Consorzio Soci HIRPINIA AV SALINI IMPREGIO S.P.A. ASTALDI S.P.A.	ITINERARIO NAPOLI – BARI				
PROGETTAZIONE: Mandatara Mandanti ROCKSOIL S.P.A. NET ENGINEERING S.P.A. ALPINA S.P.A.	RADDOPPIO TRATTA APICE – ORSARA I LOTTO FUNZIONALE APICE – HIRPINIA				
PROGETTO ESECUTIVO	COMMESSA IF28	LOTTO 01	CODIFICA V ZZ RH	DOCUMENTO GA0400 281	REV. C FOGLIO 30 di 53

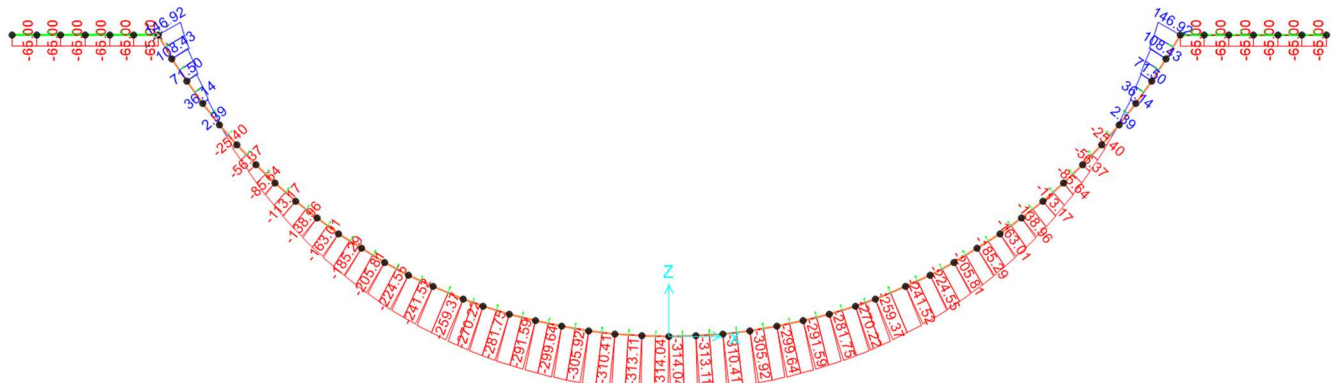


Figura 16 – Inviluppo dell'Azione Assiale N – SLU [kN/m]

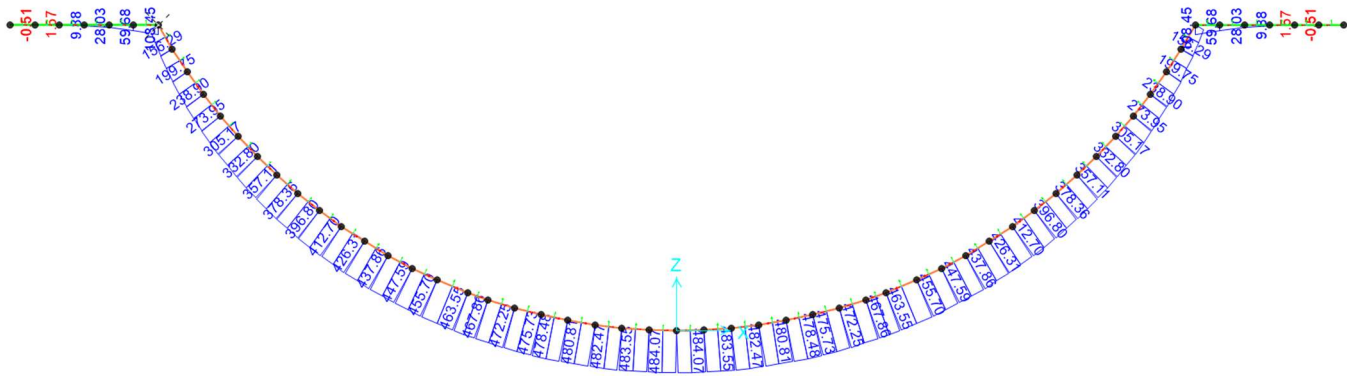


Figura 17 – Inviluppo del Momento Flettente M – SLU [kNm/m]




Figura 18 – Inviluppo del Taglio V – SLU [kN/m]

APPALTATORE: Consorzio Soci HIRPINIA AV SALINI IMPREGILO S.P.A. ASTALDI S.P.A.	ITINERARIO NAPOLI – BARI				
PROGETTAZIONE: Mandatara Mandanti ROCKSOIL S.P.A. NET ENGINEERING S.P.A. ALPINA S.P.A.	RADDOPPIO TRATTA APICE – ORSARA I LOTTO FUNZIONALE APICE – HIRPINIA				
PROGETTO ESECUTIVO	COMMESSA IF28	LOTTO 01	CODIFICA V ZZ RH	DOCUMENTO GA0400 281	REV. C FOGLIO 31 di 53

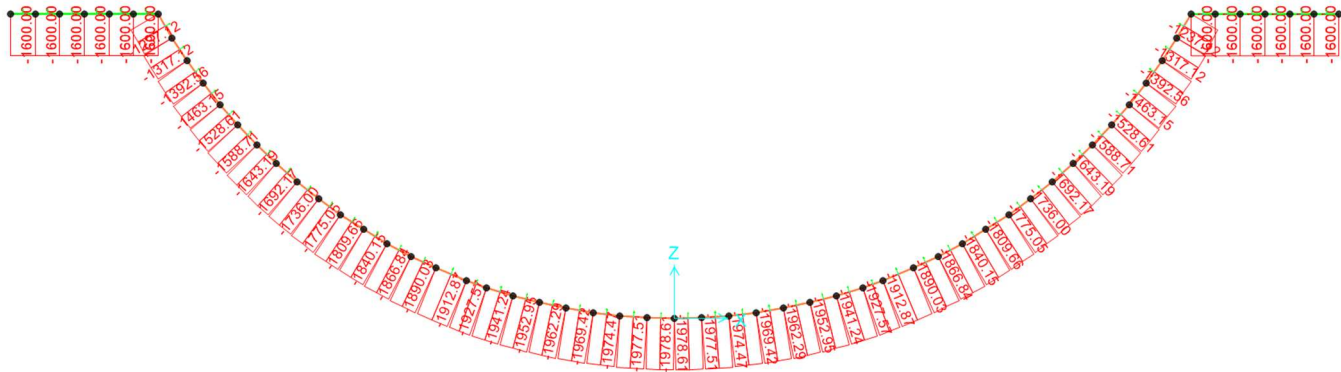


Figura 19 – Inviluppo dell'Azione Assiale N – SLV [kN/m]

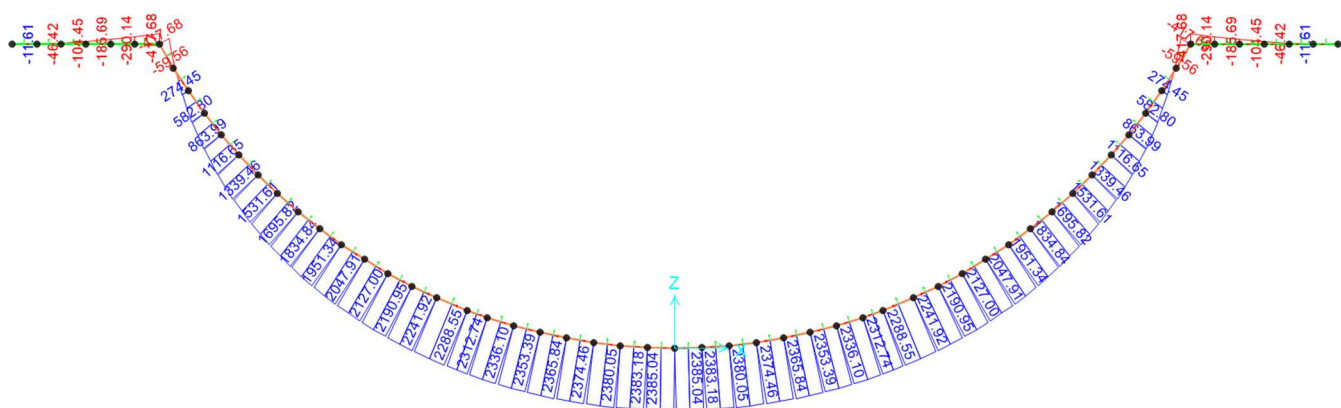


Figura 20 – Inviluppo del Momento Flettente M – SLV [kNm/m]



Figura 21 – Inviluppo del Taglio V – SLV [kN/m]

APPALTATORE: Consorzio Soci HIRPINIA AV SALINI IMPREGILO S.P.A. ASTALDI S.P.A.	ITINERARIO NAPOLI – BARI					
PROGETTAZIONE: Mandataria Mandanti ROCKSOIL S.P.A. NET ENGINEERING S.P.A. ALPINA S.P.A.	RADDOPPIO TRATTA APICE – ORSARA I LOTTO FUNZIONALE APICE – HIRPINIA					
PROGETTO ESECUTIVO	COMMESSA IF28	LOTTO 01	CODIFICA V ZZ RH	DOCUMENTO GA0400 281	REV. C	FOGLIO 32 di 53

9.2.2 Verifiche Strutturali

Le verifiche sono state svolte considerando le seguenti caratteristiche geometriche e armature:

ZONA	Spessore [m]	Armatura principale (intradosso)	Armatura principale (estradosso)	Ripartitori (intradosso)	Ripartitori (estradosso)	Spilli
Arco rovescio	1.00	5 Ø 26	10 Ø 26	Ø 14 / 30	Ø 14 / 30	Ø 12 / 30x40 *
Muretta	1.50	5 Ø 30	5 Ø 30	Ø 14 / 30	Ø 14 / 30	Ø 12 / 30x40

Tabella 14 – Geometria ed armatura delle sezioni di verifica

*Tra l'attacco della muretta e i binari la maglia degli spilli si infittisce a 30 x 20.

La sella ha un'incidenza di 125kg/m³, stimata a partire dall'incidenza dei ferri principali e incrementata di oltre il 50% per tener conto anche dei ferri in corrispondenza dei binari e delle conseguenti divisioni dei ferri principali sottostanti, oltre che degli spilli e dei ripartitori.

Nel presente paragrafo si riportano i risultati ottenuti dall'analisi numerica condotta, in termini di SLU, SLV e SLE.

Verifiche a pressoflessione:

Sono state eseguite le verifiche statiche in corrispondenza degli elementi maggiormente sollecitati per ogni porzione principale della struttura e, per ogni zona, le verifiche sono state svolte considerando i seguenti casi:

- N max, con M corrispondente per la relativa combinazione di calcolo;
- N min, con M corrispondente per la relativa combinazione di calcolo;
- M max, con N corrispondente per la relativa combinazione di calcolo;
- M min, con N corrispondente per la relativa combinazione di calcolo.

La verifica tensionale SLE è effettuata considerando una tensione massima di compressione del calcestruzzo ammissibile pari a 0.45 f_{ck} e un'apertura di fessure massima di 0.2mm (classe esposizione XA1).

Verifiche a Taglio:

Sono state eseguite le verifiche statiche in corrispondenza degli elementi maggiormente sollecitati per ogni porzione principale della struttura e, per ciascuna zona, le verifiche sono state svolte considerando il V massimo assoluto, con N corrispondente per la relativa combinazione di calcolo, tra i seguenti valori di taglio:

- V max SLU
- V min SLU
- V max SLV
- V min SLV

APPALTATORE: Consorzio Soci HIRPINIA AV SALINI IMPREGILO S.P.A. ASTALDI S.P.A	ITINERARIO NAPOLI – BARI RADDOPPIO TRATTA APICE – ORSARA I LOTTO FUNZIONALE APICE – HIRPINIA					
PROGETTAZIONE: Mandataria Mandanti ROCKSOIL S.P.A NET ENGINEERING S.P.A. ALPINA S.P.A.						
PROGETTO ESECUTIVO	COMMESSA IF28	LOTTO 01	CODIFICA V ZZ RH	DOCUMENTO GA0400 281	REV. C	FOGLIO 33 di 53

9.2.2.1 Verifiche a pressoflessione SLE

M(-) Tende le fibre in estradosso galleria

M(+) Tende le fibre in intradosso galleria

	M_{ed} [kNm/m]	N_{ed} [kN/m]	σ_c [MPa]	σ_s [MPa]	w_k [mm]
N_{max}	83	-113	-0.4	29	0.018
N_{min}	371	242	-2.7	64	0.039
M_{max}	372	241	-2.7	64	0.039
M_{min}	83	-113	-0.4	29	0.018

Tabella 15 – Verifiche statiche SLE – AR

	M_{ed} [kNm/m]	N_{ed} [kN/m]	σ_c [MPa]	σ_s [MPa]	w_k [mm]
N_{max}	0	50	0.0	0	0.000
N_{min}	0	50	0.0	0	0.000
M_{max}	83	50	-0.3	11	0.009
M_{min}	0	50	0.0	0	0.000

Tabella 16 – Verifiche statiche SLE – Muretta

APPALTATORE: Consorzio Soci HIRPINIA AV SALINI IMPREGILO S.P.A. ASTALDI S.P.A.	ITINERARIO NAPOLI – BARI				
PROGETTAZIONE: Mandatara Mandanti ROCKSOIL S.P.A. NET ENGINEERING S.P.A. ALPINA S.P.A.	RADDOPPIO TRATTA APICE – ORSARA I LOTTO FUNZIONALE APICE – HIRPINIA				
PROGETTO ESECUTIVO	COMMESSA IF28	LOTTO 01	CODIFICA V ZZ RH	DOCUMENTO GA0400 281	REV. C FOGLIO 34 di 53

9.2.2.2 Verifiche a pressoflessione SLU

Di seguito vengono riportati i domini di resistenza M-N per le principali sezioni di verifica, soggette alle coppie di sollecitazioni dimensionanti, come descritto al paragrafo precedente.

SAP Output - SLU

	COMB.	Elemento	N _{ed} [kN/m]	M _{ed} [kNm/m]
N_{max}	SLU	7	147	108
N_{min}	SLU	27	-314	483
M_{max}	SLU	27	-314	484
M_{min}	SLU	7	147	108

SAP Output - SLV

	COMB.	Elemento	N _{ed} [kN/m]	M _{ed} [kNm/m]
N_{max}	SLV	7	-1207	-418
N_{min}	SLV	27	-1979	2384
M_{max}	SLV	27	-1978	2385
M_{min}	SLV	7	-1207	-418

Tabella 17 – Coppie di valori M-N sollecitanti – Arco rovescio

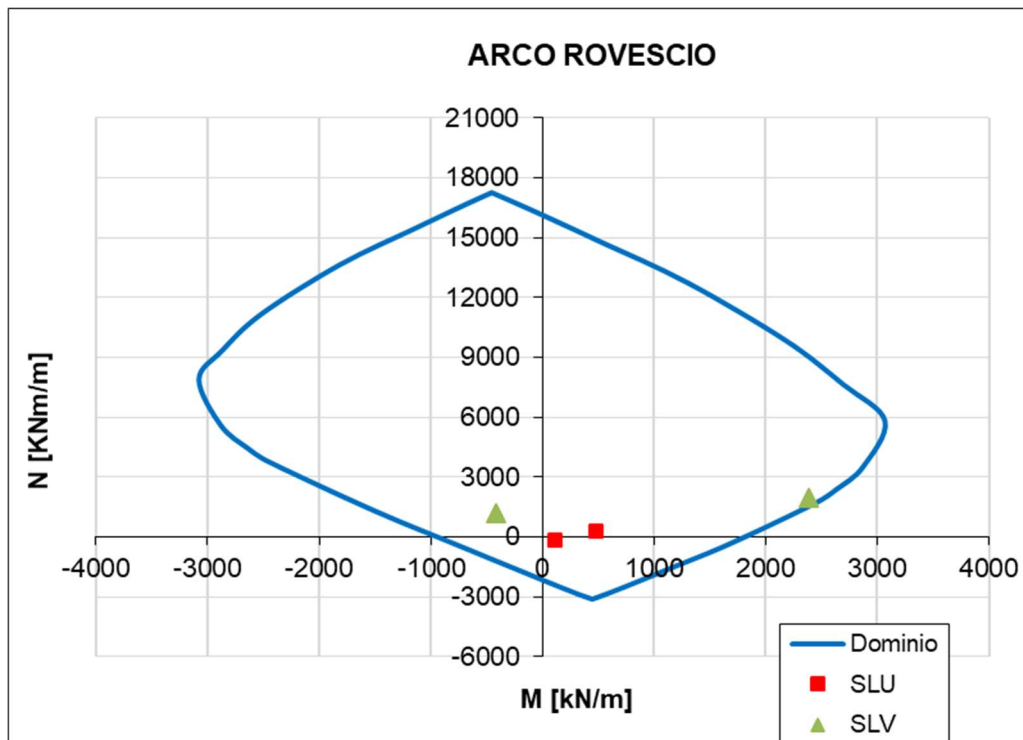


Figura 22 Dominio resistente M-N – Arco rovescio

APPALTATORE: Conorzio Soci HIRPINIA AV SALINI IMPREGILO S.P.A. ASTALDI S.P.A	ITINERARIO NAPOLI – BARI				
PROGETTAZIONE: Mandatara Mandanti ROCKSOIL S.P.A NET ENGINEERING S.P.A. ALPINA S.P.A.	RADDOPPIO TRATTA APICE – ORSARA I LOTTO FUNZIONALE APICE – HIRPINIA				
PROGETTO ESECUTIVO	COMMESSA IF28	LOTTO 01	CODIFICA V ZZ RH	DOCUMENTO GA0400 281	REV. C FOGLIO 35 di 53

SAP Output - SLU

	COMB.	Elemento	N _{ed} [kN/m]	M _{ed} [kNm/m]
N_{max}	SLU	1	-65	0
N_{min}	SLU	1	-65	0
M_{max}	SLU	6	-65	108
M_{min}	SLU	1	-65	-1

SAP Output - SLV

	COMB.	Elemento	N _{ed} [kN/m]	M _{ed} [kNm/m]
N_{max}	SLV	1	-1600	0
N_{min}	SLV	1	-1600	0
M_{max}	SLV	1	-1600	0
M_{min}	SLV	6	-1600	-418

Tabella 18 – Coppie di valori M-N sollecitanti – Muretta

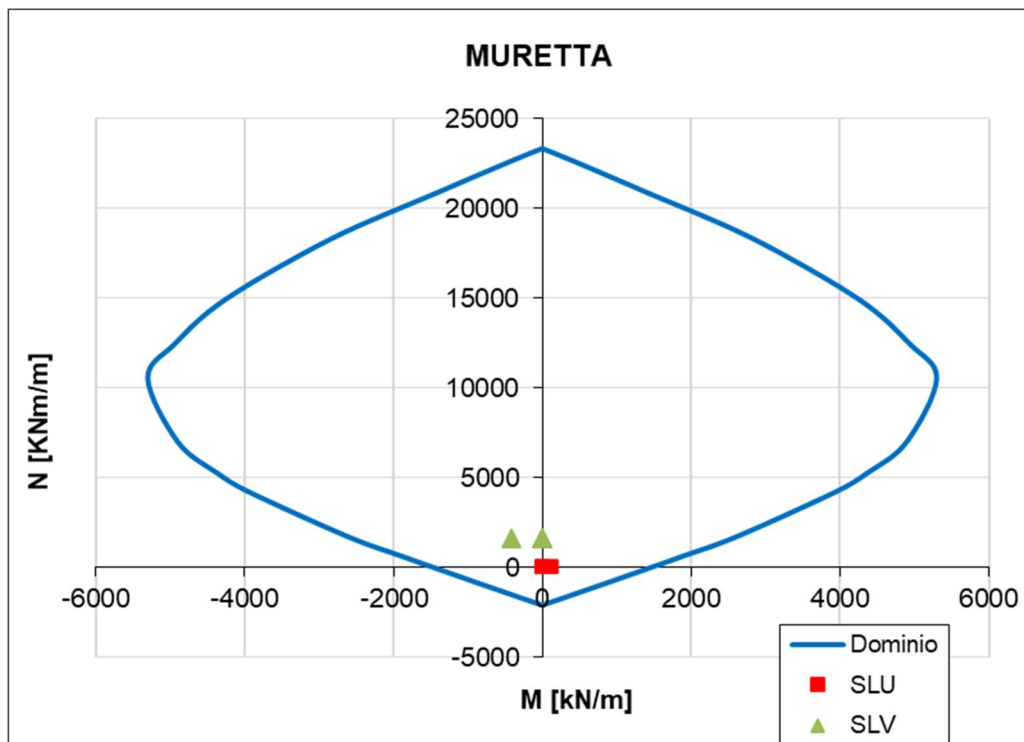


Figura 23 Dominio resistente M-N – Muretta

APPALTATORE: Consorzio Soci HIRPINIA AV SALINI IMPREGILO S.P.A. ASTALDI S.P.A.	ITINERARIO NAPOLI – BARI					
PROGETTAZIONE: Mandatario Mandanti ROCKSOIL S.P.A. NET ENGINEERING S.P.A. ALPINA S.P.A.	RADDOPPIO TRATTA APICE – ORSARA I LOTTO FUNZIONALE APICE – HIRPINIA					
PROGETTO ESECUTIVO	COMMESSA IF28	LOTTO 01	CODIFICA V ZZ RH	DOCUMENTO GA0400 281	REV. C	FOGLIO 36 di 53

9.2.2.3 Verifiche a taglio SLU

Di seguito vengono riportate le verifiche di resistenza a taglio per le principali sezioni di verifica, soggette al taglio massimo (considerando l'azione assiale corrispondente alla stessa combinazione di calcolo), come descritto al paragrafo precedente.

OUTPUT SAP - SLU

COMB.	element	N [kN/m]	M [kNm/m]	V [kN/m]	
SLU	27	-314	483	18	Vmax
SLU	7	147	108	-161	Vmin

OUTPUT SAP - SLV

COMB.	element	N [kN/m]	M [kNm/m]	V [kN/m]	
SLV	27	-1979	2384	14	Vmax
SLV	7	-1207	-418	-1147	Vmin

V MAX ASSOLUTO

V [kN/m]	N [kN/m]
1147	1207

Tabella 19 – Taglio massimo di verifica – Arco rovescio

Sollecitazioni		
V _{Ed}	1147	[kN]
N _{Ed} (+ = compressione)	1207	[kN]
Proprietà materiali strutturali		
Calcestruzzo		
f _{ck} (resistenza caratteristica cls)	25	[MPa]
f _{cd} (resistenza di progetto cls)	14.2	[MPa]
Acciaio		
f _{yk} (resistenza caratteristica acciaio)	450	[MPa]
f _{yd} (resistenza di progetto acciaio)	391.3	[MPa]
Geometria sezione di verifica		
b _w (larghezza minima sezione in zona tesa)	1000	[mm]
h (altezza sezione)	1000	[mm]
Armatura longitudinale		
n _s (numero di barre long. in zona tesa)	5	[-]
Φ _s (diametro barre long.)	26	[mm]
c (ricoprimento A _s)	54	[mm]
d (altezza utile sezione) = h - c - Φ _s /2	933	[mm]
A _s (area dell'armatura long. tesa)	2655	[mm ²]
ρ _l (percentuale geometrica di armatura long. tesa)	0.00285	[-]
σ _{cp} (tensione di compressione) = N _{Ed} /A _c	1.21	[MPa]

Verifica sezione non armata a taglio		
$\{0.18 \cdot k \cdot (100 \cdot \rho_l \cdot f_{ck})^{1/3} / \gamma_c + 0.15 \cdot \sigma_{cp}\} \cdot b_w \cdot d$	484	[kN]
$(v_{min} + 0.15 \cdot \sigma_{cp}) \cdot b_w \cdot d$	458	[kN]
V _{Rd,0}	484	[kN]
V _{Ed} /V _{Rd,0} ≤ 1	2.37	[-]
Armatura trasversale		
n _b (numero di bracci dell'armatura trasversale)	5.0	[-]
Φ _{sw} (diametro armatura trasversale)	12	[mm]
A _{sw} (area dell'armatura trasversale)	565	[mm ²]
s (passo armatura trasversale)	300	[mm]
α	90	[°]
θ	25.0	[-]
1 ≤ ctgθ ≤ 2.5	2.14	[-]
Verifica sezione armata a taglio		
V _{Rs,d} (resistenza a taglio - armatura tras.)	1328	[kN]
V _{Rc,d} (resistenza a taglio - sezione cls armata)	2472	[kN]
V _{Rd} = min (V _{Rs,d} ; V _{Rc,d})	1328	[kN]
V _{Ed} /V _{Rd} ≤ 1	0.86	[-]

Tabella 20 – Verifiche di Resistenza a Taglio – Arco rovescio

APPALTATORE: Consorzio Soci HIRPINIA AV SALINI IMPREGILO S.P.A. ASTALDI S.P.A.	ITINERARIO NAPOLI – BARI RADDOPPIO TRATTA APICE – ORSARA I LOTTO FUNZIONALE APICE – HIRPINIA					
PROGETTAZIONE: Mandataria Mandanti ROCKSOIL S.P.A. NET ENGINEERING S.P.A. ALPINA S.P.A.						
PROGETTO ESECUTIVO	COMMESSA IF28	LOTTO 01	CODIFICA V ZZ RH	DOCUMENTO GA0400 281	REV. C	FOGLIO 37 di 53

OUTPUT SAP - SLU

COMB.	element	N [kN/m]	M [kNm/m]	V [kN/m]	
SLU	1	-65	-1	45	Vmax
SLU	6	-65	60	-215	Vmin

OUTPUT SAP - SLV

COMB.	element	N [kN/m]	M [kNm/m]	V [kN/m]	
SLV	6	-1600	-418	490	Vmax
SLV	1	-1600	0	0	Vmin

V MAX ASSOLUTO

V [kN/m]	N [kN/m]
490	1600

Tabella 21 – Taglio massimo di verifica – Muretta

Sollecitazioni		
V _{ed}	490	[kN]
N _{ed} (+ = compressione)	1600	[kN]
Proprietà materiali strutturali		
Calcestruzzo		
f _{ck} (resistenza caratteristica cls)	25	[MPa]
f _{cd} (resistenza di progetto cls)	14.2	[MPa]
Acciaio		
f _{yk} (resistenza caratteristica acciaio)	450	[MPa]
f _{yd} (resistenza di progetto acciaio)	391.3	[MPa]
Geometria sezione di verifica		
b _w (larghezza minima sezione in zona tesa)	1000	[mm]
h (altezza sezione)	1500	[mm]
Armatura longitudinale		
n _s (numero di barre long. in zona tesa)	5	[-]
Φ _s (diametro barre long.)	30	[mm]
c (ricoprimento A _s)	54	[mm]
d (altezza utile sezione) = h-c-Φ _s /2	1431	[mm]
A _s (area dell'armatura long. tesa)	3534	[mm ²]
ρ _i (percentuale geometrica di armatura long. tesa)	0.00247	[-]
σ _{cp} (tensione di compressione) = N _{ed} /A _c	1.07	[MPa]
Verifica sezione non armata a taglio		
$\{0.18 \cdot k \cdot (100 \cdot \rho_i \cdot f_{ck})^{1/3} / \gamma_c + 0.15 \cdot \sigma_{cp}\} \cdot b_w \cdot d$	662	[kN]
(v _{min} + 0.15 · σ _{cp}) · b _w · d	632	[kN]
V _{Rd,0}	662	[kN]
V _{ed} /V _{Rd,0} ≤ 1	0.74	[-]

Tabella 22 – Verifiche di Resistenza a Taglio – Muretta

APPALTATORE: Consorzio Soci HIRPINIA AV SALINI IMPREGILO S.P.A. ASTALDI S.P.A	ITINERARIO NAPOLI – BARI RADDOPPIO TRATTA APICE – ORSARA I LOTTO FUNZIONALE APICE – HIRPINIA					
PROGETTAZIONE: Mandataria Mandanti ROCKSOIL S.P.A NET ENGINEERING S.P.A. ALPINA S.P.A.						
PROGETTO ESECUTIVO	COMMESSA IF28	LOTTO 01	CODIFICA V ZZ RH	DOCUMENTO GA0400 281	REV. C	FOGLIO 38 di 53

9.3 SELLA TIPO 2

Nel seguito si riportano le caratteristiche del modello di calcolo, i risultati dell'analisi numerica e le verifiche strutturali.

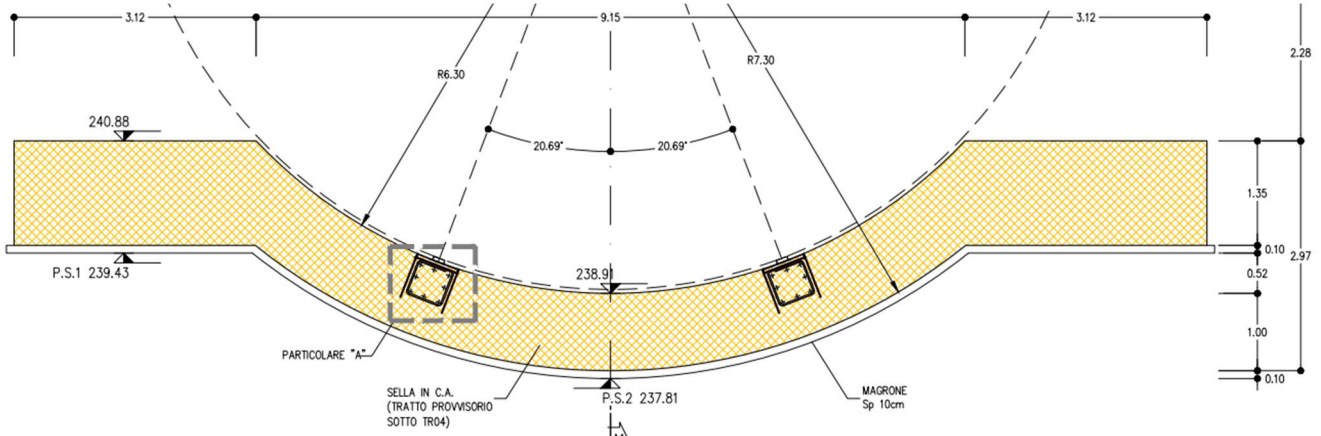


Figura 44 – Sezione di calcolo

9.3.1 Modello di Calcolo – Inquadramento generale, caratteristiche geometriche e carichi applicati

Per la verifica strutturale è stato implementato un modello agli elementi finiti mediante il programma SAP2000. Si è considerata una sezione di galleria di lunghezza unitaria, definendo per la struttura un modello costituito da conci monodimensionali (elementi beam).

Gli elementi di arco rovescio hanno altezza pari a 1m, mentre quelli di muretta hanno altezza pari a 1.35m.

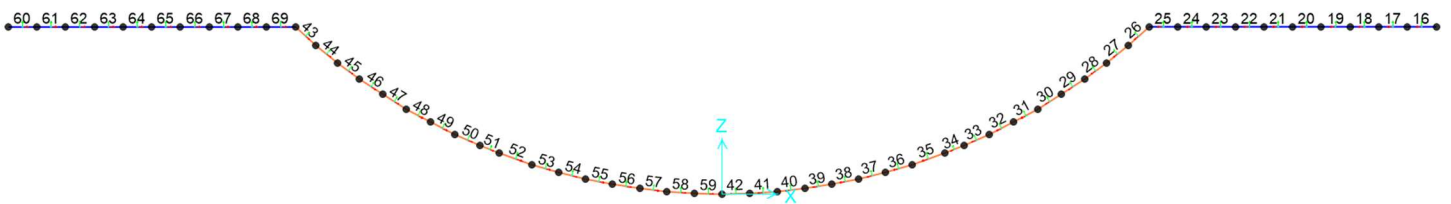


Figura 24 – Schema di calcolo SAP2000 – Numerazione elementi beam

APPALTATORE: Consorzio Soci HIRPINIA AV SALINI IMPREGILO S.P.A. ASTALDI S.P.A		ITINERARIO NAPOLI – BARI RADDOPPIO TRATTA APICE – ORSARA I LOTTO FUNZIONALE APICE – HIRPINIA					
PROGETTAZIONE: Mandataria Mandanti ROCKSOIL S.P.A NET ENGINEERING S.P.A. ALPINA S.P.A.							
PROGETTO ESECUTIVO		COMMESSA IF28	LOTTO 01	CODIFICA V ZZ RH	DOCUMENTO GA0400 281	REV. C	FOGLIO 39 di 53

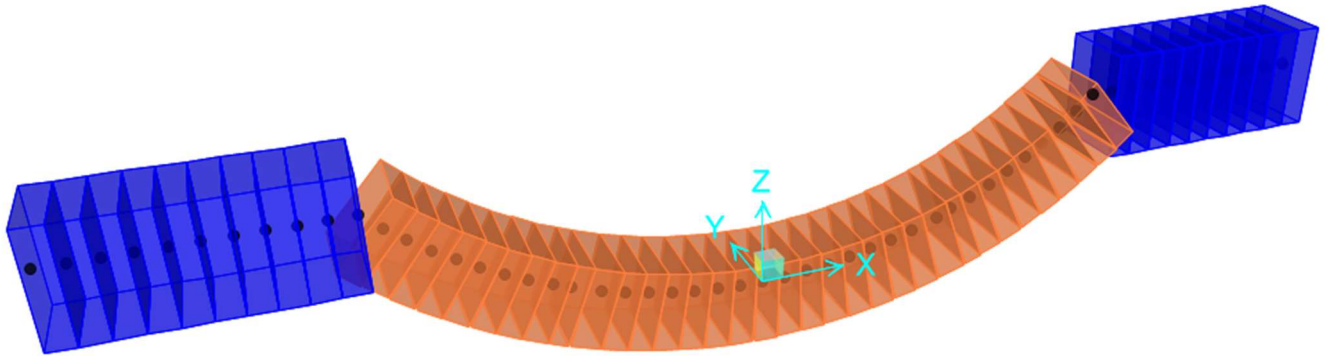


Figura 25 – Schema tridimensionale del modello

La sella permette la traslazione della TBM ed il successivo smontaggio.

La testa fresante e lo scudo completamente assemblato pesano meno di 1650 ton. Il peso della testa della TBM, lunga 12.5m viene trasmesso alla sella per mezzo di 2 binari. Considerando un angolo di diffusione a 45° nel calcestruzzo, in asse sella spessa 1m risultano applicati 2 carichi verticali pari a 625kN/m ciascuno (16500kN / 13.5m / 2). Senza tener conto che il passaggio della TBM rappresenta una condizione di carico eccezionale per la sella, il peso della TBM è amplificato allo SLU per 1.3, assimilandolo ad un carico permanente portato non strutturale, in quanto risultano ora completamente definite tutte le componenti della macchina, la loro geometria e i relativi pesi.

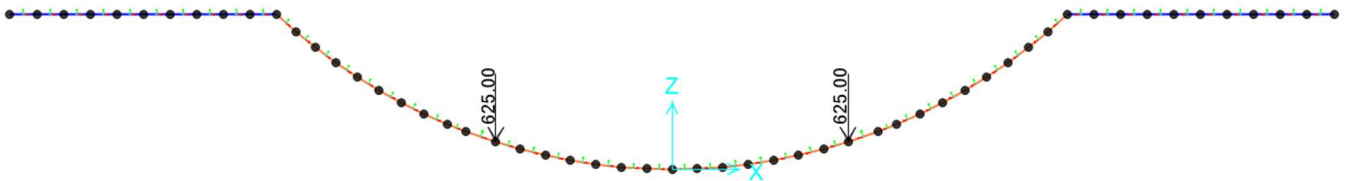


Figura 26 – Carico dovuto alla traslazione della TBM

L'interazione tra il terreno e la struttura è simulata attraverso un vincolo elasto-plastico (Line Springs) assegnato ai vari elementi "frame" lungo il loro sviluppo. Il vincolo applicato è di tipo non lineare in quanto rappresenta la capacità del terreno di dare una reazione solo se soggetto a compressione.

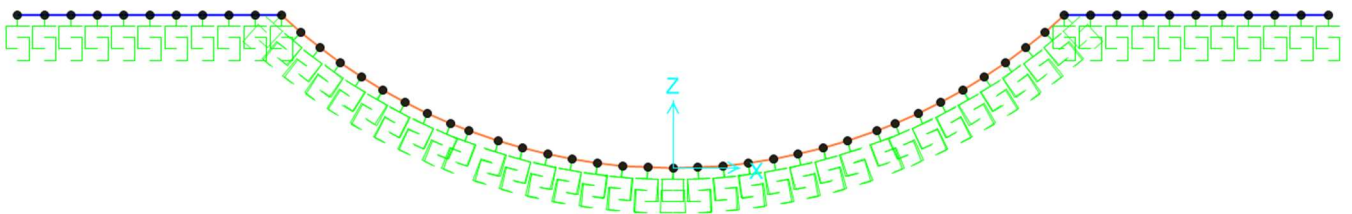


Figura 27 – Schema con le molle di calcolo

I parametri di input scelti per questo modello di calcolo sono i seguenti (si è considerato un modulo di ricarico del terreno, pari a 3 volte quello vergine):

APPALTATORE: Consorzio Soci HIRPINIA AV SALINI IMPREGILO S.P.A. ASTALDI S.P.A	ITINERARIO NAPOLI – BARI RADDOPPIO TRATTA APICE – ORSARA I LOTTO FUNZIONALE APICE – HIRPINIA					
PROGETTAZIONE: Mandataria Mandanti ROCKSOIL S.P.A NET ENGINEERING S.P.A. ALPINA S.P.A.						
PROGETTO ESECUTIVO	COMMESSA IF28	LOTTO 01	CODIFICA V ZZ RH	DOCUMENTO GA0400 281	REV. C	FOGLIO 40 di 53

Parametri di calcolo					
Tipo Terreno	γ	c'	ϕ'	E'	ν
[-]	[kN/m3]	[kN/m2]	[°]	[MPa]	[-]
Terreno alla base				210	0.3
Rigidezza molle per elementi curvi (Formula di Galerkin)					
$K_n = \frac{E}{(1 + \nu) \times R}$	Elemento	R	K		
	[-]	[m]	[kN/m3]		
	AR	7.3	22129		
Rigidezza molle per elementi Lineari (Formula Di Boussinesq)					
$k_n = \frac{E}{B \cdot (1 - \nu^2)}$	Elemento	B	K		
	[-]	[m]	[kN/m3]		
	Base piedritto	3.12	73964		

Tabella 23 – Calcolo della rigidezza delle molle per la simulazione dell'interazione terreno-struttura

APPALTATORE: Conorzio Soci HIRPINIA AV SALINI IMPREGIO S.P.A. ASTALDI S.P.A.	ITINERARIO NAPOLI – BARI					
PROGETTAZIONE: Mandatara Mandanti ROCKSOIL S.P.A. NET ENGINEERING S.P.A. ALPINA S.P.A.	RADDOPPIO TRATTA APICE – ORSARA I LOTTO FUNZIONALE APICE – HIRPINIA					
PROGETTO ESECUTIVO	COMMESSA IF28	LOTTO 01	CODIFICA V ZZ RH	DOCUMENTO GA0400 281	REV. C	FOGLIO 41 di 53

9.3.2 Risultati dell'analisi agli elementi finiti

Nel presente paragrafo sono riportati i risultati ottenuti dall'analisi numerica condotta, in termini di sollecitazioni allo SLU, a cui corrisponde un cedimento massimo in mezzzeria all'arco rovescio pari a 8.7mm.



Figura 28 – Involuppo dell'Azione Assiale N – SLU [kN/m]

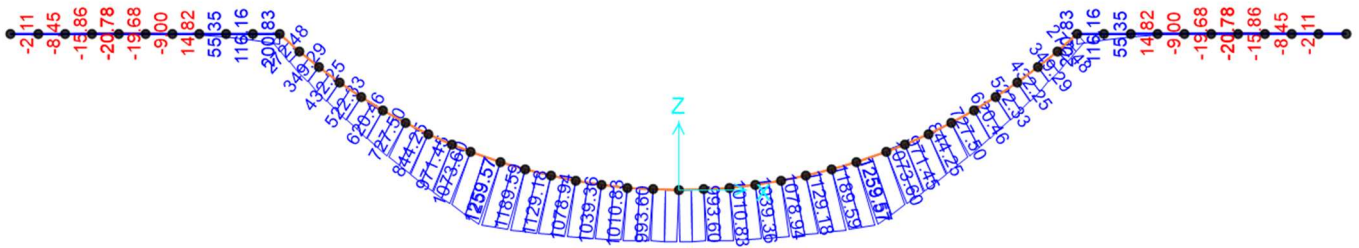


Figura 29 – Involuppo del Momento Flettente M – SLU [kNm/m]

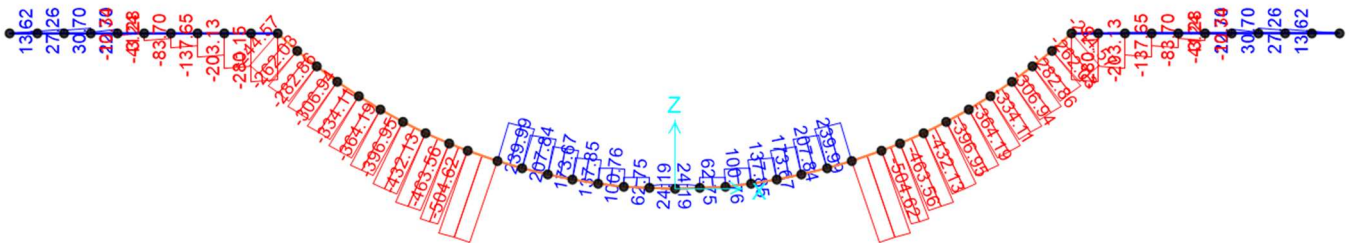


Figura 30 – Involuppo del Taglio V – SLU [kN/m]

APPALTATORE: Consorzio Soci HIRPINIA AV SALINI IMPREGILO S.P.A. ASTALDI S.P.A	ITINERARIO NAPOLI – BARI RADDOPPIO TRATTA APICE – ORSARA I LOTTO FUNZIONALE APICE – HIRPINIA					
PROGETTAZIONE: Mandataria Mandanti ROCKSOIL S.P.A NET ENGINEERING S.P.A. ALPINA S.P.A.						
PROGETTO ESECUTIVO	COMMESSA IF28	LOTTO 01	CODIFICA V ZZ RH	DOCUMENTO GA0400 281	REV. C	FOGLIO 42 di 53

9.3.3 Verifiche Strutturali

Le verifiche sono state svolte considerando le seguenti caratteristiche geometriche e armature:

ZONA	Spessore [m]	Armatura principale (intradosso)	Armatura principale (estradosso)	Ripartitori (intradosso)	Ripartitori (estradosso)	Spilli
Arco rovescio	1.00	5 Ø 26	10 Ø 26	Ø 14 / 30	Ø 14 / 30	Ø 12 / 30x40
Muretta	1.35	5 Ø 30	5 Ø 30	Ø 14 / 30	Ø 14 / 30	Ø 12 / 30x40

Tabella 24 – Geometria ed armatura delle sezioni di verifica

La sella ha un'incidenza di 100kg/m³, stimata a partire dall'incidenza dei ferri principali e incrementata del 50% per tener conto dei ripartitori e degli spilli.

Nel presente paragrafo si riportano i risultati ottenuti dall'analisi numerica condotta, in termini di SLU.

Verifiche a pressoflessione:

Sono state eseguite le verifiche statiche in corrispondenza degli elementi maggiormente sollecitati per ogni porzione principale della struttura e, per ogni zona, le verifiche sono state svolte considerando i seguenti casi:

- N max, con M corrispondente per la relativa combinazione di calcolo;
- N min, con M corrispondente per la relativa combinazione di calcolo;
- M max, con N corrispondente per la relativa combinazione di calcolo;
- M min, con N corrispondente per la relativa combinazione di calcolo.

Verifiche a Taglio:

Sono state eseguite le verifiche statiche in corrispondenza degli elementi maggiormente sollecitati per ogni porzione principale della struttura e, per ciascuna zona, le verifiche sono state svolte considerando il V massimo assoluto, con N corrispondente per la relativa combinazione di calcolo, tra i seguenti valori di taglio:

- V max SLU
- V min SLU
- V max SLV
- V min SLV

APPALTATORE: Conorzio Soci HIRPINIA AV SALINI IMPREGILO S.P.A. ASTALDI S.P.A	ITINERARIO NAPOLI – BARI				
PROGETTAZIONE: Mandatara Mandanti ROCKSOIL S.P.A NET ENGINEERING S.P.A. ALPINA S.P.A.	RADDOPPIO TRATTA APICE – ORSARA I LOTTO FUNZIONALE APICE – HIRPINIA				
PROGETTO ESECUTIVO	COMMESSA IF28	LOTTO 01	CODIFICA V ZZ RH	DOCUMENTO GA0400 281	REV. C FOGLIO 43 di 53

9.3.3.1 Verifiche a pressoflessione SLU

Di seguito vengono riportati i domini di resistenza M-N per le principali sezioni di verifica, soggette alle coppie di sollecitazioni dimensionanti, come descritto al paragrafo precedente.

SAP Output - SLU

	COMB.	Elemento	N _{ed} [kN/m]	M _{ed} [kNm/m]
N_{max}	SLU-TBM	26	210	201
N_{min}	SLU-TBM	36	-231	1190
M_{max}	SLU-TBM	35	25	1260
M_{min}	SLU-TBM	26	210	201

Tabella 25 – Coppie di valori M-N sollecitanti – Arco rovescio

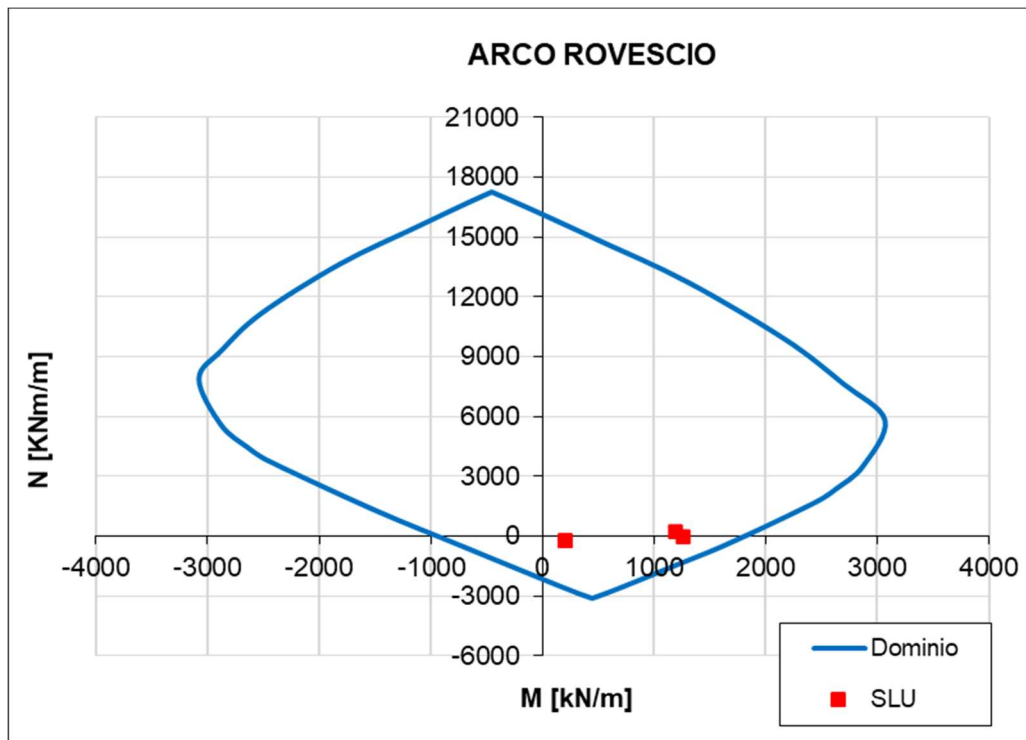


Figura 31 Dominio resistente M-N – Arco rovescio

APPALTATORE: Consorzio Soci HIRPINIA AV SALINI IMPREGILO S.P.A. ASTALDI S.P.A	ITINERARIO NAPOLI – BARI RADDOPPIO TRATTA APICE – ORSARA I LOTTO FUNZIONALE APICE – HIRPINIA					
PROGETTAZIONE: Mandataria Mandanti ROCKSOIL S.P.A NET ENGINEERING S.P.A. ALPINA S.P.A.	COMMESSA IF28	LOTTO 01	CODIFICA V ZZ RH	DOCUMENTO GA0400 281	REV. C	FOGLIO 44 di 53
PROGETTO ESECUTIVO						

SAP Output - SLU

	COMB.	Elemento	N _{ed} [kN/m]	M _{ed} [kNm/m]
N_{max}	SLU-TBM	25	0	116
N_{min}	SLU-TBM	16	0	0
M_{max}	SLU-TBM	25	0	201
M_{min}	SLU-TBM	19	0	-21

Tabella 26 – Coppie di valori M-N sollecitanti – Muretta

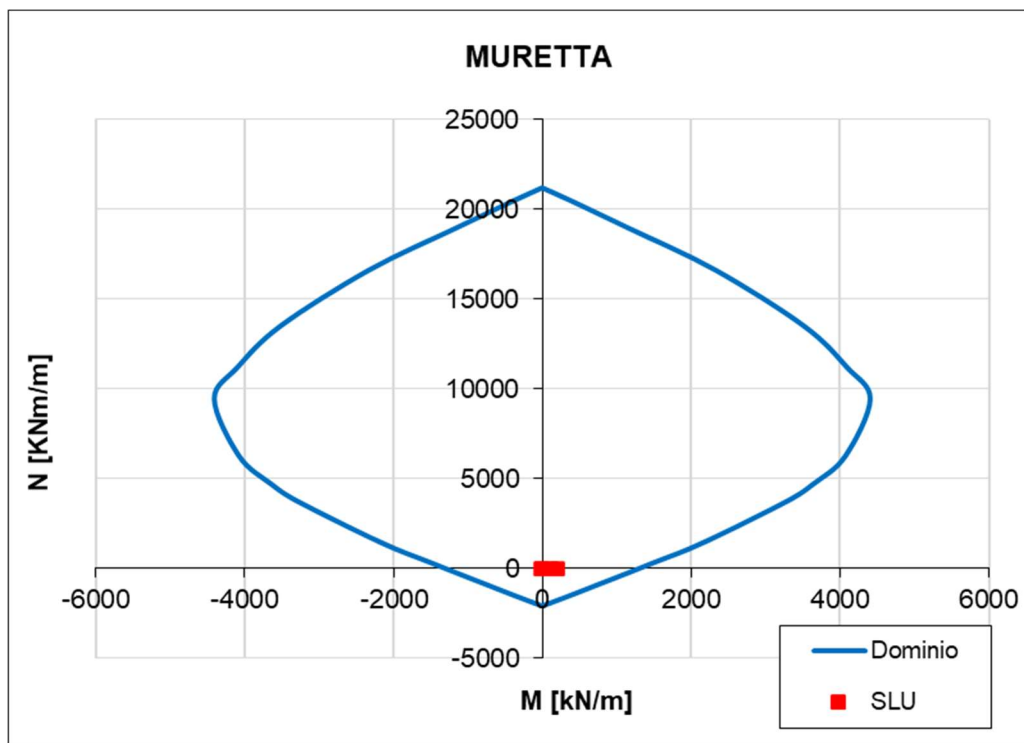


Figura 32 Dominio resistente M-N – Muretta

APPALTATORE: Consorzio Soci HIRPINIA AV SALINI IMPREGILO S.P.A. ASTALDI S.P.A.	ITINERARIO NAPOLI – BARI					
PROGETTAZIONE: Mandatario Mandanti ROCKSOIL S.P.A. NET ENGINEERING S.P.A. ALPINA S.P.A.	RADDOPPIO TRATTA APICE – ORSARA I LOTTO FUNZIONALE APICE – HIRPINIA					
PROGETTO ESECUTIVO	COMMESSA IF28	LOTTO 01	CODIFICA V ZZ RH	DOCUMENTO GA0400 281	REV. C	FOGLIO 45 di 53

9.3.3.2 Verifiche a taglio SLU

Di seguito vengono riportate le verifiche di resistenza a taglio per le principali sezioni di verifica, soggette al taglio massimo (considerando l'azione assiale corrispondente alla stessa combinazione di calcolo), come descritto al paragrafo precedente.

OUTPUT SAP - SLU

COMB.	element	N [kN/m]	M [kNm/m]	V [kN/m]	
SLU-TBM	36	-231	1190	240	Vmax
SLU-TBM	35	29	1074	-505	Vmin

V MAX ASSOLUTO

V [kN/m]	N [kN/m]
505	29

Tabella 27 – Taglio massimo di verifica – Arco rovescio

Sollecitazioni		
V_{ed}	505	[kN]
N_{ed} (+ = compressione)	-29	[kN]
Proprietà materiali strutturali		
Calcestruzzo		
f_{ck} (resistenza caratteristica cls)	25	[MPa]
f_{cd} (resistenza di progetto cls)	14.2	[MPa]
Acciaio		
f_{yk} (resistenza caratteristica acciaio)	450	[MPa]
f_{yd} (resistenza di progetto acciaio)	391.3	[MPa]
Geometria sezione di verifica		
b_w (larghezza minima sezione in zona tesa)	1000	[mm]
h (altezza sezione)	1000	[mm]
Armatura longitudinale		
n_s (numero di barre long. in zona tesa)	5	[-]
Φ_s (diametro barre long.)	26	[mm]
c (ricoprimento A_s)	54	[mm]
d (altezza utile sezione) = $h - c - \Phi_s / 2$	933	[mm]
A_s (area dell'armatura long. tesa)	2655	[mm ²]
ρ_l (percentuale geometrica di armatura long. tesa)	0.00285	[-]
σ_{cp} (tensione di compressione) = N_{ed} / A_c	-0.03	[MPa]

Verifica sezione non armata a taglio		
$\{0.18 * k * (100 * \rho_l * f_{ck})^{1/3} / \gamma_c + 0.15 * \sigma_{cp}\} * b_w * d$	311	[kN]
$(V_{min} + 0.15 * \sigma_{cp}) * b_w * d$	285	[kN]
$V_{Rd,0}$	311	[kN]
$V_{ed} / V_{Rd,0} \leq 1$	1.62	[-]
Armatura trasversale		
n_b (numero di bracci dell'armatura trasversale)	2.5	[-]
Φ_{sw} (diametro armatura trasversale)	12	[mm]
A_{sw} (area dell'armatura trasversale)	283	[mm ²]
s (passo armatura trasversale)	300	[mm]
α	90	[°]
θ	30.0	
$1 \leq \cot \theta \leq 2.5$	1.73	[-]
Verifica sezione armata a taglio		
$V_{Rd,s}$ (resistenza a taglio - armatura tras.)	536	[kN]
$V_{Rd,c}$ (resistenza a taglio - sezione cls armata)	2570	[kN]
$V_{Rd} = \min(V_{Rd,s}; V_{Rd,c})$	536	[kN]
$V_{ed} / V_{Rd} \leq 1$	0.94	[-]

Tabella 28 – Verifiche di Resistenza a Taglio – Arco rovescio

APPALTATORE: Consorzio Soci HIRPINIA AV SALINI IMPREGILO S.P.A. ASTALDI S.P.A.	ITINERARIO NAPOLI – BARI					
PROGETTAZIONE: Mandatara Mandanti ROCKSOIL S.P.A. NET ENGINEERING S.P.A. ALPINA S.P.A.	RADDOPPIO TRATTA APICE – ORSARA I LOTTO FUNZIONALE APICE – HIRPINIA					
PROGETTO ESECUTIVO	COMMESSA IF28	LOTTO 01	CODIFICA V ZZ RH	DOCUMENTO GA0400 281	REV. C	FOGLIO 46 di 53

OUTPUT SAP - SLU

COMB.	element	N [kN/m]	M [kNm/m]	V [kN/m]	
SLU-TBM	18	0	-16	31	Vmax
SLU-TBM	25	0	116	-280	Vmin

V MAX ASSOLUTO

V [kN/m]	N [kN/m]
280	0

Tabella 29 – Taglio massimo di verifica – Muretta

Sollecitazioni			
V _{ed}	280	[kN]	
N _{ed} (+ = compressione)	0	[kN]	
Proprietà materiali strutturali			
Calcestruzzo			
f _{ck} (resistenza caratteristica cls)	25	[MPa]	
f _{cd} (resistenza di progetto cls)	14.2	[MPa]	
Acciaio			
f _{yk} (resistenza caratteristica acciaio)	450	[MPa]	
f _{yd} (resistenza di progetto acciaio)	391.3	[MPa]	
Geometria sezione di verifica			
b _w (larghezza minima sezione in zona tesa)	1000	[mm]	
h (altezza sezione)	1350	[mm]	
Armatura longitudinale			
n _s (numero di barre long. in zona tesa)	5	[-]	
Φ _s (diametro barre long.)	30	[mm]	
c (ricoprimento A _s)	54	[mm]	
d (altezza utile sezione) = h - c - Φ _s /2	1281	[mm]	
A _s (area dell'armatura long. tesa)	3534	[mm ²]	
ρ _l (percentuale geometrica di armatura long. tesa)	0.00276	[-]	
σ _{cp} (tensione di compressione) = N _{ed} /A _c	0.00	[MPa]	

Verifica sezione non armata a taglio		
$\{0.18 \cdot k \cdot (100 \cdot \rho_l \cdot f_{ck})^{1/3} / \gamma_c + 0.15 \cdot \sigma_{cp}\} \cdot b_w \cdot d$	408	[kN]
$(V_{min} + 0.15 \cdot \sigma_{cp}) \cdot b_w \cdot d$	369	[kN]
V _{Rd,0}	408	[kN]
$V_{ed} / V_{Rd,0} \leq 1$	0.69	[-]

Tabella 30 – Verifiche di Resistenza a Taglio – Muretta

APPALTATORE: Conorzio Soci HIRPINIA AV SALINI IMPREGIO S.P.A. ASTALDI S.P.A.	ITINERARIO NAPOLI – BARI				
PROGETTAZIONE: Mandatara Mandanti ROCKSOIL S.P.A. NET ENGINEERING S.P.A. ALPINA S.P.A.	RADDOPPIO TRATTA APICE – ORSARA I LOTTO FUNZIONALE APICE – HIRPINIA				
PROGETTO ESECUTIVO	COMMESSA IF28	LOTTO 01	CODIFICA V ZZ RH	DOCUMENTO GA0400 281	REV. C FOGLIO 47 di 53

9.4 SELLA TIPO 8

Nel seguito si riportano le caratteristiche del modello di calcolo, i risultati dell'analisi numerica e le verifiche strutturali. Nella parte terminale della sella, dove verrà separato lo scudo di testa e intermedio, è previsto un dente centrale con i binari ravvicinati, ai cui lato sono previste 2 tasche a tutta altezza per permettere lo smontaggio. Esternamente sono previsti degli ulteriori binari su cordoli per assicurare l'equilibrio allo scudo in caso d'imprevisto.

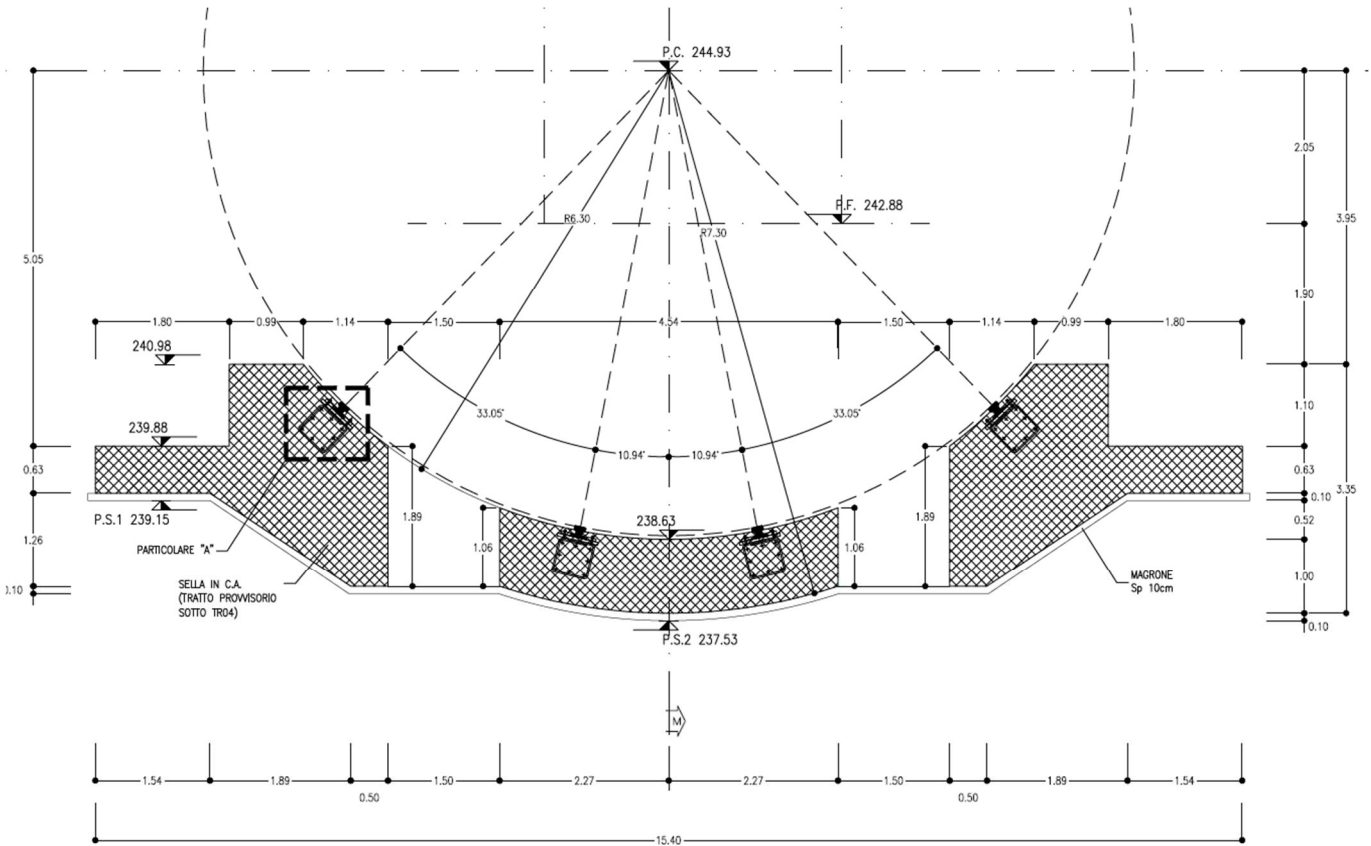


Figura 44 – Sezione di calcolo

9.4.1 Modello di Calcolo – Inquadramento generale, caratteristiche geometriche e carichi applicati

Per la verifica strutturale è stato implementato un modello agli elementi finiti mediante il programma SAP2000. Si è considerata una sezione di galleria di lunghezza unitaria, definendo per la struttura un modello costituito da conci monodimensionali (elementi beam). Gli elementi di arco rovescio hanno altezza pari a 1m.

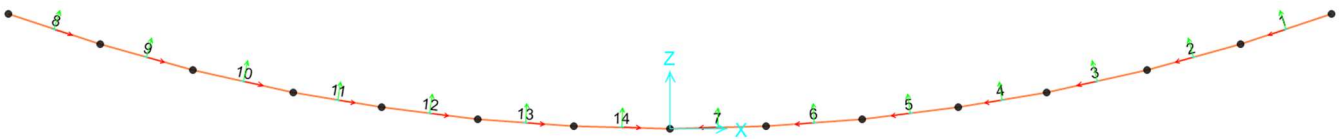


Figura 33 – Schema di calcolo SAP2000 – Numerazione elementi beam

APPALTATORE: Consorzio Soci HIRPINIA AV SALINI IMPREGILO S.P.A. ASTALDI S.P.A	ITINERARIO NAPOLI – BARI RADDOPPIO TRATTA APICE – ORSARA I LOTTO FUNZIONALE APICE – HIRPINIA					
PROGETTAZIONE: Mandataria Mandanti ROCKSOIL S.P.A NET ENGINEERING S.P.A. ALPINA S.P.A.	COMMESSA IF28	LOTTO 01	CODIFICA V ZZ RH	DOCUMENTO GA0400 281	REV. C	FOGLIO 48 di 53
PROGETTO ESECUTIVO						

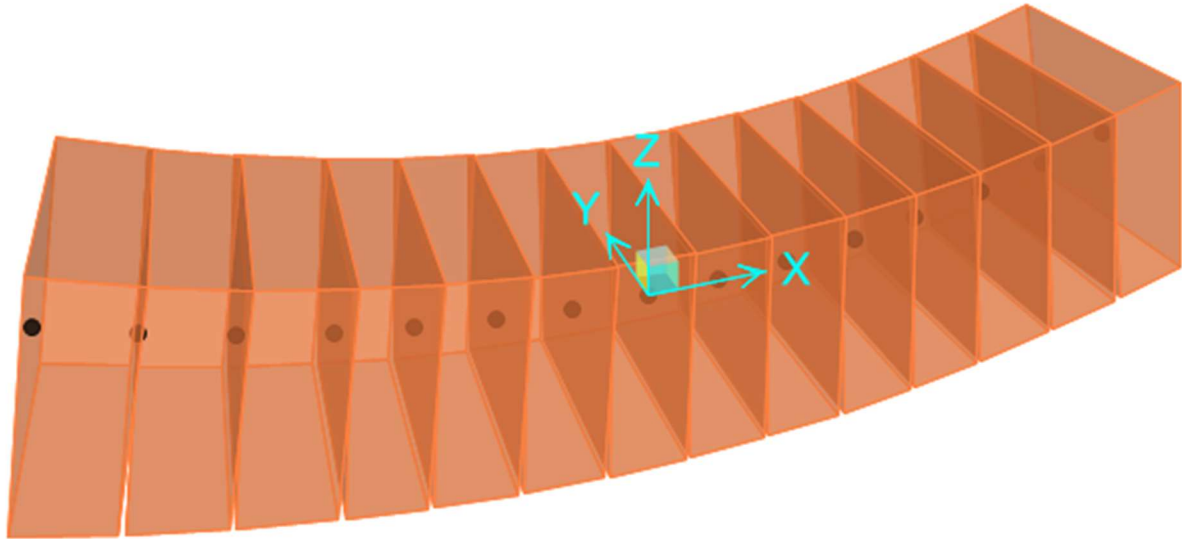


Figura 34 – Schema tridimensionale del modello

Nel modello di calcolo si considera solo il dente centrale in calcestruzzo su cui graveranno meno di 10000kN, dato che parte della TBM viene smontata nella parte antecedente. Dato che il dente è lungo 7m, su ciascun binario vi è un carico di 700kN/m.

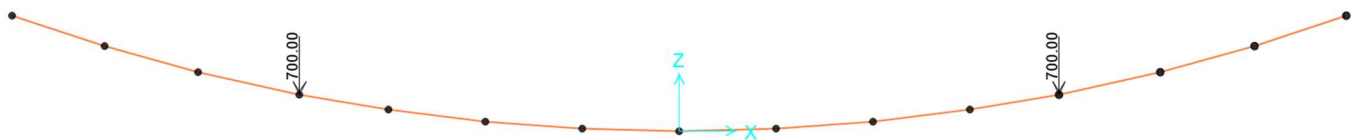


Figura 35 – Carico dovuto alla traslazione della TBM

L'interazione tra il terreno e la struttura è simulata attraverso un vincolo elasto-plastico (Line Springs) assegnato ai vari elementi "frame" lungo il loro sviluppo. Il vincolo applicato è di tipo non lineare in quanto rappresenta la capacità del terreno di dare una reazione solo se soggetto a compressione.

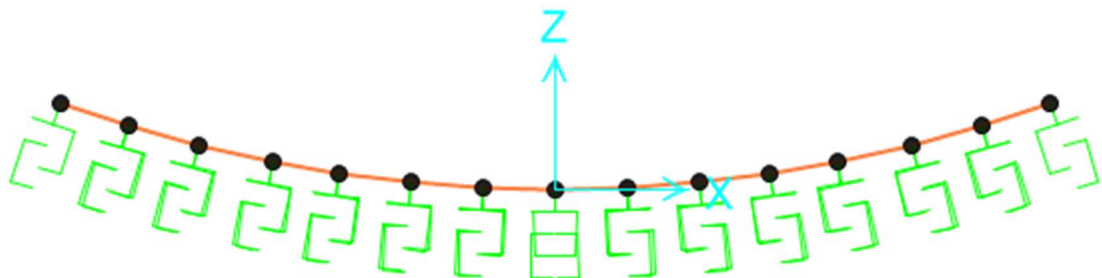


Figura 36 – Schema con le molle di calcolo

I parametri di input scelti per questo modello di calcolo sono i seguenti (per enfatizzare le sollecitazioni sulla struttura si è considerato un modulo di ricarico del terreno pari a 3 volte quello vergine più basso rispetto alle sezioni di calcolo precedenti, dato che in questa parte di struttura verrà scavato meno terreno):

APPALTATORE: Consorzio Soci HIRPINIA AV SALINI IMPREGIO S.P.A. ASTALDI S.P.A	ITINERARIO NAPOLI – BARI RADDOPPIO TRATTA APICE – ORSARA I LOTTO FUNZIONALE APICE – HIRPINIA					
PROGETTAZIONE: Mandataria Mandanti ROCKSOIL S.P.A NET ENGINEERING S.P.A. ALPINA S.P.A.						
PROGETTO ESECUTIVO	COMMESSA IF28	LOTTO 01	CODIFICA V ZZ RH	DOCUMENTO GA0400 281	REV. C	FOGLIO 49 di 53

Parametri di calcolo					
Tipo Terreno	γ	c'	ϕ'	E'	ν
[-]	[kN/m3]	[kN/m2]	[°]	[MPa]	[-]
Terreno alla base				90	0.3
Rigidezza molle per elementi curvi (Formula di Galerkin)					
$K_n = \frac{E}{(1 + \nu) \times R}$	Elemento	R	K		
	[-]	[m]	[kN/m3]		
	AR	7.3	9484		

Tabella 31 – Calcolo della rigidezza delle molle per la simulazione dell'interazione terreno-struttura

APPALTATORE: Conorzio Soci HIRPINIA AV SALINI IMPREGIO S.P.A. ASTALDI S.P.A		ITINERARIO NAPOLI – BARI RADDOPPIO TRATTA APICE – ORSARA I LOTTO FUNZIONALE APICE – HIRPINIA				
PROGETTAZIONE: Mandatara Mandanti ROCKSOIL S.P.A NET ENGINEERING S.P.A. ALPINA S.P.A.						
PROGETTO ESECUTIVO						
COMMESSA IF28	LOTTO 01	CODIFICA V ZZ RH	DOCUMENTO GA0400 281	REV. C	FOGLIO 50 di 53	

9.4.2 Risultati dell'analisi agli elementi finiti

Nel presente paragrafo sono riportati i risultati ottenuti dall'analisi numerica condotta, in termini di sollecitazioni allo SLU, a cui corrisponde un cedimento massimo in mezzzeria all'arco rovescio pari a 4.6cm (superiore ai risultati ottenuti per le sezioni precedenti a causa del modulo elastico del terreno significativamente più basso, oltre che del minor sviluppo in sezione trasversale, che limita la diffusione del carico. Si sottolinea che non si considerano i binari sui cordoli laterali, che entrano in carico per cedimenti ridotti, andando a ripartire quindi il carico su 4 appoggi invece che su 2).

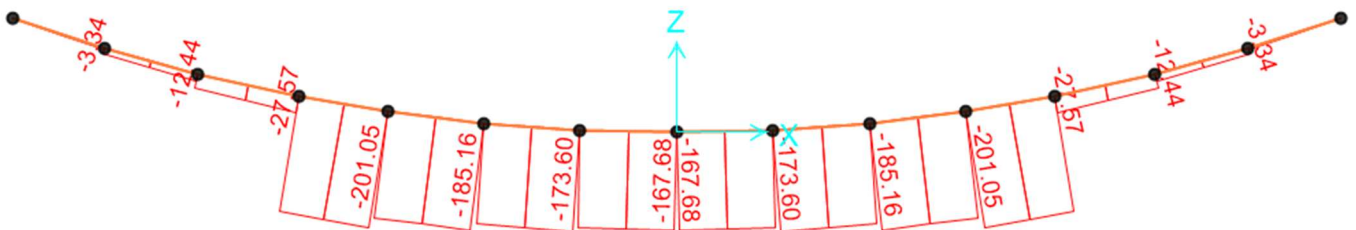


Figura 37 – Involuppo dell'azione Assiale N – SLU [kN/m]

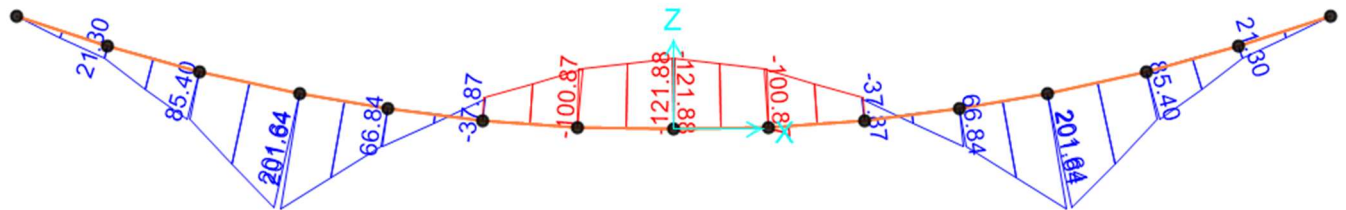


Figura 38 – Involuppo del Momento Flettente M – SLU [kNm/m]

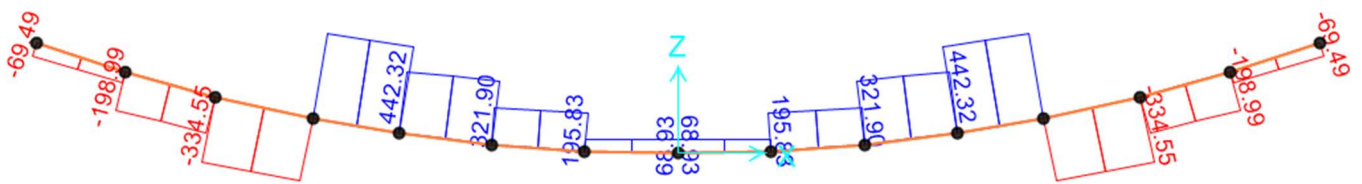


Figura 39 – Involuppo del Taglio V – SLU [kN/m]

APPALTATORE: Consorzio Soci HIRPINIA AV SALINI IMPREGILO S.P.A. ASTALDI S.P.A	ITINERARIO NAPOLI – BARI RADDOPPIO TRATTA APICE – ORSARA I LOTTO FUNZIONALE APICE – HIRPINIA					
PROGETTAZIONE: Mandataria Mandanti ROCKSOIL S.P.A NET ENGINEERING S.P.A. ALPINA S.P.A.						
PROGETTO ESECUTIVO	COMMESSA IF28	LOTTO 01	CODIFICA V ZZ RH	DOCUMENTO GA0400 281	REV. C	FOGLIO 51 di 53

9.4.3 Verifiche Strutturali

Le verifiche sono state svolte considerando le seguenti caratteristiche geometriche e armature: la struttura ha spessore pari a 1m ma cautelativamente si considerano 90cm.

ZONA	Spessore [m]	Armatura principale (intradosso)	Armatura principale (estradosso)	Ripartitori (intradosso)	Ripartitori (estradosso)	Spilli
Arco rovescio	0.90	5 Ø 26	5 Ø 26	Ø 14 / 30	Ø 14 / 30	Ø 12 / 30x40

Tabella 32 – Geometria ed armatura delle sezioni di verifica

La sella ha un'incidenza di 100kg/m³, stimata a partire dall'incidenza dei ferri principali e incrementata del 50% per tener conto dei ripartitori e degli spilli, oltre che delle pieghe dei ferri per seguire le tasche di smontaggio TBM.

Nel presente paragrafo si riportano i risultati ottenuti dall'analisi numerica condotta, in termini di SLU.

Verifiche a pressoflessione:

Sono state eseguite le verifiche statiche in corrispondenza degli elementi maggiormente sollecitati per ogni porzione principale della struttura e, per ogni zona, le verifiche sono state svolte considerando i seguenti casi:

- N max, con M corrispondente per la relativa combinazione di calcolo;
- N min, con M corrispondente per la relativa combinazione di calcolo;
- M max, con N corrispondente per la relativa combinazione di calcolo;
- M min, con N corrispondente per la relativa combinazione di calcolo.

Verifiche a Taglio:

Sono state eseguite le verifiche statiche in corrispondenza degli elementi maggiormente sollecitati per ogni porzione principale della struttura e, per ciascuna zona, le verifiche sono state svolte considerando il V massimo assoluto, con N corrispondente per la relativa combinazione di calcolo, tra i seguenti valori di taglio:

- V max SLU
- V min SLU
- V max SLV
- V min SLV

APPALTATORE: Conorzio Soci HIRPINIA AV SALINI IMPREGILO S.P.A. ASTALDI S.P.A	ITINERARIO NAPOLI – BARI				
PROGETTAZIONE: Mandatara Mandanti ROCKSOIL S.P.A NET ENGINEERING S.P.A. ALPINA S.P.A.	RADDOPPIO TRATTA APICE – ORSARA I LOTTO FUNZIONALE APICE – HIRPINIA				
PROGETTO ESECUTIVO	COMMESSA IF28	LOTTO 01	CODIFICA V ZZ RH	DOCUMENTO GA0400 281	REV. C FOGLIO 52 di 53

9.4.3.1 Verifiche a pressoflessione SLU

Di seguito vengono riportati i domini di resistenza M-N per le principali sezioni di verifica, soggette alle coppie di sollecitazioni dimensionanti, come descritto al paragrafo precedente.

SAP Output - SLU

	COMB.	Elemento	N _{ed} [kN/m]	M _{ed} [kNm/m]
N_{max}	SLU-TBM	1	0	0
N_{min}	SLU-TBM	4	-201	67
M_{max}	SLU-TBM	3	-28	202
M_{min}	SLU-TBM	7	-168	-122

Tabella 33 – Coppie di valori M-N sollecitanti – Arco rovescio

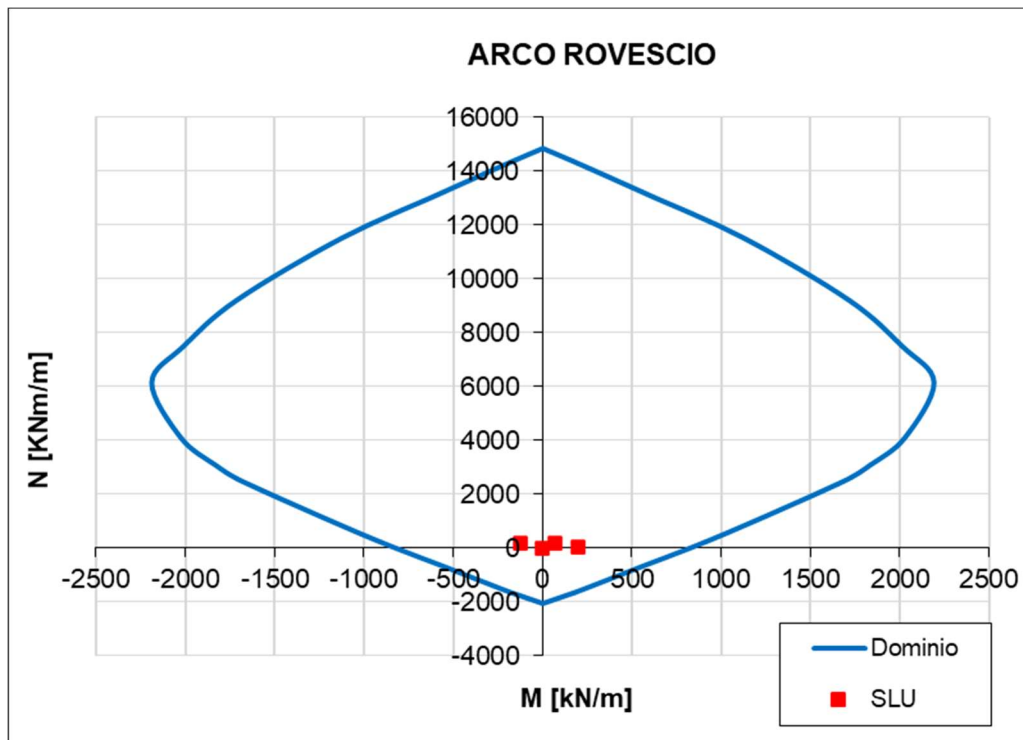


Figura 40 Dominio resistente M-N – Arco rovescio

APPALTATORE: Consorzio Soci HIRPINIA AV SALINI IMPREGILO S.P.A. ASTALDI S.P.A.	ITINERARIO NAPOLI – BARI					
PROGETTAZIONE: Mandatario Mandanti ROCKSOIL S.P.A. NET ENGINEERING S.P.A. ALPINA S.P.A.	RADDOPPIO TRATTA APICE – ORSARA I LOTTO FUNZIONALE APICE – HIRPINIA					
PROGETTO ESECUTIVO	COMMESSA IF28	LOTTO 01	CODIFICA V ZZ RH	DOCUMENTO GA0400 281	REV. C	FOGLIO 53 di 53

9.4.3.2 Verifiche a taglio SLU

Di seguito vengono riportate le verifiche di resistenza a taglio per le principali sezioni di verifica, soggette al taglio massimo (considerando l'azione assiale corrispondente alla stessa combinazione di calcolo), come descritto al paragrafo precedente.

OUTPUT SAP - SLU

COMB.	element	N [kN/m]	M [kNm/m]	V [kN/m]	
SLU-TBM	4	-201	67	442	Vmax
SLU-TBM	3	-25	85	-335	Vmin

V MAX ASSOLUTO

V [kN/m]	N [kN/m]
442	201

Tabella 34 – Taglio massimo di verifica – Arco rovescio

Solicitazioni			
V _{Ed}	442	[kN]	
N _{Ed} (+ = compressione)	201	[kN]	
Proprietà materiali strutturali			
Calcestruzzo			
f _{ck} (resistenza caratteristica cls)	25	[MPa]	
f _{cd} (resistenza di progetto cls)	14.2	[MPa]	
Acciaio			
f _{yk} (resistenza caratteristica acciaio)	450	[MPa]	
f _{yd} (resistenza di progetto acciaio)	391.3	[MPa]	
Geometria sezione di verifica			
b _w (larghezza minima sezione in zona tesa)	1000	[mm]	
h (altezza sezione)	900	[mm]	
Armatura longitudinale			
n _s (numero di barre long. in zona tesa)	5	[-]	
Φ _s (diametro barre long.)	26	[mm]	
c (ricoprimento A _s)	54	[mm]	
d (altezza utile sezione) = h-c-Φ _s /2	833	[mm]	
A _s (area dell'armatura long. tesa)	2655	[mm ²]	
ρ _l (percentuale geometrica di armatura long. tesa)	0.00319	[-]	
σ _{cp} (tensione di compressione) = N _{Ed} /A _c	0.22	[MPa]	

Verifica sezione non armata a taglio		
$\{0.18 \cdot k \cdot (100 \cdot \rho_l \cdot f_{ck})^{1/3} / \gamma_c + 0.15 \cdot \sigma_{cp}\} \cdot b_w \cdot d$	325	[kN]
$(v_{min} + 0.15 \cdot \sigma_{cp}) \cdot b_w \cdot d$	293	[kN]
V _{Rd,0}	325	[kN]
V _{Ed} /V _{Rd,0} ≤ 1	1.36	[-]
Armatura trasversale		
n _b (numero di bracci dell'armatura trasversale)	2.5	[-]
Φ _{sw} (diametro armatura trasversale)	12	[mm]
A _{sw} (area dell'armatura trasversale)	283	[mm ²]
s (passo armatura trasversale)	300	[mm]
α	90	[°]
θ	30.0	
1 ≤ ctgθ ≤ 2.5	1.73	[-]
Verifica sezione armata a taglio		
V _{Rs,d} (resistenza a taglio - armatura tras.)	479	[kN]
V _{Rc,d} (resistenza a taglio - sezione cls armata)	2336	[kN]
V _{Rd} = min (V _{Rs,d} ; V _{Rc,d})	479	[kN]
V _{Ed} /V _{Rd} ≤ 1	0.92	[-]

Tabella 35 – Verifiche di Resistenza a Taglio – Arco rovescio

Table: Case - Static 1 - Load Assignments

Table: Case - Static 1 - Load Assignments

Case	LoadType	LoadName	LoadSF
SLU-TBM	Load pattern	DEAD	1.300000
SLU-TBM	Load pattern	TBM	1.300000
SLE-TBM	Load pattern	DEAD	1.000000
SLE-TBM	Load pattern	TBM	1.000000

Table: Case - Static 2 - Nonlinear Load Application

Table: Case - Static 2 - Nonlinear Load Application

Case	LoadApp	MonitorDOF	MonitorJt
SLU-TBM	Full Load	U1	1
SLE-TBM	Full Load	U1	1

Table: Case - Static 4 - Nonlinear Parameters, Part 1 of 4

Table: Case - Static 4 - Nonlinear Parameters, Part 1 of 4

Case	Unloading	GeoNonLin	ResultsSave	MaxTotal	MaxNull	MaxIterCS
SLU-TBM	Unload Entire	None	Final State	200	50	10
SLE-TBM	Unload Entire	None	Final State	200	50	10

Table: Case - Static 4 - Nonlinear Parameters, Part 2 of 4

Table: Case - Static 4 - Nonlinear Parameters, Part 2 of 4

Case	MaxIterNR	ItConvTol	UseEvStep	EvLumpTol	LSPerIter	LSTol	LSStepFact
SLU-TBM	40	1.0000E-04	Yes	0.010000	20	0.100000	1.618000
SLE-TBM	40	1.0000E-04	Yes	0.010000	20	0.100000	1.618000

Table: Case - Static 4 - Nonlinear Parameters, Part 3 of 4

Table: Case - Static 4 - Nonlinear Parameters, Part 3 of 4

Case	StageSave	StageMinIns	StageMinTD	FrameTC	FrameHinge	CableTC
SLU-TBM				Yes	Yes	Yes
SLE-TBM				Yes	Yes	Yes

Table: Case - Static 4 - Nonlinear Parameters, Part 4 of 4

Table: Case - Static 4 - Nonlinear Parameters, Part 4 of 4

Case	LinkTC	LinkOther	TimeDepMat	TFMaxIter	TFTol	TFAccelFact	TFNoStop
SLU-TBM	Yes	Yes		10	0.010000	1.000000	No
SLE-TBM	Yes	Yes		10	0.010000	1.000000	No

Table: Connectivity - Frame, Part 1 of 2

Table: Connectivity - Frame, Part 1 of 2							
Frame	JointI	JointJ	IsCurved	Length	CentroidX	CentroidY	CentroidZ
				m	m	m	m
1	1	2	No	0.28396	-7.50736	0.00000	3.49999
2	2	3	No	0.28396	-7.22340	0.00000	3.49999
3	3	4	No	0.28396	-6.93944	0.00000	3.49999
4	4	5	No	0.28396	-6.65548	0.00000	3.49999
5	5	6	No	0.28396	-6.37152	0.00000	3.49999
6	6	7	No	0.28396	-6.08756	0.00000	3.49999
7	7	8	No	0.31457	-5.86609	0.00000	3.36427
8	8	9	No	0.31457	-5.70092	0.00000	3.09665
9	9	10	No	0.31457	-5.52354	0.00000	2.83695
10	10	11	No	0.31457	-5.33435	0.00000	2.58574
11	11	12	No	0.31457	-5.13374	0.00000	2.34354
12	12	13	No	0.31457	-4.92214	0.00000	2.11088
13	13	14	No	0.31457	-4.70001	0.00000	1.88826
14	14	15	No	0.31457	-4.46782	0.00000	1.67615
15	15	16	No	0.31457	-4.22607	0.00000	1.47500
16	16	17	No	0.31457	-3.97527	0.00000	1.28525
17	17	18	No	0.31457	-3.71597	0.00000	1.10730
18	18	19	No	0.31457	-3.44871	0.00000	0.94153
19	19	20	No	0.31457	-3.17408	0.00000	0.78830
20	21	22	No	0.25284	-2.28300	0.00000	0.39594
21	22	23	No	0.31457	-2.01369	0.00000	0.30690
22	23	24	No	0.31457	-1.71124	0.00000	0.22072
23	24	25	No	0.31457	-1.40513	0.00000	0.14862
24	25	26	No	0.31457	-1.09601	0.00000	0.09075
25	26	27	No	0.31457	-0.78454	0.00000	0.04724
26	27	28	No	0.31457	-0.47140	0.00000	0.01818
27	28	29	No	0.31457	-0.15725	0.00000	0.00364
28	30	31	No	0.31457	5.86609	0.00000	3.36427
29	31	32	No	0.31457	5.70092	0.00000	3.09665
30	32	33	No	0.31457	5.52354	0.00000	2.83695
31	33	34	No	0.31457	5.33435	0.00000	2.58574
32	34	35	No	0.31457	5.13374	0.00000	2.34354
33	35	36	No	0.31457	4.92214	0.00000	2.11088
34	36	37	No	0.31457	4.70001	0.00000	1.88826
35	37	38	No	0.31457	4.46782	0.00000	1.67615
36	38	39	No	0.31457	4.22607	0.00000	1.47500
37	39	40	No	0.31457	3.97527	0.00000	1.28525
38	40	41	No	0.31457	3.71597	0.00000	1.10730
39	41	42	No	0.31457	3.44871	0.00000	0.94153
40	42	43	No	0.31457	3.17408	0.00000	0.78830
41	44	45	No	0.25284	2.28300	0.00000	0.39594
42	45	46	No	0.31457	2.01369	0.00000	0.30690
43	46	47	No	0.31457	1.71124	0.00000	0.22072
44	47	48	No	0.31457	1.40513	0.00000	0.14862
45	48	49	No	0.31457	1.09601	0.00000	0.09075
46	49	50	No	0.31457	0.78454	0.00000	0.04724
47	50	51	No	0.31457	0.47140	0.00000	0.01818
48	51	29	No	0.31457	0.15725	0.00000	0.00364
49	52	53	No	0.28396	7.50736	0.00000	3.49999
50	53	54	No	0.28396	7.22340	0.00000	3.49999
51	54	55	No	0.28396	6.93944	0.00000	3.49999
52	55	56	No	0.28396	6.65548	0.00000	3.49999
53	56	57	No	0.28396	6.37152	0.00000	3.49999
54	57	30	No	0.28396	6.08756	0.00000	3.49999
55	20	58	No	0.31457	-2.89265	0.00000	0.64794
56	58	21	No	0.37630	-2.57620	0.00000	0.50970
57	59	44	No	0.37630	2.57620	0.00000	0.50970

Table: Connectivity - Frame, Part 1 of 2

Frame	JointI	JointJ	IsCurved	Length m	CentroidX m	CentroidY m	CentroidZ m
58	43	59	No	0.31457	2.89265	0.00000	0.64794

Table: Connectivity - Frame, Part 2 of 2

Table: Connectivity - Frame, Part 2 of 2

Frame	GUID
1	
2	
3	
4	
5	
6	
7	
8	
9	
10	
11	
12	
13	
14	
15	
16	
17	
18	
19	
20	
21	
22	
23	
24	
25	
26	
27	
28	
29	
30	
31	
32	
33	
34	
35	
36	
37	
38	
39	
40	
41	
42	
43	
44	
45	
46	
47	
48	
49	
50	
51	

Table: Connectivity - Frame, Part 2 of 2

Frame	GUID
52	
53	
54	
55	
56	
57	
58	

Table: Element Forces - Frames, Part 1 of 4

Table: Element Forces - Frames, Part 1 of 4

Frame	Station m	OutputCase	CaseType	StepType	P KN	V2 KN	V3 KN	T KN-m
1	0.00000	SLU-TBM	NonStatic	Max	0.000	0.015	0.000	0.0000
1	0.28396	SLU-TBM	NonStatic	Max	0.000	13.854	0.000	0.0000
1	0.00000	SLU-TBM	NonStatic	Min	0.000	0.015	0.000	0.0000
1	0.28396	SLU-TBM	NonStatic	Min	0.000	13.854	0.000	0.0000
1	0.00000	SLE-TBM	NonStatic	Max	0.000	0.012	0.000	0.0000
1	0.28396	SLE-TBM	NonStatic	Max	0.000	10.657	0.000	0.0000
1	0.00000	SLE-TBM	NonStatic	Min	0.000	0.012	0.000	0.0000
1	0.28396	SLE-TBM	NonStatic	Min	0.000	10.657	0.000	0.0000
2	0.00000	SLU-TBM	NonStatic	Max	0.000	-0.429	0.000	0.0000
2	0.28396	SLU-TBM	NonStatic	Max	0.000	13.410	0.000	0.0000
2	0.00000	SLU-TBM	NonStatic	Min	0.000	-0.429	0.000	0.0000
2	0.28396	SLU-TBM	NonStatic	Min	0.000	13.410	0.000	0.0000
2	0.00000	SLE-TBM	NonStatic	Max	0.000	-0.330	0.000	0.0000
2	0.28396	SLE-TBM	NonStatic	Max	0.000	10.316	0.000	0.0000
2	0.00000	SLE-TBM	NonStatic	Min	0.000	-0.330	0.000	0.0000
2	0.28396	SLE-TBM	NonStatic	Min	0.000	10.316	0.000	0.0000
3	0.00000	SLU-TBM	NonStatic	Max	0.000	-23.538	0.000	0.0000
3	0.28396	SLU-TBM	NonStatic	Max	0.000	-9.699	0.000	0.0000
3	0.00000	SLU-TBM	NonStatic	Min	0.000	-23.538	0.000	0.0000
3	0.28396	SLU-TBM	NonStatic	Min	0.000	-9.699	0.000	0.0000
3	0.00000	SLE-TBM	NonStatic	Max	0.000	-18.106	0.000	0.0000
3	0.28396	SLE-TBM	NonStatic	Max	0.000	-7.461	0.000	0.0000
3	0.00000	SLE-TBM	NonStatic	Min	0.000	-18.106	0.000	0.0000
3	0.28396	SLE-TBM	NonStatic	Min	0.000	-7.461	0.000	0.0000
4	0.00000	SLU-TBM	NonStatic	Max	0.000	-69.331	0.000	0.0000
4	0.28396	SLU-TBM	NonStatic	Max	0.000	-55.492	0.000	0.0000
4	0.00000	SLU-TBM	NonStatic	Min	0.000	-69.331	0.000	0.0000
4	0.28396	SLU-TBM	NonStatic	Min	0.000	-55.492	0.000	0.0000
4	0.00000	SLE-TBM	NonStatic	Max	0.000	-53.331	0.000	0.0000
4	0.28396	SLE-TBM	NonStatic	Max	0.000	-42.686	0.000	0.0000
4	0.00000	SLE-TBM	NonStatic	Min	0.000	-53.331	0.000	0.0000
4	0.28396	SLE-TBM	NonStatic	Min	0.000	-42.686	0.000	0.0000
5	0.00000	SLU-TBM	NonStatic	Max	0.000	-137.838	0.000	0.0000
5	0.28396	SLU-TBM	NonStatic	Max	0.000	-123.999	0.000	0.0000
5	0.00000	SLU-TBM	NonStatic	Min	0.000	-137.838	0.000	0.0000
5	0.28396	SLU-TBM	NonStatic	Min	0.000	-123.999	0.000	0.0000
5	0.00000	SLE-TBM	NonStatic	Max	0.000	-106.029	0.000	0.0000
5	0.28396	SLE-TBM	NonStatic	Max	0.000	-95.384	0.000	0.0000
5	0.00000	SLE-TBM	NonStatic	Min	0.000	-106.029	0.000	0.0000
5	0.28396	SLE-TBM	NonStatic	Min	0.000	-95.384	0.000	0.0000
6	0.00000	SLU-TBM	NonStatic	Max	0.000	-229.101	0.000	0.0000
6	0.28396	SLU-TBM	NonStatic	Max	0.000	-215.262	0.000	0.0000
6	0.00000	SLU-TBM	NonStatic	Min	0.000	-229.101	0.000	0.0000
6	0.28396	SLU-TBM	NonStatic	Min	0.000	-215.262	0.000	0.0000
6	0.00000	SLE-TBM	NonStatic	Max	0.000	-176.232	0.000	0.0000

Table: Element Forces - Frames, Part 1 of 4

Frame	Station m	OutputCase	CaseType	StepType	P KN	V2 KN	V3 KN	T KN-m
6	0.28396	SLE-TBM	NonStatic	Max	0.000	-165.586	0.000	0.0000
6	0.00000	SLE-TBM	NonStatic	Min	0.000	-176.232	0.000	0.0000
6	0.28396	SLE-TBM	NonStatic	Min	0.000	-165.586	0.000	0.0000
7	0.00000	SLU-TBM	NonStatic	Max	240.930	-141.109	0.000	0.0000
7	0.15729	SLU-TBM	NonStatic	Max	236.521	-138.526	0.000	0.0000
7	0.31457	SLU-TBM	NonStatic	Max	232.111	-135.943	0.000	0.0000
7	0.00000	SLU-TBM	NonStatic	Min	240.930	-141.109	0.000	0.0000
7	0.15729	SLU-TBM	NonStatic	Min	236.521	-138.526	0.000	0.0000
7	0.31457	SLU-TBM	NonStatic	Min	232.111	-135.943	0.000	0.0000
7	0.00000	SLE-TBM	NonStatic	Max	185.331	-108.545	0.000	0.0000
7	0.15729	SLE-TBM	NonStatic	Max	181.939	-106.559	0.000	0.0000
7	0.31457	SLE-TBM	NonStatic	Max	178.547	-104.572	0.000	0.0000
7	0.00000	SLE-TBM	NonStatic	Min	185.331	-108.545	0.000	0.0000
7	0.15729	SLE-TBM	NonStatic	Min	181.939	-106.559	0.000	0.0000
7	0.31457	SLE-TBM	NonStatic	Min	178.547	-104.572	0.000	0.0000
8	0.00000	SLU-TBM	NonStatic	Max	225.576	-146.528	0.000	0.0000
8	0.15729	SLU-TBM	NonStatic	Max	221.290	-143.745	0.000	0.0000
8	0.31457	SLU-TBM	NonStatic	Max	217.005	-140.961	0.000	0.0000
8	0.00000	SLU-TBM	NonStatic	Min	225.576	-146.528	0.000	0.0000
8	0.15729	SLU-TBM	NonStatic	Min	221.290	-143.745	0.000	0.0000
8	0.31457	SLU-TBM	NonStatic	Min	217.005	-140.961	0.000	0.0000
8	0.00000	SLE-TBM	NonStatic	Max	173.520	-112.714	0.000	0.0000
8	0.15729	SLE-TBM	NonStatic	Max	170.223	-110.573	0.000	0.0000
8	0.31457	SLE-TBM	NonStatic	Max	166.927	-108.431	0.000	0.0000
8	0.00000	SLE-TBM	NonStatic	Min	173.520	-112.714	0.000	0.0000
8	0.15729	SLE-TBM	NonStatic	Min	170.223	-110.573	0.000	0.0000
8	0.31457	SLE-TBM	NonStatic	Min	166.927	-108.431	0.000	0.0000
9	0.00000	SLU-TBM	NonStatic	Max	210.253	-150.842	0.000	0.0000
9	0.15729	SLU-TBM	NonStatic	Max	206.101	-147.863	0.000	0.0000
9	0.31457	SLU-TBM	NonStatic	Max	201.949	-144.884	0.000	0.0000
9	0.00000	SLU-TBM	NonStatic	Min	210.253	-150.842	0.000	0.0000
9	0.15729	SLU-TBM	NonStatic	Min	206.101	-147.863	0.000	0.0000
9	0.31457	SLU-TBM	NonStatic	Min	201.949	-144.884	0.000	0.0000
9	0.00000	SLE-TBM	NonStatic	Max	161.733	-116.032	0.000	0.0000
9	0.15729	SLE-TBM	NonStatic	Max	158.539	-113.741	0.000	0.0000
9	0.31457	SLE-TBM	NonStatic	Max	155.345	-111.449	0.000	0.0000
9	0.00000	SLE-TBM	NonStatic	Min	161.733	-116.032	0.000	0.0000
9	0.15729	SLE-TBM	NonStatic	Min	158.539	-113.741	0.000	0.0000
9	0.31457	SLE-TBM	NonStatic	Min	155.345	-111.449	0.000	0.0000
10	0.00000	SLU-TBM	NonStatic	Max	195.032	-154.065	0.000	0.0000
10	0.15729	SLU-TBM	NonStatic	Max	191.022	-150.897	0.000	0.0000
10	0.31457	SLU-TBM	NonStatic	Max	187.013	-147.730	0.000	0.0000
10	0.00000	SLU-TBM	NonStatic	Min	195.032	-154.065	0.000	0.0000
10	0.15729	SLU-TBM	NonStatic	Min	191.022	-150.897	0.000	0.0000
10	0.31457	SLU-TBM	NonStatic	Min	187.013	-147.730	0.000	0.0000
10	0.00000	SLE-TBM	NonStatic	Max	150.025	-118.512	0.000	0.0000
10	0.15729	SLE-TBM	NonStatic	Max	146.940	-116.075	0.000	0.0000
10	0.31457	SLE-TBM	NonStatic	Max	143.856	-113.638	0.000	0.0000
10	0.00000	SLE-TBM	NonStatic	Min	150.025	-118.512	0.000	0.0000
10	0.15729	SLE-TBM	NonStatic	Min	146.940	-116.075	0.000	0.0000
10	0.31457	SLE-TBM	NonStatic	Min	143.856	-113.638	0.000	0.0000
11	0.00000	SLU-TBM	NonStatic	Max	179.964	-157.799	0.000	0.0000
11	0.15729	SLU-TBM	NonStatic	Max	176.105	-154.449	0.000	0.0000
11	0.31457	SLU-TBM	NonStatic	Max	172.246	-151.099	0.000	0.0000
11	0.00000	SLU-TBM	NonStatic	Min	179.964	-157.799	0.000	0.0000
11	0.15729	SLU-TBM	NonStatic	Min	176.105	-154.449	0.000	0.0000
11	0.31457	SLU-TBM	NonStatic	Min	172.246	-151.099	0.000	0.0000
11	0.00000	SLE-TBM	NonStatic	Max	138.434	-121.384	0.000	0.0000
11	0.15729	SLE-TBM	NonStatic	Max	135.465	-118.807	0.000	0.0000

Table: Element Forces - Frames, Part 1 of 4

Frame	Station m	OutputCase	CaseType	StepType	P KN	V2 KN	V3 KN	T KN-m
11	0.31457	SLE-TBM	NonStatic	Max	132.497	-116.230	0.000	0.0000
11	0.00000	SLE-TBM	NonStatic	Min	138.434	-121.384	0.000	0.0000
11	0.15729	SLE-TBM	NonStatic	Min	135.465	-118.807	0.000	0.0000
11	0.31457	SLE-TBM	NonStatic	Min	132.497	-116.230	0.000	0.0000
12	0.00000	SLU-TBM	NonStatic	Max	164.925	-166.204	0.000	0.0000
12	0.15729	SLU-TBM	NonStatic	Max	161.225	-162.679	0.000	0.0000
12	0.31457	SLU-TBM	NonStatic	Max	157.525	-159.154	0.000	0.0000
12	0.00000	SLU-TBM	NonStatic	Min	164.925	-166.204	0.000	0.0000
12	0.15729	SLU-TBM	NonStatic	Min	161.225	-162.679	0.000	0.0000
12	0.31457	SLU-TBM	NonStatic	Min	157.525	-159.154	0.000	0.0000
12	0.00000	SLE-TBM	NonStatic	Max	126.866	-127.849	0.000	0.0000
12	0.15729	SLE-TBM	NonStatic	Max	124.019	-125.137	0.000	0.0000
12	0.31457	SLE-TBM	NonStatic	Max	121.173	-122.426	0.000	0.0000
12	0.00000	SLE-TBM	NonStatic	Min	126.866	-127.849	0.000	0.0000
12	0.15729	SLE-TBM	NonStatic	Min	124.019	-125.137	0.000	0.0000
12	0.31457	SLE-TBM	NonStatic	Min	121.173	-122.426	0.000	0.0000
13	0.00000	SLU-TBM	NonStatic	Max	149.717	-179.185	0.000	0.0000
13	0.15729	SLU-TBM	NonStatic	Max	146.184	-175.493	0.000	0.0000
13	0.31457	SLU-TBM	NonStatic	Max	142.651	-171.801	0.000	0.0000
13	0.00000	SLU-TBM	NonStatic	Min	149.717	-179.185	0.000	0.0000
13	0.15729	SLU-TBM	NonStatic	Min	146.184	-175.493	0.000	0.0000
13	0.31457	SLU-TBM	NonStatic	Min	142.651	-171.801	0.000	0.0000
13	0.00000	SLE-TBM	NonStatic	Max	115.167	-137.835	0.000	0.0000
13	0.15729	SLE-TBM	NonStatic	Max	112.449	-134.995	0.000	0.0000
13	0.31457	SLE-TBM	NonStatic	Max	109.732	-132.154	0.000	0.0000
13	0.00000	SLE-TBM	NonStatic	Min	115.167	-137.835	0.000	0.0000
13	0.15729	SLE-TBM	NonStatic	Min	112.449	-134.995	0.000	0.0000
13	0.31457	SLE-TBM	NonStatic	Min	109.732	-132.154	0.000	0.0000
14	0.00000	SLU-TBM	NonStatic	Max	134.147	-196.617	0.000	0.0000
14	0.15729	SLU-TBM	NonStatic	Max	130.788	-192.765	0.000	0.0000
14	0.31457	SLU-TBM	NonStatic	Max	127.430	-188.913	0.000	0.0000
14	0.00000	SLU-TBM	NonStatic	Min	134.147	-196.617	0.000	0.0000
14	0.15729	SLU-TBM	NonStatic	Min	130.788	-192.765	0.000	0.0000
14	0.31457	SLU-TBM	NonStatic	Min	127.430	-188.913	0.000	0.0000
14	0.00000	SLE-TBM	NonStatic	Max	103.190	-151.244	0.000	0.0000
14	0.15729	SLE-TBM	NonStatic	Max	100.606	-148.281	0.000	0.0000
14	0.31457	SLE-TBM	NonStatic	Max	98.023	-145.318	0.000	0.0000
14	0.00000	SLE-TBM	NonStatic	Min	103.190	-151.244	0.000	0.0000
14	0.15729	SLE-TBM	NonStatic	Min	100.606	-148.281	0.000	0.0000
14	0.31457	SLE-TBM	NonStatic	Min	98.023	-145.318	0.000	0.0000
15	0.00000	SLU-TBM	NonStatic	Max	118.027	-218.337	0.000	0.0000
15	0.15729	SLU-TBM	NonStatic	Max	114.850	-214.335	0.000	0.0000
15	0.31457	SLU-TBM	NonStatic	Max	111.673	-210.332	0.000	0.0000
15	0.00000	SLU-TBM	NonStatic	Min	118.027	-218.337	0.000	0.0000
15	0.15729	SLU-TBM	NonStatic	Min	114.850	-214.335	0.000	0.0000
15	0.31457	SLU-TBM	NonStatic	Min	111.673	-210.332	0.000	0.0000
15	0.00000	SLE-TBM	NonStatic	Max	90.790	-167.952	0.000	0.0000
15	0.15729	SLE-TBM	NonStatic	Max	88.346	-164.873	0.000	0.0000
15	0.31457	SLE-TBM	NonStatic	Max	85.902	-161.794	0.000	0.0000
15	0.00000	SLE-TBM	NonStatic	Min	90.790	-167.952	0.000	0.0000
15	0.15729	SLE-TBM	NonStatic	Min	88.346	-164.873	0.000	0.0000
15	0.31457	SLE-TBM	NonStatic	Min	85.902	-161.794	0.000	0.0000
16	0.00000	SLU-TBM	NonStatic	Max	101.177	-244.153	0.000	0.0000
16	0.15729	SLU-TBM	NonStatic	Max	98.188	-240.007	0.000	0.0000
16	0.31457	SLU-TBM	NonStatic	Max	95.200	-235.861	0.000	0.0000
16	0.00000	SLU-TBM	NonStatic	Min	101.177	-244.153	0.000	0.0000
16	0.15729	SLU-TBM	NonStatic	Min	98.188	-240.007	0.000	0.0000
16	0.31457	SLU-TBM	NonStatic	Min	95.200	-235.861	0.000	0.0000
16	0.00000	SLE-TBM	NonStatic	Max	77.828	-187.810	0.000	0.0000

Table: Element Forces - Frames, Part 1 of 4

Frame	Station m	OutputCase	CaseType	StepType	P KN	V2 KN	V3 KN	T KN-m
16	0.15729	SLE-TBM	NonStatic	Max	75.530	-184.621	0.000	0.0000
16	0.31457	SLE-TBM	NonStatic	Max	73.231	-181.432	0.000	0.0000
16	0.00000	SLE-TBM	NonStatic	Min	77.828	-187.810	0.000	0.0000
16	0.15729	SLE-TBM	NonStatic	Min	75.530	-184.621	0.000	0.0000
16	0.31457	SLE-TBM	NonStatic	Min	73.231	-181.432	0.000	0.0000
17	0.00000	SLU-TBM	NonStatic	Max	83.425	-273.831	0.000	0.0000
17	0.15729	SLU-TBM	NonStatic	Max	80.632	-269.552	0.000	0.0000
17	0.31457	SLU-TBM	NonStatic	Max	77.839	-265.273	0.000	0.0000
17	0.00000	SLU-TBM	NonStatic	Min	83.425	-273.831	0.000	0.0000
17	0.15729	SLU-TBM	NonStatic	Min	80.632	-269.552	0.000	0.0000
17	0.31457	SLU-TBM	NonStatic	Min	77.839	-265.273	0.000	0.0000
17	0.00000	SLE-TBM	NonStatic	Max	64.173	-210.640	0.000	0.0000
17	0.15729	SLE-TBM	NonStatic	Max	62.025	-207.348	0.000	0.0000
17	0.31457	SLE-TBM	NonStatic	Max	59.876	-204.056	0.000	0.0000
17	0.00000	SLE-TBM	NonStatic	Min	64.173	-210.640	0.000	0.0000
17	0.15729	SLE-TBM	NonStatic	Min	62.025	-207.348	0.000	0.0000
17	0.31457	SLE-TBM	NonStatic	Min	59.876	-204.056	0.000	0.0000
18	0.00000	SLU-TBM	NonStatic	Max	64.613	-307.107	0.000	0.0000
18	0.15729	SLU-TBM	NonStatic	Max	62.020	-302.703	0.000	0.0000
18	0.31457	SLU-TBM	NonStatic	Max	59.428	-298.299	0.000	0.0000
18	0.00000	SLU-TBM	NonStatic	Min	64.613	-307.107	0.000	0.0000
18	0.15729	SLU-TBM	NonStatic	Min	62.020	-302.703	0.000	0.0000
18	0.31457	SLU-TBM	NonStatic	Min	59.428	-298.299	0.000	0.0000
18	0.00000	SLE-TBM	NonStatic	Max	49.702	-236.236	0.000	0.0000
18	0.15729	SLE-TBM	NonStatic	Max	47.708	-232.848	0.000	0.0000
18	0.31457	SLE-TBM	NonStatic	Max	45.714	-229.461	0.000	0.0000
18	0.00000	SLE-TBM	NonStatic	Min	49.702	-236.236	0.000	0.0000
18	0.15729	SLE-TBM	NonStatic	Min	47.708	-232.848	0.000	0.0000
18	0.31457	SLE-TBM	NonStatic	Min	45.714	-229.461	0.000	0.0000
19	0.00000	SLU-TBM	NonStatic	Max	44.591	-343.673	0.000	0.0000
19	0.15729	SLU-TBM	NonStatic	Max	42.205	-339.154	0.000	0.0000
19	0.31457	SLU-TBM	NonStatic	Max	39.819	-334.635	0.000	0.0000
19	0.00000	SLU-TBM	NonStatic	Min	44.591	-343.673	0.000	0.0000
19	0.15729	SLU-TBM	NonStatic	Min	42.205	-339.154	0.000	0.0000
19	0.31457	SLU-TBM	NonStatic	Min	39.819	-334.635	0.000	0.0000
19	0.00000	SLE-TBM	NonStatic	Max	34.301	-264.364	0.000	0.0000
19	0.15729	SLE-TBM	NonStatic	Max	32.465	-260.888	0.000	0.0000
19	0.31457	SLE-TBM	NonStatic	Max	30.630	-257.411	0.000	0.0000
19	0.00000	SLE-TBM	NonStatic	Min	34.301	-264.364	0.000	0.0000
19	0.15729	SLE-TBM	NonStatic	Min	32.465	-260.888	0.000	0.0000
19	0.31457	SLE-TBM	NonStatic	Min	30.630	-257.411	0.000	0.0000
20	0.00000	SLU-TBM	NonStatic	Max	-299.755	292.348	0.000	0.0000
20	0.12642	SLU-TBM	NonStatic	Max	-301.134	296.217	0.000	0.0000
20	0.25284	SLU-TBM	NonStatic	Max	-302.513	300.086	0.000	0.0000
20	0.00000	SLU-TBM	NonStatic	Min	-299.755	292.348	0.000	0.0000
20	0.12642	SLU-TBM	NonStatic	Min	-301.134	296.217	0.000	0.0000
20	0.25284	SLU-TBM	NonStatic	Min	-302.513	300.086	0.000	0.0000
20	0.00000	SLE-TBM	NonStatic	Max	-230.581	224.883	0.000	0.0000
20	0.12642	SLE-TBM	NonStatic	Max	-231.642	227.859	0.000	0.0000
20	0.25284	SLE-TBM	NonStatic	Max	-232.703	230.835	0.000	0.0000
20	0.00000	SLE-TBM	NonStatic	Min	-230.581	224.883	0.000	0.0000
20	0.12642	SLE-TBM	NonStatic	Min	-231.642	227.859	0.000	0.0000
20	0.25284	SLE-TBM	NonStatic	Min	-232.703	230.835	0.000	0.0000
21	0.00000	SLU-TBM	NonStatic	Max	-290.684	260.849	0.000	0.0000
21	0.15729	SLU-TBM	NonStatic	Max	-292.198	265.730	0.000	0.0000
21	0.31457	SLU-TBM	NonStatic	Max	-293.712	270.611	0.000	0.0000
21	0.00000	SLU-TBM	NonStatic	Min	-290.684	260.849	0.000	0.0000
21	0.15729	SLU-TBM	NonStatic	Min	-292.198	265.730	0.000	0.0000
21	0.31457	SLU-TBM	NonStatic	Min	-293.712	270.611	0.000	0.0000

Table: Element Forces - Frames, Part 1 of 4

Frame	Station m	OutputCase	CaseType	StepType	P KN	V2 KN	V3 KN	T KN-m
21	0.00000	SLE-TBM	NonStatic	Max	-223.603	200.653	0.000	0.0000
21	0.15729	SLE-TBM	NonStatic	Max	-224.768	204.408	0.000	0.0000
21	0.31457	SLE-TBM	NonStatic	Max	-225.932	208.162	0.000	0.0000
21	0.00000	SLE-TBM	NonStatic	Min	-223.603	200.653	0.000	0.0000
21	0.15729	SLE-TBM	NonStatic	Min	-224.768	204.408	0.000	0.0000
21	0.31457	SLE-TBM	NonStatic	Min	-225.932	208.162	0.000	0.0000
22	0.00000	SLU-TBM	NonStatic	Max	-282.249	224.392	0.000	0.0000
22	0.15729	SLU-TBM	NonStatic	Max	-283.536	229.338	0.000	0.0000
22	0.31457	SLU-TBM	NonStatic	Max	-284.822	234.283	0.000	0.0000
22	0.00000	SLU-TBM	NonStatic	Min	-282.249	224.392	0.000	0.0000
22	0.15729	SLU-TBM	NonStatic	Min	-283.536	229.338	0.000	0.0000
22	0.31457	SLU-TBM	NonStatic	Min	-284.822	234.283	0.000	0.0000
22	0.00000	SLE-TBM	NonStatic	Max	-217.115	172.609	0.000	0.0000
22	0.15729	SLE-TBM	NonStatic	Max	-218.104	176.414	0.000	0.0000
22	0.31457	SLE-TBM	NonStatic	Max	-219.094	180.218	0.000	0.0000
22	0.00000	SLE-TBM	NonStatic	Min	-217.115	172.609	0.000	0.0000
22	0.15729	SLE-TBM	NonStatic	Min	-218.104	176.414	0.000	0.0000
22	0.31457	SLE-TBM	NonStatic	Min	-219.094	180.218	0.000	0.0000
23	0.00000	SLU-TBM	NonStatic	Max	-275.097	185.683	0.000	0.0000
23	0.15729	SLU-TBM	NonStatic	Max	-276.154	190.683	0.000	0.0000
23	0.31457	SLU-TBM	NonStatic	Max	-277.210	195.683	0.000	0.0000
23	0.00000	SLU-TBM	NonStatic	Min	-275.097	185.683	0.000	0.0000
23	0.15729	SLU-TBM	NonStatic	Min	-276.154	190.683	0.000	0.0000
23	0.31457	SLU-TBM	NonStatic	Min	-277.210	195.683	0.000	0.0000
23	0.00000	SLE-TBM	NonStatic	Max	-211.613	142.833	0.000	0.0000
23	0.15729	SLE-TBM	NonStatic	Max	-212.426	146.680	0.000	0.0000
23	0.31457	SLE-TBM	NonStatic	Max	-213.238	150.526	0.000	0.0000
23	0.00000	SLE-TBM	NonStatic	Min	-211.613	142.833	0.000	0.0000
23	0.15729	SLE-TBM	NonStatic	Min	-212.426	146.680	0.000	0.0000
23	0.31457	SLE-TBM	NonStatic	Min	-213.238	150.526	0.000	0.0000
24	0.00000	SLU-TBM	NonStatic	Max	-269.318	145.151	0.000	0.0000
24	0.15729	SLU-TBM	NonStatic	Max	-270.142	150.194	0.000	0.0000
24	0.31457	SLU-TBM	NonStatic	Max	-270.965	155.238	0.000	0.0000
24	0.00000	SLU-TBM	NonStatic	Min	-269.318	145.151	0.000	0.0000
24	0.15729	SLU-TBM	NonStatic	Min	-270.142	150.194	0.000	0.0000
24	0.31457	SLU-TBM	NonStatic	Min	-270.965	155.238	0.000	0.0000
24	0.00000	SLE-TBM	NonStatic	Max	-207.167	111.654	0.000	0.0000
24	0.15729	SLE-TBM	NonStatic	Max	-207.801	115.534	0.000	0.0000
24	0.31457	SLE-TBM	NonStatic	Max	-208.435	119.414	0.000	0.0000
24	0.00000	SLE-TBM	NonStatic	Min	-207.167	111.654	0.000	0.0000
24	0.15729	SLE-TBM	NonStatic	Min	-207.801	115.534	0.000	0.0000
24	0.31457	SLE-TBM	NonStatic	Min	-208.435	119.414	0.000	0.0000
25	0.00000	SLU-TBM	NonStatic	Max	-264.981	103.211	0.000	0.0000
25	0.15729	SLU-TBM	NonStatic	Max	-265.571	108.288	0.000	0.0000
25	0.31457	SLU-TBM	NonStatic	Max	-266.160	113.364	0.000	0.0000
25	0.00000	SLU-TBM	NonStatic	Min	-264.981	103.211	0.000	0.0000
25	0.15729	SLU-TBM	NonStatic	Min	-265.571	108.288	0.000	0.0000
25	0.31457	SLU-TBM	NonStatic	Min	-266.160	113.364	0.000	0.0000
25	0.00000	SLE-TBM	NonStatic	Max	-203.831	79.393	0.000	0.0000
25	0.15729	SLE-TBM	NonStatic	Max	-204.285	83.298	0.000	0.0000
25	0.31457	SLE-TBM	NonStatic	Max	-204.739	87.203	0.000	0.0000
25	0.00000	SLE-TBM	NonStatic	Min	-203.831	79.393	0.000	0.0000
25	0.15729	SLE-TBM	NonStatic	Min	-204.285	83.298	0.000	0.0000
25	0.31457	SLE-TBM	NonStatic	Min	-204.739	87.203	0.000	0.0000
26	0.00000	SLU-TBM	NonStatic	Max	-262.140	60.276	0.000	0.0000
26	0.15729	SLU-TBM	NonStatic	Max	-262.494	65.374	0.000	0.0000
26	0.31457	SLU-TBM	NonStatic	Max	-262.848	70.472	0.000	0.0000
26	0.00000	SLU-TBM	NonStatic	Min	-262.140	60.276	0.000	0.0000
26	0.15729	SLU-TBM	NonStatic	Min	-262.494	65.374	0.000	0.0000

Table: Element Forces - Frames, Part 1 of 4

Frame	Station m	OutputCase	CaseType	StepType	P KN	V2 KN	V3 KN	T KN-m
26	0.31457	SLU-TBM	NonStatic	Min	-262.848	70.472	0.000	0.0000
26	0.00000	SLE-TBM	NonStatic	Max	-201.646	46.366	0.000	0.0000
26	0.15729	SLE-TBM	NonStatic	Max	-201.919	50.288	0.000	0.0000
26	0.31457	SLE-TBM	NonStatic	Max	-202.191	54.209	0.000	0.0000
26	0.00000	SLE-TBM	NonStatic	Min	-201.646	46.366	0.000	0.0000
26	0.15729	SLE-TBM	NonStatic	Min	-201.919	50.288	0.000	0.0000
26	0.31457	SLE-TBM	NonStatic	Min	-202.191	54.209	0.000	0.0000
27	0.00000	SLU-TBM	NonStatic	Max	-260.829	16.749	0.000	0.0000
27	0.15729	SLU-TBM	NonStatic	Max	-260.947	21.858	0.000	0.0000
27	0.31457	SLU-TBM	NonStatic	Max	-261.065	26.967	0.000	0.0000
27	0.00000	SLU-TBM	NonStatic	Min	-260.829	16.749	0.000	0.0000
27	0.15729	SLU-TBM	NonStatic	Min	-260.947	21.858	0.000	0.0000
27	0.31457	SLU-TBM	NonStatic	Min	-261.065	26.967	0.000	0.0000
27	0.00000	SLE-TBM	NonStatic	Max	-200.638	12.884	0.000	0.0000
27	0.15729	SLE-TBM	NonStatic	Max	-200.728	16.814	0.000	0.0000
27	0.31457	SLE-TBM	NonStatic	Max	-200.819	20.744	0.000	0.0000
27	0.00000	SLE-TBM	NonStatic	Min	-200.638	12.884	0.000	0.0000
27	0.15729	SLE-TBM	NonStatic	Min	-200.728	16.814	0.000	0.0000
27	0.31457	SLE-TBM	NonStatic	Min	-200.819	20.744	0.000	0.0000
28	0.00000	SLU-TBM	NonStatic	Max	240.930	-141.109	0.000	0.0000
28	0.15729	SLU-TBM	NonStatic	Max	236.521	-138.526	0.000	0.0000
28	0.31457	SLU-TBM	NonStatic	Max	232.111	-135.943	0.000	0.0000
28	0.00000	SLU-TBM	NonStatic	Min	240.930	-141.109	0.000	0.0000
28	0.15729	SLU-TBM	NonStatic	Min	236.521	-138.526	0.000	0.0000
28	0.31457	SLU-TBM	NonStatic	Min	232.111	-135.943	0.000	0.0000
28	0.00000	SLE-TBM	NonStatic	Max	185.331	-108.545	0.000	0.0000
28	0.15729	SLE-TBM	NonStatic	Max	181.939	-106.559	0.000	0.0000
28	0.31457	SLE-TBM	NonStatic	Max	178.547	-104.572	0.000	0.0000
28	0.00000	SLE-TBM	NonStatic	Min	185.331	-108.545	0.000	0.0000
28	0.15729	SLE-TBM	NonStatic	Min	181.939	-106.559	0.000	0.0000
28	0.31457	SLE-TBM	NonStatic	Min	178.547	-104.572	0.000	0.0000
29	0.00000	SLU-TBM	NonStatic	Max	225.576	-146.528	0.000	0.0000
29	0.15729	SLU-TBM	NonStatic	Max	221.290	-143.745	0.000	0.0000
29	0.31457	SLU-TBM	NonStatic	Max	217.005	-140.961	0.000	0.0000
29	0.00000	SLU-TBM	NonStatic	Min	225.576	-146.528	0.000	0.0000
29	0.15729	SLU-TBM	NonStatic	Min	221.290	-143.745	0.000	0.0000
29	0.31457	SLU-TBM	NonStatic	Min	217.005	-140.961	0.000	0.0000
29	0.00000	SLE-TBM	NonStatic	Max	173.520	-112.714	0.000	0.0000
29	0.15729	SLE-TBM	NonStatic	Max	170.223	-110.573	0.000	0.0000
29	0.31457	SLE-TBM	NonStatic	Max	166.927	-108.431	0.000	0.0000
29	0.00000	SLE-TBM	NonStatic	Min	173.520	-112.714	0.000	0.0000
29	0.15729	SLE-TBM	NonStatic	Min	170.223	-110.573	0.000	0.0000
29	0.31457	SLE-TBM	NonStatic	Min	166.927	-108.431	0.000	0.0000
30	0.00000	SLU-TBM	NonStatic	Max	210.253	-150.842	0.000	0.0000
30	0.15729	SLU-TBM	NonStatic	Max	206.101	-147.863	0.000	0.0000
30	0.31457	SLU-TBM	NonStatic	Max	201.949	-144.884	0.000	0.0000
30	0.00000	SLU-TBM	NonStatic	Min	210.253	-150.842	0.000	0.0000
30	0.15729	SLU-TBM	NonStatic	Min	206.101	-147.863	0.000	0.0000
30	0.31457	SLU-TBM	NonStatic	Min	201.949	-144.884	0.000	0.0000
30	0.00000	SLE-TBM	NonStatic	Max	161.733	-116.032	0.000	0.0000
30	0.15729	SLE-TBM	NonStatic	Max	158.539	-113.741	0.000	0.0000
30	0.31457	SLE-TBM	NonStatic	Max	155.345	-111.449	0.000	0.0000
30	0.00000	SLE-TBM	NonStatic	Min	161.733	-116.032	0.000	0.0000
30	0.15729	SLE-TBM	NonStatic	Min	158.539	-113.741	0.000	0.0000
30	0.31457	SLE-TBM	NonStatic	Min	155.345	-111.449	0.000	0.0000
31	0.00000	SLU-TBM	NonStatic	Max	195.032	-154.065	0.000	0.0000
31	0.15729	SLU-TBM	NonStatic	Max	191.022	-150.897	0.000	0.0000
31	0.31457	SLU-TBM	NonStatic	Max	187.013	-147.730	0.000	0.0000
31	0.00000	SLU-TBM	NonStatic	Min	195.032	-154.065	0.000	0.0000

Table: Element Forces - Frames, Part 1 of 4

Frame	Station m	OutputCase	CaseType	StepType	P KN	V2 KN	V3 KN	T KN-m
31	0.15729	SLU-TBM	NonStatic	Min	191.022	-150.897	0.000	0.0000
31	0.31457	SLU-TBM	NonStatic	Min	187.013	-147.730	0.000	0.0000
31	0.00000	SLE-TBM	NonStatic	Max	150.025	-118.512	0.000	0.0000
31	0.15729	SLE-TBM	NonStatic	Max	146.940	-116.075	0.000	0.0000
31	0.31457	SLE-TBM	NonStatic	Max	143.856	-113.638	0.000	0.0000
31	0.00000	SLE-TBM	NonStatic	Min	150.025	-118.512	0.000	0.0000
31	0.15729	SLE-TBM	NonStatic	Min	146.940	-116.075	0.000	0.0000
31	0.31457	SLE-TBM	NonStatic	Min	143.856	-113.638	0.000	0.0000
32	0.00000	SLU-TBM	NonStatic	Max	179.964	-157.799	0.000	0.0000
32	0.15729	SLU-TBM	NonStatic	Max	176.105	-154.449	0.000	0.0000
32	0.31457	SLU-TBM	NonStatic	Max	172.246	-151.099	0.000	0.0000
32	0.00000	SLU-TBM	NonStatic	Min	179.964	-157.799	0.000	0.0000
32	0.15729	SLU-TBM	NonStatic	Min	176.105	-154.449	0.000	0.0000
32	0.31457	SLU-TBM	NonStatic	Min	172.246	-151.099	0.000	0.0000
32	0.00000	SLE-TBM	NonStatic	Max	138.434	-121.384	0.000	0.0000
32	0.15729	SLE-TBM	NonStatic	Max	135.465	-118.807	0.000	0.0000
32	0.31457	SLE-TBM	NonStatic	Max	132.497	-116.230	0.000	0.0000
32	0.00000	SLE-TBM	NonStatic	Min	138.434	-121.384	0.000	0.0000
32	0.15729	SLE-TBM	NonStatic	Min	135.465	-118.807	0.000	0.0000
32	0.31457	SLE-TBM	NonStatic	Min	132.497	-116.230	0.000	0.0000
33	0.00000	SLU-TBM	NonStatic	Max	164.925	-166.204	0.000	0.0000
33	0.15729	SLU-TBM	NonStatic	Max	161.225	-162.679	0.000	0.0000
33	0.31457	SLU-TBM	NonStatic	Max	157.525	-159.154	0.000	0.0000
33	0.00000	SLU-TBM	NonStatic	Min	164.925	-166.204	0.000	0.0000
33	0.15729	SLU-TBM	NonStatic	Min	161.225	-162.679	0.000	0.0000
33	0.31457	SLU-TBM	NonStatic	Min	157.525	-159.154	0.000	0.0000
33	0.00000	SLE-TBM	NonStatic	Max	126.866	-127.849	0.000	0.0000
33	0.15729	SLE-TBM	NonStatic	Max	124.019	-125.137	0.000	0.0000
33	0.31457	SLE-TBM	NonStatic	Max	121.173	-122.426	0.000	0.0000
33	0.00000	SLE-TBM	NonStatic	Min	126.866	-127.849	0.000	0.0000
33	0.15729	SLE-TBM	NonStatic	Min	124.019	-125.137	0.000	0.0000
33	0.31457	SLE-TBM	NonStatic	Min	121.173	-122.426	0.000	0.0000
34	0.00000	SLU-TBM	NonStatic	Max	149.717	-179.185	0.000	0.0000
34	0.15729	SLU-TBM	NonStatic	Max	146.184	-175.493	0.000	0.0000
34	0.31457	SLU-TBM	NonStatic	Max	142.651	-171.801	0.000	0.0000
34	0.00000	SLU-TBM	NonStatic	Min	149.717	-179.185	0.000	0.0000
34	0.15729	SLU-TBM	NonStatic	Min	146.184	-175.493	0.000	0.0000
34	0.31457	SLU-TBM	NonStatic	Min	142.651	-171.801	0.000	0.0000
34	0.00000	SLE-TBM	NonStatic	Max	115.167	-137.835	0.000	0.0000
34	0.15729	SLE-TBM	NonStatic	Max	112.449	-134.995	0.000	0.0000
34	0.31457	SLE-TBM	NonStatic	Max	109.732	-132.154	0.000	0.0000
34	0.00000	SLE-TBM	NonStatic	Min	115.167	-137.835	0.000	0.0000
34	0.15729	SLE-TBM	NonStatic	Min	112.449	-134.995	0.000	0.0000
34	0.31457	SLE-TBM	NonStatic	Min	109.732	-132.154	0.000	0.0000
35	0.00000	SLU-TBM	NonStatic	Max	134.147	-196.617	0.000	0.0000
35	0.15729	SLU-TBM	NonStatic	Max	130.788	-192.765	0.000	0.0000
35	0.31457	SLU-TBM	NonStatic	Max	127.430	-188.913	0.000	0.0000
35	0.00000	SLU-TBM	NonStatic	Min	134.147	-196.617	0.000	0.0000
35	0.15729	SLU-TBM	NonStatic	Min	130.788	-192.765	0.000	0.0000
35	0.31457	SLU-TBM	NonStatic	Min	127.430	-188.913	0.000	0.0000
35	0.00000	SLE-TBM	NonStatic	Max	103.190	-151.244	0.000	0.0000
35	0.15729	SLE-TBM	NonStatic	Max	100.606	-148.281	0.000	0.0000
35	0.31457	SLE-TBM	NonStatic	Max	98.023	-145.318	0.000	0.0000
35	0.00000	SLE-TBM	NonStatic	Min	103.190	-151.244	0.000	0.0000
35	0.15729	SLE-TBM	NonStatic	Min	100.606	-148.281	0.000	0.0000
35	0.31457	SLE-TBM	NonStatic	Min	98.023	-145.318	0.000	0.0000
36	0.00000	SLU-TBM	NonStatic	Max	118.027	-218.337	0.000	0.0000
36	0.15729	SLU-TBM	NonStatic	Max	114.850	-214.335	0.000	0.0000
36	0.31457	SLU-TBM	NonStatic	Max	111.673	-210.332	0.000	0.0000

Table: Element Forces - Frames, Part 1 of 4

Frame	Station m	OutputCase	CaseType	StepType	P KN	V2 KN	V3 KN	T KN-m
36	0.00000	SLU-TBM	NonStatic	Min	118.027	-218.337	0.000	0.0000
36	0.15729	SLU-TBM	NonStatic	Min	114.850	-214.335	0.000	0.0000
36	0.31457	SLU-TBM	NonStatic	Min	111.673	-210.332	0.000	0.0000
36	0.00000	SLE-TBM	NonStatic	Max	90.790	-167.952	0.000	0.0000
36	0.15729	SLE-TBM	NonStatic	Max	88.346	-164.873	0.000	0.0000
36	0.31457	SLE-TBM	NonStatic	Max	85.902	-161.794	0.000	0.0000
36	0.00000	SLE-TBM	NonStatic	Min	90.790	-167.952	0.000	0.0000
36	0.15729	SLE-TBM	NonStatic	Min	88.346	-164.873	0.000	0.0000
36	0.31457	SLE-TBM	NonStatic	Min	85.902	-161.794	0.000	0.0000
37	0.00000	SLU-TBM	NonStatic	Max	101.177	-244.153	0.000	0.0000
37	0.15729	SLU-TBM	NonStatic	Max	98.188	-240.007	0.000	0.0000
37	0.31457	SLU-TBM	NonStatic	Max	95.200	-235.861	0.000	0.0000
37	0.00000	SLU-TBM	NonStatic	Min	101.177	-244.153	0.000	0.0000
37	0.15729	SLU-TBM	NonStatic	Min	98.188	-240.007	0.000	0.0000
37	0.31457	SLU-TBM	NonStatic	Min	95.200	-235.861	0.000	0.0000
37	0.00000	SLE-TBM	NonStatic	Max	77.828	-187.810	0.000	0.0000
37	0.15729	SLE-TBM	NonStatic	Max	75.530	-184.621	0.000	0.0000
37	0.31457	SLE-TBM	NonStatic	Max	73.231	-181.432	0.000	0.0000
37	0.00000	SLE-TBM	NonStatic	Min	77.828	-187.810	0.000	0.0000
37	0.15729	SLE-TBM	NonStatic	Min	75.530	-184.621	0.000	0.0000
37	0.31457	SLE-TBM	NonStatic	Min	73.231	-181.432	0.000	0.0000
38	0.00000	SLU-TBM	NonStatic	Max	83.425	-273.831	0.000	0.0000
38	0.15729	SLU-TBM	NonStatic	Max	80.632	-269.552	0.000	0.0000
38	0.31457	SLU-TBM	NonStatic	Max	77.839	-265.273	0.000	0.0000
38	0.00000	SLU-TBM	NonStatic	Min	83.425	-273.831	0.000	0.0000
38	0.15729	SLU-TBM	NonStatic	Min	80.632	-269.552	0.000	0.0000
38	0.31457	SLU-TBM	NonStatic	Min	77.839	-265.273	0.000	0.0000
38	0.00000	SLE-TBM	NonStatic	Max	64.173	-210.640	0.000	0.0000
38	0.15729	SLE-TBM	NonStatic	Max	62.025	-207.348	0.000	0.0000
38	0.31457	SLE-TBM	NonStatic	Max	59.876	-204.056	0.000	0.0000
38	0.00000	SLE-TBM	NonStatic	Min	64.173	-210.640	0.000	0.0000
38	0.15729	SLE-TBM	NonStatic	Min	62.025	-207.348	0.000	0.0000
38	0.31457	SLE-TBM	NonStatic	Min	59.876	-204.056	0.000	0.0000
39	0.00000	SLU-TBM	NonStatic	Max	64.613	-307.107	0.000	0.0000
39	0.15729	SLU-TBM	NonStatic	Max	62.020	-302.703	0.000	0.0000
39	0.31457	SLU-TBM	NonStatic	Max	59.428	-298.299	0.000	0.0000
39	0.00000	SLU-TBM	NonStatic	Min	64.613	-307.107	0.000	0.0000
39	0.15729	SLU-TBM	NonStatic	Min	62.020	-302.703	0.000	0.0000
39	0.31457	SLU-TBM	NonStatic	Min	59.428	-298.299	0.000	0.0000
39	0.00000	SLE-TBM	NonStatic	Max	49.702	-236.236	0.000	0.0000
39	0.15729	SLE-TBM	NonStatic	Max	47.708	-232.848	0.000	0.0000
39	0.31457	SLE-TBM	NonStatic	Max	45.714	-229.461	0.000	0.0000
39	0.00000	SLE-TBM	NonStatic	Min	49.702	-236.236	0.000	0.0000
39	0.15729	SLE-TBM	NonStatic	Min	47.708	-232.848	0.000	0.0000
39	0.31457	SLE-TBM	NonStatic	Min	45.714	-229.461	0.000	0.0000
40	0.00000	SLU-TBM	NonStatic	Max	44.591	-343.673	0.000	0.0000
40	0.15729	SLU-TBM	NonStatic	Max	42.205	-339.154	0.000	0.0000
40	0.31457	SLU-TBM	NonStatic	Max	39.819	-334.635	0.000	0.0000
40	0.00000	SLU-TBM	NonStatic	Min	44.591	-343.673	0.000	0.0000
40	0.15729	SLU-TBM	NonStatic	Min	42.205	-339.154	0.000	0.0000
40	0.31457	SLU-TBM	NonStatic	Min	39.819	-334.635	0.000	0.0000
40	0.00000	SLE-TBM	NonStatic	Max	34.301	-264.364	0.000	0.0000
40	0.15729	SLE-TBM	NonStatic	Max	32.465	-260.888	0.000	0.0000
40	0.31457	SLE-TBM	NonStatic	Max	30.630	-257.411	0.000	0.0000
40	0.00000	SLE-TBM	NonStatic	Min	34.301	-264.364	0.000	0.0000
40	0.15729	SLE-TBM	NonStatic	Min	32.465	-260.888	0.000	0.0000
40	0.31457	SLE-TBM	NonStatic	Min	30.630	-257.411	0.000	0.0000
41	0.00000	SLU-TBM	NonStatic	Max	-299.755	292.348	0.000	0.0000
41	0.12642	SLU-TBM	NonStatic	Max	-301.134	296.217	0.000	0.0000

Table: Element Forces - Frames, Part 1 of 4

Frame	Station m	OutputCase	CaseType	StepType	P KN	V2 KN	V3 KN	T KN-m
41	0.25284	SLU-TBM	NonStatic	Max	-302.513	300.086	0.000	0.0000
41	0.00000	SLU-TBM	NonStatic	Min	-299.755	292.348	0.000	0.0000
41	0.12642	SLU-TBM	NonStatic	Min	-301.134	296.217	0.000	0.0000
41	0.25284	SLU-TBM	NonStatic	Min	-302.513	300.086	0.000	0.0000
41	0.00000	SLE-TBM	NonStatic	Max	-230.581	224.883	0.000	0.0000
41	0.12642	SLE-TBM	NonStatic	Max	-231.642	227.859	0.000	0.0000
41	0.25284	SLE-TBM	NonStatic	Max	-232.703	230.835	0.000	0.0000
41	0.00000	SLE-TBM	NonStatic	Min	-230.581	224.883	0.000	0.0000
41	0.12642	SLE-TBM	NonStatic	Min	-231.642	227.859	0.000	0.0000
41	0.25284	SLE-TBM	NonStatic	Min	-232.703	230.835	0.000	0.0000
42	0.00000	SLU-TBM	NonStatic	Max	-290.684	260.849	0.000	0.0000
42	0.15729	SLU-TBM	NonStatic	Max	-292.198	265.730	0.000	0.0000
42	0.31457	SLU-TBM	NonStatic	Max	-293.712	270.611	0.000	0.0000
42	0.00000	SLU-TBM	NonStatic	Min	-290.684	260.849	0.000	0.0000
42	0.15729	SLU-TBM	NonStatic	Min	-292.198	265.730	0.000	0.0000
42	0.31457	SLU-TBM	NonStatic	Min	-293.712	270.611	0.000	0.0000
42	0.00000	SLE-TBM	NonStatic	Max	-223.603	200.653	0.000	0.0000
42	0.15729	SLE-TBM	NonStatic	Max	-224.768	204.408	0.000	0.0000
42	0.31457	SLE-TBM	NonStatic	Max	-225.932	208.162	0.000	0.0000
42	0.00000	SLE-TBM	NonStatic	Min	-223.603	200.653	0.000	0.0000
42	0.15729	SLE-TBM	NonStatic	Min	-224.768	204.408	0.000	0.0000
42	0.31457	SLE-TBM	NonStatic	Min	-225.932	208.162	0.000	0.0000
43	0.00000	SLU-TBM	NonStatic	Max	-282.249	224.392	0.000	0.0000
43	0.15729	SLU-TBM	NonStatic	Max	-283.536	229.338	0.000	0.0000
43	0.31457	SLU-TBM	NonStatic	Max	-284.822	234.283	0.000	0.0000
43	0.00000	SLU-TBM	NonStatic	Min	-282.249	224.392	0.000	0.0000
43	0.15729	SLU-TBM	NonStatic	Min	-283.536	229.338	0.000	0.0000
43	0.31457	SLU-TBM	NonStatic	Min	-284.822	234.283	0.000	0.0000
43	0.00000	SLE-TBM	NonStatic	Max	-217.115	172.609	0.000	0.0000
43	0.15729	SLE-TBM	NonStatic	Max	-218.104	176.414	0.000	0.0000
43	0.31457	SLE-TBM	NonStatic	Max	-219.094	180.218	0.000	0.0000
43	0.00000	SLE-TBM	NonStatic	Min	-217.115	172.609	0.000	0.0000
43	0.15729	SLE-TBM	NonStatic	Min	-218.104	176.414	0.000	0.0000
43	0.31457	SLE-TBM	NonStatic	Min	-219.094	180.218	0.000	0.0000
44	0.00000	SLU-TBM	NonStatic	Max	-275.097	185.683	0.000	0.0000
44	0.15729	SLU-TBM	NonStatic	Max	-276.154	190.683	0.000	0.0000
44	0.31457	SLU-TBM	NonStatic	Max	-277.210	195.683	0.000	0.0000
44	0.00000	SLU-TBM	NonStatic	Min	-275.097	185.683	0.000	0.0000
44	0.15729	SLU-TBM	NonStatic	Min	-276.154	190.683	0.000	0.0000
44	0.31457	SLU-TBM	NonStatic	Min	-277.210	195.683	0.000	0.0000
44	0.00000	SLE-TBM	NonStatic	Max	-211.613	142.833	0.000	0.0000
44	0.15729	SLE-TBM	NonStatic	Max	-212.426	146.680	0.000	0.0000
44	0.31457	SLE-TBM	NonStatic	Max	-213.238	150.526	0.000	0.0000
44	0.00000	SLE-TBM	NonStatic	Min	-211.613	142.833	0.000	0.0000
44	0.15729	SLE-TBM	NonStatic	Min	-212.426	146.680	0.000	0.0000
44	0.31457	SLE-TBM	NonStatic	Min	-213.238	150.526	0.000	0.0000
45	0.00000	SLU-TBM	NonStatic	Max	-269.318	145.151	0.000	0.0000
45	0.15729	SLU-TBM	NonStatic	Max	-270.142	150.194	0.000	0.0000
45	0.31457	SLU-TBM	NonStatic	Max	-270.965	155.238	0.000	0.0000
45	0.00000	SLU-TBM	NonStatic	Min	-269.318	145.151	0.000	0.0000
45	0.15729	SLU-TBM	NonStatic	Min	-270.142	150.194	0.000	0.0000
45	0.31457	SLU-TBM	NonStatic	Min	-270.965	155.238	0.000	0.0000
45	0.00000	SLE-TBM	NonStatic	Max	-207.167	111.654	0.000	0.0000
45	0.15729	SLE-TBM	NonStatic	Max	-207.801	115.534	0.000	0.0000
45	0.31457	SLE-TBM	NonStatic	Max	-208.435	119.414	0.000	0.0000
45	0.00000	SLE-TBM	NonStatic	Min	-207.167	111.654	0.000	0.0000
45	0.15729	SLE-TBM	NonStatic	Min	-207.801	115.534	0.000	0.0000
45	0.31457	SLE-TBM	NonStatic	Min	-208.435	119.414	0.000	0.0000
46	0.00000	SLU-TBM	NonStatic	Max	-264.981	103.211	0.000	0.0000

Table: Element Forces - Frames, Part 1 of 4

Frame	Station m	OutputCase	CaseType	StepType	P KN	V2 KN	V3 KN	T KN-m
46	0.15729	SLU-TBM	NonStatic	Max	-265.571	108.288	0.000	0.0000
46	0.31457	SLU-TBM	NonStatic	Max	-266.160	113.364	0.000	0.0000
46	0.00000	SLU-TBM	NonStatic	Min	-264.981	103.211	0.000	0.0000
46	0.15729	SLU-TBM	NonStatic	Min	-265.571	108.288	0.000	0.0000
46	0.31457	SLU-TBM	NonStatic	Min	-266.160	113.364	0.000	0.0000
46	0.00000	SLE-TBM	NonStatic	Max	-203.831	79.393	0.000	0.0000
46	0.15729	SLE-TBM	NonStatic	Max	-204.285	83.298	0.000	0.0000
46	0.31457	SLE-TBM	NonStatic	Max	-204.739	87.203	0.000	0.0000
46	0.00000	SLE-TBM	NonStatic	Min	-203.831	79.393	0.000	0.0000
46	0.15729	SLE-TBM	NonStatic	Min	-204.285	83.298	0.000	0.0000
46	0.31457	SLE-TBM	NonStatic	Min	-204.739	87.203	0.000	0.0000
47	0.00000	SLU-TBM	NonStatic	Max	-262.140	60.276	0.000	0.0000
47	0.15729	SLU-TBM	NonStatic	Max	-262.494	65.374	0.000	0.0000
47	0.31457	SLU-TBM	NonStatic	Max	-262.848	70.472	0.000	0.0000
47	0.00000	SLU-TBM	NonStatic	Min	-262.140	60.276	0.000	0.0000
47	0.15729	SLU-TBM	NonStatic	Min	-262.494	65.374	0.000	0.0000
47	0.31457	SLU-TBM	NonStatic	Min	-262.848	70.472	0.000	0.0000
47	0.00000	SLE-TBM	NonStatic	Max	-201.646	46.366	0.000	0.0000
47	0.15729	SLE-TBM	NonStatic	Max	-201.919	50.288	0.000	0.0000
47	0.31457	SLE-TBM	NonStatic	Max	-202.191	54.209	0.000	0.0000
47	0.00000	SLE-TBM	NonStatic	Min	-201.646	46.366	0.000	0.0000
47	0.15729	SLE-TBM	NonStatic	Min	-201.919	50.288	0.000	0.0000
47	0.31457	SLE-TBM	NonStatic	Min	-202.191	54.209	0.000	0.0000
48	0.00000	SLU-TBM	NonStatic	Max	-260.829	16.749	0.000	0.0000
48	0.15729	SLU-TBM	NonStatic	Max	-260.947	21.858	0.000	0.0000
48	0.31457	SLU-TBM	NonStatic	Max	-261.065	26.967	0.000	0.0000
48	0.00000	SLU-TBM	NonStatic	Min	-260.829	16.749	0.000	0.0000
48	0.15729	SLU-TBM	NonStatic	Min	-260.947	21.858	0.000	0.0000
48	0.31457	SLU-TBM	NonStatic	Min	-261.065	26.967	0.000	0.0000
48	0.00000	SLE-TBM	NonStatic	Max	-200.638	12.884	0.000	0.0000
48	0.15729	SLE-TBM	NonStatic	Max	-200.728	16.814	0.000	0.0000
48	0.31457	SLE-TBM	NonStatic	Max	-200.819	20.744	0.000	0.0000
48	0.00000	SLE-TBM	NonStatic	Min	-200.638	12.884	0.000	0.0000
48	0.15729	SLE-TBM	NonStatic	Min	-200.728	16.814	0.000	0.0000
48	0.31457	SLE-TBM	NonStatic	Min	-200.819	20.744	0.000	0.0000
49	0.00000	SLU-TBM	NonStatic	Max	0.000	0.015	0.000	0.0000
49	0.28396	SLU-TBM	NonStatic	Max	4.978E-13	13.854	0.000	0.0000
49	0.00000	SLU-TBM	NonStatic	Min	0.000	0.015	0.000	0.0000
49	0.28396	SLU-TBM	NonStatic	Min	4.978E-13	13.854	0.000	0.0000
49	0.00000	SLE-TBM	NonStatic	Max	-1.164E-10	0.012	0.000	0.0000
49	0.28396	SLE-TBM	NonStatic	Max	-1.160E-10	10.657	0.000	0.0000
49	0.00000	SLE-TBM	NonStatic	Min	-1.164E-10	0.012	0.000	0.0000
49	0.28396	SLE-TBM	NonStatic	Min	-1.160E-10	10.657	0.000	0.0000
50	0.00000	SLU-TBM	NonStatic	Max	0.000	-0.429	0.000	0.0000
50	0.28396	SLU-TBM	NonStatic	Max	4.329E-13	13.410	0.000	0.0000
50	0.00000	SLU-TBM	NonStatic	Min	0.000	-0.429	0.000	0.0000
50	0.28396	SLU-TBM	NonStatic	Min	4.329E-13	13.410	0.000	0.0000
50	0.00000	SLE-TBM	NonStatic	Max	-1.164E-10	-0.330	0.000	0.0000
50	0.28396	SLE-TBM	NonStatic	Max	-1.161E-10	10.316	0.000	0.0000
50	0.00000	SLE-TBM	NonStatic	Min	-1.164E-10	-0.330	0.000	0.0000
50	0.28396	SLE-TBM	NonStatic	Min	-1.161E-10	10.316	0.000	0.0000
51	0.00000	SLU-TBM	NonStatic	Max	0.000	-23.538	0.000	0.0000
51	0.28396	SLU-TBM	NonStatic	Max	4.761E-13	-9.699	0.000	0.0000
51	0.00000	SLU-TBM	NonStatic	Min	0.000	-23.538	0.000	0.0000
51	0.28396	SLU-TBM	NonStatic	Min	4.761E-13	-9.699	0.000	0.0000
51	0.00000	SLE-TBM	NonStatic	Max	0.000	-18.106	0.000	0.0000
51	0.28396	SLE-TBM	NonStatic	Max	3.663E-13	-7.461	0.000	0.0000
51	0.00000	SLE-TBM	NonStatic	Min	0.000	-18.106	0.000	0.0000
51	0.28396	SLE-TBM	NonStatic	Min	3.663E-13	-7.461	0.000	0.0000

Table: Element Forces - Frames, Part 1 of 4

Frame	Station m	OutputCase	CaseType	StepType	P KN	V2 KN	V3 KN	T KN-m
52	0.00000	SLU-TBM	NonStatic	Max	0.000	-69.331	0.000	0.0000
52	0.28396	SLU-TBM	NonStatic	Max	4.978E-13	-55.492	0.000	0.0000
52	0.00000	SLU-TBM	NonStatic	Min	0.000	-69.331	0.000	0.0000
52	0.28396	SLU-TBM	NonStatic	Min	4.978E-13	-55.492	0.000	0.0000
52	0.00000	SLE-TBM	NonStatic	Max	0.000	-53.331	0.000	0.0000
52	0.28396	SLE-TBM	NonStatic	Max	3.829E-13	-42.686	0.000	0.0000
52	0.00000	SLE-TBM	NonStatic	Min	0.000	-53.331	0.000	0.0000
52	0.28396	SLE-TBM	NonStatic	Min	3.829E-13	-42.686	0.000	0.0000
53	0.00000	SLU-TBM	NonStatic	Max	0.000	-137.838	0.000	0.0000
53	0.28396	SLU-TBM	NonStatic	Max	4.761E-13	-123.999	0.000	0.0000
53	0.00000	SLU-TBM	NonStatic	Min	0.000	-137.838	0.000	0.0000
53	0.28396	SLU-TBM	NonStatic	Min	4.761E-13	-123.999	0.000	0.0000
53	0.00000	SLE-TBM	NonStatic	Max	0.000	-106.029	0.000	0.0000
53	0.28396	SLE-TBM	NonStatic	Max	3.663E-13	-95.384	0.000	0.0000
53	0.00000	SLE-TBM	NonStatic	Min	0.000	-106.029	0.000	0.0000
53	0.28396	SLE-TBM	NonStatic	Min	3.663E-13	-95.384	0.000	0.0000
54	0.00000	SLU-TBM	NonStatic	Max	0.000	-229.101	0.000	0.0000
54	0.28396	SLU-TBM	NonStatic	Max	4.978E-13	-215.262	0.000	0.0000
54	0.00000	SLU-TBM	NonStatic	Min	0.000	-229.101	0.000	0.0000
54	0.28396	SLU-TBM	NonStatic	Min	4.978E-13	-215.262	0.000	0.0000
54	0.00000	SLE-TBM	NonStatic	Max	0.000	-176.232	0.000	0.0000
54	0.28396	SLE-TBM	NonStatic	Max	3.829E-13	-165.586	0.000	0.0000
54	0.00000	SLE-TBM	NonStatic	Min	0.000	-176.232	0.000	0.0000
54	0.28396	SLE-TBM	NonStatic	Min	3.829E-13	-165.586	0.000	0.0000
55	0.00000	SLU-TBM	NonStatic	Max	23.226	-383.184	0.000	0.0000
55	0.15729	SLU-TBM	NonStatic	Max	21.051	-378.560	0.000	0.0000
55	0.31457	SLU-TBM	NonStatic	Max	18.877	-373.935	0.000	0.0000
55	0.00000	SLU-TBM	NonStatic	Min	23.226	-383.184	0.000	0.0000
55	0.15729	SLU-TBM	NonStatic	Min	21.051	-378.560	0.000	0.0000
55	0.31457	SLU-TBM	NonStatic	Min	18.877	-373.935	0.000	0.0000
55	0.00000	SLE-TBM	NonStatic	Max	17.866	-294.757	0.000	0.0000
55	0.15729	SLE-TBM	NonStatic	Max	16.193	-291.200	0.000	0.0000
55	0.31457	SLE-TBM	NonStatic	Max	14.521	-287.642	0.000	0.0000
55	0.00000	SLE-TBM	NonStatic	Min	17.866	-294.757	0.000	0.0000
55	0.15729	SLE-TBM	NonStatic	Min	16.193	-291.200	0.000	0.0000
55	0.31457	SLE-TBM	NonStatic	Min	14.521	-287.642	0.000	0.0000
56	0.00000	SLU-TBM	NonStatic	Max	-1.414	-430.367	0.000	0.0000
56	0.18815	SLU-TBM	NonStatic	Max	-3.731	-424.710	0.000	0.0000
56	0.37630	SLU-TBM	NonStatic	Max	-6.048	-419.053	0.000	0.0000
56	0.00000	SLU-TBM	NonStatic	Min	-1.414	-430.367	0.000	0.0000
56	0.18815	SLU-TBM	NonStatic	Min	-3.731	-424.710	0.000	0.0000
56	0.37630	SLU-TBM	NonStatic	Min	-6.048	-419.053	0.000	0.0000
56	0.00000	SLE-TBM	NonStatic	Max	-1.088	-331.051	0.000	0.0000
56	0.18815	SLE-TBM	NonStatic	Max	-2.870	-326.700	0.000	0.0000
56	0.37630	SLE-TBM	NonStatic	Max	-4.652	-322.348	0.000	0.0000
56	0.00000	SLE-TBM	NonStatic	Min	-1.088	-331.051	0.000	0.0000
56	0.18815	SLE-TBM	NonStatic	Min	-2.870	-326.700	0.000	0.0000
56	0.37630	SLE-TBM	NonStatic	Min	-4.652	-322.348	0.000	0.0000
57	0.00000	SLU-TBM	NonStatic	Max	-1.414	-430.367	0.000	0.0000
57	0.18815	SLU-TBM	NonStatic	Max	-3.731	-424.710	0.000	0.0000
57	0.37630	SLU-TBM	NonStatic	Max	-6.048	-419.053	0.000	0.0000
57	0.00000	SLU-TBM	NonStatic	Min	-1.414	-430.367	0.000	0.0000
57	0.18815	SLU-TBM	NonStatic	Min	-3.731	-424.710	0.000	0.0000
57	0.37630	SLU-TBM	NonStatic	Min	-6.048	-419.053	0.000	0.0000
57	0.00000	SLE-TBM	NonStatic	Max	-1.088	-331.051	0.000	0.0000
57	0.18815	SLE-TBM	NonStatic	Max	-2.870	-326.700	0.000	0.0000
57	0.37630	SLE-TBM	NonStatic	Max	-4.652	-322.348	0.000	0.0000
57	0.00000	SLE-TBM	NonStatic	Min	-1.088	-331.051	0.000	0.0000
57	0.18815	SLE-TBM	NonStatic	Min	-2.870	-326.700	0.000	0.0000

Table: Element Forces - Frames, Part 1 of 4

Frame	Station m	OutputCase	CaseType	StepType	P KN	V2 KN	V3 KN	T KN-m
57	0.37630	SLE-TBM	NonStatic	Min	-4.652	-322.348	0.000	0.0000
58	0.00000	SLU-TBM	NonStatic	Max	23.226	-383.184	0.000	0.0000
58	0.15729	SLU-TBM	NonStatic	Max	21.051	-378.560	0.000	0.0000
58	0.31457	SLU-TBM	NonStatic	Max	18.877	-373.935	0.000	0.0000
58	0.00000	SLU-TBM	NonStatic	Min	23.226	-383.184	0.000	0.0000
58	0.15729	SLU-TBM	NonStatic	Min	21.051	-378.560	0.000	0.0000
58	0.31457	SLU-TBM	NonStatic	Min	18.877	-373.935	0.000	0.0000
58	0.00000	SLE-TBM	NonStatic	Max	17.866	-294.757	0.000	0.0000
58	0.15729	SLE-TBM	NonStatic	Max	16.193	-291.200	0.000	0.0000
58	0.31457	SLE-TBM	NonStatic	Max	14.521	-287.642	0.000	0.0000
58	0.00000	SLE-TBM	NonStatic	Min	17.866	-294.757	0.000	0.0000
58	0.15729	SLE-TBM	NonStatic	Min	16.193	-291.200	0.000	0.0000
58	0.31457	SLE-TBM	NonStatic	Min	14.521	-287.642	0.000	0.0000

Table: Element Forces - Frames, Part 2 of 4

Table: Element Forces - Frames, Part 2 of 4

Frame	Station m	OutputCase	StepType	M2 KN-m	M3 KN-m	S11Max KN/m2	PtS11Max	x2S11Max m
1	0.00000	SLU-TBM	Max	0.0000	-7.276E-12	1.940E-11	3	0.750000
1	0.28396	SLU-TBM	Max	0.0000	-1.9692	5.25	3	0.750000
1	0.00000	SLU-TBM	Min	0.0000	-7.276E-12	1.940E-11	3	0.750000
1	0.28396	SLU-TBM	Min	0.0000	-1.9692	5.25	3	0.750000
1	0.00000	SLE-TBM	Max	0.0000	7.276E-12	1.940E-11	1	-0.750000
1	0.28396	SLE-TBM	Max	0.0000	-1.5148	4.04	3	0.750000
1	0.00000	SLE-TBM	Min	0.0000	7.276E-12	1.940E-11	1	-0.750000
1	0.28396	SLE-TBM	Min	0.0000	-1.5148	4.04	3	0.750000
2	0.00000	SLU-TBM	Max	0.0000	-1.9692	5.25	3	0.750000
2	0.28396	SLU-TBM	Max	0.0000	-3.8123	10.17	3	0.750000
2	0.00000	SLU-TBM	Min	0.0000	-1.9692	5.25	3	0.750000
2	0.28396	SLU-TBM	Min	0.0000	-3.8123	10.17	3	0.750000
2	0.00000	SLE-TBM	Max	0.0000	-1.5148	4.04	3	0.750000
2	0.28396	SLE-TBM	Max	0.0000	-2.9325	7.82	3	0.750000
2	0.00000	SLE-TBM	Min	0.0000	-1.5148	4.04	3	0.750000
2	0.28396	SLE-TBM	Min	0.0000	-2.9325	7.82	3	0.750000
3	0.00000	SLU-TBM	Max	0.0000	-3.8123	10.17	3	0.750000
3	0.28396	SLU-TBM	Max	0.0000	0.9068	2.42	1	-0.750000
3	0.00000	SLU-TBM	Min	0.0000	-3.8123	10.17	3	0.750000
3	0.28396	SLU-TBM	Min	0.0000	0.9068	2.42	1	-0.750000
3	0.00000	SLE-TBM	Max	0.0000	-2.9325	7.82	3	0.750000
3	0.28396	SLE-TBM	Max	0.0000	0.6975	1.86	1	-0.750000
3	0.00000	SLE-TBM	Min	0.0000	-2.9325	7.82	3	0.750000
3	0.28396	SLE-TBM	Min	0.0000	0.6975	1.86	1	-0.750000
4	0.00000	SLU-TBM	Max	0.0000	0.9068	2.42	1	-0.750000
4	0.28396	SLU-TBM	Max	0.0000	18.6290	49.68	1	-0.750000
4	0.00000	SLU-TBM	Min	0.0000	0.9068	2.42	1	-0.750000
4	0.28396	SLU-TBM	Min	0.0000	18.6290	49.68	1	-0.750000
4	0.00000	SLE-TBM	Max	0.0000	0.6975	1.86	1	-0.750000
4	0.28396	SLE-TBM	Max	0.0000	14.3300	38.21	1	-0.750000
4	0.00000	SLE-TBM	Min	0.0000	0.6975	1.86	1	-0.750000
4	0.28396	SLE-TBM	Min	0.0000	14.3300	38.21	1	-0.750000
5	0.00000	SLU-TBM	Max	0.0000	18.6290	49.68	1	-0.750000
5	0.28396	SLU-TBM	Max	0.0000	55.8045	148.81	1	-0.750000
5	0.00000	SLU-TBM	Min	0.0000	18.6290	49.68	1	-0.750000
5	0.28396	SLU-TBM	Min	0.0000	55.8045	148.81	1	-0.750000
5	0.00000	SLE-TBM	Max	0.0000	14.3300	38.21	1	-0.750000
5	0.28396	SLE-TBM	Max	0.0000	42.9265	114.47	1	-0.750000
5	0.00000	SLE-TBM	Min	0.0000	14.3300	38.21	1	-0.750000

Table: Element Forces - Frames, Part 2 of 4

Frame	Station m	OutputCase	StepType	M2 KN-m	M3 KN-m	S11Max KN/m2	PtS11Max	x2S11Max m
5	0.28396	SLE-TBM	Min	0.0000	42.9265	114.47	1	-0.750000
6	0.00000	SLU-TBM	Max	0.0000	55.8045	148.81	1	-0.750000
6	0.28396	SLU-TBM	Max	0.0000	118.8951	317.05	1	-0.750000
6	0.00000	SLU-TBM	Min	0.0000	55.8045	148.81	1	-0.750000
6	0.28396	SLU-TBM	Min	0.0000	118.8951	317.05	1	-0.750000
6	0.00000	SLE-TBM	Max	0.0000	42.9265	114.47	1	-0.750000
6	0.28396	SLE-TBM	Max	0.0000	91.4577	243.89	1	-0.750000
6	0.00000	SLE-TBM	Min	0.0000	42.9265	114.47	1	-0.750000
6	0.28396	SLE-TBM	Min	0.0000	91.4577	243.89	1	-0.750000
7	0.00000	SLU-TBM	Max	0.0000	118.8951	954.30	1	-0.500000
7	0.15729	SLU-TBM	Max	0.0000	140.8866	1081.84	1	-0.500000
7	0.31457	SLU-TBM	Max	0.0000	162.4718	1206.94	1	-0.500000
7	0.00000	SLU-TBM	Min	0.0000	118.8951	954.30	1	-0.500000
7	0.15729	SLU-TBM	Min	0.0000	140.8866	1081.84	1	-0.500000
7	0.31457	SLU-TBM	Min	0.0000	162.4718	1206.94	1	-0.500000
7	0.00000	SLE-TBM	Max	0.0000	91.4577	734.08	1	-0.500000
7	0.15729	SLE-TBM	Max	0.0000	108.3743	832.18	1	-0.500000
7	0.31457	SLE-TBM	Max	0.0000	124.9783	928.42	1	-0.500000
7	0.00000	SLE-TBM	Min	0.0000	91.4577	734.08	1	-0.500000
7	0.15729	SLE-TBM	Min	0.0000	108.3743	832.18	1	-0.500000
7	0.31457	SLE-TBM	Min	0.0000	124.9783	928.42	1	-0.500000
8	0.00000	SLU-TBM	Max	0.0000	162.4718	1200.41	1	-0.500000
8	0.15729	SLU-TBM	Max	0.0000	185.2999	1333.09	1	-0.500000
8	0.31457	SLU-TBM	Max	0.0000	207.6902	1463.15	1	-0.500000
8	0.00000	SLU-TBM	Min	0.0000	162.4718	1200.41	1	-0.500000
8	0.15729	SLU-TBM	Min	0.0000	185.2999	1333.09	1	-0.500000
8	0.31457	SLU-TBM	Min	0.0000	207.6902	1463.15	1	-0.500000
8	0.00000	SLE-TBM	Max	0.0000	124.9783	923.39	1	-0.500000
8	0.15729	SLE-TBM	Max	0.0000	142.5384	1025.45	1	-0.500000
8	0.31457	SLE-TBM	Max	0.0000	159.7617	1125.50	1	-0.500000
8	0.00000	SLE-TBM	Min	0.0000	124.9783	923.39	1	-0.500000
8	0.15729	SLE-TBM	Min	0.0000	142.5384	1025.45	1	-0.500000
8	0.31457	SLE-TBM	Min	0.0000	159.7617	1125.50	1	-0.500000
9	0.00000	SLU-TBM	Max	0.0000	207.6902	1456.39	1	-0.500000
9	0.15729	SLU-TBM	Max	0.0000	231.1814	1593.19	1	-0.500000
9	0.31457	SLU-TBM	Max	0.0000	254.2041	1727.17	1	-0.500000
9	0.00000	SLU-TBM	Min	0.0000	207.6902	1456.39	1	-0.500000
9	0.15729	SLU-TBM	Min	0.0000	231.1814	1593.19	1	-0.500000
9	0.31457	SLU-TBM	Min	0.0000	254.2041	1727.17	1	-0.500000
9	0.00000	SLE-TBM	Max	0.0000	159.7617	1120.30	1	-0.500000
9	0.15729	SLE-TBM	Max	0.0000	177.8318	1225.53	1	-0.500000
9	0.31457	SLE-TBM	Max	0.0000	195.5416	1328.59	1	-0.500000
9	0.00000	SLE-TBM	Min	0.0000	159.7617	1120.30	1	-0.500000
9	0.15729	SLE-TBM	Min	0.0000	177.8318	1225.53	1	-0.500000
9	0.31457	SLE-TBM	Min	0.0000	195.5416	1328.59	1	-0.500000
10	0.00000	SLU-TBM	Max	0.0000	254.2041	1720.26	1	-0.500000
10	0.15729	SLU-TBM	Max	0.0000	278.1874	1860.15	1	-0.500000
10	0.31457	SLU-TBM	Max	0.0000	301.6725	1997.05	1	-0.500000
10	0.00000	SLU-TBM	Min	0.0000	254.2041	1720.26	1	-0.500000
10	0.15729	SLU-TBM	Min	0.0000	278.1874	1860.15	1	-0.500000
10	0.31457	SLU-TBM	Min	0.0000	301.6725	1997.05	1	-0.500000
10	0.00000	SLE-TBM	Max	0.0000	195.5416	1323.27	1	-0.500000
10	0.15729	SLE-TBM	Max	0.0000	213.9903	1430.88	1	-0.500000
10	0.31457	SLE-TBM	Max	0.0000	232.0558	1536.19	1	-0.500000
10	0.00000	SLE-TBM	Min	0.0000	195.5416	1323.27	1	-0.500000
10	0.15729	SLE-TBM	Min	0.0000	213.9903	1430.88	1	-0.500000
10	0.31457	SLE-TBM	Min	0.0000	232.0558	1536.19	1	-0.500000
11	0.00000	SLU-TBM	Max	0.0000	301.6725	1990.00	1	-0.500000
11	0.15729	SLU-TBM	Max	0.0000	326.2288	2133.48	1	-0.500000

Table: Element Forces - Frames, Part 2 of 4

Frame	Station m	OutputCase	StepType	M2 KN-m	M3 KN-m	S11Max KN/m2	PtS11Max	x2S11Max m
11	0.31457	SLU-TBM	Max	0.0000	350.2582	2273.80	1	-0.500000
11	0.00000	SLU-TBM	Min	0.0000	301.6725	1990.00	1	-0.500000
11	0.15729	SLU-TBM	Min	0.0000	326.2288	2133.48	1	-0.500000
11	0.31457	SLU-TBM	Min	0.0000	350.2582	2273.80	1	-0.500000
11	0.00000	SLE-TBM	Max	0.0000	232.0558	1530.77	1	-0.500000
11	0.15729	SLE-TBM	Max	0.0000	250.9452	1641.14	1	-0.500000
11	0.31457	SLE-TBM	Max	0.0000	269.4294	1749.07	1	-0.500000
11	0.00000	SLE-TBM	Min	0.0000	232.0558	1530.77	1	-0.500000
11	0.15729	SLE-TBM	Min	0.0000	250.9452	1641.14	1	-0.500000
11	0.31457	SLE-TBM	Min	0.0000	269.4294	1749.07	1	-0.500000
12	0.00000	SLU-TBM	Max	0.0000	350.2582	2266.47	1	-0.500000
12	0.15729	SLU-TBM	Max	0.0000	376.1227	2417.96	1	-0.500000
12	0.31457	SLU-TBM	Max	0.0000	401.4327	2566.12	1	-0.500000
12	0.00000	SLU-TBM	Min	0.0000	350.2582	2266.47	1	-0.500000
12	0.15729	SLU-TBM	Min	0.0000	376.1227	2417.96	1	-0.500000
12	0.31457	SLU-TBM	Min	0.0000	401.4327	2566.12	1	-0.500000
12	0.00000	SLE-TBM	Max	0.0000	269.4294	1743.44	1	-0.500000
12	0.15729	SLE-TBM	Max	0.0000	289.3251	1859.97	1	-0.500000
12	0.31457	SLE-TBM	Max	0.0000	308.7944	1973.94	1	-0.500000
12	0.00000	SLE-TBM	Min	0.0000	269.4294	1743.44	1	-0.500000
12	0.15729	SLE-TBM	Min	0.0000	289.3251	1859.97	1	-0.500000
12	0.31457	SLE-TBM	Min	0.0000	308.7944	1973.94	1	-0.500000
13	0.00000	SLU-TBM	Max	0.0000	401.4327	2558.31	1	-0.500000
13	0.15729	SLU-TBM	Max	0.0000	429.3259	2722.14	1	-0.500000
13	0.31457	SLU-TBM	Max	0.0000	456.6383	2882.48	1	-0.500000
13	0.00000	SLU-TBM	Min	0.0000	401.4327	2558.31	1	-0.500000
13	0.15729	SLU-TBM	Min	0.0000	429.3259	2722.14	1	-0.500000
13	0.31457	SLU-TBM	Min	0.0000	456.6383	2882.48	1	-0.500000
13	0.00000	SLE-TBM	Max	0.0000	308.7944	1967.93	1	-0.500000
13	0.15729	SLE-TBM	Max	0.0000	330.2507	2093.95	1	-0.500000
13	0.31457	SLE-TBM	Max	0.0000	351.2602	2217.29	1	-0.500000
13	0.00000	SLE-TBM	Min	0.0000	308.7944	1967.93	1	-0.500000
13	0.15729	SLE-TBM	Min	0.0000	330.2507	2093.95	1	-0.500000
13	0.31457	SLE-TBM	Min	0.0000	351.2602	2217.29	1	-0.500000
14	0.00000	SLU-TBM	Max	0.0000	456.6383	2873.98	1	-0.500000
14	0.15729	SLU-TBM	Max	0.0000	487.2606	3054.35	1	-0.500000
14	0.31457	SLU-TBM	Max	0.0000	517.2771	3231.09	1	-0.500000
14	0.00000	SLU-TBM	Min	0.0000	456.6383	2873.98	1	-0.500000
14	0.15729	SLU-TBM	Min	0.0000	487.2606	3054.35	1	-0.500000
14	0.31457	SLU-TBM	Min	0.0000	517.2771	3231.09	1	-0.500000
14	0.00000	SLE-TBM	Max	0.0000	351.2602	2210.75	1	-0.500000
14	0.15729	SLE-TBM	Max	0.0000	374.8159	2349.50	1	-0.500000
14	0.31457	SLE-TBM	Max	0.0000	397.9055	2485.46	1	-0.500000
14	0.00000	SLE-TBM	Min	0.0000	351.2602	2210.75	1	-0.500000
14	0.15729	SLE-TBM	Min	0.0000	374.8159	2349.50	1	-0.500000
14	0.31457	SLE-TBM	Min	0.0000	397.9055	2485.46	1	-0.500000
15	0.00000	SLU-TBM	Max	0.0000	517.2771	3221.69	1	-0.500000
15	0.15729	SLU-TBM	Max	0.0000	551.3040	3422.67	1	-0.500000
15	0.31457	SLU-TBM	Max	0.0000	584.7013	3619.88	1	-0.500000
15	0.00000	SLU-TBM	Min	0.0000	517.2771	3221.69	1	-0.500000
15	0.15729	SLU-TBM	Min	0.0000	551.3040	3422.67	1	-0.500000
15	0.31457	SLU-TBM	Min	0.0000	584.7013	3619.88	1	-0.500000
15	0.00000	SLE-TBM	Max	0.0000	397.9055	2478.22	1	-0.500000
15	0.15729	SLE-TBM	Max	0.0000	424.0800	2632.83	1	-0.500000
15	0.31457	SLE-TBM	Max	0.0000	449.7702	2784.52	1	-0.500000
15	0.00000	SLE-TBM	Min	0.0000	397.9055	2478.22	1	-0.500000
15	0.15729	SLE-TBM	Min	0.0000	424.0800	2632.83	1	-0.500000
15	0.31457	SLE-TBM	Min	0.0000	449.7702	2784.52	1	-0.500000
16	0.00000	SLU-TBM	Max	0.0000	584.7013	3609.38	1	-0.500000

Table: Element Forces - Frames, Part 2 of 4

Frame	Station m	OutputCase	StepType	M2 KN-m	M3 KN-m	S11Max KN/m2	PtS11Max	x2S11Max m
16	0.15729	SLU-TBM	Max	0.0000	622.7773	3834.85	1	-0.500000
16	0.31457	SLU-TBM	Max	0.0000	660.2013	4056.41	1	-0.500000
16	0.00000	SLU-TBM	Min	0.0000	584.7013	3609.38	1	-0.500000
16	0.15729	SLU-TBM	Min	0.0000	622.7773	3834.85	1	-0.500000
16	0.31457	SLU-TBM	Min	0.0000	660.2013	4056.41	1	-0.500000
16	0.00000	SLE-TBM	Max	0.0000	449.7702	2776.45	1	-0.500000
16	0.15729	SLE-TBM	Max	0.0000	479.0595	2949.89	1	-0.500000
16	0.31457	SLE-TBM	Max	0.0000	507.8472	3120.31	1	-0.500000
16	0.00000	SLE-TBM	Min	0.0000	449.7702	2776.45	1	-0.500000
16	0.15729	SLE-TBM	Min	0.0000	479.0595	2949.89	1	-0.500000
16	0.31457	SLE-TBM	Min	0.0000	507.8472	3120.31	1	-0.500000
17	0.00000	SLU-TBM	Max	0.0000	660.2013	4044.63	1	-0.500000
17	0.15729	SLU-TBM	Max	0.0000	702.9349	4298.24	1	-0.500000
17	0.31457	SLU-TBM	Max	0.0000	744.9955	4547.81	1	-0.500000
17	0.00000	SLU-TBM	Min	0.0000	660.2013	4044.63	1	-0.500000
17	0.15729	SLU-TBM	Min	0.0000	702.9349	4298.24	1	-0.500000
17	0.31457	SLU-TBM	Min	0.0000	744.9955	4547.81	1	-0.500000
17	0.00000	SLE-TBM	Max	0.0000	507.8472	3111.26	1	-0.500000
17	0.15729	SLE-TBM	Max	0.0000	540.7192	3306.34	1	-0.500000
17	0.31457	SLE-TBM	Max	0.0000	573.0734	3498.32	1	-0.500000
17	0.00000	SLE-TBM	Min	0.0000	507.8472	3111.26	1	-0.500000
17	0.15729	SLE-TBM	Min	0.0000	540.7192	3306.34	1	-0.500000
17	0.31457	SLE-TBM	Min	0.0000	573.0734	3498.32	1	-0.500000
18	0.00000	SLU-TBM	Max	0.0000	744.9955	4534.59	1	-0.500000
18	0.15729	SLU-TBM	Max	0.0000	792.9531	4819.74	1	-0.500000
18	0.31457	SLU-TBM	Max	0.0000	840.2180	5100.74	1	-0.500000
18	0.00000	SLU-TBM	Min	0.0000	744.9955	4534.59	1	-0.500000
18	0.15729	SLU-TBM	Min	0.0000	792.9531	4819.74	1	-0.500000
18	0.31457	SLU-TBM	Min	0.0000	840.2180	5100.74	1	-0.500000
18	0.00000	SLE-TBM	Max	0.0000	573.0734	3488.14	1	-0.500000
18	0.15729	SLE-TBM	Max	0.0000	609.9639	3707.49	1	-0.500000
18	0.31457	SLE-TBM	Max	0.0000	646.3215	3923.64	1	-0.500000
18	0.00000	SLE-TBM	Min	0.0000	573.0734	3488.14	1	-0.500000
18	0.15729	SLE-TBM	Min	0.0000	609.9639	3707.49	1	-0.500000
18	0.31457	SLE-TBM	Min	0.0000	646.3215	3923.64	1	-0.500000
19	0.00000	SLU-TBM	Max	0.0000	840.2180	5085.90	1	-0.500000
19	0.15729	SLU-TBM	Max	0.0000	893.9179	5405.71	1	-0.500000
19	0.31457	SLU-TBM	Max	0.0000	946.9071	5721.26	1	-0.500000
19	0.00000	SLU-TBM	Min	0.0000	840.2180	5085.90	1	-0.500000
19	0.15729	SLU-TBM	Min	0.0000	893.9179	5405.71	1	-0.500000
19	0.31457	SLU-TBM	Min	0.0000	946.9071	5721.26	1	-0.500000
19	0.00000	SLE-TBM	Max	0.0000	646.3215	3912.23	1	-0.500000
19	0.15729	SLE-TBM	Max	0.0000	687.6292	4158.24	1	-0.500000
19	0.31457	SLE-TBM	Max	0.0000	728.3901	4400.97	1	-0.500000
19	0.00000	SLE-TBM	Min	0.0000	646.3215	3912.23	1	-0.500000
19	0.15729	SLE-TBM	Min	0.0000	687.6292	4158.24	1	-0.500000
19	0.31457	SLE-TBM	Min	0.0000	728.3901	4400.97	1	-0.500000
20	0.00000	SLU-TBM	Max	0.0000	1225.8110	7055.11	1	-0.500000
20	0.12642	SLU-TBM	Max	0.0000	1188.6077	6830.51	1	-0.500000
20	0.25284	SLU-TBM	Max	0.0000	1150.9152	6602.98	1	-0.500000
20	0.00000	SLU-TBM	Min	0.0000	1225.8110	7055.11	1	-0.500000
20	0.12642	SLU-TBM	Min	0.0000	1188.6077	6830.51	1	-0.500000
20	0.25284	SLU-TBM	Min	0.0000	1150.9152	6602.98	1	-0.500000
20	0.00000	SLE-TBM	Max	0.0000	942.9315	5427.01	1	-0.500000
20	0.12642	SLE-TBM	Max	0.0000	914.3136	5254.24	1	-0.500000
20	0.25284	SLE-TBM	Max	0.0000	885.3194	5079.21	1	-0.500000
20	0.00000	SLE-TBM	Min	0.0000	942.9315	5427.01	1	-0.500000
20	0.12642	SLE-TBM	Min	0.0000	914.3136	5254.24	1	-0.500000
20	0.25284	SLE-TBM	Min	0.0000	885.3194	5079.21	1	-0.500000

Table: Element Forces - Frames, Part 2 of 4

Frame	Station m	OutputCase	StepType	M2 KN-m	M3 KN-m	S11Max KN/m2	PtS11Max	x2S11Max m
21	0.00000	SLU-TBM	Max	0.0000	1150.9152	6614.81	1	-0.500000
21	0.15729	SLU-TBM	Max	0.0000	1109.5031	6364.82	1	-0.500000
21	0.31457	SLU-TBM	Max	0.0000	1067.3233	6110.23	1	-0.500000
21	0.00000	SLU-TBM	Min	0.0000	1150.9152	6614.81	1	-0.500000
21	0.15729	SLU-TBM	Min	0.0000	1109.5031	6364.82	1	-0.500000
21	0.31457	SLU-TBM	Min	0.0000	1067.3233	6110.23	1	-0.500000
21	0.00000	SLE-TBM	Max	0.0000	885.3194	5088.31	1	-0.500000
21	0.15729	SLE-TBM	Max	0.0000	853.4640	4896.02	1	-0.500000
21	0.31457	SLE-TBM	Max	0.0000	821.0180	4700.18	1	-0.500000
21	0.00000	SLE-TBM	Min	0.0000	885.3194	5088.31	1	-0.500000
21	0.15729	SLE-TBM	Min	0.0000	853.4640	4896.02	1	-0.500000
21	0.31457	SLE-TBM	Min	0.0000	821.0180	4700.18	1	-0.500000
22	0.00000	SLU-TBM	Max	0.0000	1067.3233	6121.69	1	-0.500000
22	0.15729	SLU-TBM	Max	0.0000	1031.6404	5906.31	1	-0.500000
22	0.31457	SLU-TBM	Max	0.0000	995.1796	5686.26	1	-0.500000
22	0.00000	SLU-TBM	Min	0.0000	1067.3233	6121.69	1	-0.500000
22	0.15729	SLU-TBM	Min	0.0000	1031.6404	5906.31	1	-0.500000
22	0.31457	SLU-TBM	Min	0.0000	995.1796	5686.26	1	-0.500000
22	0.00000	SLE-TBM	Max	0.0000	821.0180	4708.99	1	-0.500000
22	0.15729	SLE-TBM	Max	0.0000	793.5696	4543.31	1	-0.500000
22	0.31457	SLE-TBM	Max	0.0000	765.5228	4374.04	1	-0.500000
22	0.00000	SLE-TBM	Min	0.0000	821.0180	4708.99	1	-0.500000
22	0.15729	SLE-TBM	Min	0.0000	793.5696	4543.31	1	-0.500000
22	0.31457	SLE-TBM	Min	0.0000	765.5228	4374.04	1	-0.500000
23	0.00000	SLU-TBM	Max	0.0000	995.1796	5695.98	1	-0.500000
23	0.15729	SLU-TBM	Max	0.0000	965.5808	5517.33	1	-0.500000
23	0.31457	SLU-TBM	Max	0.0000	935.1955	5333.96	1	-0.500000
23	0.00000	SLU-TBM	Min	0.0000	995.1796	5695.98	1	-0.500000
23	0.15729	SLU-TBM	Min	0.0000	965.5808	5517.33	1	-0.500000
23	0.31457	SLU-TBM	Min	0.0000	935.1955	5333.96	1	-0.500000
23	0.00000	SLE-TBM	Max	0.0000	765.5228	4381.52	1	-0.500000
23	0.15729	SLE-TBM	Max	0.0000	742.7544	4244.10	1	-0.500000
23	0.31457	SLE-TBM	Max	0.0000	719.3812	4103.05	1	-0.500000
23	0.00000	SLE-TBM	Min	0.0000	765.5228	4381.52	1	-0.500000
23	0.15729	SLE-TBM	Min	0.0000	742.7544	4244.10	1	-0.500000
23	0.31457	SLE-TBM	Min	0.0000	719.3812	4103.05	1	-0.500000
24	0.00000	SLU-TBM	Max	0.0000	935.1955	5341.86	1	-0.500000
24	0.15729	SLU-TBM	Max	0.0000	911.9685	5201.67	1	-0.500000
24	0.31457	SLU-TBM	Max	0.0000	887.9483	5056.72	1	-0.500000
24	0.00000	SLU-TBM	Min	0.0000	935.1955	5341.86	1	-0.500000
24	0.15729	SLU-TBM	Min	0.0000	911.9685	5201.67	1	-0.500000
24	0.31457	SLU-TBM	Min	0.0000	887.9483	5056.72	1	-0.500000
24	0.00000	SLE-TBM	Max	0.0000	719.3812	4109.12	1	-0.500000
24	0.15729	SLE-TBM	Max	0.0000	701.5143	4001.28	1	-0.500000
24	0.31457	SLE-TBM	Max	0.0000	683.0371	3889.79	1	-0.500000
24	0.00000	SLE-TBM	Min	0.0000	719.3812	4109.12	1	-0.500000
24	0.15729	SLE-TBM	Min	0.0000	701.5143	4001.28	1	-0.500000
24	0.31457	SLE-TBM	Min	0.0000	683.0371	3889.79	1	-0.500000
25	0.00000	SLU-TBM	Max	0.0000	887.9483	5062.71	1	-0.500000
25	0.15729	SLU-TBM	Max	0.0000	871.3153	4962.32	1	-0.500000
25	0.31457	SLU-TBM	Max	0.0000	853.8838	4857.14	1	-0.500000
25	0.00000	SLU-TBM	Min	0.0000	887.9483	5062.71	1	-0.500000
25	0.15729	SLU-TBM	Min	0.0000	871.3153	4962.32	1	-0.500000
25	0.31457	SLU-TBM	Min	0.0000	853.8838	4857.14	1	-0.500000
25	0.00000	SLE-TBM	Max	0.0000	683.0371	3894.39	1	-0.500000
25	0.15729	SLE-TBM	Max	0.0000	670.2425	3817.17	1	-0.500000
25	0.31457	SLE-TBM	Max	0.0000	656.8337	3736.26	1	-0.500000
25	0.00000	SLE-TBM	Min	0.0000	683.0371	3894.39	1	-0.500000
25	0.15729	SLE-TBM	Min	0.0000	670.2425	3817.17	1	-0.500000

Table: Element Forces - Frames, Part 2 of 4

Frame	Station m	OutputCase	StepType	M2 KN-m	M3 KN-m	S11Max KN/m2	PtS11Max	x2S11Max m
25	0.31457	SLE-TBM	Min	0.0000	656.8337	3736.26	1	-0.500000
26	0.00000	SLU-TBM	Max	0.0000	853.8838	4861.16	1	-0.500000
26	0.15729	SLU-TBM	Max	0.0000	844.0023	4801.52	1	-0.500000
26	0.31457	SLU-TBM	Max	0.0000	833.3189	4737.06	1	-0.500000
26	0.00000	SLU-TBM	Min	0.0000	853.8838	4861.16	1	-0.500000
26	0.15729	SLU-TBM	Min	0.0000	844.0023	4801.52	1	-0.500000
26	0.31457	SLU-TBM	Min	0.0000	833.3189	4737.06	1	-0.500000
26	0.00000	SLE-TBM	Max	0.0000	656.8337	3739.36	1	-0.500000
26	0.15729	SLE-TBM	Max	0.0000	649.2325	3693.48	1	-0.500000
26	0.31457	SLE-TBM	Max	0.0000	641.0145	3643.90	1	-0.500000
26	0.00000	SLE-TBM	Min	0.0000	656.8337	3739.36	1	-0.500000
26	0.15729	SLE-TBM	Min	0.0000	649.2325	3693.48	1	-0.500000
26	0.31457	SLE-TBM	Min	0.0000	641.0145	3643.90	1	-0.500000
27	0.00000	SLU-TBM	Max	0.0000	833.3189	4739.08	1	-0.500000
27	0.15729	SLU-TBM	Max	0.0000	830.2827	4720.75	1	-0.500000
27	0.31457	SLU-TBM	Max	0.0000	826.4429	4697.59	1	-0.500000
27	0.00000	SLU-TBM	Min	0.0000	833.3189	4739.08	1	-0.500000
27	0.15729	SLU-TBM	Min	0.0000	830.2827	4720.75	1	-0.500000
27	0.31457	SLU-TBM	Min	0.0000	826.4429	4697.59	1	-0.500000
27	0.00000	SLE-TBM	Max	0.0000	641.0145	3645.45	1	-0.500000
27	0.15729	SLE-TBM	Max	0.0000	638.6790	3631.35	1	-0.500000
27	0.31457	SLE-TBM	Max	0.0000	635.7253	3613.53	1	-0.500000
27	0.00000	SLE-TBM	Min	0.0000	641.0145	3645.45	1	-0.500000
27	0.15729	SLE-TBM	Min	0.0000	638.6790	3631.35	1	-0.500000
27	0.31457	SLE-TBM	Min	0.0000	635.7253	3613.53	1	-0.500000
28	0.00000	SLU-TBM	Max	0.0000	118.8951	954.30	1	-0.500000
28	0.15729	SLU-TBM	Max	0.0000	140.8866	1081.84	1	-0.500000
28	0.31457	SLU-TBM	Max	0.0000	162.4718	1206.94	1	-0.500000
28	0.00000	SLU-TBM	Min	0.0000	118.8951	954.30	1	-0.500000
28	0.15729	SLU-TBM	Min	0.0000	140.8866	1081.84	1	-0.500000
28	0.31457	SLU-TBM	Min	0.0000	162.4718	1206.94	1	-0.500000
28	0.00000	SLE-TBM	Max	0.0000	91.4577	734.08	1	-0.500000
28	0.15729	SLE-TBM	Max	0.0000	108.3743	832.18	1	-0.500000
28	0.31457	SLE-TBM	Max	0.0000	124.9783	928.42	1	-0.500000
28	0.00000	SLE-TBM	Min	0.0000	91.4577	734.08	1	-0.500000
28	0.15729	SLE-TBM	Min	0.0000	108.3743	832.18	1	-0.500000
28	0.31457	SLE-TBM	Min	0.0000	124.9783	928.42	1	-0.500000
29	0.00000	SLU-TBM	Max	0.0000	162.4718	1200.41	1	-0.500000
29	0.15729	SLU-TBM	Max	0.0000	185.2999	1333.09	1	-0.500000
29	0.31457	SLU-TBM	Max	0.0000	207.6902	1463.15	1	-0.500000
29	0.00000	SLU-TBM	Min	0.0000	162.4718	1200.41	1	-0.500000
29	0.15729	SLU-TBM	Min	0.0000	185.2999	1333.09	1	-0.500000
29	0.31457	SLU-TBM	Min	0.0000	207.6902	1463.15	1	-0.500000
29	0.00000	SLE-TBM	Max	0.0000	124.9783	923.39	1	-0.500000
29	0.15729	SLE-TBM	Max	0.0000	142.5384	1025.45	1	-0.500000
29	0.31457	SLE-TBM	Max	0.0000	159.7617	1125.50	1	-0.500000
29	0.00000	SLE-TBM	Min	0.0000	124.9783	923.39	1	-0.500000
29	0.15729	SLE-TBM	Min	0.0000	142.5384	1025.45	1	-0.500000
29	0.31457	SLE-TBM	Min	0.0000	159.7617	1125.50	1	-0.500000
30	0.00000	SLU-TBM	Max	0.0000	207.6902	1456.39	1	-0.500000
30	0.15729	SLU-TBM	Max	0.0000	231.1814	1593.19	1	-0.500000
30	0.31457	SLU-TBM	Max	0.0000	254.2041	1727.17	1	-0.500000
30	0.00000	SLU-TBM	Min	0.0000	207.6902	1456.39	1	-0.500000
30	0.15729	SLU-TBM	Min	0.0000	231.1814	1593.19	1	-0.500000
30	0.31457	SLU-TBM	Min	0.0000	254.2041	1727.17	1	-0.500000
30	0.00000	SLE-TBM	Max	0.0000	159.7617	1120.30	1	-0.500000
30	0.15729	SLE-TBM	Max	0.0000	177.8318	1225.53	1	-0.500000
30	0.31457	SLE-TBM	Max	0.0000	195.5416	1328.59	1	-0.500000
30	0.00000	SLE-TBM	Min	0.0000	159.7617	1120.30	1	-0.500000

Table: Element Forces - Frames, Part 2 of 4

Frame	Station m	OutputCase	StepType	M2 KN-m	M3 KN-m	S11Max KN/m2	PtS11Max	x2S11Max m
30	0.15729	SLE-TBM	Min	0.0000	177.8318	1225.53	1	-0.500000
30	0.31457	SLE-TBM	Min	0.0000	195.5416	1328.59	1	-0.500000
31	0.00000	SLU-TBM	Max	0.0000	254.2041	1720.26	1	-0.500000
31	0.15729	SLU-TBM	Max	0.0000	278.1874	1860.15	1	-0.500000
31	0.31457	SLU-TBM	Max	0.0000	301.6725	1997.05	1	-0.500000
31	0.00000	SLU-TBM	Min	0.0000	254.2041	1720.26	1	-0.500000
31	0.15729	SLU-TBM	Min	0.0000	278.1874	1860.15	1	-0.500000
31	0.31457	SLU-TBM	Min	0.0000	301.6725	1997.05	1	-0.500000
31	0.00000	SLE-TBM	Max	0.0000	195.5416	1323.27	1	-0.500000
31	0.15729	SLE-TBM	Max	0.0000	213.9903	1430.88	1	-0.500000
31	0.31457	SLE-TBM	Max	0.0000	232.0558	1536.19	1	-0.500000
31	0.00000	SLE-TBM	Min	0.0000	195.5416	1323.27	1	-0.500000
31	0.15729	SLE-TBM	Min	0.0000	213.9903	1430.88	1	-0.500000
31	0.31457	SLE-TBM	Min	0.0000	232.0558	1536.19	1	-0.500000
32	0.00000	SLU-TBM	Max	0.0000	301.6725	1990.00	1	-0.500000
32	0.15729	SLU-TBM	Max	0.0000	326.2288	2133.48	1	-0.500000
32	0.31457	SLU-TBM	Max	0.0000	350.2582	2273.80	1	-0.500000
32	0.00000	SLU-TBM	Min	0.0000	301.6725	1990.00	1	-0.500000
32	0.15729	SLU-TBM	Min	0.0000	326.2288	2133.48	1	-0.500000
32	0.31457	SLU-TBM	Min	0.0000	350.2582	2273.80	1	-0.500000
32	0.00000	SLE-TBM	Max	0.0000	232.0558	1530.77	1	-0.500000
32	0.15729	SLE-TBM	Max	0.0000	250.9452	1641.14	1	-0.500000
32	0.31457	SLE-TBM	Max	0.0000	269.4294	1749.07	1	-0.500000
32	0.00000	SLE-TBM	Min	0.0000	232.0558	1530.77	1	-0.500000
32	0.15729	SLE-TBM	Min	0.0000	250.9452	1641.14	1	-0.500000
32	0.31457	SLE-TBM	Min	0.0000	269.4294	1749.07	1	-0.500000
33	0.00000	SLU-TBM	Max	0.0000	350.2582	2266.47	1	-0.500000
33	0.15729	SLU-TBM	Max	0.0000	376.1227	2417.96	1	-0.500000
33	0.31457	SLU-TBM	Max	0.0000	401.4327	2566.12	1	-0.500000
33	0.00000	SLU-TBM	Min	0.0000	350.2582	2266.47	1	-0.500000
33	0.15729	SLU-TBM	Min	0.0000	376.1227	2417.96	1	-0.500000
33	0.31457	SLU-TBM	Min	0.0000	401.4327	2566.12	1	-0.500000
33	0.00000	SLE-TBM	Max	0.0000	269.4294	1743.44	1	-0.500000
33	0.15729	SLE-TBM	Max	0.0000	289.3251	1859.97	1	-0.500000
33	0.31457	SLE-TBM	Max	0.0000	308.7944	1973.94	1	-0.500000
33	0.00000	SLE-TBM	Min	0.0000	269.4294	1743.44	1	-0.500000
33	0.15729	SLE-TBM	Min	0.0000	289.3251	1859.97	1	-0.500000
33	0.31457	SLE-TBM	Min	0.0000	308.7944	1973.94	1	-0.500000
34	0.00000	SLU-TBM	Max	0.0000	401.4327	2558.31	1	-0.500000
34	0.15729	SLU-TBM	Max	0.0000	429.3259	2722.14	1	-0.500000
34	0.31457	SLU-TBM	Max	0.0000	456.6383	2882.48	1	-0.500000
34	0.00000	SLU-TBM	Min	0.0000	401.4327	2558.31	1	-0.500000
34	0.15729	SLU-TBM	Min	0.0000	429.3259	2722.14	1	-0.500000
34	0.31457	SLU-TBM	Min	0.0000	456.6383	2882.48	1	-0.500000
34	0.00000	SLE-TBM	Max	0.0000	308.7944	1967.93	1	-0.500000
34	0.15729	SLE-TBM	Max	0.0000	330.2507	2093.95	1	-0.500000
34	0.31457	SLE-TBM	Max	0.0000	351.2602	2217.29	1	-0.500000
34	0.00000	SLE-TBM	Min	0.0000	308.7944	1967.93	1	-0.500000
34	0.15729	SLE-TBM	Min	0.0000	330.2507	2093.95	1	-0.500000
34	0.31457	SLE-TBM	Min	0.0000	351.2602	2217.29	1	-0.500000
35	0.00000	SLU-TBM	Max	0.0000	456.6383	2873.98	1	-0.500000
35	0.15729	SLU-TBM	Max	0.0000	487.2606	3054.35	1	-0.500000
35	0.31457	SLU-TBM	Max	0.0000	517.2771	3231.09	1	-0.500000
35	0.00000	SLU-TBM	Min	0.0000	456.6383	2873.98	1	-0.500000
35	0.15729	SLU-TBM	Min	0.0000	487.2606	3054.35	1	-0.500000
35	0.31457	SLU-TBM	Min	0.0000	517.2771	3231.09	1	-0.500000
35	0.00000	SLE-TBM	Max	0.0000	351.2602	2210.75	1	-0.500000
35	0.15729	SLE-TBM	Max	0.0000	374.8159	2349.50	1	-0.500000
35	0.31457	SLE-TBM	Max	0.0000	397.9055	2485.46	1	-0.500000

Table: Element Forces - Frames, Part 2 of 4

Frame	Station m	OutputCase	StepType	M2 KN-m	M3 KN-m	S11Max KN/m2	PtS11Max	x2S11Max m
35	0.00000	SLE-TBM	Min	0.0000	351.2602	2210.75	1	-0.500000
35	0.15729	SLE-TBM	Min	0.0000	374.8159	2349.50	1	-0.500000
35	0.31457	SLE-TBM	Min	0.0000	397.9055	2485.46	1	-0.500000
36	0.00000	SLU-TBM	Max	0.0000	517.2771	3221.69	1	-0.500000
36	0.15729	SLU-TBM	Max	0.0000	551.3040	3422.67	1	-0.500000
36	0.31457	SLU-TBM	Max	0.0000	584.7013	3619.88	1	-0.500000
36	0.00000	SLU-TBM	Min	0.0000	517.2771	3221.69	1	-0.500000
36	0.15729	SLU-TBM	Min	0.0000	551.3040	3422.67	1	-0.500000
36	0.31457	SLU-TBM	Min	0.0000	584.7013	3619.88	1	-0.500000
36	0.00000	SLE-TBM	Max	0.0000	397.9055	2478.22	1	-0.500000
36	0.15729	SLE-TBM	Max	0.0000	424.0800	2632.83	1	-0.500000
36	0.31457	SLE-TBM	Max	0.0000	449.7702	2784.52	1	-0.500000
36	0.00000	SLE-TBM	Min	0.0000	397.9055	2478.22	1	-0.500000
36	0.15729	SLE-TBM	Min	0.0000	424.0800	2632.83	1	-0.500000
36	0.31457	SLE-TBM	Min	0.0000	449.7702	2784.52	1	-0.500000
37	0.00000	SLU-TBM	Max	0.0000	584.7013	3609.38	1	-0.500000
37	0.15729	SLU-TBM	Max	0.0000	622.7773	3834.85	1	-0.500000
37	0.31457	SLU-TBM	Max	0.0000	660.2013	4056.41	1	-0.500000
37	0.00000	SLU-TBM	Min	0.0000	584.7013	3609.38	1	-0.500000
37	0.15729	SLU-TBM	Min	0.0000	622.7773	3834.85	1	-0.500000
37	0.31457	SLU-TBM	Min	0.0000	660.2013	4056.41	1	-0.500000
37	0.00000	SLE-TBM	Max	0.0000	449.7702	2776.45	1	-0.500000
37	0.15729	SLE-TBM	Max	0.0000	479.0595	2949.89	1	-0.500000
37	0.31457	SLE-TBM	Max	0.0000	507.8472	3120.31	1	-0.500000
37	0.00000	SLE-TBM	Min	0.0000	449.7702	2776.45	1	-0.500000
37	0.15729	SLE-TBM	Min	0.0000	479.0595	2949.89	1	-0.500000
37	0.31457	SLE-TBM	Min	0.0000	507.8472	3120.31	1	-0.500000
38	0.00000	SLU-TBM	Max	0.0000	660.2013	4044.63	1	-0.500000
38	0.15729	SLU-TBM	Max	0.0000	702.9349	4298.24	1	-0.500000
38	0.31457	SLU-TBM	Max	0.0000	744.9955	4547.81	1	-0.500000
38	0.00000	SLU-TBM	Min	0.0000	660.2013	4044.63	1	-0.500000
38	0.15729	SLU-TBM	Min	0.0000	702.9349	4298.24	1	-0.500000
38	0.31457	SLU-TBM	Min	0.0000	744.9955	4547.81	1	-0.500000
38	0.00000	SLE-TBM	Max	0.0000	507.8472	3111.26	1	-0.500000
38	0.15729	SLE-TBM	Max	0.0000	540.7192	3306.34	1	-0.500000
38	0.31457	SLE-TBM	Max	0.0000	573.0734	3498.32	1	-0.500000
38	0.00000	SLE-TBM	Min	0.0000	507.8472	3111.26	1	-0.500000
38	0.15729	SLE-TBM	Min	0.0000	540.7192	3306.34	1	-0.500000
38	0.31457	SLE-TBM	Min	0.0000	573.0734	3498.32	1	-0.500000
39	0.00000	SLU-TBM	Max	0.0000	744.9955	4534.59	1	-0.500000
39	0.15729	SLU-TBM	Max	0.0000	792.9531	4819.74	1	-0.500000
39	0.31457	SLU-TBM	Max	0.0000	840.2180	5100.74	1	-0.500000
39	0.00000	SLU-TBM	Min	0.0000	744.9955	4534.59	1	-0.500000
39	0.15729	SLU-TBM	Min	0.0000	792.9531	4819.74	1	-0.500000
39	0.31457	SLU-TBM	Min	0.0000	840.2180	5100.74	1	-0.500000
39	0.00000	SLE-TBM	Max	0.0000	573.0734	3488.14	1	-0.500000
39	0.15729	SLE-TBM	Max	0.0000	609.9639	3707.49	1	-0.500000
39	0.31457	SLE-TBM	Max	0.0000	646.3215	3923.64	1	-0.500000
39	0.00000	SLE-TBM	Min	0.0000	573.0734	3488.14	1	-0.500000
39	0.15729	SLE-TBM	Min	0.0000	609.9639	3707.49	1	-0.500000
39	0.31457	SLE-TBM	Min	0.0000	646.3215	3923.64	1	-0.500000
40	0.00000	SLU-TBM	Max	0.0000	840.2180	5085.90	1	-0.500000
40	0.15729	SLU-TBM	Max	0.0000	893.9179	5405.71	1	-0.500000
40	0.31457	SLU-TBM	Max	0.0000	946.9071	5721.26	1	-0.500000
40	0.00000	SLU-TBM	Min	0.0000	840.2180	5085.90	1	-0.500000
40	0.15729	SLU-TBM	Min	0.0000	893.9179	5405.71	1	-0.500000
40	0.31457	SLU-TBM	Min	0.0000	946.9071	5721.26	1	-0.500000
40	0.00000	SLE-TBM	Max	0.0000	646.3215	3912.23	1	-0.500000
40	0.15729	SLE-TBM	Max	0.0000	687.6292	4158.24	1	-0.500000

Table: Element Forces - Frames, Part 2 of 4

Frame	Station m	OutputCase	StepType	M2 KN-m	M3 KN-m	S11Max KN/m2	PtS11Max	x2S11Max m
40	0.31457	SLE-TBM	Max	0.0000	728.3901	4400.97	1	-0.500000
40	0.00000	SLE-TBM	Min	0.0000	646.3215	3912.23	1	-0.500000
40	0.15729	SLE-TBM	Min	0.0000	687.6292	4158.24	1	-0.500000
40	0.31457	SLE-TBM	Min	0.0000	728.3901	4400.97	1	-0.500000
41	0.00000	SLU-TBM	Max	0.0000	1225.8110	7055.11	1	-0.500000
41	0.12642	SLU-TBM	Max	0.0000	1188.6077	6830.51	1	-0.500000
41	0.25284	SLU-TBM	Max	0.0000	1150.9152	6602.98	1	-0.500000
41	0.00000	SLU-TBM	Min	0.0000	1225.8110	7055.11	1	-0.500000
41	0.12642	SLU-TBM	Min	0.0000	1188.6077	6830.51	1	-0.500000
41	0.25284	SLU-TBM	Min	0.0000	1150.9152	6602.98	1	-0.500000
41	0.00000	SLE-TBM	Max	0.0000	942.9315	5427.01	1	-0.500000
41	0.12642	SLE-TBM	Max	0.0000	914.3136	5254.24	1	-0.500000
41	0.25284	SLE-TBM	Max	0.0000	885.3194	5079.21	1	-0.500000
41	0.00000	SLE-TBM	Min	0.0000	942.9315	5427.01	1	-0.500000
41	0.12642	SLE-TBM	Min	0.0000	914.3136	5254.24	1	-0.500000
41	0.25284	SLE-TBM	Min	0.0000	885.3194	5079.21	1	-0.500000
42	0.00000	SLU-TBM	Max	0.0000	1150.9152	6614.81	1	-0.500000
42	0.15729	SLU-TBM	Max	0.0000	1109.5031	6364.82	1	-0.500000
42	0.31457	SLU-TBM	Max	0.0000	1067.3233	6110.23	1	-0.500000
42	0.00000	SLU-TBM	Min	0.0000	1150.9152	6614.81	1	-0.500000
42	0.15729	SLU-TBM	Min	0.0000	1109.5031	6364.82	1	-0.500000
42	0.31457	SLU-TBM	Min	0.0000	1067.3233	6110.23	1	-0.500000
42	0.00000	SLE-TBM	Max	0.0000	885.3194	5088.31	1	-0.500000
42	0.15729	SLE-TBM	Max	0.0000	853.4640	4896.02	1	-0.500000
42	0.31457	SLE-TBM	Max	0.0000	821.0180	4700.18	1	-0.500000
42	0.00000	SLE-TBM	Min	0.0000	885.3194	5088.31	1	-0.500000
42	0.15729	SLE-TBM	Min	0.0000	853.4640	4896.02	1	-0.500000
42	0.31457	SLE-TBM	Min	0.0000	821.0180	4700.18	1	-0.500000
43	0.00000	SLU-TBM	Max	0.0000	1067.3233	6121.69	1	-0.500000
43	0.15729	SLU-TBM	Max	0.0000	1031.6404	5906.31	1	-0.500000
43	0.31457	SLU-TBM	Max	0.0000	995.1796	5686.26	1	-0.500000
43	0.00000	SLU-TBM	Min	0.0000	1067.3233	6121.69	1	-0.500000
43	0.15729	SLU-TBM	Min	0.0000	1031.6404	5906.31	1	-0.500000
43	0.31457	SLU-TBM	Min	0.0000	995.1796	5686.26	1	-0.500000
43	0.00000	SLE-TBM	Max	0.0000	821.0180	4708.99	1	-0.500000
43	0.15729	SLE-TBM	Max	0.0000	793.5696	4543.31	1	-0.500000
43	0.31457	SLE-TBM	Max	0.0000	765.5228	4374.04	1	-0.500000
43	0.00000	SLE-TBM	Min	0.0000	821.0180	4708.99	1	-0.500000
43	0.15729	SLE-TBM	Min	0.0000	793.5696	4543.31	1	-0.500000
43	0.31457	SLE-TBM	Min	0.0000	765.5228	4374.04	1	-0.500000
44	0.00000	SLU-TBM	Max	0.0000	995.1796	5695.98	1	-0.500000
44	0.15729	SLU-TBM	Max	0.0000	965.5808	5517.33	1	-0.500000
44	0.31457	SLU-TBM	Max	0.0000	935.1955	5333.96	1	-0.500000
44	0.00000	SLU-TBM	Min	0.0000	995.1796	5695.98	1	-0.500000
44	0.15729	SLU-TBM	Min	0.0000	965.5808	5517.33	1	-0.500000
44	0.31457	SLU-TBM	Min	0.0000	935.1955	5333.96	1	-0.500000
44	0.00000	SLE-TBM	Max	0.0000	765.5228	4381.52	1	-0.500000
44	0.15729	SLE-TBM	Max	0.0000	742.7544	4244.10	1	-0.500000
44	0.31457	SLE-TBM	Max	0.0000	719.3812	4103.05	1	-0.500000
44	0.00000	SLE-TBM	Min	0.0000	765.5228	4381.52	1	-0.500000
44	0.15729	SLE-TBM	Min	0.0000	742.7544	4244.10	1	-0.500000
44	0.31457	SLE-TBM	Min	0.0000	719.3812	4103.05	1	-0.500000
45	0.00000	SLU-TBM	Max	0.0000	935.1955	5341.86	1	-0.500000
45	0.15729	SLU-TBM	Max	0.0000	911.9685	5201.67	1	-0.500000
45	0.31457	SLU-TBM	Max	0.0000	887.9483	5056.72	1	-0.500000
45	0.00000	SLU-TBM	Min	0.0000	935.1955	5341.86	1	-0.500000
45	0.15729	SLU-TBM	Min	0.0000	911.9685	5201.67	1	-0.500000
45	0.31457	SLU-TBM	Min	0.0000	887.9483	5056.72	1	-0.500000
45	0.00000	SLE-TBM	Max	0.0000	719.3812	4109.12	1	-0.500000

Table: Element Forces - Frames, Part 2 of 4

Frame	Station m	OutputCase	StepType	M2 KN-m	M3 KN-m	S11Max KN/m2	PtS11Max	x2S11Max m
45	0.15729	SLE-TBM	Max	0.0000	701.5143	4001.28	1	-0.500000
45	0.31457	SLE-TBM	Max	0.0000	683.0371	3889.79	1	-0.500000
45	0.00000	SLE-TBM	Min	0.0000	719.3812	4109.12	1	-0.500000
45	0.15729	SLE-TBM	Min	0.0000	701.5143	4001.28	1	-0.500000
45	0.31457	SLE-TBM	Min	0.0000	683.0371	3889.79	1	-0.500000
46	0.00000	SLU-TBM	Max	0.0000	887.9483	5062.71	1	-0.500000
46	0.15729	SLU-TBM	Max	0.0000	871.3153	4962.32	1	-0.500000
46	0.31457	SLU-TBM	Max	0.0000	853.8838	4857.14	1	-0.500000
46	0.00000	SLU-TBM	Min	0.0000	887.9483	5062.71	1	-0.500000
46	0.15729	SLU-TBM	Min	0.0000	871.3153	4962.32	1	-0.500000
46	0.31457	SLU-TBM	Min	0.0000	853.8838	4857.14	1	-0.500000
46	0.00000	SLE-TBM	Max	0.0000	683.0371	3894.39	1	-0.500000
46	0.15729	SLE-TBM	Max	0.0000	670.2425	3817.17	1	-0.500000
46	0.31457	SLE-TBM	Max	0.0000	656.8337	3736.26	1	-0.500000
46	0.00000	SLE-TBM	Min	0.0000	683.0371	3894.39	1	-0.500000
46	0.15729	SLE-TBM	Min	0.0000	670.2425	3817.17	1	-0.500000
46	0.31457	SLE-TBM	Min	0.0000	656.8337	3736.26	1	-0.500000
47	0.00000	SLU-TBM	Max	0.0000	853.8838	4861.16	1	-0.500000
47	0.15729	SLU-TBM	Max	0.0000	844.0023	4801.52	1	-0.500000
47	0.31457	SLU-TBM	Max	0.0000	833.3189	4737.06	1	-0.500000
47	0.00000	SLU-TBM	Min	0.0000	853.8838	4861.16	1	-0.500000
47	0.15729	SLU-TBM	Min	0.0000	844.0023	4801.52	1	-0.500000
47	0.31457	SLU-TBM	Min	0.0000	833.3189	4737.06	1	-0.500000
47	0.00000	SLE-TBM	Max	0.0000	656.8337	3739.36	1	-0.500000
47	0.15729	SLE-TBM	Max	0.0000	649.2325	3693.48	1	-0.500000
47	0.31457	SLE-TBM	Max	0.0000	641.0145	3643.90	1	-0.500000
47	0.00000	SLE-TBM	Min	0.0000	656.8337	3739.36	1	-0.500000
47	0.15729	SLE-TBM	Min	0.0000	649.2325	3693.48	1	-0.500000
47	0.31457	SLE-TBM	Min	0.0000	641.0145	3643.90	1	-0.500000
48	0.00000	SLU-TBM	Max	0.0000	833.3189	4739.08	1	-0.500000
48	0.15729	SLU-TBM	Max	0.0000	830.2827	4720.75	1	-0.500000
48	0.31457	SLU-TBM	Max	0.0000	826.4429	4697.59	1	-0.500000
48	0.00000	SLU-TBM	Min	0.0000	833.3189	4739.08	1	-0.500000
48	0.15729	SLU-TBM	Min	0.0000	830.2827	4720.75	1	-0.500000
48	0.31457	SLU-TBM	Min	0.0000	826.4429	4697.59	1	-0.500000
48	0.00000	SLE-TBM	Max	0.0000	641.0145	3645.45	1	-0.500000
48	0.15729	SLE-TBM	Max	0.0000	638.6790	3631.35	1	-0.500000
48	0.31457	SLE-TBM	Max	0.0000	635.7253	3613.53	1	-0.500000
48	0.00000	SLE-TBM	Min	0.0000	641.0145	3645.45	1	-0.500000
48	0.15729	SLE-TBM	Min	0.0000	638.6790	3631.35	1	-0.500000
48	0.31457	SLE-TBM	Min	0.0000	635.7253	3613.53	1	-0.500000
49	0.00000	SLU-TBM	Max	0.0000	7.276E-12	1.940E-11	1	-0.750000
49	0.28396	SLU-TBM	Max	0.0000	-1.9692	5.25	3	0.750000
49	0.00000	SLU-TBM	Min	0.0000	7.276E-12	1.940E-11	1	-0.750000
49	0.28396	SLU-TBM	Min	0.0000	-1.9692	5.25	3	0.750000
49	0.00000	SLE-TBM	Max	0.0000	0.0000	-7.761E-11	0	0.000000
49	0.28396	SLE-TBM	Max	0.0000	-1.5148	4.04	3	0.750000
49	0.00000	SLE-TBM	Min	0.0000	0.0000	-7.761E-11	0	0.000000
49	0.28396	SLE-TBM	Min	0.0000	-1.5148	4.04	3	0.750000
50	0.00000	SLU-TBM	Max	0.0000	-1.9692	5.25	3	0.750000
50	0.28396	SLU-TBM	Max	0.0000	-3.8123	10.17	3	0.750000
50	0.00000	SLU-TBM	Min	0.0000	-1.9692	5.25	3	0.750000
50	0.28396	SLU-TBM	Min	0.0000	-3.8123	10.17	3	0.750000
50	0.00000	SLE-TBM	Max	0.0000	-1.5148	4.04	3	0.750000
50	0.28396	SLE-TBM	Max	0.0000	-2.9325	7.82	3	0.750000
50	0.00000	SLE-TBM	Min	0.0000	-1.5148	4.04	3	0.750000
50	0.28396	SLE-TBM	Min	0.0000	-2.9325	7.82	3	0.750000
51	0.00000	SLU-TBM	Max	0.0000	-3.8123	10.17	3	0.750000
51	0.28396	SLU-TBM	Max	0.0000	0.9068	2.42	1	-0.750000

Table: Element Forces - Frames, Part 2 of 4

Frame	Station m	OutputCase	StepType	M2 KN-m	M3 KN-m	S11Max KN/m2	PtS11Max	x2S11Max m
51	0.00000	SLU-TBM	Min	0.0000	-3.8123	10.17	3	0.750000
51	0.28396	SLU-TBM	Min	0.0000	0.9068	2.42	1	-0.750000
51	0.00000	SLE-TBM	Max	0.0000	-2.9325	7.82	3	0.750000
51	0.28396	SLE-TBM	Max	0.0000	0.6975	1.86	1	-0.750000
51	0.00000	SLE-TBM	Min	0.0000	-2.9325	7.82	3	0.750000
51	0.28396	SLE-TBM	Min	0.0000	0.6975	1.86	1	-0.750000
52	0.00000	SLU-TBM	Max	0.0000	0.9068	2.42	1	-0.750000
52	0.28396	SLU-TBM	Max	0.0000	18.6290	49.68	1	-0.750000
52	0.00000	SLU-TBM	Min	0.0000	0.9068	2.42	1	-0.750000
52	0.28396	SLU-TBM	Min	0.0000	18.6290	49.68	1	-0.750000
52	0.00000	SLE-TBM	Max	0.0000	0.6975	1.86	1	-0.750000
52	0.28396	SLE-TBM	Max	0.0000	14.3300	38.21	1	-0.750000
52	0.00000	SLE-TBM	Min	0.0000	0.6975	1.86	1	-0.750000
52	0.28396	SLE-TBM	Min	0.0000	14.3300	38.21	1	-0.750000
53	0.00000	SLU-TBM	Max	0.0000	18.6290	49.68	1	-0.750000
53	0.28396	SLU-TBM	Max	0.0000	55.8045	148.81	1	-0.750000
53	0.00000	SLU-TBM	Min	0.0000	18.6290	49.68	1	-0.750000
53	0.28396	SLU-TBM	Min	0.0000	55.8045	148.81	1	-0.750000
53	0.00000	SLE-TBM	Max	0.0000	14.3300	38.21	1	-0.750000
53	0.28396	SLE-TBM	Max	0.0000	42.9265	114.47	1	-0.750000
53	0.00000	SLE-TBM	Min	0.0000	14.3300	38.21	1	-0.750000
53	0.28396	SLE-TBM	Min	0.0000	42.9265	114.47	1	-0.750000
54	0.00000	SLU-TBM	Max	0.0000	55.8045	148.81	1	-0.750000
54	0.28396	SLU-TBM	Max	0.0000	118.8951	317.05	1	-0.750000
54	0.00000	SLU-TBM	Min	0.0000	55.8045	148.81	1	-0.750000
54	0.28396	SLU-TBM	Min	0.0000	118.8951	317.05	1	-0.750000
54	0.00000	SLE-TBM	Max	0.0000	42.9265	114.47	1	-0.750000
54	0.28396	SLE-TBM	Max	0.0000	91.4577	243.89	1	-0.750000
54	0.00000	SLE-TBM	Min	0.0000	42.9265	114.47	1	-0.750000
54	0.28396	SLE-TBM	Min	0.0000	91.4577	243.89	1	-0.750000
55	0.00000	SLU-TBM	Max	0.0000	946.9071	5704.67	1	-0.500000
55	0.15729	SLU-TBM	Max	0.0000	1006.8134	6061.93	1	-0.500000
55	0.31457	SLU-TBM	Max	0.0000	1065.9922	6414.83	1	-0.500000
55	0.00000	SLU-TBM	Min	0.0000	946.9071	5704.67	1	-0.500000
55	0.15729	SLU-TBM	Min	0.0000	1006.8134	6061.93	1	-0.500000
55	0.31457	SLU-TBM	Min	0.0000	1065.9922	6414.83	1	-0.500000
55	0.00000	SLE-TBM	Max	0.0000	728.3901	4388.21	1	-0.500000
55	0.15729	SLE-TBM	Max	0.0000	774.4718	4663.02	1	-0.500000
55	0.31457	SLE-TBM	Max	0.0000	819.9940	4934.48	1	-0.500000
55	0.00000	SLE-TBM	Min	0.0000	728.3901	4388.21	1	-0.500000
55	0.15729	SLE-TBM	Min	0.0000	774.4718	4663.02	1	-0.500000
55	0.31457	SLE-TBM	Min	0.0000	819.9940	4934.48	1	-0.500000
56	0.00000	SLU-TBM	Max	0.0000	1065.9922	6394.54	1	-0.500000
56	0.18815	SLU-TBM	Max	0.0000	1146.4338	6874.87	1	-0.500000
56	0.37630	SLU-TBM	Max	0.0000	1225.8110	7348.82	1	-0.500000
56	0.00000	SLU-TBM	Min	0.0000	1065.9922	6394.54	1	-0.500000
56	0.18815	SLU-TBM	Min	0.0000	1146.4338	6874.87	1	-0.500000
56	0.37630	SLU-TBM	Min	0.0000	1225.8110	7348.82	1	-0.500000
56	0.00000	SLE-TBM	Max	0.0000	819.9940	4918.88	1	-0.500000
56	0.18815	SLE-TBM	Max	0.0000	881.8722	5288.36	1	-0.500000
56	0.37630	SLE-TBM	Max	0.0000	942.9315	5652.94	1	-0.500000
56	0.00000	SLE-TBM	Min	0.0000	819.9940	4918.88	1	-0.500000
56	0.18815	SLE-TBM	Min	0.0000	881.8722	5288.36	1	-0.500000
56	0.37630	SLE-TBM	Min	0.0000	942.9315	5652.94	1	-0.500000
57	0.00000	SLU-TBM	Max	0.0000	1065.9922	6394.54	1	-0.500000
57	0.18815	SLU-TBM	Max	0.0000	1146.4338	6874.87	1	-0.500000
57	0.37630	SLU-TBM	Max	0.0000	1225.8110	7348.82	1	-0.500000
57	0.00000	SLU-TBM	Min	0.0000	1065.9922	6394.54	1	-0.500000
57	0.18815	SLU-TBM	Min	0.0000	1146.4338	6874.87	1	-0.500000

Table: Element Forces - Frames, Part 2 of 4

Frame	Station m	OutputCase	StepType	M2 KN-m	M3 KN-m	S11Max KN/m2	PtS11Max	x2S11Max m
57	0.37630	SLU-TBM	Min	0.0000	1225.8110	7348.82	1	-0.500000
57	0.00000	SLE-TBM	Max	0.0000	819.9940	4918.88	1	-0.500000
57	0.18815	SLE-TBM	Max	0.0000	881.8722	5288.36	1	-0.500000
57	0.37630	SLE-TBM	Max	0.0000	942.9315	5652.94	1	-0.500000
57	0.00000	SLE-TBM	Min	0.0000	819.9940	4918.88	1	-0.500000
57	0.18815	SLE-TBM	Min	0.0000	881.8722	5288.36	1	-0.500000
57	0.37630	SLE-TBM	Min	0.0000	942.9315	5652.94	1	-0.500000
58	0.00000	SLU-TBM	Max	0.0000	946.9071	5704.67	1	-0.500000
58	0.15729	SLU-TBM	Max	0.0000	1006.8134	6061.93	1	-0.500000
58	0.31457	SLU-TBM	Max	0.0000	1065.9922	6414.83	1	-0.500000
58	0.00000	SLU-TBM	Min	0.0000	946.9071	5704.67	1	-0.500000
58	0.15729	SLU-TBM	Min	0.0000	1006.8134	6061.93	1	-0.500000
58	0.31457	SLU-TBM	Min	0.0000	1065.9922	6414.83	1	-0.500000
58	0.00000	SLE-TBM	Max	0.0000	728.3901	4388.21	1	-0.500000
58	0.15729	SLE-TBM	Max	0.0000	774.4718	4663.02	1	-0.500000
58	0.31457	SLE-TBM	Max	0.0000	819.9940	4934.48	1	-0.500000
58	0.00000	SLE-TBM	Min	0.0000	728.3901	4388.21	1	-0.500000
58	0.15729	SLE-TBM	Min	0.0000	774.4718	4663.02	1	-0.500000
58	0.31457	SLE-TBM	Min	0.0000	819.9940	4934.48	1	-0.500000

Table: Element Forces - Frames, Part 3 of 4

Table: Element Forces - Frames, Part 3 of 4

Frame	Station m	OutputCase	StepType	x3S11Max m	S11Min KN/m2	PtS11Min	x2S11Min m	x3S11Min m
1	0.00000	SLU-TBM	Max	-0.500000	-1.940E-11	1	-0.750000	-0.500000
1	0.28396	SLU-TBM	Max	-0.500000	-5.25	1	-0.750000	-0.500000
1	0.00000	SLU-TBM	Min	-0.500000	-1.940E-11	1	-0.750000	-0.500000
1	0.28396	SLU-TBM	Min	-0.500000	-5.25	1	-0.750000	-0.500000
1	0.00000	SLE-TBM	Max	-0.500000	-1.940E-11	3	0.750000	-0.500000
1	0.28396	SLE-TBM	Max	-0.500000	-4.04	1	-0.750000	-0.500000
1	0.00000	SLE-TBM	Min	-0.500000	-1.940E-11	3	0.750000	-0.500000
1	0.28396	SLE-TBM	Min	-0.500000	-4.04	1	-0.750000	-0.500000
2	0.00000	SLU-TBM	Max	-0.500000	-5.25	1	-0.750000	-0.500000
2	0.28396	SLU-TBM	Max	-0.500000	-10.17	1	-0.750000	-0.500000
2	0.00000	SLU-TBM	Min	-0.500000	-5.25	1	-0.750000	-0.500000
2	0.28396	SLU-TBM	Min	-0.500000	-10.17	1	-0.750000	-0.500000
2	0.00000	SLE-TBM	Max	-0.500000	-4.04	1	-0.750000	-0.500000
2	0.28396	SLE-TBM	Max	-0.500000	-7.82	1	-0.750000	-0.500000
2	0.00000	SLE-TBM	Min	-0.500000	-4.04	1	-0.750000	-0.500000
2	0.28396	SLE-TBM	Min	-0.500000	-7.82	1	-0.750000	-0.500000
3	0.00000	SLU-TBM	Max	-0.500000	-10.17	1	-0.750000	-0.500000
3	0.28396	SLU-TBM	Max	-0.500000	-2.42	3	0.750000	-0.500000
3	0.00000	SLU-TBM	Min	-0.500000	-10.17	1	-0.750000	-0.500000
3	0.28396	SLU-TBM	Min	-0.500000	-2.42	3	0.750000	-0.500000
3	0.00000	SLE-TBM	Max	-0.500000	-7.82	1	-0.750000	-0.500000
3	0.28396	SLE-TBM	Max	-0.500000	-1.86	3	0.750000	-0.500000
3	0.00000	SLE-TBM	Min	-0.500000	-7.82	1	-0.750000	-0.500000
3	0.28396	SLE-TBM	Min	-0.500000	-1.86	3	0.750000	-0.500000
4	0.00000	SLU-TBM	Max	-0.500000	-2.42	3	0.750000	-0.500000
4	0.28396	SLU-TBM	Max	-0.500000	-49.68	3	0.750000	-0.500000
4	0.00000	SLU-TBM	Min	-0.500000	-2.42	3	0.750000	-0.500000
4	0.28396	SLU-TBM	Min	-0.500000	-49.68	3	0.750000	-0.500000
4	0.00000	SLE-TBM	Max	-0.500000	-1.86	3	0.750000	-0.500000
4	0.28396	SLE-TBM	Max	-0.500000	-38.21	3	0.750000	-0.500000
4	0.00000	SLE-TBM	Min	-0.500000	-1.86	3	0.750000	-0.500000
4	0.28396	SLE-TBM	Min	-0.500000	-38.21	3	0.750000	-0.500000
5	0.00000	SLU-TBM	Max	-0.500000	-49.68	3	0.750000	-0.500000

Table: Element Forces - Frames, Part 3 of 4

Frame	Station m	OutputCase	StepType	x3S11Max m	S11Min KN/m2	PtS11Min	x2S11Min m	x3S11Min m
5	0.28396	SLU-TBM	Max	-0.500000	-148.81	3	0.750000	-0.500000
5	0.00000	SLU-TBM	Min	-0.500000	-49.68	3	0.750000	-0.500000
5	0.28396	SLU-TBM	Min	-0.500000	-148.81	3	0.750000	-0.500000
5	0.00000	SLE-TBM	Max	-0.500000	-38.21	3	0.750000	-0.500000
5	0.28396	SLE-TBM	Max	-0.500000	-114.47	3	0.750000	-0.500000
5	0.00000	SLE-TBM	Min	-0.500000	-38.21	3	0.750000	-0.500000
5	0.28396	SLE-TBM	Min	-0.500000	-114.47	3	0.750000	-0.500000
6	0.00000	SLU-TBM	Max	-0.500000	-148.81	3	0.750000	-0.500000
6	0.28396	SLU-TBM	Max	-0.500000	-317.05	3	0.750000	-0.500000
6	0.00000	SLU-TBM	Min	-0.500000	-148.81	3	0.750000	-0.500000
6	0.28396	SLU-TBM	Min	-0.500000	-317.05	3	0.750000	-0.500000
6	0.00000	SLE-TBM	Max	-0.500000	-114.47	3	0.750000	-0.500000
6	0.28396	SLE-TBM	Max	-0.500000	-243.89	3	0.750000	-0.500000
6	0.00000	SLE-TBM	Min	-0.500000	-114.47	3	0.750000	-0.500000
6	0.28396	SLE-TBM	Min	-0.500000	-243.89	3	0.750000	-0.500000
7	0.00000	SLU-TBM	Max	-0.500000	-472.44	3	0.500000	-0.500000
7	0.15729	SLU-TBM	Max	-0.500000	-608.80	3	0.500000	-0.500000
7	0.31457	SLU-TBM	Max	-0.500000	-742.72	3	0.500000	-0.500000
7	0.00000	SLU-TBM	Min	-0.500000	-472.44	3	0.500000	-0.500000
7	0.15729	SLU-TBM	Min	-0.500000	-608.80	3	0.500000	-0.500000
7	0.31457	SLU-TBM	Min	-0.500000	-742.72	3	0.500000	-0.500000
7	0.00000	SLE-TBM	Max	-0.500000	-363.42	3	0.500000	-0.500000
7	0.15729	SLE-TBM	Max	-0.500000	-468.31	3	0.500000	-0.500000
7	0.31457	SLE-TBM	Max	-0.500000	-571.32	3	0.500000	-0.500000
7	0.00000	SLE-TBM	Min	-0.500000	-363.42	3	0.500000	-0.500000
7	0.15729	SLE-TBM	Min	-0.500000	-468.31	3	0.500000	-0.500000
7	0.31457	SLE-TBM	Min	-0.500000	-571.32	3	0.500000	-0.500000
8	0.00000	SLU-TBM	Max	-0.500000	-749.26	3	0.500000	-0.500000
8	0.15729	SLU-TBM	Max	-0.500000	-890.51	3	0.500000	-0.500000
8	0.31457	SLU-TBM	Max	-0.500000	-1029.14	3	0.500000	-0.500000
8	0.00000	SLU-TBM	Min	-0.500000	-749.26	3	0.500000	-0.500000
8	0.15729	SLU-TBM	Min	-0.500000	-890.51	3	0.500000	-0.500000
8	0.31457	SLU-TBM	Min	-0.500000	-1029.14	3	0.500000	-0.500000
8	0.00000	SLE-TBM	Max	-0.500000	-576.35	3	0.500000	-0.500000
8	0.15729	SLE-TBM	Max	-0.500000	-685.01	3	0.500000	-0.500000
8	0.31457	SLE-TBM	Max	-0.500000	-791.64	3	0.500000	-0.500000
8	0.00000	SLE-TBM	Min	-0.500000	-576.35	3	0.500000	-0.500000
8	0.15729	SLE-TBM	Min	-0.500000	-685.01	3	0.500000	-0.500000
8	0.31457	SLE-TBM	Min	-0.500000	-791.64	3	0.500000	-0.500000
9	0.00000	SLU-TBM	Max	-0.500000	-1035.89	3	0.500000	-0.500000
9	0.15729	SLU-TBM	Max	-0.500000	-1180.99	3	0.500000	-0.500000
9	0.31457	SLU-TBM	Max	-0.500000	-1323.28	3	0.500000	-0.500000
9	0.00000	SLU-TBM	Min	-0.500000	-1035.89	3	0.500000	-0.500000
9	0.15729	SLU-TBM	Min	-0.500000	-1180.99	3	0.500000	-0.500000
9	0.31457	SLU-TBM	Min	-0.500000	-1323.28	3	0.500000	-0.500000
9	0.00000	SLE-TBM	Max	-0.500000	-796.84	3	0.500000	-0.500000
9	0.15729	SLE-TBM	Max	-0.500000	-908.45	3	0.500000	-0.500000
9	0.31457	SLE-TBM	Max	-0.500000	-1017.90	3	0.500000	-0.500000
9	0.00000	SLE-TBM	Min	-0.500000	-796.84	3	0.500000	-0.500000
9	0.15729	SLE-TBM	Min	-0.500000	-908.45	3	0.500000	-0.500000
9	0.31457	SLE-TBM	Min	-0.500000	-1017.90	3	0.500000	-0.500000
10	0.00000	SLU-TBM	Max	-0.500000	-1330.19	3	0.500000	-0.500000
10	0.15729	SLU-TBM	Max	-0.500000	-1478.10	3	0.500000	-0.500000
10	0.31457	SLU-TBM	Max	-0.500000	-1623.02	3	0.500000	-0.500000
10	0.00000	SLU-TBM	Min	-0.500000	-1330.19	3	0.500000	-0.500000
10	0.15729	SLU-TBM	Min	-0.500000	-1478.10	3	0.500000	-0.500000
10	0.31457	SLU-TBM	Min	-0.500000	-1623.02	3	0.500000	-0.500000
10	0.00000	SLE-TBM	Max	-0.500000	-1023.22	3	0.500000	-0.500000
10	0.15729	SLE-TBM	Max	-0.500000	-1137.00	3	0.500000	-0.500000

Table: Element Forces - Frames, Part 3 of 4

Frame	Station m	OutputCase	StepType	x3S11Max m	S11Min KN/m2	PtS11Min	x2S11Min m	x3S11Min m
10	0.31457	SLE-TBM	Max	-0.500000	-1248.48	3	0.500000	-0.500000
10	0.00000	SLE-TBM	Min	-0.500000	-1023.22	3	0.500000	-0.500000
10	0.15729	SLE-TBM	Min	-0.500000	-1137.00	3	0.500000	-0.500000
10	0.31457	SLE-TBM	Min	-0.500000	-1248.48	3	0.500000	-0.500000
11	0.00000	SLU-TBM	Max	-0.500000	-1630.07	3	0.500000	-0.500000
11	0.15729	SLU-TBM	Max	-0.500000	-1781.27	3	0.500000	-0.500000
11	0.31457	SLU-TBM	Max	-0.500000	-1929.30	3	0.500000	-0.500000
11	0.00000	SLU-TBM	Min	-0.500000	-1630.07	3	0.500000	-0.500000
11	0.15729	SLU-TBM	Min	-0.500000	-1781.27	3	0.500000	-0.500000
11	0.31457	SLU-TBM	Min	-0.500000	-1929.30	3	0.500000	-0.500000
11	0.00000	SLE-TBM	Max	-0.500000	-1253.90	3	0.500000	-0.500000
11	0.15729	SLE-TBM	Max	-0.500000	-1370.21	3	0.500000	-0.500000
11	0.31457	SLE-TBM	Max	-0.500000	-1484.08	3	0.500000	-0.500000
11	0.00000	SLE-TBM	Min	-0.500000	-1253.90	3	0.500000	-0.500000
11	0.15729	SLE-TBM	Min	-0.500000	-1370.21	3	0.500000	-0.500000
11	0.31457	SLE-TBM	Min	-0.500000	-1484.08	3	0.500000	-0.500000
12	0.00000	SLU-TBM	Max	-0.500000	-1936.62	3	0.500000	-0.500000
12	0.15729	SLU-TBM	Max	-0.500000	-2095.51	3	0.500000	-0.500000
12	0.31457	SLU-TBM	Max	-0.500000	-2251.07	3	0.500000	-0.500000
12	0.00000	SLU-TBM	Min	-0.500000	-1936.62	3	0.500000	-0.500000
12	0.15729	SLU-TBM	Min	-0.500000	-2095.51	3	0.500000	-0.500000
12	0.31457	SLU-TBM	Min	-0.500000	-2251.07	3	0.500000	-0.500000
12	0.00000	SLE-TBM	Max	-0.500000	-1489.71	3	0.500000	-0.500000
12	0.15729	SLE-TBM	Max	-0.500000	-1611.93	3	0.500000	-0.500000
12	0.31457	SLE-TBM	Max	-0.500000	-1731.59	3	0.500000	-0.500000
12	0.00000	SLE-TBM	Min	-0.500000	-1489.71	3	0.500000	-0.500000
12	0.15729	SLE-TBM	Min	-0.500000	-1611.93	3	0.500000	-0.500000
12	0.31457	SLE-TBM	Min	-0.500000	-1731.59	3	0.500000	-0.500000
13	0.00000	SLU-TBM	Max	-0.500000	-2258.88	3	0.500000	-0.500000
13	0.15729	SLU-TBM	Max	-0.500000	-2429.77	3	0.500000	-0.500000
13	0.31457	SLU-TBM	Max	-0.500000	-2597.18	3	0.500000	-0.500000
13	0.00000	SLU-TBM	Min	-0.500000	-2258.88	3	0.500000	-0.500000
13	0.15729	SLU-TBM	Min	-0.500000	-2429.77	3	0.500000	-0.500000
13	0.31457	SLU-TBM	Min	-0.500000	-2597.18	3	0.500000	-0.500000
13	0.00000	SLE-TBM	Max	-0.500000	-1737.60	3	0.500000	-0.500000
13	0.15729	SLE-TBM	Max	-0.500000	-1869.05	3	0.500000	-0.500000
13	0.31457	SLE-TBM	Max	-0.500000	-1997.83	3	0.500000	-0.500000
13	0.00000	SLE-TBM	Min	-0.500000	-1737.60	3	0.500000	-0.500000
13	0.15729	SLE-TBM	Min	-0.500000	-1869.05	3	0.500000	-0.500000
13	0.31457	SLE-TBM	Min	-0.500000	-1997.83	3	0.500000	-0.500000
14	0.00000	SLU-TBM	Max	-0.500000	-2605.68	3	0.500000	-0.500000
14	0.15729	SLU-TBM	Max	-0.500000	-2792.78	3	0.500000	-0.500000
14	0.31457	SLU-TBM	Max	-0.500000	-2976.23	3	0.500000	-0.500000
14	0.00000	SLU-TBM	Min	-0.500000	-2605.68	3	0.500000	-0.500000
14	0.15729	SLU-TBM	Min	-0.500000	-2792.78	3	0.500000	-0.500000
14	0.31457	SLU-TBM	Min	-0.500000	-2976.23	3	0.500000	-0.500000
14	0.00000	SLE-TBM	Max	-0.500000	-2004.37	3	0.500000	-0.500000
14	0.15729	SLE-TBM	Max	-0.500000	-2148.29	3	0.500000	-0.500000
14	0.31457	SLE-TBM	Max	-0.500000	-2289.41	3	0.500000	-0.500000
14	0.00000	SLE-TBM	Min	-0.500000	-2004.37	3	0.500000	-0.500000
14	0.15729	SLE-TBM	Min	-0.500000	-2148.29	3	0.500000	-0.500000
14	0.31457	SLE-TBM	Min	-0.500000	-2289.41	3	0.500000	-0.500000
15	0.00000	SLU-TBM	Max	-0.500000	-2985.64	3	0.500000	-0.500000
15	0.15729	SLU-TBM	Max	-0.500000	-3192.97	3	0.500000	-0.500000
15	0.31457	SLU-TBM	Max	-0.500000	-3396.53	3	0.500000	-0.500000
15	0.00000	SLU-TBM	Min	-0.500000	-2985.64	3	0.500000	-0.500000
15	0.15729	SLU-TBM	Min	-0.500000	-3192.97	3	0.500000	-0.500000
15	0.31457	SLU-TBM	Min	-0.500000	-3396.53	3	0.500000	-0.500000
15	0.00000	SLE-TBM	Max	-0.500000	-2296.64	3	0.500000	-0.500000

Table: Element Forces - Frames, Part 3 of 4

Frame	Station m	OutputCase	StepType	x3S11Max m	S11Min KN/m2	PtS11Min	x2S11Min m	x3S11Min m
15	0.15729	SLE-TBM	Max	-0.500000	-2456.13	3	0.500000	-0.500000
15	0.31457	SLE-TBM	Max	-0.500000	-2612.72	3	0.500000	-0.500000
15	0.00000	SLE-TBM	Min	-0.500000	-2296.64	3	0.500000	-0.500000
15	0.15729	SLE-TBM	Min	-0.500000	-2456.13	3	0.500000	-0.500000
15	0.31457	SLE-TBM	Min	-0.500000	-2612.72	3	0.500000	-0.500000
16	0.00000	SLU-TBM	Max	-0.500000	-3407.03	3	0.500000	-0.500000
16	0.15729	SLU-TBM	Max	-0.500000	-3638.48	3	0.500000	-0.500000
16	0.31457	SLU-TBM	Max	-0.500000	-3866.01	3	0.500000	-0.500000
16	0.00000	SLU-TBM	Min	-0.500000	-3407.03	3	0.500000	-0.500000
16	0.15729	SLU-TBM	Min	-0.500000	-3638.48	3	0.500000	-0.500000
16	0.31457	SLU-TBM	Min	-0.500000	-3866.01	3	0.500000	-0.500000
16	0.00000	SLE-TBM	Max	-0.500000	-2620.79	3	0.500000	-0.500000
16	0.15729	SLE-TBM	Max	-0.500000	-2798.83	3	0.500000	-0.500000
16	0.31457	SLE-TBM	Max	-0.500000	-2973.85	3	0.500000	-0.500000
16	0.00000	SLE-TBM	Min	-0.500000	-2620.79	3	0.500000	-0.500000
16	0.15729	SLE-TBM	Min	-0.500000	-2798.83	3	0.500000	-0.500000
16	0.31457	SLE-TBM	Min	-0.500000	-2973.85	3	0.500000	-0.500000
17	0.00000	SLU-TBM	Max	-0.500000	-3877.78	3	0.500000	-0.500000
17	0.15729	SLU-TBM	Max	-0.500000	-4136.98	3	0.500000	-0.500000
17	0.31457	SLU-TBM	Max	-0.500000	-4392.13	3	0.500000	-0.500000
17	0.00000	SLU-TBM	Min	-0.500000	-3877.78	3	0.500000	-0.500000
17	0.15729	SLU-TBM	Min	-0.500000	-4136.98	3	0.500000	-0.500000
17	0.31457	SLU-TBM	Min	-0.500000	-4392.13	3	0.500000	-0.500000
17	0.00000	SLE-TBM	Max	-0.500000	-2982.91	3	0.500000	-0.500000
17	0.15729	SLE-TBM	Max	-0.500000	-3182.29	3	0.500000	-0.500000
17	0.31457	SLE-TBM	Max	-0.500000	-3378.56	3	0.500000	-0.500000
17	0.00000	SLE-TBM	Min	-0.500000	-2982.91	3	0.500000	-0.500000
17	0.15729	SLE-TBM	Min	-0.500000	-3182.29	3	0.500000	-0.500000
17	0.31457	SLE-TBM	Min	-0.500000	-3378.56	3	0.500000	-0.500000
18	0.00000	SLU-TBM	Max	-0.500000	-4405.36	3	0.500000	-0.500000
18	0.15729	SLU-TBM	Max	-0.500000	-4695.70	3	0.500000	-0.500000
18	0.31457	SLU-TBM	Max	-0.500000	-4981.88	3	0.500000	-0.500000
18	0.00000	SLU-TBM	Min	-0.500000	-4405.36	3	0.500000	-0.500000
18	0.15729	SLU-TBM	Min	-0.500000	-4695.70	3	0.500000	-0.500000
18	0.31457	SLU-TBM	Min	-0.500000	-4981.88	3	0.500000	-0.500000
18	0.00000	SLE-TBM	Max	-0.500000	-3388.74	3	0.500000	-0.500000
18	0.15729	SLE-TBM	Max	-0.500000	-3612.08	3	0.500000	-0.500000
18	0.31457	SLE-TBM	Max	-0.500000	-3832.22	3	0.500000	-0.500000
18	0.00000	SLE-TBM	Min	-0.500000	-3388.74	3	0.500000	-0.500000
18	0.15729	SLE-TBM	Min	-0.500000	-3612.08	3	0.500000	-0.500000
18	0.31457	SLE-TBM	Min	-0.500000	-3832.22	3	0.500000	-0.500000
19	0.00000	SLU-TBM	Max	-0.500000	-4996.72	3	0.500000	-0.500000
19	0.15729	SLU-TBM	Max	-0.500000	-5321.30	3	0.500000	-0.500000
19	0.31457	SLU-TBM	Max	-0.500000	-5641.62	3	0.500000	-0.500000
19	0.00000	SLU-TBM	Min	-0.500000	-4996.72	3	0.500000	-0.500000
19	0.15729	SLU-TBM	Min	-0.500000	-5321.30	3	0.500000	-0.500000
19	0.31457	SLU-TBM	Min	-0.500000	-5641.62	3	0.500000	-0.500000
19	0.00000	SLE-TBM	Max	-0.500000	-3843.63	3	0.500000	-0.500000
19	0.15729	SLE-TBM	Max	-0.500000	-4093.31	3	0.500000	-0.500000
19	0.31457	SLE-TBM	Max	-0.500000	-4339.71	3	0.500000	-0.500000
19	0.00000	SLE-TBM	Min	-0.500000	-3843.63	3	0.500000	-0.500000
19	0.15729	SLE-TBM	Min	-0.500000	-4093.31	3	0.500000	-0.500000
19	0.31457	SLE-TBM	Min	-0.500000	-4339.71	3	0.500000	-0.500000
20	0.00000	SLU-TBM	Max	-0.500000	-7654.62	3	0.500000	-0.500000
20	0.12642	SLU-TBM	Max	-0.500000	-7432.78	3	0.500000	-0.500000
20	0.25284	SLU-TBM	Max	-0.500000	-7208.00	3	0.500000	-0.500000
20	0.00000	SLU-TBM	Min	-0.500000	-7654.62	3	0.500000	-0.500000
20	0.12642	SLU-TBM	Min	-0.500000	-7432.78	3	0.500000	-0.500000
20	0.25284	SLU-TBM	Min	-0.500000	-7208.00	3	0.500000	-0.500000

Table: Element Forces - Frames, Part 3 of 4

Frame	Station m	OutputCase	StepType	x3S11Max m	S11Min KN/m2	PtS11Min	x2S11Min m	x3S11Min m
20	0.00000	SLE-TBM	Max	-0.500000	-5888.17	3	0.500000	-0.500000
20	0.12642	SLE-TBM	Max	-0.500000	-5717.52	3	0.500000	-0.500000
20	0.25284	SLE-TBM	Max	-0.500000	-5544.62	3	0.500000	-0.500000
20	0.00000	SLE-TBM	Min	-0.500000	-5888.17	3	0.500000	-0.500000
20	0.12642	SLE-TBM	Min	-0.500000	-5717.52	3	0.500000	-0.500000
20	0.25284	SLE-TBM	Min	-0.500000	-5544.62	3	0.500000	-0.500000
21	0.00000	SLU-TBM	Max	-0.500000	-7196.18	3	0.500000	-0.500000
21	0.15729	SLU-TBM	Max	-0.500000	-6949.22	3	0.500000	-0.500000
21	0.31457	SLU-TBM	Max	-0.500000	-6697.65	3	0.500000	-0.500000
21	0.00000	SLU-TBM	Min	-0.500000	-7196.18	3	0.500000	-0.500000
21	0.15729	SLU-TBM	Min	-0.500000	-6949.22	3	0.500000	-0.500000
21	0.31457	SLU-TBM	Min	-0.500000	-6697.65	3	0.500000	-0.500000
21	0.00000	SLE-TBM	Max	-0.500000	-5535.52	3	0.500000	-0.500000
21	0.15729	SLE-TBM	Max	-0.500000	-5345.55	3	0.500000	-0.500000
21	0.31457	SLE-TBM	Max	-0.500000	-5152.04	3	0.500000	-0.500000
21	0.00000	SLE-TBM	Min	-0.500000	-5535.52	3	0.500000	-0.500000
21	0.15729	SLE-TBM	Min	-0.500000	-5345.55	3	0.500000	-0.500000
21	0.31457	SLE-TBM	Min	-0.500000	-5152.04	3	0.500000	-0.500000
22	0.00000	SLU-TBM	Max	-0.500000	-6686.19	3	0.500000	-0.500000
22	0.15729	SLU-TBM	Max	-0.500000	-6473.38	3	0.500000	-0.500000
22	0.31457	SLU-TBM	Max	-0.500000	-6255.90	3	0.500000	-0.500000
22	0.00000	SLU-TBM	Min	-0.500000	-6686.19	3	0.500000	-0.500000
22	0.15729	SLU-TBM	Min	-0.500000	-6473.38	3	0.500000	-0.500000
22	0.31457	SLU-TBM	Min	-0.500000	-6255.90	3	0.500000	-0.500000
22	0.00000	SLE-TBM	Max	-0.500000	-5143.22	3	0.500000	-0.500000
22	0.15729	SLE-TBM	Max	-0.500000	-4979.52	3	0.500000	-0.500000
22	0.31457	SLE-TBM	Max	-0.500000	-4812.23	3	0.500000	-0.500000
22	0.00000	SLE-TBM	Min	-0.500000	-5143.22	3	0.500000	-0.500000
22	0.15729	SLE-TBM	Min	-0.500000	-4979.52	3	0.500000	-0.500000
22	0.31457	SLE-TBM	Min	-0.500000	-4812.23	3	0.500000	-0.500000
23	0.00000	SLU-TBM	Max	-0.500000	-6246.18	3	0.500000	-0.500000
23	0.15729	SLU-TBM	Max	-0.500000	-6069.64	3	0.500000	-0.500000
23	0.31457	SLU-TBM	Max	-0.500000	-5888.38	3	0.500000	-0.500000
23	0.00000	SLU-TBM	Min	-0.500000	-6246.18	3	0.500000	-0.500000
23	0.15729	SLU-TBM	Min	-0.500000	-6069.64	3	0.500000	-0.500000
23	0.31457	SLU-TBM	Min	-0.500000	-5888.38	3	0.500000	-0.500000
23	0.00000	SLE-TBM	Max	-0.500000	-4804.75	3	0.500000	-0.500000
23	0.15729	SLE-TBM	Max	-0.500000	-4668.95	3	0.500000	-0.500000
23	0.31457	SLE-TBM	Max	-0.500000	-4529.53	3	0.500000	-0.500000
23	0.00000	SLE-TBM	Min	-0.500000	-4804.75	3	0.500000	-0.500000
23	0.15729	SLE-TBM	Min	-0.500000	-4668.95	3	0.500000	-0.500000
23	0.31457	SLE-TBM	Min	-0.500000	-4529.53	3	0.500000	-0.500000
24	0.00000	SLU-TBM	Max	-0.500000	-5880.49	3	0.500000	-0.500000
24	0.15729	SLU-TBM	Max	-0.500000	-5741.95	3	0.500000	-0.500000
24	0.31457	SLU-TBM	Max	-0.500000	-5598.66	3	0.500000	-0.500000
24	0.00000	SLU-TBM	Min	-0.500000	-5880.49	3	0.500000	-0.500000
24	0.15729	SLU-TBM	Min	-0.500000	-5741.95	3	0.500000	-0.500000
24	0.31457	SLU-TBM	Min	-0.500000	-5598.66	3	0.500000	-0.500000
24	0.00000	SLE-TBM	Max	-0.500000	-4523.45	3	0.500000	-0.500000
24	0.15729	SLE-TBM	Max	-0.500000	-4416.89	3	0.500000	-0.500000
24	0.31457	SLE-TBM	Max	-0.500000	-4306.66	3	0.500000	-0.500000
24	0.00000	SLE-TBM	Min	-0.500000	-4523.45	3	0.500000	-0.500000
24	0.15729	SLE-TBM	Min	-0.500000	-4416.89	3	0.500000	-0.500000
24	0.31457	SLE-TBM	Min	-0.500000	-4306.66	3	0.500000	-0.500000
25	0.00000	SLU-TBM	Max	-0.500000	-5592.67	3	0.500000	-0.500000
25	0.15729	SLU-TBM	Max	-0.500000	-5493.46	3	0.500000	-0.500000
25	0.31457	SLU-TBM	Max	-0.500000	-5389.46	3	0.500000	-0.500000
25	0.00000	SLU-TBM	Min	-0.500000	-5592.67	3	0.500000	-0.500000
25	0.15729	SLU-TBM	Min	-0.500000	-5493.46	3	0.500000	-0.500000

Table: Element Forces - Frames, Part 3 of 4

Frame	Station m	OutputCase	StepType	x3S11Max m	S11Min KN/m2	PtS11Min	x2S11Min m	x3S11Min m
25	0.31457	SLU-TBM	Min	-0.500000	-5389.46	3	0.500000	-0.500000
25	0.00000	SLE-TBM	Max	-0.500000	-4302.05	3	0.500000	-0.500000
25	0.15729	SLE-TBM	Max	-0.500000	-4225.74	3	0.500000	-0.500000
25	0.31457	SLE-TBM	Max	-0.500000	-4145.74	3	0.500000	-0.500000
25	0.00000	SLE-TBM	Min	-0.500000	-4302.05	3	0.500000	-0.500000
25	0.15729	SLE-TBM	Min	-0.500000	-4225.74	3	0.500000	-0.500000
25	0.31457	SLE-TBM	Min	-0.500000	-4145.74	3	0.500000	-0.500000
26	0.00000	SLU-TBM	Max	-0.500000	-5385.44	3	0.500000	-0.500000
26	0.15729	SLU-TBM	Max	-0.500000	-5326.51	3	0.500000	-0.500000
26	0.31457	SLU-TBM	Max	-0.500000	-5262.76	3	0.500000	-0.500000
26	0.00000	SLU-TBM	Min	-0.500000	-5385.44	3	0.500000	-0.500000
26	0.15729	SLU-TBM	Min	-0.500000	-5326.51	3	0.500000	-0.500000
26	0.31457	SLU-TBM	Min	-0.500000	-5262.76	3	0.500000	-0.500000
26	0.00000	SLE-TBM	Max	-0.500000	-4142.65	3	0.500000	-0.500000
26	0.15729	SLE-TBM	Max	-0.500000	-4097.31	3	0.500000	-0.500000
26	0.31457	SLE-TBM	Max	-0.500000	-4048.28	3	0.500000	-0.500000
26	0.00000	SLE-TBM	Min	-0.500000	-4142.65	3	0.500000	-0.500000
26	0.15729	SLE-TBM	Min	-0.500000	-4097.31	3	0.500000	-0.500000
26	0.31457	SLE-TBM	Min	-0.500000	-4048.28	3	0.500000	-0.500000
27	0.00000	SLU-TBM	Max	-0.500000	-5260.74	3	0.500000	-0.500000
27	0.15729	SLU-TBM	Max	-0.500000	-5242.64	3	0.500000	-0.500000
27	0.31457	SLU-TBM	Max	-0.500000	-5219.72	3	0.500000	-0.500000
27	0.00000	SLU-TBM	Min	-0.500000	-5260.74	3	0.500000	-0.500000
27	0.15729	SLU-TBM	Min	-0.500000	-5242.64	3	0.500000	-0.500000
27	0.31457	SLU-TBM	Min	-0.500000	-5219.72	3	0.500000	-0.500000
27	0.00000	SLE-TBM	Max	-0.500000	-4046.72	3	0.500000	-0.500000
27	0.15729	SLE-TBM	Max	-0.500000	-4032.80	3	0.500000	-0.500000
27	0.31457	SLE-TBM	Max	-0.500000	-4015.17	3	0.500000	-0.500000
27	0.00000	SLE-TBM	Min	-0.500000	-4046.72	3	0.500000	-0.500000
27	0.15729	SLE-TBM	Min	-0.500000	-4032.80	3	0.500000	-0.500000
27	0.31457	SLE-TBM	Min	-0.500000	-4015.17	3	0.500000	-0.500000
28	0.00000	SLU-TBM	Max	-0.500000	-472.44	3	0.500000	-0.500000
28	0.15729	SLU-TBM	Max	-0.500000	-608.80	3	0.500000	-0.500000
28	0.31457	SLU-TBM	Max	-0.500000	-742.72	3	0.500000	-0.500000
28	0.00000	SLU-TBM	Min	-0.500000	-472.44	3	0.500000	-0.500000
28	0.15729	SLU-TBM	Min	-0.500000	-608.80	3	0.500000	-0.500000
28	0.31457	SLU-TBM	Min	-0.500000	-742.72	3	0.500000	-0.500000
28	0.00000	SLE-TBM	Max	-0.500000	-363.42	3	0.500000	-0.500000
28	0.15729	SLE-TBM	Max	-0.500000	-468.31	3	0.500000	-0.500000
28	0.31457	SLE-TBM	Max	-0.500000	-571.32	3	0.500000	-0.500000
28	0.00000	SLE-TBM	Min	-0.500000	-363.42	3	0.500000	-0.500000
28	0.15729	SLE-TBM	Min	-0.500000	-468.31	3	0.500000	-0.500000
28	0.31457	SLE-TBM	Min	-0.500000	-571.32	3	0.500000	-0.500000
29	0.00000	SLU-TBM	Max	-0.500000	-749.26	3	0.500000	-0.500000
29	0.15729	SLU-TBM	Max	-0.500000	-890.51	3	0.500000	-0.500000
29	0.31457	SLU-TBM	Max	-0.500000	-1029.14	3	0.500000	-0.500000
29	0.00000	SLU-TBM	Min	-0.500000	-749.26	3	0.500000	-0.500000
29	0.15729	SLU-TBM	Min	-0.500000	-890.51	3	0.500000	-0.500000
29	0.31457	SLU-TBM	Min	-0.500000	-1029.14	3	0.500000	-0.500000
29	0.00000	SLE-TBM	Max	-0.500000	-576.35	3	0.500000	-0.500000
29	0.15729	SLE-TBM	Max	-0.500000	-685.01	3	0.500000	-0.500000
29	0.31457	SLE-TBM	Max	-0.500000	-791.64	3	0.500000	-0.500000
29	0.00000	SLE-TBM	Min	-0.500000	-576.35	3	0.500000	-0.500000
29	0.15729	SLE-TBM	Min	-0.500000	-685.01	3	0.500000	-0.500000
29	0.31457	SLE-TBM	Min	-0.500000	-791.64	3	0.500000	-0.500000
30	0.00000	SLU-TBM	Max	-0.500000	-1035.89	3	0.500000	-0.500000
30	0.15729	SLU-TBM	Max	-0.500000	-1180.99	3	0.500000	-0.500000
30	0.31457	SLU-TBM	Max	-0.500000	-1323.28	3	0.500000	-0.500000
30	0.00000	SLU-TBM	Min	-0.500000	-1035.89	3	0.500000	-0.500000

Table: Element Forces - Frames, Part 3 of 4

Frame	Station m	OutputCase	StepType	x3S11Max m	S11Min KN/m2	PtS11Min	x2S11Min m	x3S11Min m
30	0.15729	SLU-TBM	Min	-0.500000	-1180.99	3	0.500000	-0.500000
30	0.31457	SLU-TBM	Min	-0.500000	-1323.28	3	0.500000	-0.500000
30	0.00000	SLE-TBM	Max	-0.500000	-796.84	3	0.500000	-0.500000
30	0.15729	SLE-TBM	Max	-0.500000	-908.45	3	0.500000	-0.500000
30	0.31457	SLE-TBM	Max	-0.500000	-1017.90	3	0.500000	-0.500000
30	0.00000	SLE-TBM	Min	-0.500000	-796.84	3	0.500000	-0.500000
30	0.15729	SLE-TBM	Min	-0.500000	-908.45	3	0.500000	-0.500000
30	0.31457	SLE-TBM	Min	-0.500000	-1017.90	3	0.500000	-0.500000
31	0.00000	SLU-TBM	Max	-0.500000	-1330.19	3	0.500000	-0.500000
31	0.15729	SLU-TBM	Max	-0.500000	-1478.10	3	0.500000	-0.500000
31	0.31457	SLU-TBM	Max	-0.500000	-1623.02	3	0.500000	-0.500000
31	0.00000	SLU-TBM	Min	-0.500000	-1330.19	3	0.500000	-0.500000
31	0.15729	SLU-TBM	Min	-0.500000	-1478.10	3	0.500000	-0.500000
31	0.31457	SLU-TBM	Min	-0.500000	-1623.02	3	0.500000	-0.500000
31	0.00000	SLE-TBM	Max	-0.500000	-1023.22	3	0.500000	-0.500000
31	0.15729	SLE-TBM	Max	-0.500000	-1137.00	3	0.500000	-0.500000
31	0.31457	SLE-TBM	Max	-0.500000	-1248.48	3	0.500000	-0.500000
31	0.00000	SLE-TBM	Min	-0.500000	-1023.22	3	0.500000	-0.500000
31	0.15729	SLE-TBM	Min	-0.500000	-1137.00	3	0.500000	-0.500000
31	0.31457	SLE-TBM	Min	-0.500000	-1248.48	3	0.500000	-0.500000
32	0.00000	SLU-TBM	Max	-0.500000	-1630.07	3	0.500000	-0.500000
32	0.15729	SLU-TBM	Max	-0.500000	-1781.27	3	0.500000	-0.500000
32	0.31457	SLU-TBM	Max	-0.500000	-1929.30	3	0.500000	-0.500000
32	0.00000	SLU-TBM	Min	-0.500000	-1630.07	3	0.500000	-0.500000
32	0.15729	SLU-TBM	Min	-0.500000	-1781.27	3	0.500000	-0.500000
32	0.31457	SLU-TBM	Min	-0.500000	-1929.30	3	0.500000	-0.500000
32	0.00000	SLE-TBM	Max	-0.500000	-1253.90	3	0.500000	-0.500000
32	0.15729	SLE-TBM	Max	-0.500000	-1370.21	3	0.500000	-0.500000
32	0.31457	SLE-TBM	Max	-0.500000	-1484.08	3	0.500000	-0.500000
32	0.00000	SLE-TBM	Min	-0.500000	-1253.90	3	0.500000	-0.500000
32	0.15729	SLE-TBM	Min	-0.500000	-1370.21	3	0.500000	-0.500000
32	0.31457	SLE-TBM	Min	-0.500000	-1484.08	3	0.500000	-0.500000
33	0.00000	SLU-TBM	Max	-0.500000	-1936.62	3	0.500000	-0.500000
33	0.15729	SLU-TBM	Max	-0.500000	-2095.51	3	0.500000	-0.500000
33	0.31457	SLU-TBM	Max	-0.500000	-2251.07	3	0.500000	-0.500000
33	0.00000	SLU-TBM	Min	-0.500000	-1936.62	3	0.500000	-0.500000
33	0.15729	SLU-TBM	Min	-0.500000	-2095.51	3	0.500000	-0.500000
33	0.31457	SLU-TBM	Min	-0.500000	-2251.07	3	0.500000	-0.500000
33	0.00000	SLE-TBM	Max	-0.500000	-1489.71	3	0.500000	-0.500000
33	0.15729	SLE-TBM	Max	-0.500000	-1611.93	3	0.500000	-0.500000
33	0.31457	SLE-TBM	Max	-0.500000	-1731.59	3	0.500000	-0.500000
33	0.00000	SLE-TBM	Min	-0.500000	-1489.71	3	0.500000	-0.500000
33	0.15729	SLE-TBM	Min	-0.500000	-1611.93	3	0.500000	-0.500000
33	0.31457	SLE-TBM	Min	-0.500000	-1731.59	3	0.500000	-0.500000
34	0.00000	SLU-TBM	Max	-0.500000	-2258.88	3	0.500000	-0.500000
34	0.15729	SLU-TBM	Max	-0.500000	-2429.77	3	0.500000	-0.500000
34	0.31457	SLU-TBM	Max	-0.500000	-2597.18	3	0.500000	-0.500000
34	0.00000	SLU-TBM	Min	-0.500000	-2258.88	3	0.500000	-0.500000
34	0.15729	SLU-TBM	Min	-0.500000	-2429.77	3	0.500000	-0.500000
34	0.31457	SLU-TBM	Min	-0.500000	-2597.18	3	0.500000	-0.500000
34	0.00000	SLE-TBM	Max	-0.500000	-1737.60	3	0.500000	-0.500000
34	0.15729	SLE-TBM	Max	-0.500000	-1869.05	3	0.500000	-0.500000
34	0.31457	SLE-TBM	Max	-0.500000	-1997.83	3	0.500000	-0.500000
34	0.00000	SLE-TBM	Min	-0.500000	-1737.60	3	0.500000	-0.500000
34	0.15729	SLE-TBM	Min	-0.500000	-1869.05	3	0.500000	-0.500000
34	0.31457	SLE-TBM	Min	-0.500000	-1997.83	3	0.500000	-0.500000
35	0.00000	SLU-TBM	Max	-0.500000	-2605.68	3	0.500000	-0.500000
35	0.15729	SLU-TBM	Max	-0.500000	-2792.78	3	0.500000	-0.500000
35	0.31457	SLU-TBM	Max	-0.500000	-2976.23	3	0.500000	-0.500000

Table: Element Forces - Frames, Part 3 of 4

Frame	Station m	OutputCase	StepType	x3S11Max m	S11Min KN/m2	PtS11Min	x2S11Min m	x3S11Min m
35	0.00000	SLU-TBM	Min	-0.500000	-2605.68	3	0.500000	-0.500000
35	0.15729	SLU-TBM	Min	-0.500000	-2792.78	3	0.500000	-0.500000
35	0.31457	SLU-TBM	Min	-0.500000	-2976.23	3	0.500000	-0.500000
35	0.00000	SLE-TBM	Max	-0.500000	-2004.37	3	0.500000	-0.500000
35	0.15729	SLE-TBM	Max	-0.500000	-2148.29	3	0.500000	-0.500000
35	0.31457	SLE-TBM	Max	-0.500000	-2289.41	3	0.500000	-0.500000
35	0.00000	SLE-TBM	Min	-0.500000	-2004.37	3	0.500000	-0.500000
35	0.15729	SLE-TBM	Min	-0.500000	-2148.29	3	0.500000	-0.500000
35	0.31457	SLE-TBM	Min	-0.500000	-2289.41	3	0.500000	-0.500000
36	0.00000	SLU-TBM	Max	-0.500000	-2985.64	3	0.500000	-0.500000
36	0.15729	SLU-TBM	Max	-0.500000	-3192.97	3	0.500000	-0.500000
36	0.31457	SLU-TBM	Max	-0.500000	-3396.53	3	0.500000	-0.500000
36	0.00000	SLU-TBM	Min	-0.500000	-2985.64	3	0.500000	-0.500000
36	0.15729	SLU-TBM	Min	-0.500000	-3192.97	3	0.500000	-0.500000
36	0.31457	SLU-TBM	Min	-0.500000	-3396.53	3	0.500000	-0.500000
36	0.00000	SLE-TBM	Max	-0.500000	-2296.64	3	0.500000	-0.500000
36	0.15729	SLE-TBM	Max	-0.500000	-2456.13	3	0.500000	-0.500000
36	0.31457	SLE-TBM	Max	-0.500000	-2612.72	3	0.500000	-0.500000
36	0.00000	SLE-TBM	Min	-0.500000	-2296.64	3	0.500000	-0.500000
36	0.15729	SLE-TBM	Min	-0.500000	-2456.13	3	0.500000	-0.500000
36	0.31457	SLE-TBM	Min	-0.500000	-2612.72	3	0.500000	-0.500000
37	0.00000	SLU-TBM	Max	-0.500000	-3407.03	3	0.500000	-0.500000
37	0.15729	SLU-TBM	Max	-0.500000	-3638.48	3	0.500000	-0.500000
37	0.31457	SLU-TBM	Max	-0.500000	-3866.01	3	0.500000	-0.500000
37	0.00000	SLU-TBM	Min	-0.500000	-3407.03	3	0.500000	-0.500000
37	0.15729	SLU-TBM	Min	-0.500000	-3638.48	3	0.500000	-0.500000
37	0.31457	SLU-TBM	Min	-0.500000	-3866.01	3	0.500000	-0.500000
37	0.00000	SLE-TBM	Max	-0.500000	-2620.79	3	0.500000	-0.500000
37	0.15729	SLE-TBM	Max	-0.500000	-2798.83	3	0.500000	-0.500000
37	0.31457	SLE-TBM	Max	-0.500000	-2973.85	3	0.500000	-0.500000
37	0.00000	SLE-TBM	Min	-0.500000	-2620.79	3	0.500000	-0.500000
37	0.15729	SLE-TBM	Min	-0.500000	-2798.83	3	0.500000	-0.500000
37	0.31457	SLE-TBM	Min	-0.500000	-2973.85	3	0.500000	-0.500000
38	0.00000	SLU-TBM	Max	-0.500000	-3877.78	3	0.500000	-0.500000
38	0.15729	SLU-TBM	Max	-0.500000	-4136.98	3	0.500000	-0.500000
38	0.31457	SLU-TBM	Max	-0.500000	-4392.13	3	0.500000	-0.500000
38	0.00000	SLU-TBM	Min	-0.500000	-3877.78	3	0.500000	-0.500000
38	0.15729	SLU-TBM	Min	-0.500000	-4136.98	3	0.500000	-0.500000
38	0.31457	SLU-TBM	Min	-0.500000	-4392.13	3	0.500000	-0.500000
38	0.00000	SLE-TBM	Max	-0.500000	-2982.91	3	0.500000	-0.500000
38	0.15729	SLE-TBM	Max	-0.500000	-3182.29	3	0.500000	-0.500000
38	0.31457	SLE-TBM	Max	-0.500000	-3378.56	3	0.500000	-0.500000
38	0.00000	SLE-TBM	Min	-0.500000	-2982.91	3	0.500000	-0.500000
38	0.15729	SLE-TBM	Min	-0.500000	-3182.29	3	0.500000	-0.500000
38	0.31457	SLE-TBM	Min	-0.500000	-3378.56	3	0.500000	-0.500000
39	0.00000	SLU-TBM	Max	-0.500000	-4405.36	3	0.500000	-0.500000
39	0.15729	SLU-TBM	Max	-0.500000	-4695.70	3	0.500000	-0.500000
39	0.31457	SLU-TBM	Max	-0.500000	-4981.88	3	0.500000	-0.500000
39	0.00000	SLU-TBM	Min	-0.500000	-4405.36	3	0.500000	-0.500000
39	0.15729	SLU-TBM	Min	-0.500000	-4695.70	3	0.500000	-0.500000
39	0.31457	SLU-TBM	Min	-0.500000	-4981.88	3	0.500000	-0.500000
39	0.00000	SLE-TBM	Max	-0.500000	-3388.74	3	0.500000	-0.500000
39	0.15729	SLE-TBM	Max	-0.500000	-3612.08	3	0.500000	-0.500000
39	0.31457	SLE-TBM	Max	-0.500000	-3832.22	3	0.500000	-0.500000
39	0.00000	SLE-TBM	Min	-0.500000	-3388.74	3	0.500000	-0.500000
39	0.15729	SLE-TBM	Min	-0.500000	-3612.08	3	0.500000	-0.500000
39	0.31457	SLE-TBM	Min	-0.500000	-3832.22	3	0.500000	-0.500000
40	0.00000	SLU-TBM	Max	-0.500000	-4996.72	3	0.500000	-0.500000
40	0.15729	SLU-TBM	Max	-0.500000	-5321.30	3	0.500000	-0.500000

Table: Element Forces - Frames, Part 3 of 4

Frame	Station m	OutputCase	StepType	x3S11Max m	S11Min KN/m2	PtS11Min	x2S11Min m	x3S11Min m
40	0.31457	SLU-TBM	Max	-0.500000	-5641.62	3	0.500000	-0.500000
40	0.00000	SLU-TBM	Min	-0.500000	-4996.72	3	0.500000	-0.500000
40	0.15729	SLU-TBM	Min	-0.500000	-5321.30	3	0.500000	-0.500000
40	0.31457	SLU-TBM	Min	-0.500000	-5641.62	3	0.500000	-0.500000
40	0.00000	SLE-TBM	Max	-0.500000	-3843.63	3	0.500000	-0.500000
40	0.15729	SLE-TBM	Max	-0.500000	-4093.31	3	0.500000	-0.500000
40	0.31457	SLE-TBM	Max	-0.500000	-4339.71	3	0.500000	-0.500000
40	0.00000	SLE-TBM	Min	-0.500000	-3843.63	3	0.500000	-0.500000
40	0.15729	SLE-TBM	Min	-0.500000	-4093.31	3	0.500000	-0.500000
40	0.31457	SLE-TBM	Min	-0.500000	-4339.71	3	0.500000	-0.500000
41	0.00000	SLU-TBM	Max	-0.500000	-7654.62	3	0.500000	-0.500000
41	0.12642	SLU-TBM	Max	-0.500000	-7432.78	3	0.500000	-0.500000
41	0.25284	SLU-TBM	Max	-0.500000	-7208.00	3	0.500000	-0.500000
41	0.00000	SLU-TBM	Min	-0.500000	-7654.62	3	0.500000	-0.500000
41	0.12642	SLU-TBM	Min	-0.500000	-7432.78	3	0.500000	-0.500000
41	0.25284	SLU-TBM	Min	-0.500000	-7208.00	3	0.500000	-0.500000
41	0.00000	SLE-TBM	Max	-0.500000	-5888.17	3	0.500000	-0.500000
41	0.12642	SLE-TBM	Max	-0.500000	-5717.52	3	0.500000	-0.500000
41	0.25284	SLE-TBM	Max	-0.500000	-5544.62	3	0.500000	-0.500000
41	0.00000	SLE-TBM	Min	-0.500000	-5888.17	3	0.500000	-0.500000
41	0.12642	SLE-TBM	Min	-0.500000	-5717.52	3	0.500000	-0.500000
41	0.25284	SLE-TBM	Min	-0.500000	-5544.62	3	0.500000	-0.500000
42	0.00000	SLU-TBM	Max	-0.500000	-7196.18	3	0.500000	-0.500000
42	0.15729	SLU-TBM	Max	-0.500000	-6949.22	3	0.500000	-0.500000
42	0.31457	SLU-TBM	Max	-0.500000	-6697.65	3	0.500000	-0.500000
42	0.00000	SLU-TBM	Min	-0.500000	-7196.18	3	0.500000	-0.500000
42	0.15729	SLU-TBM	Min	-0.500000	-6949.22	3	0.500000	-0.500000
42	0.31457	SLU-TBM	Min	-0.500000	-6697.65	3	0.500000	-0.500000
42	0.00000	SLE-TBM	Max	-0.500000	-5535.52	3	0.500000	-0.500000
42	0.15729	SLE-TBM	Max	-0.500000	-5345.55	3	0.500000	-0.500000
42	0.31457	SLE-TBM	Max	-0.500000	-5152.04	3	0.500000	-0.500000
42	0.00000	SLE-TBM	Min	-0.500000	-5535.52	3	0.500000	-0.500000
42	0.15729	SLE-TBM	Min	-0.500000	-5345.55	3	0.500000	-0.500000
42	0.31457	SLE-TBM	Min	-0.500000	-5152.04	3	0.500000	-0.500000
43	0.00000	SLU-TBM	Max	-0.500000	-6686.19	3	0.500000	-0.500000
43	0.15729	SLU-TBM	Max	-0.500000	-6473.38	3	0.500000	-0.500000
43	0.31457	SLU-TBM	Max	-0.500000	-6255.90	3	0.500000	-0.500000
43	0.00000	SLU-TBM	Min	-0.500000	-6686.19	3	0.500000	-0.500000
43	0.15729	SLU-TBM	Min	-0.500000	-6473.38	3	0.500000	-0.500000
43	0.31457	SLU-TBM	Min	-0.500000	-6255.90	3	0.500000	-0.500000
43	0.00000	SLE-TBM	Max	-0.500000	-5143.22	3	0.500000	-0.500000
43	0.15729	SLE-TBM	Max	-0.500000	-4979.52	3	0.500000	-0.500000
43	0.31457	SLE-TBM	Max	-0.500000	-4812.23	3	0.500000	-0.500000
43	0.00000	SLE-TBM	Min	-0.500000	-5143.22	3	0.500000	-0.500000
43	0.15729	SLE-TBM	Min	-0.500000	-4979.52	3	0.500000	-0.500000
43	0.31457	SLE-TBM	Min	-0.500000	-4812.23	3	0.500000	-0.500000
44	0.00000	SLU-TBM	Max	-0.500000	-6246.18	3	0.500000	-0.500000
44	0.15729	SLU-TBM	Max	-0.500000	-6069.64	3	0.500000	-0.500000
44	0.31457	SLU-TBM	Max	-0.500000	-5888.38	3	0.500000	-0.500000
44	0.00000	SLU-TBM	Min	-0.500000	-6246.18	3	0.500000	-0.500000
44	0.15729	SLU-TBM	Min	-0.500000	-6069.64	3	0.500000	-0.500000
44	0.31457	SLU-TBM	Min	-0.500000	-5888.38	3	0.500000	-0.500000
44	0.00000	SLE-TBM	Max	-0.500000	-4804.75	3	0.500000	-0.500000
44	0.15729	SLE-TBM	Max	-0.500000	-4668.95	3	0.500000	-0.500000
44	0.31457	SLE-TBM	Max	-0.500000	-4529.53	3	0.500000	-0.500000
44	0.00000	SLE-TBM	Min	-0.500000	-4804.75	3	0.500000	-0.500000
44	0.15729	SLE-TBM	Min	-0.500000	-4668.95	3	0.500000	-0.500000
44	0.31457	SLE-TBM	Min	-0.500000	-4529.53	3	0.500000	-0.500000
45	0.00000	SLU-TBM	Max	-0.500000	-5880.49	3	0.500000	-0.500000

Table: Element Forces - Frames, Part 3 of 4

Frame	Station m	OutputCase	StepType	x3S11Max m	S11Min KN/m2	PtS11Min	x2S11Min m	x3S11Min m
45	0.15729	SLU-TBM	Max	-0.500000	-5741.95	3	0.500000	-0.500000
45	0.31457	SLU-TBM	Max	-0.500000	-5598.66	3	0.500000	-0.500000
45	0.00000	SLU-TBM	Min	-0.500000	-5880.49	3	0.500000	-0.500000
45	0.15729	SLU-TBM	Min	-0.500000	-5741.95	3	0.500000	-0.500000
45	0.31457	SLU-TBM	Min	-0.500000	-5598.66	3	0.500000	-0.500000
45	0.00000	SLE-TBM	Max	-0.500000	-4523.45	3	0.500000	-0.500000
45	0.15729	SLE-TBM	Max	-0.500000	-4416.89	3	0.500000	-0.500000
45	0.31457	SLE-TBM	Max	-0.500000	-4306.66	3	0.500000	-0.500000
45	0.00000	SLE-TBM	Min	-0.500000	-4523.45	3	0.500000	-0.500000
45	0.15729	SLE-TBM	Min	-0.500000	-4416.89	3	0.500000	-0.500000
45	0.31457	SLE-TBM	Min	-0.500000	-4306.66	3	0.500000	-0.500000
46	0.00000	SLU-TBM	Max	-0.500000	-5592.67	3	0.500000	-0.500000
46	0.15729	SLU-TBM	Max	-0.500000	-5493.46	3	0.500000	-0.500000
46	0.31457	SLU-TBM	Max	-0.500000	-5389.46	3	0.500000	-0.500000
46	0.00000	SLU-TBM	Min	-0.500000	-5592.67	3	0.500000	-0.500000
46	0.15729	SLU-TBM	Min	-0.500000	-5493.46	3	0.500000	-0.500000
46	0.31457	SLU-TBM	Min	-0.500000	-5389.46	3	0.500000	-0.500000
46	0.00000	SLE-TBM	Max	-0.500000	-4302.05	3	0.500000	-0.500000
46	0.15729	SLE-TBM	Max	-0.500000	-4225.74	3	0.500000	-0.500000
46	0.31457	SLE-TBM	Max	-0.500000	-4145.74	3	0.500000	-0.500000
46	0.00000	SLE-TBM	Min	-0.500000	-4302.05	3	0.500000	-0.500000
46	0.15729	SLE-TBM	Min	-0.500000	-4225.74	3	0.500000	-0.500000
46	0.31457	SLE-TBM	Min	-0.500000	-4145.74	3	0.500000	-0.500000
47	0.00000	SLU-TBM	Max	-0.500000	-5385.44	3	0.500000	-0.500000
47	0.15729	SLU-TBM	Max	-0.500000	-5326.51	3	0.500000	-0.500000
47	0.31457	SLU-TBM	Max	-0.500000	-5262.76	3	0.500000	-0.500000
47	0.00000	SLU-TBM	Min	-0.500000	-5385.44	3	0.500000	-0.500000
47	0.15729	SLU-TBM	Min	-0.500000	-5326.51	3	0.500000	-0.500000
47	0.31457	SLU-TBM	Min	-0.500000	-5262.76	3	0.500000	-0.500000
47	0.00000	SLE-TBM	Max	-0.500000	-4142.65	3	0.500000	-0.500000
47	0.15729	SLE-TBM	Max	-0.500000	-4097.31	3	0.500000	-0.500000
47	0.31457	SLE-TBM	Max	-0.500000	-4048.28	3	0.500000	-0.500000
47	0.00000	SLE-TBM	Min	-0.500000	-4142.65	3	0.500000	-0.500000
47	0.15729	SLE-TBM	Min	-0.500000	-4097.31	3	0.500000	-0.500000
47	0.31457	SLE-TBM	Min	-0.500000	-4048.28	3	0.500000	-0.500000
48	0.00000	SLU-TBM	Max	-0.500000	-5260.74	3	0.500000	-0.500000
48	0.15729	SLU-TBM	Max	-0.500000	-5242.64	3	0.500000	-0.500000
48	0.31457	SLU-TBM	Max	-0.500000	-5219.72	3	0.500000	-0.500000
48	0.00000	SLU-TBM	Min	-0.500000	-5260.74	3	0.500000	-0.500000
48	0.15729	SLU-TBM	Min	-0.500000	-5242.64	3	0.500000	-0.500000
48	0.31457	SLU-TBM	Min	-0.500000	-5219.72	3	0.500000	-0.500000
48	0.00000	SLE-TBM	Max	-0.500000	-4046.72	3	0.500000	-0.500000
48	0.15729	SLE-TBM	Max	-0.500000	-4032.80	3	0.500000	-0.500000
48	0.31457	SLE-TBM	Max	-0.500000	-4015.17	3	0.500000	-0.500000
48	0.00000	SLE-TBM	Min	-0.500000	-4046.72	3	0.500000	-0.500000
48	0.15729	SLE-TBM	Min	-0.500000	-4032.80	3	0.500000	-0.500000
48	0.31457	SLE-TBM	Min	-0.500000	-4015.17	3	0.500000	-0.500000
49	0.00000	SLU-TBM	Max	-0.500000	-1.940E-11	3	0.750000	-0.500000
49	0.28396	SLU-TBM	Max	-0.500000	-5.25	1	-0.750000	-0.500000
49	0.00000	SLU-TBM	Min	-0.500000	-1.940E-11	3	0.750000	-0.500000
49	0.28396	SLU-TBM	Min	-0.500000	-5.25	1	-0.750000	-0.500000
49	0.00000	SLE-TBM	Max	0.000000	-7.761E-11	0	0.000000	0.000000
49	0.28396	SLE-TBM	Max	-0.500000	-4.04	1	-0.750000	-0.500000
49	0.00000	SLE-TBM	Min	0.000000	-7.761E-11	0	0.000000	0.000000
49	0.28396	SLE-TBM	Min	-0.500000	-4.04	1	-0.750000	-0.500000
50	0.00000	SLU-TBM	Max	-0.500000	-5.25	1	-0.750000	-0.500000
50	0.28396	SLU-TBM	Max	-0.500000	-10.17	1	-0.750000	-0.500000
50	0.00000	SLU-TBM	Min	-0.500000	-5.25	1	-0.750000	-0.500000
50	0.28396	SLU-TBM	Min	-0.500000	-10.17	1	-0.750000	-0.500000

Table: Element Forces - Frames, Part 3 of 4

Frame	Station m	OutputCase	StepType	x3S11Max m	S11Min KN/m2	PtS11Min	x2S11Min m	x3S11Min m
50	0.00000	SLE-TBM	Max	-0.500000	-4.04	1	-0.750000	-0.500000
50	0.28396	SLE-TBM	Max	-0.500000	-7.82	1	-0.750000	-0.500000
50	0.00000	SLE-TBM	Min	-0.500000	-4.04	1	-0.750000	-0.500000
50	0.28396	SLE-TBM	Min	-0.500000	-7.82	1	-0.750000	-0.500000
51	0.00000	SLU-TBM	Max	-0.500000	-10.17	1	-0.750000	-0.500000
51	0.28396	SLU-TBM	Max	-0.500000	-2.42	3	0.750000	-0.500000
51	0.00000	SLU-TBM	Min	-0.500000	-10.17	1	-0.750000	-0.500000
51	0.28396	SLU-TBM	Min	-0.500000	-2.42	3	0.750000	-0.500000
51	0.00000	SLE-TBM	Max	-0.500000	-7.82	1	-0.750000	-0.500000
51	0.28396	SLE-TBM	Max	-0.500000	-1.86	3	0.750000	-0.500000
51	0.00000	SLE-TBM	Min	-0.500000	-7.82	1	-0.750000	-0.500000
51	0.28396	SLE-TBM	Min	-0.500000	-1.86	3	0.750000	-0.500000
52	0.00000	SLU-TBM	Max	-0.500000	-2.42	3	0.750000	-0.500000
52	0.28396	SLU-TBM	Max	-0.500000	-49.68	3	0.750000	-0.500000
52	0.00000	SLU-TBM	Min	-0.500000	-2.42	3	0.750000	-0.500000
52	0.28396	SLU-TBM	Min	-0.500000	-49.68	3	0.750000	-0.500000
52	0.00000	SLE-TBM	Max	-0.500000	-1.86	3	0.750000	-0.500000
52	0.28396	SLE-TBM	Max	-0.500000	-38.21	3	0.750000	-0.500000
52	0.00000	SLE-TBM	Min	-0.500000	-1.86	3	0.750000	-0.500000
52	0.28396	SLE-TBM	Min	-0.500000	-38.21	3	0.750000	-0.500000
53	0.00000	SLU-TBM	Max	-0.500000	-49.68	3	0.750000	-0.500000
53	0.28396	SLU-TBM	Max	-0.500000	-148.81	3	0.750000	-0.500000
53	0.00000	SLU-TBM	Min	-0.500000	-49.68	3	0.750000	-0.500000
53	0.28396	SLU-TBM	Min	-0.500000	-148.81	3	0.750000	-0.500000
53	0.00000	SLE-TBM	Max	-0.500000	-38.21	3	0.750000	-0.500000
53	0.28396	SLE-TBM	Max	-0.500000	-114.47	3	0.750000	-0.500000
53	0.00000	SLE-TBM	Min	-0.500000	-38.21	3	0.750000	-0.500000
53	0.28396	SLE-TBM	Min	-0.500000	-114.47	3	0.750000	-0.500000
54	0.00000	SLU-TBM	Max	-0.500000	-148.81	3	0.750000	-0.500000
54	0.28396	SLU-TBM	Max	-0.500000	-317.05	3	0.750000	-0.500000
54	0.00000	SLU-TBM	Min	-0.500000	-148.81	3	0.750000	-0.500000
54	0.28396	SLU-TBM	Min	-0.500000	-317.05	3	0.750000	-0.500000
54	0.00000	SLE-TBM	Max	-0.500000	-114.47	3	0.750000	-0.500000
54	0.28396	SLE-TBM	Max	-0.500000	-243.89	3	0.750000	-0.500000
54	0.00000	SLE-TBM	Min	-0.500000	-114.47	3	0.750000	-0.500000
54	0.28396	SLE-TBM	Min	-0.500000	-243.89	3	0.750000	-0.500000
55	0.00000	SLU-TBM	Max	-0.500000	-5658.22	3	0.500000	-0.500000
55	0.15729	SLU-TBM	Max	-0.500000	-6019.83	3	0.500000	-0.500000
55	0.31457	SLU-TBM	Max	-0.500000	-6377.08	3	0.500000	-0.500000
55	0.00000	SLU-TBM	Min	-0.500000	-5658.22	3	0.500000	-0.500000
55	0.15729	SLU-TBM	Min	-0.500000	-6019.83	3	0.500000	-0.500000
55	0.31457	SLU-TBM	Min	-0.500000	-6377.08	3	0.500000	-0.500000
55	0.00000	SLE-TBM	Max	-0.500000	-4352.47	3	0.500000	-0.500000
55	0.15729	SLE-TBM	Max	-0.500000	-4630.64	3	0.500000	-0.500000
55	0.31457	SLE-TBM	Max	-0.500000	-4905.44	3	0.500000	-0.500000
55	0.00000	SLE-TBM	Min	-0.500000	-4352.47	3	0.500000	-0.500000
55	0.15729	SLE-TBM	Min	-0.500000	-4630.64	3	0.500000	-0.500000
55	0.31457	SLE-TBM	Min	-0.500000	-4905.44	3	0.500000	-0.500000
56	0.00000	SLU-TBM	Max	-0.500000	-6397.37	3	0.500000	-0.500000
56	0.18815	SLU-TBM	Max	-0.500000	-6882.33	3	0.500000	-0.500000
56	0.37630	SLU-TBM	Max	-0.500000	-7360.91	3	0.500000	-0.500000
56	0.00000	SLU-TBM	Min	-0.500000	-6397.37	3	0.500000	-0.500000
56	0.18815	SLU-TBM	Min	-0.500000	-6882.33	3	0.500000	-0.500000
56	0.37630	SLU-TBM	Min	-0.500000	-7360.91	3	0.500000	-0.500000
56	0.00000	SLE-TBM	Max	-0.500000	-4921.05	3	0.500000	-0.500000
56	0.18815	SLE-TBM	Max	-0.500000	-5294.10	3	0.500000	-0.500000
56	0.37630	SLE-TBM	Max	-0.500000	-5662.24	3	0.500000	-0.500000
56	0.00000	SLE-TBM	Min	-0.500000	-4921.05	3	0.500000	-0.500000
56	0.18815	SLE-TBM	Min	-0.500000	-5294.10	3	0.500000	-0.500000

Table: Element Forces - Frames, Part 3 of 4

Frame	Station m	OutputCase	StepType	x3S11Max m	S11Min KN/m2	PtS11Min	x2S11Min m	x3S11Min m
56	0.37630	SLE-TBM	Min	-0.500000	-5662.24	3	0.500000	-0.500000
57	0.00000	SLU-TBM	Max	-0.500000	-6397.37	3	0.500000	-0.500000
57	0.18815	SLU-TBM	Max	-0.500000	-6882.33	3	0.500000	-0.500000
57	0.37630	SLU-TBM	Max	-0.500000	-7360.91	3	0.500000	-0.500000
57	0.00000	SLU-TBM	Min	-0.500000	-6397.37	3	0.500000	-0.500000
57	0.18815	SLU-TBM	Min	-0.500000	-6882.33	3	0.500000	-0.500000
57	0.37630	SLU-TBM	Min	-0.500000	-7360.91	3	0.500000	-0.500000
57	0.00000	SLE-TBM	Max	-0.500000	-4921.05	3	0.500000	-0.500000
57	0.18815	SLE-TBM	Max	-0.500000	-5294.10	3	0.500000	-0.500000
57	0.37630	SLE-TBM	Max	-0.500000	-5662.24	3	0.500000	-0.500000
57	0.00000	SLE-TBM	Min	-0.500000	-4921.05	3	0.500000	-0.500000
57	0.18815	SLE-TBM	Min	-0.500000	-5294.10	3	0.500000	-0.500000
57	0.37630	SLE-TBM	Min	-0.500000	-5662.24	3	0.500000	-0.500000
58	0.00000	SLU-TBM	Max	-0.500000	-5658.22	3	0.500000	-0.500000
58	0.15729	SLU-TBM	Max	-0.500000	-6019.83	3	0.500000	-0.500000
58	0.31457	SLU-TBM	Max	-0.500000	-6377.08	3	0.500000	-0.500000
58	0.00000	SLU-TBM	Min	-0.500000	-5658.22	3	0.500000	-0.500000
58	0.15729	SLU-TBM	Min	-0.500000	-6019.83	3	0.500000	-0.500000
58	0.31457	SLU-TBM	Min	-0.500000	-6377.08	3	0.500000	-0.500000
58	0.00000	SLE-TBM	Max	-0.500000	-4352.47	3	0.500000	-0.500000
58	0.15729	SLE-TBM	Max	-0.500000	-4630.64	3	0.500000	-0.500000
58	0.31457	SLE-TBM	Max	-0.500000	-4905.44	3	0.500000	-0.500000
58	0.00000	SLE-TBM	Min	-0.500000	-4352.47	3	0.500000	-0.500000
58	0.15729	SLE-TBM	Min	-0.500000	-4630.64	3	0.500000	-0.500000
58	0.31457	SLE-TBM	Min	-0.500000	-4905.44	3	0.500000	-0.500000

Table: Element Forces - Frames, Part 4 of 4

Table: Element Forces - Frames, Part 4 of 4

Frame	Station m	OutputCase	StepType	FrameElem	ElemStation m
1	0.00000	SLU-TBM	Max	1-1	0.00000
1	0.28396	SLU-TBM	Max	1-1	0.28396
1	0.00000	SLU-TBM	Min	1-1	0.00000
1	0.28396	SLU-TBM	Min	1-1	0.28396
1	0.00000	SLE-TBM	Max	1-1	0.00000
1	0.28396	SLE-TBM	Max	1-1	0.28396
1	0.00000	SLE-TBM	Min	1-1	0.00000
1	0.28396	SLE-TBM	Min	1-1	0.28396
2	0.00000	SLU-TBM	Max	2-1	0.00000
2	0.28396	SLU-TBM	Max	2-1	0.28396
2	0.00000	SLU-TBM	Min	2-1	0.00000
2	0.28396	SLU-TBM	Min	2-1	0.28396
2	0.00000	SLE-TBM	Max	2-1	0.00000
2	0.28396	SLE-TBM	Max	2-1	0.28396
2	0.00000	SLE-TBM	Min	2-1	0.00000
2	0.28396	SLE-TBM	Min	2-1	0.28396
3	0.00000	SLU-TBM	Max	3-1	0.00000
3	0.28396	SLU-TBM	Max	3-1	0.28396
3	0.00000	SLU-TBM	Min	3-1	0.00000
3	0.28396	SLU-TBM	Min	3-1	0.28396
3	0.00000	SLE-TBM	Max	3-1	0.00000
3	0.28396	SLE-TBM	Max	3-1	0.28396
3	0.00000	SLE-TBM	Min	3-1	0.00000
3	0.28396	SLE-TBM	Min	3-1	0.28396
4	0.00000	SLU-TBM	Max	4-1	0.00000
4	0.28396	SLU-TBM	Max	4-1	0.28396
4	0.00000	SLU-TBM	Min	4-1	0.00000

Table: Element Forces - Frames, Part 4 of 4

Frame	Station m	OutputCase	StepType	FrameElem	ElemStation m
4	0.28396	SLU-TBM	Min	4-1	0.28396
4	0.00000	SLE-TBM	Max	4-1	0.00000
4	0.28396	SLE-TBM	Max	4-1	0.28396
4	0.00000	SLE-TBM	Min	4-1	0.00000
4	0.28396	SLE-TBM	Min	4-1	0.28396
5	0.00000	SLU-TBM	Max	5-1	0.00000
5	0.28396	SLU-TBM	Max	5-1	0.28396
5	0.00000	SLU-TBM	Min	5-1	0.00000
5	0.28396	SLU-TBM	Min	5-1	0.28396
5	0.00000	SLE-TBM	Max	5-1	0.00000
5	0.28396	SLE-TBM	Max	5-1	0.28396
5	0.00000	SLE-TBM	Min	5-1	0.00000
5	0.28396	SLE-TBM	Min	5-1	0.28396
6	0.00000	SLU-TBM	Max	6-1	0.00000
6	0.28396	SLU-TBM	Max	6-1	0.28396
6	0.00000	SLU-TBM	Min	6-1	0.00000
6	0.28396	SLU-TBM	Min	6-1	0.28396
6	0.00000	SLE-TBM	Max	6-1	0.00000
6	0.28396	SLE-TBM	Max	6-1	0.28396
6	0.00000	SLE-TBM	Min	6-1	0.00000
6	0.28396	SLE-TBM	Min	6-1	0.28396
7	0.00000	SLU-TBM	Max	7-1	0.00000
7	0.15729	SLU-TBM	Max	7-1	0.15729
7	0.31457	SLU-TBM	Max	7-1	0.31457
7	0.00000	SLU-TBM	Min	7-1	0.00000
7	0.15729	SLU-TBM	Min	7-1	0.15729
7	0.31457	SLU-TBM	Min	7-1	0.31457
7	0.00000	SLE-TBM	Max	7-1	0.00000
7	0.15729	SLE-TBM	Max	7-1	0.15729
7	0.31457	SLE-TBM	Max	7-1	0.31457
7	0.00000	SLE-TBM	Min	7-1	0.00000
7	0.15729	SLE-TBM	Min	7-1	0.15729
7	0.31457	SLE-TBM	Min	7-1	0.31457
8	0.00000	SLU-TBM	Max	8-1	0.00000
8	0.15729	SLU-TBM	Max	8-1	0.15729
8	0.31457	SLU-TBM	Max	8-1	0.31457
8	0.00000	SLU-TBM	Min	8-1	0.00000
8	0.15729	SLU-TBM	Min	8-1	0.15729
8	0.31457	SLU-TBM	Min	8-1	0.31457
8	0.00000	SLE-TBM	Max	8-1	0.00000
8	0.15729	SLE-TBM	Max	8-1	0.15729
8	0.31457	SLE-TBM	Max	8-1	0.31457
8	0.00000	SLE-TBM	Min	8-1	0.00000
8	0.15729	SLE-TBM	Min	8-1	0.15729
8	0.31457	SLE-TBM	Min	8-1	0.31457
9	0.00000	SLU-TBM	Max	9-1	0.00000
9	0.15729	SLU-TBM	Max	9-1	0.15729
9	0.31457	SLU-TBM	Max	9-1	0.31457
9	0.00000	SLU-TBM	Min	9-1	0.00000
9	0.15729	SLU-TBM	Min	9-1	0.15729
9	0.31457	SLU-TBM	Min	9-1	0.31457
9	0.00000	SLE-TBM	Max	9-1	0.00000
9	0.15729	SLE-TBM	Max	9-1	0.15729
9	0.31457	SLE-TBM	Max	9-1	0.31457
9	0.00000	SLE-TBM	Min	9-1	0.00000
9	0.15729	SLE-TBM	Min	9-1	0.15729
9	0.31457	SLE-TBM	Min	9-1	0.31457
10	0.00000	SLU-TBM	Max	10-1	0.00000
10	0.15729	SLU-TBM	Max	10-1	0.15729

Table: Element Forces - Frames, Part 4 of 4

Frame	Station m	OutputCase	StepType	FrameElem	ElemStation m
10	0.31457	SLU-TBM	Max	10-1	0.31457
10	0.00000	SLU-TBM	Min	10-1	0.00000
10	0.15729	SLU-TBM	Min	10-1	0.15729
10	0.31457	SLU-TBM	Min	10-1	0.31457
10	0.00000	SLE-TBM	Max	10-1	0.00000
10	0.15729	SLE-TBM	Max	10-1	0.15729
10	0.31457	SLE-TBM	Max	10-1	0.31457
10	0.00000	SLE-TBM	Min	10-1	0.00000
10	0.15729	SLE-TBM	Min	10-1	0.15729
10	0.31457	SLE-TBM	Min	10-1	0.31457
11	0.00000	SLU-TBM	Max	11-1	0.00000
11	0.15729	SLU-TBM	Max	11-1	0.15729
11	0.31457	SLU-TBM	Max	11-1	0.31457
11	0.00000	SLU-TBM	Min	11-1	0.00000
11	0.15729	SLU-TBM	Min	11-1	0.15729
11	0.31457	SLU-TBM	Min	11-1	0.31457
11	0.00000	SLE-TBM	Max	11-1	0.00000
11	0.15729	SLE-TBM	Max	11-1	0.15729
11	0.31457	SLE-TBM	Max	11-1	0.31457
11	0.00000	SLE-TBM	Min	11-1	0.00000
11	0.15729	SLE-TBM	Min	11-1	0.15729
11	0.31457	SLE-TBM	Min	11-1	0.31457
12	0.00000	SLU-TBM	Max	12-1	0.00000
12	0.15729	SLU-TBM	Max	12-1	0.15729
12	0.31457	SLU-TBM	Max	12-1	0.31457
12	0.00000	SLU-TBM	Min	12-1	0.00000
12	0.15729	SLU-TBM	Min	12-1	0.15729
12	0.31457	SLU-TBM	Min	12-1	0.31457
12	0.00000	SLE-TBM	Max	12-1	0.00000
12	0.15729	SLE-TBM	Max	12-1	0.15729
12	0.31457	SLE-TBM	Max	12-1	0.31457
12	0.00000	SLE-TBM	Min	12-1	0.00000
12	0.15729	SLE-TBM	Min	12-1	0.15729
12	0.31457	SLE-TBM	Min	12-1	0.31457
13	0.00000	SLU-TBM	Max	13-1	0.00000
13	0.15729	SLU-TBM	Max	13-1	0.15729
13	0.31457	SLU-TBM	Max	13-1	0.31457
13	0.00000	SLU-TBM	Min	13-1	0.00000
13	0.15729	SLU-TBM	Min	13-1	0.15729
13	0.31457	SLU-TBM	Min	13-1	0.31457
13	0.00000	SLE-TBM	Max	13-1	0.00000
13	0.15729	SLE-TBM	Max	13-1	0.15729
13	0.31457	SLE-TBM	Max	13-1	0.31457
13	0.00000	SLE-TBM	Min	13-1	0.00000
13	0.15729	SLE-TBM	Min	13-1	0.15729
13	0.31457	SLE-TBM	Min	13-1	0.31457
14	0.00000	SLU-TBM	Max	14-1	0.00000
14	0.15729	SLU-TBM	Max	14-1	0.15729
14	0.31457	SLU-TBM	Max	14-1	0.31457
14	0.00000	SLU-TBM	Min	14-1	0.00000
14	0.15729	SLU-TBM	Min	14-1	0.15729
14	0.31457	SLU-TBM	Min	14-1	0.31457
14	0.00000	SLE-TBM	Max	14-1	0.00000
14	0.15729	SLE-TBM	Max	14-1	0.15729
14	0.31457	SLE-TBM	Max	14-1	0.31457
14	0.00000	SLE-TBM	Min	14-1	0.00000
14	0.15729	SLE-TBM	Min	14-1	0.15729
14	0.31457	SLE-TBM	Min	14-1	0.31457
15	0.00000	SLU-TBM	Max	15-1	0.00000

Table: Element Forces - Frames, Part 4 of 4

Frame	Station m	OutputCase	StepType	FrameElem	ElemStation m
15	0.15729	SLU-TBM	Max	15-1	0.15729
15	0.31457	SLU-TBM	Max	15-1	0.31457
15	0.00000	SLU-TBM	Min	15-1	0.00000
15	0.15729	SLU-TBM	Min	15-1	0.15729
15	0.31457	SLU-TBM	Min	15-1	0.31457
15	0.00000	SLE-TBM	Max	15-1	0.00000
15	0.15729	SLE-TBM	Max	15-1	0.15729
15	0.31457	SLE-TBM	Max	15-1	0.31457
15	0.00000	SLE-TBM	Min	15-1	0.00000
15	0.15729	SLE-TBM	Min	15-1	0.15729
15	0.31457	SLE-TBM	Min	15-1	0.31457
16	0.00000	SLU-TBM	Max	16-1	0.00000
16	0.15729	SLU-TBM	Max	16-1	0.15729
16	0.31457	SLU-TBM	Max	16-1	0.31457
16	0.00000	SLU-TBM	Min	16-1	0.00000
16	0.15729	SLU-TBM	Min	16-1	0.15729
16	0.31457	SLU-TBM	Min	16-1	0.31457
16	0.00000	SLE-TBM	Max	16-1	0.00000
16	0.15729	SLE-TBM	Max	16-1	0.15729
16	0.31457	SLE-TBM	Max	16-1	0.31457
16	0.00000	SLE-TBM	Min	16-1	0.00000
16	0.15729	SLE-TBM	Min	16-1	0.15729
16	0.31457	SLE-TBM	Min	16-1	0.31457
17	0.00000	SLU-TBM	Max	17-1	0.00000
17	0.15729	SLU-TBM	Max	17-1	0.15729
17	0.31457	SLU-TBM	Max	17-1	0.31457
17	0.00000	SLU-TBM	Min	17-1	0.00000
17	0.15729	SLU-TBM	Min	17-1	0.15729
17	0.31457	SLU-TBM	Min	17-1	0.31457
17	0.00000	SLE-TBM	Max	17-1	0.00000
17	0.15729	SLE-TBM	Max	17-1	0.15729
17	0.31457	SLE-TBM	Max	17-1	0.31457
17	0.00000	SLE-TBM	Min	17-1	0.00000
17	0.15729	SLE-TBM	Min	17-1	0.15729
17	0.31457	SLE-TBM	Min	17-1	0.31457
18	0.00000	SLU-TBM	Max	18-1	0.00000
18	0.15729	SLU-TBM	Max	18-1	0.15729
18	0.31457	SLU-TBM	Max	18-1	0.31457
18	0.00000	SLU-TBM	Min	18-1	0.00000
18	0.15729	SLU-TBM	Min	18-1	0.15729
18	0.31457	SLU-TBM	Min	18-1	0.31457
18	0.00000	SLE-TBM	Max	18-1	0.00000
18	0.15729	SLE-TBM	Max	18-1	0.15729
18	0.31457	SLE-TBM	Max	18-1	0.31457
18	0.00000	SLE-TBM	Min	18-1	0.00000
18	0.15729	SLE-TBM	Min	18-1	0.15729
18	0.31457	SLE-TBM	Min	18-1	0.31457
19	0.00000	SLU-TBM	Max	19-1	0.00000
19	0.15729	SLU-TBM	Max	19-1	0.15729
19	0.31457	SLU-TBM	Max	19-1	0.31457
19	0.00000	SLU-TBM	Min	19-1	0.00000
19	0.15729	SLU-TBM	Min	19-1	0.15729
19	0.31457	SLU-TBM	Min	19-1	0.31457
19	0.00000	SLE-TBM	Max	19-1	0.00000
19	0.15729	SLE-TBM	Max	19-1	0.15729
19	0.31457	SLE-TBM	Max	19-1	0.31457
19	0.00000	SLE-TBM	Min	19-1	0.00000
19	0.15729	SLE-TBM	Min	19-1	0.15729
19	0.31457	SLE-TBM	Min	19-1	0.31457

Table: Element Forces - Frames, Part 4 of 4

Frame	Station m	OutputCase	StepType	FrameElem	ElemStation m
20	0.00000	SLU-TBM	Max	20-1	0.00000
20	0.12642	SLU-TBM	Max	20-1	0.12642
20	0.25284	SLU-TBM	Max	20-1	0.25284
20	0.00000	SLU-TBM	Min	20-1	0.00000
20	0.12642	SLU-TBM	Min	20-1	0.12642
20	0.25284	SLU-TBM	Min	20-1	0.25284
20	0.00000	SLE-TBM	Max	20-1	0.00000
20	0.12642	SLE-TBM	Max	20-1	0.12642
20	0.25284	SLE-TBM	Max	20-1	0.25284
20	0.00000	SLE-TBM	Min	20-1	0.00000
20	0.12642	SLE-TBM	Min	20-1	0.12642
20	0.25284	SLE-TBM	Min	20-1	0.25284
21	0.00000	SLU-TBM	Max	21-1	0.00000
21	0.15729	SLU-TBM	Max	21-1	0.15729
21	0.31457	SLU-TBM	Max	21-1	0.31457
21	0.00000	SLU-TBM	Min	21-1	0.00000
21	0.15729	SLU-TBM	Min	21-1	0.15729
21	0.31457	SLU-TBM	Min	21-1	0.31457
21	0.00000	SLE-TBM	Max	21-1	0.00000
21	0.15729	SLE-TBM	Max	21-1	0.15729
21	0.31457	SLE-TBM	Max	21-1	0.31457
21	0.00000	SLE-TBM	Min	21-1	0.00000
21	0.15729	SLE-TBM	Min	21-1	0.15729
21	0.31457	SLE-TBM	Min	21-1	0.31457
22	0.00000	SLU-TBM	Max	22-1	0.00000
22	0.15729	SLU-TBM	Max	22-1	0.15729
22	0.31457	SLU-TBM	Max	22-1	0.31457
22	0.00000	SLU-TBM	Min	22-1	0.00000
22	0.15729	SLU-TBM	Min	22-1	0.15729
22	0.31457	SLU-TBM	Min	22-1	0.31457
22	0.00000	SLE-TBM	Max	22-1	0.00000
22	0.15729	SLE-TBM	Max	22-1	0.15729
22	0.31457	SLE-TBM	Max	22-1	0.31457
22	0.00000	SLE-TBM	Min	22-1	0.00000
22	0.15729	SLE-TBM	Min	22-1	0.15729
22	0.31457	SLE-TBM	Min	22-1	0.31457
23	0.00000	SLU-TBM	Max	23-1	0.00000
23	0.15729	SLU-TBM	Max	23-1	0.15729
23	0.31457	SLU-TBM	Max	23-1	0.31457
23	0.00000	SLU-TBM	Min	23-1	0.00000
23	0.15729	SLU-TBM	Min	23-1	0.15729
23	0.31457	SLU-TBM	Min	23-1	0.31457
23	0.00000	SLE-TBM	Max	23-1	0.00000
23	0.15729	SLE-TBM	Max	23-1	0.15729
23	0.31457	SLE-TBM	Max	23-1	0.31457
23	0.00000	SLE-TBM	Min	23-1	0.00000
23	0.15729	SLE-TBM	Min	23-1	0.15729
23	0.31457	SLE-TBM	Min	23-1	0.31457
24	0.00000	SLU-TBM	Max	24-1	0.00000
24	0.15729	SLU-TBM	Max	24-1	0.15729
24	0.31457	SLU-TBM	Max	24-1	0.31457
24	0.00000	SLU-TBM	Min	24-1	0.00000
24	0.15729	SLU-TBM	Min	24-1	0.15729
24	0.31457	SLU-TBM	Min	24-1	0.31457
24	0.00000	SLE-TBM	Max	24-1	0.00000
24	0.15729	SLE-TBM	Max	24-1	0.15729
24	0.31457	SLE-TBM	Max	24-1	0.31457
24	0.00000	SLE-TBM	Min	24-1	0.00000
24	0.15729	SLE-TBM	Min	24-1	0.15729

Table: Element Forces - Frames, Part 4 of 4

Frame	Station m	OutputCase	StepType	FrameElem	ElemStation m
24	0.31457	SLE-TBM	Min	24-1	0.31457
25	0.00000	SLU-TBM	Max	25-1	0.00000
25	0.15729	SLU-TBM	Max	25-1	0.15729
25	0.31457	SLU-TBM	Max	25-1	0.31457
25	0.00000	SLU-TBM	Min	25-1	0.00000
25	0.15729	SLU-TBM	Min	25-1	0.15729
25	0.31457	SLU-TBM	Min	25-1	0.31457
25	0.00000	SLE-TBM	Max	25-1	0.00000
25	0.15729	SLE-TBM	Max	25-1	0.15729
25	0.31457	SLE-TBM	Max	25-1	0.31457
25	0.00000	SLE-TBM	Min	25-1	0.00000
25	0.15729	SLE-TBM	Min	25-1	0.15729
25	0.31457	SLE-TBM	Min	25-1	0.31457
26	0.00000	SLU-TBM	Max	26-1	0.00000
26	0.15729	SLU-TBM	Max	26-1	0.15729
26	0.31457	SLU-TBM	Max	26-1	0.31457
26	0.00000	SLU-TBM	Min	26-1	0.00000
26	0.15729	SLU-TBM	Min	26-1	0.15729
26	0.31457	SLU-TBM	Min	26-1	0.31457
26	0.00000	SLE-TBM	Max	26-1	0.00000
26	0.15729	SLE-TBM	Max	26-1	0.15729
26	0.31457	SLE-TBM	Max	26-1	0.31457
26	0.00000	SLE-TBM	Min	26-1	0.00000
26	0.15729	SLE-TBM	Min	26-1	0.15729
26	0.31457	SLE-TBM	Min	26-1	0.31457
27	0.00000	SLU-TBM	Max	27-1	0.00000
27	0.15729	SLU-TBM	Max	27-1	0.15729
27	0.31457	SLU-TBM	Max	27-1	0.31457
27	0.00000	SLU-TBM	Min	27-1	0.00000
27	0.15729	SLU-TBM	Min	27-1	0.15729
27	0.31457	SLU-TBM	Min	27-1	0.31457
27	0.00000	SLE-TBM	Max	27-1	0.00000
27	0.15729	SLE-TBM	Max	27-1	0.15729
27	0.31457	SLE-TBM	Max	27-1	0.31457
27	0.00000	SLE-TBM	Min	27-1	0.00000
27	0.15729	SLE-TBM	Min	27-1	0.15729
27	0.31457	SLE-TBM	Min	27-1	0.31457
28	0.00000	SLU-TBM	Max	28-1	0.00000
28	0.15729	SLU-TBM	Max	28-1	0.15729
28	0.31457	SLU-TBM	Max	28-1	0.31457
28	0.00000	SLU-TBM	Min	28-1	0.00000
28	0.15729	SLU-TBM	Min	28-1	0.15729
28	0.31457	SLU-TBM	Min	28-1	0.31457
28	0.00000	SLE-TBM	Max	28-1	0.00000
28	0.15729	SLE-TBM	Max	28-1	0.15729
28	0.31457	SLE-TBM	Max	28-1	0.31457
28	0.00000	SLE-TBM	Min	28-1	0.00000
28	0.15729	SLE-TBM	Min	28-1	0.15729
28	0.31457	SLE-TBM	Min	28-1	0.31457
29	0.00000	SLU-TBM	Max	29-1	0.00000
29	0.15729	SLU-TBM	Max	29-1	0.15729
29	0.31457	SLU-TBM	Max	29-1	0.31457
29	0.00000	SLU-TBM	Min	29-1	0.00000
29	0.15729	SLU-TBM	Min	29-1	0.15729
29	0.31457	SLU-TBM	Min	29-1	0.31457
29	0.00000	SLE-TBM	Max	29-1	0.00000
29	0.15729	SLE-TBM	Max	29-1	0.15729
29	0.31457	SLE-TBM	Max	29-1	0.31457
29	0.00000	SLE-TBM	Min	29-1	0.00000

Table: Element Forces - Frames, Part 4 of 4

Frame	Station m	OutputCase	StepType	FrameElem	ElemStation m
29	0.15729	SLE-TBM	Min	29-1	0.15729
29	0.31457	SLE-TBM	Min	29-1	0.31457
30	0.00000	SLU-TBM	Max	30-1	0.00000
30	0.15729	SLU-TBM	Max	30-1	0.15729
30	0.31457	SLU-TBM	Max	30-1	0.31457
30	0.00000	SLU-TBM	Min	30-1	0.00000
30	0.15729	SLU-TBM	Min	30-1	0.15729
30	0.31457	SLU-TBM	Min	30-1	0.31457
30	0.00000	SLE-TBM	Max	30-1	0.00000
30	0.15729	SLE-TBM	Max	30-1	0.15729
30	0.31457	SLE-TBM	Max	30-1	0.31457
30	0.00000	SLE-TBM	Min	30-1	0.00000
30	0.15729	SLE-TBM	Min	30-1	0.15729
30	0.31457	SLE-TBM	Min	30-1	0.31457
31	0.00000	SLU-TBM	Max	31-1	0.00000
31	0.15729	SLU-TBM	Max	31-1	0.15729
31	0.31457	SLU-TBM	Max	31-1	0.31457
31	0.00000	SLU-TBM	Min	31-1	0.00000
31	0.15729	SLU-TBM	Min	31-1	0.15729
31	0.31457	SLU-TBM	Min	31-1	0.31457
31	0.00000	SLE-TBM	Max	31-1	0.00000
31	0.15729	SLE-TBM	Max	31-1	0.15729
31	0.31457	SLE-TBM	Max	31-1	0.31457
31	0.00000	SLE-TBM	Min	31-1	0.00000
31	0.15729	SLE-TBM	Min	31-1	0.15729
31	0.31457	SLE-TBM	Min	31-1	0.31457
32	0.00000	SLU-TBM	Max	32-1	0.00000
32	0.15729	SLU-TBM	Max	32-1	0.15729
32	0.31457	SLU-TBM	Max	32-1	0.31457
32	0.00000	SLU-TBM	Min	32-1	0.00000
32	0.15729	SLU-TBM	Min	32-1	0.15729
32	0.31457	SLU-TBM	Min	32-1	0.31457
32	0.00000	SLE-TBM	Max	32-1	0.00000
32	0.15729	SLE-TBM	Max	32-1	0.15729
32	0.31457	SLE-TBM	Max	32-1	0.31457
32	0.00000	SLE-TBM	Min	32-1	0.00000
32	0.15729	SLE-TBM	Min	32-1	0.15729
32	0.31457	SLE-TBM	Min	32-1	0.31457
33	0.00000	SLU-TBM	Max	33-1	0.00000
33	0.15729	SLU-TBM	Max	33-1	0.15729
33	0.31457	SLU-TBM	Max	33-1	0.31457
33	0.00000	SLU-TBM	Min	33-1	0.00000
33	0.15729	SLU-TBM	Min	33-1	0.15729
33	0.31457	SLU-TBM	Min	33-1	0.31457
33	0.00000	SLE-TBM	Max	33-1	0.00000
33	0.15729	SLE-TBM	Max	33-1	0.15729
33	0.31457	SLE-TBM	Max	33-1	0.31457
33	0.00000	SLE-TBM	Min	33-1	0.00000
33	0.15729	SLE-TBM	Min	33-1	0.15729
33	0.31457	SLE-TBM	Min	33-1	0.31457
34	0.00000	SLU-TBM	Max	34-1	0.00000
34	0.15729	SLU-TBM	Max	34-1	0.15729
34	0.31457	SLU-TBM	Max	34-1	0.31457
34	0.00000	SLU-TBM	Min	34-1	0.00000
34	0.15729	SLU-TBM	Min	34-1	0.15729
34	0.31457	SLU-TBM	Min	34-1	0.31457
34	0.00000	SLE-TBM	Max	34-1	0.00000
34	0.15729	SLE-TBM	Max	34-1	0.15729
34	0.31457	SLE-TBM	Max	34-1	0.31457

Table: Element Forces - Frames, Part 4 of 4

Frame	Station m	OutputCase	StepType	FrameElem	ElemStation m
34	0.00000	SLE-TBM	Min	34-1	0.00000
34	0.15729	SLE-TBM	Min	34-1	0.15729
34	0.31457	SLE-TBM	Min	34-1	0.31457
35	0.00000	SLU-TBM	Max	35-1	0.00000
35	0.15729	SLU-TBM	Max	35-1	0.15729
35	0.31457	SLU-TBM	Max	35-1	0.31457
35	0.00000	SLU-TBM	Min	35-1	0.00000
35	0.15729	SLU-TBM	Min	35-1	0.15729
35	0.31457	SLU-TBM	Min	35-1	0.31457
35	0.00000	SLE-TBM	Max	35-1	0.00000
35	0.15729	SLE-TBM	Max	35-1	0.15729
35	0.31457	SLE-TBM	Max	35-1	0.31457
35	0.00000	SLE-TBM	Min	35-1	0.00000
35	0.15729	SLE-TBM	Min	35-1	0.15729
35	0.31457	SLE-TBM	Min	35-1	0.31457
36	0.00000	SLU-TBM	Max	36-1	0.00000
36	0.15729	SLU-TBM	Max	36-1	0.15729
36	0.31457	SLU-TBM	Max	36-1	0.31457
36	0.00000	SLU-TBM	Min	36-1	0.00000
36	0.15729	SLU-TBM	Min	36-1	0.15729
36	0.31457	SLU-TBM	Min	36-1	0.31457
36	0.00000	SLE-TBM	Max	36-1	0.00000
36	0.15729	SLE-TBM	Max	36-1	0.15729
36	0.31457	SLE-TBM	Max	36-1	0.31457
36	0.00000	SLE-TBM	Min	36-1	0.00000
36	0.15729	SLE-TBM	Min	36-1	0.15729
36	0.31457	SLE-TBM	Min	36-1	0.31457
37	0.00000	SLU-TBM	Max	37-1	0.00000
37	0.15729	SLU-TBM	Max	37-1	0.15729
37	0.31457	SLU-TBM	Max	37-1	0.31457
37	0.00000	SLU-TBM	Min	37-1	0.00000
37	0.15729	SLU-TBM	Min	37-1	0.15729
37	0.31457	SLU-TBM	Min	37-1	0.31457
37	0.00000	SLE-TBM	Max	37-1	0.00000
37	0.15729	SLE-TBM	Max	37-1	0.15729
37	0.31457	SLE-TBM	Max	37-1	0.31457
37	0.00000	SLE-TBM	Min	37-1	0.00000
37	0.15729	SLE-TBM	Min	37-1	0.15729
37	0.31457	SLE-TBM	Min	37-1	0.31457
38	0.00000	SLU-TBM	Max	38-1	0.00000
38	0.15729	SLU-TBM	Max	38-1	0.15729
38	0.31457	SLU-TBM	Max	38-1	0.31457
38	0.00000	SLU-TBM	Min	38-1	0.00000
38	0.15729	SLU-TBM	Min	38-1	0.15729
38	0.31457	SLU-TBM	Min	38-1	0.31457
38	0.00000	SLE-TBM	Max	38-1	0.00000
38	0.15729	SLE-TBM	Max	38-1	0.15729
38	0.31457	SLE-TBM	Max	38-1	0.31457
38	0.00000	SLE-TBM	Min	38-1	0.00000
38	0.15729	SLE-TBM	Min	38-1	0.15729
38	0.31457	SLE-TBM	Min	38-1	0.31457
39	0.00000	SLU-TBM	Max	39-1	0.00000
39	0.15729	SLU-TBM	Max	39-1	0.15729
39	0.31457	SLU-TBM	Max	39-1	0.31457
39	0.00000	SLU-TBM	Min	39-1	0.00000
39	0.15729	SLU-TBM	Min	39-1	0.15729
39	0.31457	SLU-TBM	Min	39-1	0.31457
39	0.00000	SLE-TBM	Max	39-1	0.00000
39	0.15729	SLE-TBM	Max	39-1	0.15729

Table: Element Forces - Frames, Part 4 of 4

Frame	Station m	OutputCase	StepType	FrameElem	ElemStation m
39	0.31457	SLE-TBM	Max	39-1	0.31457
39	0.00000	SLE-TBM	Min	39-1	0.00000
39	0.15729	SLE-TBM	Min	39-1	0.15729
39	0.31457	SLE-TBM	Min	39-1	0.31457
40	0.00000	SLU-TBM	Max	40-1	0.00000
40	0.15729	SLU-TBM	Max	40-1	0.15729
40	0.31457	SLU-TBM	Max	40-1	0.31457
40	0.00000	SLU-TBM	Min	40-1	0.00000
40	0.15729	SLU-TBM	Min	40-1	0.15729
40	0.31457	SLU-TBM	Min	40-1	0.31457
40	0.00000	SLE-TBM	Max	40-1	0.00000
40	0.15729	SLE-TBM	Max	40-1	0.15729
40	0.31457	SLE-TBM	Max	40-1	0.31457
40	0.00000	SLE-TBM	Min	40-1	0.00000
40	0.15729	SLE-TBM	Min	40-1	0.15729
40	0.31457	SLE-TBM	Min	40-1	0.31457
41	0.00000	SLU-TBM	Max	41-1	0.00000
41	0.12642	SLU-TBM	Max	41-1	0.12642
41	0.25284	SLU-TBM	Max	41-1	0.25284
41	0.00000	SLU-TBM	Min	41-1	0.00000
41	0.12642	SLU-TBM	Min	41-1	0.12642
41	0.25284	SLU-TBM	Min	41-1	0.25284
41	0.00000	SLE-TBM	Max	41-1	0.00000
41	0.12642	SLE-TBM	Max	41-1	0.12642
41	0.25284	SLE-TBM	Max	41-1	0.25284
41	0.00000	SLE-TBM	Min	41-1	0.00000
41	0.12642	SLE-TBM	Min	41-1	0.12642
41	0.25284	SLE-TBM	Min	41-1	0.25284
42	0.00000	SLU-TBM	Max	42-1	0.00000
42	0.15729	SLU-TBM	Max	42-1	0.15729
42	0.31457	SLU-TBM	Max	42-1	0.31457
42	0.00000	SLU-TBM	Min	42-1	0.00000
42	0.15729	SLU-TBM	Min	42-1	0.15729
42	0.31457	SLU-TBM	Min	42-1	0.31457
42	0.00000	SLE-TBM	Max	42-1	0.00000
42	0.15729	SLE-TBM	Max	42-1	0.15729
42	0.31457	SLE-TBM	Max	42-1	0.31457
42	0.00000	SLE-TBM	Min	42-1	0.00000
42	0.15729	SLE-TBM	Min	42-1	0.15729
42	0.31457	SLE-TBM	Min	42-1	0.31457
43	0.00000	SLU-TBM	Max	43-1	0.00000
43	0.15729	SLU-TBM	Max	43-1	0.15729
43	0.31457	SLU-TBM	Max	43-1	0.31457
43	0.00000	SLU-TBM	Min	43-1	0.00000
43	0.15729	SLU-TBM	Min	43-1	0.15729
43	0.31457	SLU-TBM	Min	43-1	0.31457
43	0.00000	SLE-TBM	Max	43-1	0.00000
43	0.15729	SLE-TBM	Max	43-1	0.15729
43	0.31457	SLE-TBM	Max	43-1	0.31457
43	0.00000	SLE-TBM	Min	43-1	0.00000
43	0.15729	SLE-TBM	Min	43-1	0.15729
43	0.31457	SLE-TBM	Min	43-1	0.31457
44	0.00000	SLU-TBM	Max	44-1	0.00000
44	0.15729	SLU-TBM	Max	44-1	0.15729
44	0.31457	SLU-TBM	Max	44-1	0.31457
44	0.00000	SLU-TBM	Min	44-1	0.00000
44	0.15729	SLU-TBM	Min	44-1	0.15729
44	0.31457	SLU-TBM	Min	44-1	0.31457
44	0.00000	SLE-TBM	Max	44-1	0.00000

Table: Element Forces - Frames, Part 4 of 4

Frame	Station m	OutputCase	StepType	FrameElem	ElemStation m
44	0.15729	SLE-TBM	Max	44-1	0.15729
44	0.31457	SLE-TBM	Max	44-1	0.31457
44	0.00000	SLE-TBM	Min	44-1	0.00000
44	0.15729	SLE-TBM	Min	44-1	0.15729
44	0.31457	SLE-TBM	Min	44-1	0.31457
45	0.00000	SLU-TBM	Max	45-1	0.00000
45	0.15729	SLU-TBM	Max	45-1	0.15729
45	0.31457	SLU-TBM	Max	45-1	0.31457
45	0.00000	SLU-TBM	Min	45-1	0.00000
45	0.15729	SLU-TBM	Min	45-1	0.15729
45	0.31457	SLU-TBM	Min	45-1	0.31457
45	0.00000	SLE-TBM	Max	45-1	0.00000
45	0.15729	SLE-TBM	Max	45-1	0.15729
45	0.31457	SLE-TBM	Max	45-1	0.31457
45	0.00000	SLE-TBM	Min	45-1	0.00000
45	0.15729	SLE-TBM	Min	45-1	0.15729
45	0.31457	SLE-TBM	Min	45-1	0.31457
46	0.00000	SLU-TBM	Max	46-1	0.00000
46	0.15729	SLU-TBM	Max	46-1	0.15729
46	0.31457	SLU-TBM	Max	46-1	0.31457
46	0.00000	SLU-TBM	Min	46-1	0.00000
46	0.15729	SLU-TBM	Min	46-1	0.15729
46	0.31457	SLU-TBM	Min	46-1	0.31457
46	0.00000	SLE-TBM	Max	46-1	0.00000
46	0.15729	SLE-TBM	Max	46-1	0.15729
46	0.31457	SLE-TBM	Max	46-1	0.31457
46	0.00000	SLE-TBM	Min	46-1	0.00000
46	0.15729	SLE-TBM	Min	46-1	0.15729
46	0.31457	SLE-TBM	Min	46-1	0.31457
47	0.00000	SLU-TBM	Max	47-1	0.00000
47	0.15729	SLU-TBM	Max	47-1	0.15729
47	0.31457	SLU-TBM	Max	47-1	0.31457
47	0.00000	SLU-TBM	Min	47-1	0.00000
47	0.15729	SLU-TBM	Min	47-1	0.15729
47	0.31457	SLU-TBM	Min	47-1	0.31457
47	0.00000	SLE-TBM	Max	47-1	0.00000
47	0.15729	SLE-TBM	Max	47-1	0.15729
47	0.31457	SLE-TBM	Max	47-1	0.31457
47	0.00000	SLE-TBM	Min	47-1	0.00000
47	0.15729	SLE-TBM	Min	47-1	0.15729
47	0.31457	SLE-TBM	Min	47-1	0.31457
48	0.00000	SLU-TBM	Max	48-1	0.00000
48	0.15729	SLU-TBM	Max	48-1	0.15729
48	0.31457	SLU-TBM	Max	48-1	0.31457
48	0.00000	SLU-TBM	Min	48-1	0.00000
48	0.15729	SLU-TBM	Min	48-1	0.15729
48	0.31457	SLU-TBM	Min	48-1	0.31457
48	0.00000	SLE-TBM	Max	48-1	0.00000
48	0.15729	SLE-TBM	Max	48-1	0.15729
48	0.31457	SLE-TBM	Max	48-1	0.31457
48	0.00000	SLE-TBM	Min	48-1	0.00000
48	0.15729	SLE-TBM	Min	48-1	0.15729
48	0.31457	SLE-TBM	Min	48-1	0.31457
49	0.00000	SLU-TBM	Max	49-1	0.00000
49	0.28396	SLU-TBM	Max	49-1	0.28396
49	0.00000	SLU-TBM	Min	49-1	0.00000
49	0.28396	SLU-TBM	Min	49-1	0.28396
49	0.00000	SLE-TBM	Max	49-1	0.00000
49	0.28396	SLE-TBM	Max	49-1	0.28396

Table: Element Forces - Frames, Part 4 of 4

Frame	Station m	OutputCase	StepType	FrameElem	ElemStation m
49	0.00000	SLE-TBM	Min	49-1	0.00000
49	0.28396	SLE-TBM	Min	49-1	0.28396
50	0.00000	SLU-TBM	Max	50-1	0.00000
50	0.28396	SLU-TBM	Max	50-1	0.28396
50	0.00000	SLU-TBM	Min	50-1	0.00000
50	0.28396	SLU-TBM	Min	50-1	0.28396
50	0.00000	SLE-TBM	Max	50-1	0.00000
50	0.28396	SLE-TBM	Max	50-1	0.28396
50	0.00000	SLE-TBM	Min	50-1	0.00000
50	0.28396	SLE-TBM	Min	50-1	0.28396
51	0.00000	SLU-TBM	Max	51-1	0.00000
51	0.28396	SLU-TBM	Max	51-1	0.28396
51	0.00000	SLU-TBM	Min	51-1	0.00000
51	0.28396	SLU-TBM	Min	51-1	0.28396
51	0.00000	SLE-TBM	Max	51-1	0.00000
51	0.28396	SLE-TBM	Max	51-1	0.28396
51	0.00000	SLE-TBM	Min	51-1	0.00000
51	0.28396	SLE-TBM	Min	51-1	0.28396
52	0.00000	SLU-TBM	Max	52-1	0.00000
52	0.28396	SLU-TBM	Max	52-1	0.28396
52	0.00000	SLU-TBM	Min	52-1	0.00000
52	0.28396	SLU-TBM	Min	52-1	0.28396
52	0.00000	SLE-TBM	Max	52-1	0.00000
52	0.28396	SLE-TBM	Max	52-1	0.28396
52	0.00000	SLE-TBM	Min	52-1	0.00000
52	0.28396	SLE-TBM	Min	52-1	0.28396
53	0.00000	SLU-TBM	Max	53-1	0.00000
53	0.28396	SLU-TBM	Max	53-1	0.28396
53	0.00000	SLU-TBM	Min	53-1	0.00000
53	0.28396	SLU-TBM	Min	53-1	0.28396
53	0.00000	SLE-TBM	Max	53-1	0.00000
53	0.28396	SLE-TBM	Max	53-1	0.28396
53	0.00000	SLE-TBM	Min	53-1	0.00000
53	0.28396	SLE-TBM	Min	53-1	0.28396
54	0.00000	SLU-TBM	Max	54-1	0.00000
54	0.28396	SLU-TBM	Max	54-1	0.28396
54	0.00000	SLU-TBM	Min	54-1	0.00000
54	0.28396	SLU-TBM	Min	54-1	0.28396
54	0.00000	SLE-TBM	Max	54-1	0.00000
54	0.28396	SLE-TBM	Max	54-1	0.28396
54	0.00000	SLE-TBM	Min	54-1	0.00000
54	0.28396	SLE-TBM	Min	54-1	0.28396
55	0.00000	SLU-TBM	Max	55-1	0.00000
55	0.15729	SLU-TBM	Max	55-1	0.15729
55	0.31457	SLU-TBM	Max	55-1	0.31457
55	0.00000	SLU-TBM	Min	55-1	0.00000
55	0.15729	SLU-TBM	Min	55-1	0.15729
55	0.31457	SLU-TBM	Min	55-1	0.31457
55	0.00000	SLE-TBM	Max	55-1	0.00000
55	0.15729	SLE-TBM	Max	55-1	0.15729
55	0.31457	SLE-TBM	Max	55-1	0.31457
55	0.00000	SLE-TBM	Min	55-1	0.00000
55	0.15729	SLE-TBM	Min	55-1	0.15729
55	0.31457	SLE-TBM	Min	55-1	0.31457
56	0.00000	SLU-TBM	Max	56-1	0.00000
56	0.18815	SLU-TBM	Max	56-1	0.18815
56	0.37630	SLU-TBM	Max	56-1	0.37630
56	0.00000	SLU-TBM	Min	56-1	0.00000
56	0.18815	SLU-TBM	Min	56-1	0.18815

Table: Element Forces - Frames, Part 4 of 4

Frame	Station m	OutputCase	StepType	FrameElem	ElemStation m
56	0.37630	SLU-TBM	Min	56-1	0.37630
56	0.00000	SLE-TBM	Max	56-1	0.00000
56	0.18815	SLE-TBM	Max	56-1	0.18815
56	0.37630	SLE-TBM	Max	56-1	0.37630
56	0.00000	SLE-TBM	Min	56-1	0.00000
56	0.18815	SLE-TBM	Min	56-1	0.18815
56	0.37630	SLE-TBM	Min	56-1	0.37630
57	0.00000	SLU-TBM	Max	57-1	0.00000
57	0.18815	SLU-TBM	Max	57-1	0.18815
57	0.37630	SLU-TBM	Max	57-1	0.37630
57	0.00000	SLU-TBM	Min	57-1	0.00000
57	0.18815	SLU-TBM	Min	57-1	0.18815
57	0.37630	SLU-TBM	Min	57-1	0.37630
57	0.00000	SLE-TBM	Max	57-1	0.00000
57	0.18815	SLE-TBM	Max	57-1	0.18815
57	0.37630	SLE-TBM	Max	57-1	0.37630
57	0.00000	SLE-TBM	Min	57-1	0.00000
57	0.18815	SLE-TBM	Min	57-1	0.18815
57	0.37630	SLE-TBM	Min	57-1	0.37630
58	0.00000	SLU-TBM	Max	58-1	0.00000
58	0.15729	SLU-TBM	Max	58-1	0.15729
58	0.31457	SLU-TBM	Max	58-1	0.31457
58	0.00000	SLU-TBM	Min	58-1	0.00000
58	0.15729	SLU-TBM	Min	58-1	0.15729
58	0.31457	SLU-TBM	Min	58-1	0.31457
58	0.00000	SLE-TBM	Max	58-1	0.00000
58	0.15729	SLE-TBM	Max	58-1	0.15729
58	0.31457	SLE-TBM	Max	58-1	0.31457
58	0.00000	SLE-TBM	Min	58-1	0.00000
58	0.15729	SLE-TBM	Min	58-1	0.15729
58	0.31457	SLE-TBM	Min	58-1	0.31457

Table: Frame Auto Mesh Assignments

Table: Frame Auto Mesh Assignments

Frame	AutoMesh	AtJoints	AtFrames	NumSegments	MaxLength m	MaxDegrees Degrees
1	Yes	Yes	No	0	0.000000	0.000
2	Yes	Yes	No	0	0.000000	0.000
3	Yes	Yes	No	0	0.000000	0.000
4	Yes	Yes	No	0	0.000000	0.000
5	Yes	Yes	No	0	0.000000	0.000
6	Yes	Yes	No	0	0.000000	0.000
7	Yes	Yes	No	0	0.000000	0.000
8	Yes	Yes	No	0	0.000000	0.000
9	Yes	Yes	No	0	0.000000	0.000
10	Yes	Yes	No	0	0.000000	0.000
11	Yes	Yes	No	0	0.000000	0.000
12	Yes	Yes	No	0	0.000000	0.000
13	Yes	Yes	No	0	0.000000	0.000
14	Yes	Yes	No	0	0.000000	0.000
15	Yes	Yes	No	0	0.000000	0.000
16	Yes	Yes	No	0	0.000000	0.000
17	Yes	Yes	No	0	0.000000	0.000
18	Yes	Yes	No	0	0.000000	0.000
19	Yes	Yes	No	0	0.000000	0.000
20	Yes	Yes	No	0	0.000000	0.000

Table: Frame Auto Mesh Assignments

Frame	AutoMesh	AtJoints	AtFrames	NumSegments	MaxLength m	MaxDegrees Degrees
21	Yes	Yes	No	0	0.000000	0.000
22	Yes	Yes	No	0	0.000000	0.000
23	Yes	Yes	No	0	0.000000	0.000
24	Yes	Yes	No	0	0.000000	0.000
25	Yes	Yes	No	0	0.000000	0.000
26	Yes	Yes	No	0	0.000000	0.000
27	Yes	Yes	No	0	0.000000	0.000
28	Yes	Yes	No	0	0.000000	0.000
29	Yes	Yes	No	0	0.000000	0.000
30	Yes	Yes	No	0	0.000000	0.000
31	Yes	Yes	No	0	0.000000	0.000
32	Yes	Yes	No	0	0.000000	0.000
33	Yes	Yes	No	0	0.000000	0.000
34	Yes	Yes	No	0	0.000000	0.000
35	Yes	Yes	No	0	0.000000	0.000
36	Yes	Yes	No	0	0.000000	0.000
37	Yes	Yes	No	0	0.000000	0.000
38	Yes	Yes	No	0	0.000000	0.000
39	Yes	Yes	No	0	0.000000	0.000
40	Yes	Yes	No	0	0.000000	0.000
41	Yes	Yes	No	0	0.000000	0.000
42	Yes	Yes	No	0	0.000000	0.000
43	Yes	Yes	No	0	0.000000	0.000
44	Yes	Yes	No	0	0.000000	0.000
45	Yes	Yes	No	0	0.000000	0.000
46	Yes	Yes	No	0	0.000000	0.000
47	Yes	Yes	No	0	0.000000	0.000
48	Yes	Yes	No	0	0.000000	0.000
49	Yes	Yes	No	0	0.000000	0.000
50	Yes	Yes	No	0	0.000000	0.000
51	Yes	Yes	No	0	0.000000	0.000
52	Yes	Yes	No	0	0.000000	0.000
53	Yes	Yes	No	0	0.000000	0.000
54	Yes	Yes	No	0	0.000000	0.000
55	Yes	Yes	No	0	0.000000	0.000
56	Yes	Yes	No	0	0.000000	0.000
57	Yes	Yes	No	0	0.000000	0.000
58	Yes	Yes	No	0	0.000000	0.000

Table: Frame Output Station Assignments

Table: Frame Output Station Assignments

Frame	StationType	MinNumSta	MaxStaSpcg m	AddAtElmnt	AddAtPtLoad
1	MaxStaSpcg		0.50000	Yes	Yes
2	MaxStaSpcg		0.50000	Yes	Yes
3	MaxStaSpcg		0.50000	Yes	Yes
4	MaxStaSpcg		0.50000	Yes	Yes
5	MaxStaSpcg		0.50000	Yes	Yes
6	MaxStaSpcg		0.50000	Yes	Yes
7	MinNumSta	3		Yes	Yes
8	MinNumSta	3		Yes	Yes
9	MinNumSta	3		Yes	Yes
10	MinNumSta	3		Yes	Yes
11	MinNumSta	3		Yes	Yes
12	MinNumSta	3		Yes	Yes

Table: Frame Output Station Assignments

Frame	StationType	MinNumSta	MaxStaSpcg	AddAtElmin t	AddAtPtLoa d
			m		
13	MinNumSta	3		Yes	Yes
14	MinNumSta	3		Yes	Yes
15	MinNumSta	3		Yes	Yes
16	MinNumSta	3		Yes	Yes
17	MinNumSta	3		Yes	Yes
18	MinNumSta	3		Yes	Yes
19	MinNumSta	3		Yes	Yes
20	MinNumSta	3		Yes	Yes
21	MinNumSta	3		Yes	Yes
22	MinNumSta	3		Yes	Yes
23	MinNumSta	3		Yes	Yes
24	MinNumSta	3		Yes	Yes
25	MinNumSta	3		Yes	Yes
26	MinNumSta	3		Yes	Yes
27	MinNumSta	3		Yes	Yes
28	MinNumSta	3		Yes	Yes
29	MinNumSta	3		Yes	Yes
30	MinNumSta	3		Yes	Yes
31	MinNumSta	3		Yes	Yes
32	MinNumSta	3		Yes	Yes
33	MinNumSta	3		Yes	Yes
34	MinNumSta	3		Yes	Yes
35	MinNumSta	3		Yes	Yes
36	MinNumSta	3		Yes	Yes
37	MinNumSta	3		Yes	Yes
38	MinNumSta	3		Yes	Yes
39	MinNumSta	3		Yes	Yes
40	MinNumSta	3		Yes	Yes
41	MinNumSta	3		Yes	Yes
42	MinNumSta	3		Yes	Yes
43	MinNumSta	3		Yes	Yes
44	MinNumSta	3		Yes	Yes
45	MinNumSta	3		Yes	Yes
46	MinNumSta	3		Yes	Yes
47	MinNumSta	3		Yes	Yes
48	MinNumSta	3		Yes	Yes
49	MaxStaSpcg		0.50000	Yes	Yes
50	MaxStaSpcg		0.50000	Yes	Yes
51	MaxStaSpcg		0.50000	Yes	Yes
52	MaxStaSpcg		0.50000	Yes	Yes
53	MaxStaSpcg		0.50000	Yes	Yes
54	MaxStaSpcg		0.50000	Yes	Yes
55	MinNumSta	3		Yes	Yes
56	MinNumSta	3		Yes	Yes
57	MinNumSta	3		Yes	Yes
58	MinNumSta	3		Yes	Yes

Table: Frame Section Assignments

Table: Frame Section Assignments

Frame	SectionType	AutoSelect	AnalSect	DesignSect	MatProp
1	Rectangular	N.A.	1.5	1.5	Default
2	Rectangular	N.A.	1.5	1.5	Default
3	Rectangular	N.A.	1.5	1.5	Default
4	Rectangular	N.A.	1.5	1.5	Default
5	Rectangular	N.A.	1.5	1.5	Default

Table: Frame Section Assignments

Frame	SectionType	AutoSelect	AnalSect	DesignSect	MatProp
6	Rectangular	N.A.	1.5	1.5	Default
7	Rectangular	N.A.	1	1	Default
8	Rectangular	N.A.	1	1	Default
9	Rectangular	N.A.	1	1	Default
10	Rectangular	N.A.	1	1	Default
11	Rectangular	N.A.	1	1	Default
12	Rectangular	N.A.	1	1	Default
13	Rectangular	N.A.	1	1	Default
14	Rectangular	N.A.	1	1	Default
15	Rectangular	N.A.	1	1	Default
16	Rectangular	N.A.	1	1	Default
17	Rectangular	N.A.	1	1	Default
18	Rectangular	N.A.	1	1	Default
19	Rectangular	N.A.	1	1	Default
20	Rectangular	N.A.	1	1	Default
21	Rectangular	N.A.	1	1	Default
22	Rectangular	N.A.	1	1	Default
23	Rectangular	N.A.	1	1	Default
24	Rectangular	N.A.	1	1	Default
25	Rectangular	N.A.	1	1	Default
26	Rectangular	N.A.	1	1	Default
27	Rectangular	N.A.	1	1	Default
28	Rectangular	N.A.	1	1	Default
29	Rectangular	N.A.	1	1	Default
30	Rectangular	N.A.	1	1	Default
31	Rectangular	N.A.	1	1	Default
32	Rectangular	N.A.	1	1	Default
33	Rectangular	N.A.	1	1	Default
34	Rectangular	N.A.	1	1	Default
35	Rectangular	N.A.	1	1	Default
36	Rectangular	N.A.	1	1	Default
37	Rectangular	N.A.	1	1	Default
38	Rectangular	N.A.	1	1	Default
39	Rectangular	N.A.	1	1	Default
40	Rectangular	N.A.	1	1	Default
41	Rectangular	N.A.	1	1	Default
42	Rectangular	N.A.	1	1	Default
43	Rectangular	N.A.	1	1	Default
44	Rectangular	N.A.	1	1	Default
45	Rectangular	N.A.	1	1	Default
46	Rectangular	N.A.	1	1	Default
47	Rectangular	N.A.	1	1	Default
48	Rectangular	N.A.	1	1	Default
49	Rectangular	N.A.	1.5	1.5	Default
50	Rectangular	N.A.	1.5	1.5	Default
51	Rectangular	N.A.	1.5	1.5	Default
52	Rectangular	N.A.	1.5	1.5	Default
53	Rectangular	N.A.	1.5	1.5	Default
54	Rectangular	N.A.	1.5	1.5	Default
55	Rectangular	N.A.	1	1	Default
56	Rectangular	N.A.	1	1	Default
57	Rectangular	N.A.	1	1	Default
58	Rectangular	N.A.	1	1	Default

Table: Frame Section Properties 01 - General, Part 1 of 6

Table: Frame Section Properties 01 - General, Part 1 of 6

SectionName	Material	Shape	t3 m	t2 m	Area m2	TorsConst m4
1	C25/30	Rectangular	1.000000	1.000000	1.000000	0.140833
1.35	C25/30	Rectangular	1.350000	1.000000	1.350000	0.245269
1.5	C25/30	Rectangular	1.500000	1.000000	1.500000	0.293457
2	C25/30	Rectangular	2.000000	1.000000	2.000000	0.457760

Table: Frame Section Properties 01 - General, Part 2 of 6

Table: Frame Section Properties 01 - General, Part 2 of 6

SectionName	I33 m4	I22 m4	I23 m4	AS2 m2	AS3 m2	S33 m3	S22 m3
1	0.083333	0.083333	0.000000	0.833333	0.833333	0.166667	0.166667
1.35	0.205031	0.112500	0.000000	1.125000	1.125000	0.303750	0.225000
1.5	0.281250	0.125000	0.000000	1.250000	1.250000	0.375000	0.250000
2	0.666667	0.166667	0.000000	1.666667	1.666667	0.666667	0.333333

Table: Frame Section Properties 01 - General, Part 3 of 6

Table: Frame Section Properties 01 - General, Part 3 of 6

SectionName	Z33 m3	Z22 m3	R33 m	R22 m	EccV2 m	ConcCol	ConcBeam
1	0.250000	0.250000	0.288675	0.288675	0.000000	Yes	No
1.35	0.455625	0.337500	0.389711	0.288675	0.000000	Yes	No
1.5	0.562500	0.375000	0.433013	0.288675	0.000000	Yes	No
2	1.000000	0.500000	0.577350	0.288675	0.000000	No	Yes

Table: Frame Section Properties 01 - General, Part 4 of 6

Table: Frame Section Properties 01 - General, Part 4 of 6

SectionName	Color	TotalWt KN	TotalMass KN-s2/m	FromFile	AMod	A2Mod	A3Mod
1	4227327	361.653	36.88	No	1.000000	1.000000	1.000000
1.35	Blue	0.000	0.00	No	1.000000	1.000000	1.000000
1.5	Green	127.744	13.03	No	1.000000	1.000000	1.000000
2	12615935	0.000	0.00	No	1.000000	1.000000	1.000000

Table: Frame Section Properties 01 - General, Part 5 of 6

Table: Frame Section Properties 01 - General, Part 5 of 6

SectionName	JMod	I2Mod	I3Mod	MMod	WMod	GUID
1	1.000000	1.000000	1.000000	1.000000	1.000000	
1.35	1.000000	1.000000	1.000000	1.000000	1.000000	
1.5	1.000000	1.000000	1.000000	1.000000	1.000000	
2	1.000000	1.000000	1.000000	1.000000	1.000000	

Table: Frame Section Properties 01 - General, Part 6 of 6

Table: Frame Section Properties 01 - General, Part 6 of 6

SectionName	Notes
1	Added 24/07/2020 10:24:12
1.35	Added 24/07/2020 10:24:30
1.5	Added 31/07/2020 16:26:02

Table: Frame Section Properties 01 - General, Part 6 of 6

SectionName	Notes
2	Added 18/11/2020 13:23:00

Table: Frame Spring Assignments

Table: Frame Spring Assignments

Frame	Type	Stiffness KN/m/m	SimpleType	Dir1Type	Dir
1	Simple	146987.00	Compression Only	Object Axes	2
2	Simple	146987.00	Compression Only	Object Axes	2
3	Simple	146987.00	Compression Only	Object Axes	2
4	Simple	146987.00	Compression Only	Object Axes	2
5	Simple	146987.00	Compression Only	Object Axes	2
6	Simple	146987.00	Compression Only	Object Axes	2
7	Simple	22129.00	Compression Only	Object Axes	2
8	Simple	22129.00	Compression Only	Object Axes	2
9	Simple	22129.00	Compression Only	Object Axes	2
10	Simple	22129.00	Compression Only	Object Axes	2
11	Simple	22129.00	Compression Only	Object Axes	2
12	Simple	22129.00	Compression Only	Object Axes	2
13	Simple	22129.00	Compression Only	Object Axes	2
14	Simple	22129.00	Compression Only	Object Axes	2
15	Simple	22129.00	Compression Only	Object Axes	2
16	Simple	22129.00	Compression Only	Object Axes	2
17	Simple	22129.00	Compression Only	Object Axes	2
18	Simple	22129.00	Compression Only	Object Axes	2
19	Simple	22129.00	Compression Only	Object Axes	2
20	Simple	22129.00	Compression Only	Object Axes	2
21	Simple	22129.00	Compression Only	Object Axes	2
22	Simple	22129.00	Compression Only	Object Axes	2
23	Simple	22129.00	Compression Only	Object Axes	2
24	Simple	22129.00	Compression Only	Object Axes	2
25	Simple	22129.00	Compression Only	Object Axes	2
26	Simple	22129.00	Compression Only	Object Axes	2
27	Simple	22129.00	Compression Only	Object Axes	2
28	Simple	22129.00	Compression Only	Object Axes	2
29	Simple	22129.00	Compression Only	Object Axes	2
30	Simple	22129.00	Compression Only	Object Axes	2
31	Simple	22129.00	Compression Only	Object Axes	2
32	Simple	22129.00	Compression Only	Object Axes	2
33	Simple	22129.00	Compression Only	Object Axes	2
34	Simple	22129.00	Compression Only	Object Axes	2
35	Simple	22129.00	Compression Only	Object Axes	2
36	Simple	22129.00	Compression Only	Object Axes	2
37	Simple	22129.00	Compression Only	Object Axes	2
38	Simple	22129.00	Compression Only	Object Axes	2
39	Simple	22129.00	Compression Only	Object Axes	2
40	Simple	22129.00	Compression Only	Object Axes	2
41	Simple	22129.00	Compression Only	Object Axes	2
42	Simple	22129.00	Compression Only	Object Axes	2
43	Simple	22129.00	Compression Only	Object Axes	2
44	Simple	22129.00	Compression Only	Object Axes	2
45	Simple	22129.00	Compression Only	Object Axes	2
46	Simple	22129.00	Compression Only	Object Axes	2
47	Simple	22129.00	Compression Only	Object Axes	2
48	Simple	22129.00	Compression Only	Object Axes	2
49	Simple	146987.00	Compression Only	Object Axes	2
50	Simple	146987.00	Compression Only	Object Axes	2
51	Simple	146987.00	Compression Only	Object Axes	2

Table: Frame Spring Assignments

Frame	Type	Stiffness KN/m/m	SimpleType	Dir1Type	Dir
52	Simple	146987.00	Compression Only	Object Axes	2
53	Simple	146987.00	Compression Only	Object Axes	2
54	Simple	146987.00	Compression Only	Object Axes	2
55	Simple	22129.00	Compression Only	Object Axes	2
56	Simple	22129.00	Compression Only	Object Axes	2
57	Simple	22129.00	Compression Only	Object Axes	2
58	Simple	22129.00	Compression Only	Object Axes	2

Table: Joint Coordinates, Part 1 of 2

Table: Joint Coordinates, Part 1 of 2

Joint	CoordSys	CoordType	XorR m	Y m	Z m	SpecialJt	GlobalX m
1	GLOBAL	Cartesian	-7.64934	0.00000	3.49999	No	-7.64934
2	GLOBAL	Cartesian	-7.36538	0.00000	3.49999	No	-7.36538
3	GLOBAL	Cartesian	-7.08142	0.00000	3.49999	No	-7.08142
4	GLOBAL	Cartesian	-6.79746	0.00000	3.49999	No	-6.79746
5	GLOBAL	Cartesian	-6.51350	0.00000	3.49999	No	-6.51350
6	GLOBAL	Cartesian	-6.22954	0.00000	3.49999	No	-6.22954
7	GLOBAL	Cartesian	-5.94558	0.00000	3.49999	No	-5.94558
8	GLOBAL	Cartesian	-5.78660	0.00000	3.22855	No	-5.78660
9	GLOBAL	Cartesian	-5.61524	0.00000	2.96475	No	-5.61524
10	GLOBAL	Cartesian	-5.43185	0.00000	2.70916	No	-5.43185
11	GLOBAL	Cartesian	-5.23684	0.00000	2.46232	No	-5.23684
12	GLOBAL	Cartesian	-5.03063	0.00000	2.22477	No	-5.03063
13	GLOBAL	Cartesian	-4.81365	0.00000	1.99700	No	-4.81365
14	GLOBAL	Cartesian	-4.58637	0.00000	1.77952	No	-4.58637
15	GLOBAL	Cartesian	-4.34927	0.00000	1.57278	No	-4.34927
16	GLOBAL	Cartesian	-4.10286	0.00000	1.37722	No	-4.10286
17	GLOBAL	Cartesian	-3.84768	0.00000	1.19327	No	-3.84768
18	GLOBAL	Cartesian	-3.58426	0.00000	1.02132	No	-3.58426
19	GLOBAL	Cartesian	-3.31317	0.00000	0.86174	No	-3.31317
20	GLOBAL	Cartesian	-3.03499	0.00000	0.71487	No	-3.03499
21	GLOBAL	Cartesian	-2.40208	0.00000	0.43840	No	-2.40208
22	GLOBAL	Cartesian	-2.16392	0.00000	0.35349	No	-2.16392
23	GLOBAL	Cartesian	-1.86346	0.00000	0.26031	No	-1.86346
24	GLOBAL	Cartesian	-1.55902	0.00000	0.18113	No	-1.55902
25	GLOBAL	Cartesian	-1.25124	0.00000	0.11611	No	-1.25124
26	GLOBAL	Cartesian	-0.94078	0.00000	0.06539	No	-0.94078
27	GLOBAL	Cartesian	-0.62831	0.00000	0.02909	No	-0.62831
28	GLOBAL	Cartesian	-0.31449	0.00000	0.00728	No	-0.31449
29	GLOBAL	Cartesian	-1.200E-15	0.00000	1.172E-11	No	-1.200E-15
30	GLOBAL	Cartesian	5.94558	0.00000	3.49999	No	5.94558
31	GLOBAL	Cartesian	5.78660	0.00000	3.22855	No	5.78660
32	GLOBAL	Cartesian	5.61524	0.00000	2.96475	No	5.61524
33	GLOBAL	Cartesian	5.43185	0.00000	2.70916	No	5.43185
34	GLOBAL	Cartesian	5.23684	0.00000	2.46232	No	5.23684
35	GLOBAL	Cartesian	5.03063	0.00000	2.22477	No	5.03063
36	GLOBAL	Cartesian	4.81365	0.00000	1.99700	No	4.81365
37	GLOBAL	Cartesian	4.58637	0.00000	1.77952	No	4.58637
38	GLOBAL	Cartesian	4.34927	0.00000	1.57278	No	4.34927
39	GLOBAL	Cartesian	4.10286	0.00000	1.37722	No	4.10286
40	GLOBAL	Cartesian	3.84768	0.00000	1.19327	No	3.84768
41	GLOBAL	Cartesian	3.58426	0.00000	1.02132	No	3.58426
42	GLOBAL	Cartesian	3.31317	0.00000	0.86174	No	3.31317
43	GLOBAL	Cartesian	3.03499	0.00000	0.71487	No	3.03499
44	GLOBAL	Cartesian	2.40208	0.00000	0.43840	No	2.40208
45	GLOBAL	Cartesian	2.16392	0.00000	0.35349	No	2.16392

Table: Joint Coordinates, Part 1 of 2

Joint	CoordSys	CoordType	XorR m	Y m	Z m	SpecialJt	GlobalX m
46	GLOBAL	Cartesian	1.86346	0.00000	0.26031	No	1.86346
47	GLOBAL	Cartesian	1.55902	0.00000	0.18113	No	1.55902
48	GLOBAL	Cartesian	1.25124	0.00000	0.11611	No	1.25124
49	GLOBAL	Cartesian	0.94078	0.00000	0.06539	No	0.94078
50	GLOBAL	Cartesian	0.62831	0.00000	0.02909	No	0.62831
51	GLOBAL	Cartesian	0.31449	0.00000	0.00728	No	0.31449
52	GLOBAL	Cartesian	7.64934	0.00000	3.49999	No	7.64934
53	GLOBAL	Cartesian	7.36538	0.00000	3.49999	No	7.36538
54	GLOBAL	Cartesian	7.08142	0.00000	3.49999	No	7.08142
55	GLOBAL	Cartesian	6.79746	0.00000	3.49999	No	6.79746
56	GLOBAL	Cartesian	6.51350	0.00000	3.49999	No	6.51350
57	GLOBAL	Cartesian	6.22954	0.00000	3.49999	No	6.22954
58	GLOBAL	Cartesian	-2.75031	0.00000	0.58101	No	-2.75031
59	GLOBAL	Cartesian	2.75031	0.00000	0.58101	No	2.75031

Table: Joint Coordinates, Part 2 of 2

Table: Joint Coordinates, Part 2 of 2

Joint	GlobalY m	GlobalZ m	GUID
1	0.00000	3.49999	
2	0.00000	3.49999	
3	0.00000	3.49999	
4	0.00000	3.49999	
5	0.00000	3.49999	
6	0.00000	3.49999	
7	0.00000	3.49999	
8	0.00000	3.22855	
9	0.00000	2.96475	
10	0.00000	2.70916	
11	0.00000	2.46232	
12	0.00000	2.22477	
13	0.00000	1.99700	
14	0.00000	1.77952	
15	0.00000	1.57278	
16	0.00000	1.37722	
17	0.00000	1.19327	
18	0.00000	1.02132	
19	0.00000	0.86174	
20	0.00000	0.71487	
21	0.00000	0.43840	
22	0.00000	0.35349	
23	0.00000	0.26031	
24	0.00000	0.18113	
25	0.00000	0.11611	
26	0.00000	0.06539	
27	0.00000	0.02909	
28	0.00000	0.00728	
29	0.00000	1.172E-11	
30	0.00000	3.49999	
31	0.00000	3.22855	
32	0.00000	2.96475	
33	0.00000	2.70916	
34	0.00000	2.46232	
35	0.00000	2.22477	
36	0.00000	1.99700	
37	0.00000	1.77952	
38	0.00000	1.57278	

Table: Joint Coordinates, Part 2 of 2

Joint	GlobalY m	GlobalZ m	GUID
39	0.00000	1.37722	
40	0.00000	1.19327	
41	0.00000	1.02132	
42	0.00000	0.86174	
43	0.00000	0.71487	
44	0.00000	0.43840	
45	0.00000	0.35349	
46	0.00000	0.26031	
47	0.00000	0.18113	
48	0.00000	0.11611	
49	0.00000	0.06539	
50	0.00000	0.02909	
51	0.00000	0.00728	
52	0.00000	3.49999	
53	0.00000	3.49999	
54	0.00000	3.49999	
55	0.00000	3.49999	
56	0.00000	3.49999	
57	0.00000	3.49999	
58	0.00000	0.58101	
59	0.00000	0.58101	

Table: Joint Loads - Force, Part 1 of 2

Table: Joint Loads - Force, Part 1 of 2

Joint	LoadPat	CoordSys	F1 KN	F2 KN	F3 KN	M1 KN-m	M2 KN-m
21	TBM	GLOBAL	0.000	0.000	-625.000	0.0000	0.0000
44	TBM	GLOBAL	0.000	0.000	-625.000	0.0000	0.0000

Table: Joint Loads - Force, Part 2 of 2

Table: Joint Loads - Force, Part 2 of 2

Joint	LoadPat	M3 KN-m	GUID
21	TBM	0.0000	
44	TBM	0.0000	

Table: Load Case Definitions, Part 1 of 3

Table: Load Case Definitions, Part 1 of 3

Case	Type	InitialCond	ModalCase	BaseCase	DesTypeOpt	DesignType	DesActOpt
SLU-TBM	NonStatic	Zero			Prog Det	DEAD	Prog Det
SLE-TBM	NonStatic	Zero			Prog Det	DEAD	Prog Det

Table: Load Case Definitions, Part 2 of 3

Table: Load Case Definitions, Part 2 of 3

Case	DesignAct	AutoType	RunCase	CaseStatus	GUID
SLU-TBM	Non-Composite	None	Yes	Finished	
SLE-TBM	Non-Composite	None	Yes	Finished	

Table: Load Case Definitions, Part 3 of 3

Table: Load Case Definitions, Part 3 of 3

Case	Notes
SLU-TBM	
SLE-TBM	

Table: Load Pattern Definitions

Table: Load Pattern Definitions

LoadPat	DesignType	SelfWtMult	AutoLoad	GUID	Notes
DEAD	DEAD	1.000000			
TBM	DEAD	0.000000			

Table: Material Properties 01 - General, Part 1 of 2

Table: Material Properties 01 - General, Part 1 of 2

Material	Type	SymType	TempDepen d	Color	GUID
4000Psi	Concrete	Isotropic	No	Red	
A615Gr60	Rebar	Uniaxial	No	White	
A992Fy50	Steel	Isotropic	No	Cyan	
C25/30	Concrete	Isotropic	No	Blue	
C35/45	Concrete	Isotropic	No	Blue	

Table: Material Properties 01 - General, Part 2 of 2

Table: Material Properties 01 - General, Part 2 of 2

Material	Notes
4000Psi	Customary f'c 4000 psi 12/11/2019 15:22:13
A615Gr60	ASTM A615 Grade 60 12/11/2019 15:24:53
A992Fy50	ASTM A992 Grade 50 12/11/2019 15:22:13
C25/30	Italy UNI EN 206-1:2006 e UNI 11104:2004 C25/30 added 12/11/2019 15:24:16
C35/45	Europe EN 1992-1-1 per EN 206-1 C35/45 added 20/11/2019 13:01:59

Table: Material Properties 03b - Concrete Data, Part 1 of 2

Table: Material Properties 03b - Concrete Data, Part 1 of 2

Material	Fc KN/m2	LtWtConc	SSCurveOpt	SSHysType	SFc	SCap	FinalSlope	FAngle Degrees
4000Psi	27579.03	No	Mander	Takeda	0.002219	0.005000	-0.100000	0.000
C25/30	25000.00	No	Mander	Takeda	0.001613	0.005000	-0.100000	0.000
C35/45	35000.00	No	Mander	Takeda	0.002059	0.005000	-0.100000	0.000

Table: Material Properties 03b - Concrete Data, Part 2 of 2**Table: Material Properties
03b - Concrete Data, Part 2
of 2**

Material	DAngle Degrees
4000Psi	0.000
C25/30	0.000
C35/45	0.000

Table: Auto Wave 3 - Wave Characteristics - General

Table: Auto Wave 3 - Wave Characteristics - General

WaveChar	WaveType	KinFactor	SWaterDept h m	WaveHeight m	WavePeriod Sec	WaveTheory
Default	From Theory	1.000000	45.00000	18.00000	12.0000	Linear

Table: Case - Static 1 - Load Assignments

Table: Case - Static 1 - Load Assignments

Case	LoadType	LoadName	LoadSF
SLU	Load pattern	DEAD	1.300000
SLU	Load pattern	VINCOLO	1.300000
SLU	Load pattern	SOVRACC	1.300000
SLE	Load pattern	DEAD	1.000000
SLE	Load pattern	VINCOLO	1.000000
SLE	Load pattern	SOVRACC	1.000000
SLV	Load pattern	DEAD	1.225000
SLV	Load pattern	VINCOLO	32.000000
SLV	Load pattern	SOVRACC	1.225000

Table: Case - Static 2 - Nonlinear Load Application

Table: Case - Static 2 - Nonlinear Load Application

Case	LoadApp	MonitorDOF	MonitorJt
SLU	Full Load	U1	1
SLE	Full Load	U1	1
SLV	Full Load	U1	1

Table: Case - Static 4 - Nonlinear Parameters, Part 1 of 4

Table: Case - Static 4 - Nonlinear Parameters, Part 1 of 4

Case	Unloading	GeoNonLin	ResultsSave	MaxTotal	MaxNull	MaxIterCS
SLU	Unload Entire	None	Final State	200	50	10
SLE	Unload Entire	None	Final State	200	50	10
SLV	Unload Entire	None	Final State	200	50	10

Table: Case - Static 4 - Nonlinear Parameters, Part 2 of 4

Table: Case - Static 4 - Nonlinear Parameters, Part 2 of 4

Case	MaxIterNR	ItConvTol	UseEvStep	EvLumpTol	LSPerIter	LSTol	LSStepFact
SLU	40	1.0000E-04	Yes	0.010000	20	0.100000	1.618000
SLE	40	1.0000E-04	Yes	0.010000	20	0.100000	1.618000
SLV	40	1.0000E-04	Yes	0.010000	20	0.100000	1.618000

Table: Case - Static 4 - Nonlinear Parameters, Part 3 of 4

Table: Case - Static 4 - Nonlinear Parameters, Part 3 of 4

Case	StageSave	StageMinIns	StageMinTD	FrameTC	FrameHinge	CableTC
SLU				Yes	Yes	Yes
SLE				Yes	Yes	Yes
SLV				Yes	Yes	Yes

Table: Case - Static 4 - Nonlinear Parameters, Part 4 of 4

Table: Case - Static 4 - Nonlinear Parameters, Part 4 of 4

Case	LinkTC	LinkOther	TimeDepMat	TFMaxIter	TFTol	TFAccelFact	TFNoStop
SLU	Yes	Yes		10	0.010000	1.000000	No
SLE	Yes	Yes		10	0.010000	1.000000	No
SLV	Yes	Yes		10	0.010000	1.000000	No

Table: Connectivity - Frame, Part 1 of 2

Table: Connectivity - Frame, Part 1 of 2

Frame	JointI	JointJ	IsCurved	Length m	CentroidX m	CentroidY m	CentroidZ m
1	1	2	No	0.28396	-7.50736	0.00000	3.49999
2	2	3	No	0.28396	-7.22340	0.00000	3.49999
3	3	4	No	0.28396	-6.93944	0.00000	3.49999
4	4	5	No	0.28396	-6.65548	0.00000	3.49999
5	5	6	No	0.28396	-6.37152	0.00000	3.49999
6	6	7	No	0.28396	-6.08756	0.00000	3.49999
7	7	8	No	0.31457	-5.86609	0.00000	3.36427
8	8	9	No	0.31457	-5.70092	0.00000	3.09665
9	9	10	No	0.31457	-5.52354	0.00000	2.83695
10	10	11	No	0.31457	-5.33435	0.00000	2.58574
11	11	12	No	0.31457	-5.13374	0.00000	2.34354
12	12	13	No	0.31457	-4.92214	0.00000	2.11088
13	13	14	No	0.31457	-4.70001	0.00000	1.88826
14	14	15	No	0.31457	-4.46782	0.00000	1.67615
15	15	16	No	0.31457	-4.22607	0.00000	1.47500
16	16	17	No	0.31457	-3.97527	0.00000	1.28525
17	17	18	No	0.31457	-3.71597	0.00000	1.10730
18	18	19	No	0.31457	-3.44871	0.00000	0.94153
19	19	20	No	0.31457	-3.17408	0.00000	0.78830
20	21	22	No	0.25284	-2.28300	0.00000	0.39594
21	22	23	No	0.31457	-2.01369	0.00000	0.30690
22	23	24	No	0.31457	-1.71124	0.00000	0.22072
23	24	25	No	0.31457	-1.40513	0.00000	0.14862
24	25	26	No	0.31457	-1.09601	0.00000	0.09075
25	26	27	No	0.31457	-0.78454	0.00000	0.04724
26	27	28	No	0.31457	-0.47140	0.00000	0.01818
27	28	29	No	0.31457	-0.15725	0.00000	0.00364
28	30	31	No	0.31457	5.86609	0.00000	3.36427
29	31	32	No	0.31457	5.70092	0.00000	3.09665
30	32	33	No	0.31457	5.52354	0.00000	2.83695
31	33	34	No	0.31457	5.33435	0.00000	2.58574
32	34	35	No	0.31457	5.13374	0.00000	2.34354
33	35	36	No	0.31457	4.92214	0.00000	2.11088
34	36	37	No	0.31457	4.70001	0.00000	1.88826
35	37	38	No	0.31457	4.46782	0.00000	1.67615
36	38	39	No	0.31457	4.22607	0.00000	1.47500
37	39	40	No	0.31457	3.97527	0.00000	1.28525

Table: Connectivity - Frame, Part 1 of 2

Frame	JointI	JointJ	IsCurved	Length m	CentroidX m	CentroidY m	CentroidZ m
38	40	41	No	0.31457	3.71597	0.00000	1.10730
39	41	42	No	0.31457	3.44871	0.00000	0.94153
40	42	43	No	0.31457	3.17408	0.00000	0.78830
41	44	45	No	0.25284	2.28300	0.00000	0.39594
42	45	46	No	0.31457	2.01369	0.00000	0.30690
43	46	47	No	0.31457	1.71124	0.00000	0.22072
44	47	48	No	0.31457	1.40513	0.00000	0.14862
45	48	49	No	0.31457	1.09601	0.00000	0.09075
46	49	50	No	0.31457	0.78454	0.00000	0.04724
47	50	51	No	0.31457	0.47140	0.00000	0.01818
48	51	29	No	0.31457	0.15725	0.00000	0.00364
49	52	53	No	0.28396	7.50736	0.00000	3.49999
50	53	54	No	0.28396	7.22340	0.00000	3.49999
51	54	55	No	0.28396	6.93944	0.00000	3.49999
52	55	56	No	0.28396	6.65548	0.00000	3.49999
53	56	57	No	0.28396	6.37152	0.00000	3.49999
54	57	30	No	0.28396	6.08756	0.00000	3.49999
55	20	58	No	0.31457	-2.89265	0.00000	0.64794
56	58	21	No	0.37630	-2.57620	0.00000	0.50970
57	59	44	No	0.37630	2.57620	0.00000	0.50970
58	43	59	No	0.31457	2.89265	0.00000	0.64794

Table: Connectivity - Frame, Part 2 of 2

Table: Connectivity - Frame, Part 2 of 2

Frame	GUID
1	
2	
3	
4	
5	
6	
7	
8	
9	
10	
11	
12	
13	
14	
15	
16	
17	
18	
19	
20	
21	
22	
23	
24	
25	
26	
27	
28	
29	
30	
31	

Table: Connectivity - Frame, Part 2 of 2

Frame	GUID
32	
33	
34	
35	
36	
37	
38	
39	
40	
41	
42	
43	
44	
45	
46	
47	
48	
49	
50	
51	
52	
53	
54	
55	
56	
57	
58	

Table: Element Forces - Frames, Part 1 of 4

Table: Element Forces - Frames, Part 1 of 4

Frame	Station m	OutputCase	CaseType	StepType	P KN	V2 KN	V3 KN	T KN-m
1	0.00000	SLU	NonStatic	Max	-65.000	-41.565	0.000	0.0000
1	0.28396	SLU	NonStatic	Max	-65.000	45.180	0.000	0.0000
1	0.00000	SLU	NonStatic	Min	-65.000	-41.565	0.000	0.0000
1	0.28396	SLU	NonStatic	Min	-65.000	45.180	0.000	0.0000
1	0.00000	SLE	NonStatic	Max	-50.000	-31.973	0.000	0.0000
1	0.28396	SLE	NonStatic	Max	-50.000	34.754	0.000	0.0000
1	0.00000	SLE	NonStatic	Min	-50.000	-31.973	0.000	0.0000
1	0.28396	SLE	NonStatic	Min	-50.000	34.754	0.000	0.0000
1	0.00000	SLV	NonStatic	Max	-1600.000	0.000	0.000	0.0000
1	0.28396	SLV	NonStatic	Max	-1600.000	81.741	0.000	0.0000
1	0.00000	SLV	NonStatic	Min	-1600.000	0.000	0.000	0.0000
1	0.28396	SLV	NonStatic	Min	-1600.000	81.741	0.000	0.0000
2	0.00000	SLU	NonStatic	Max	-65.000	-50.711	0.000	0.0000
2	0.28396	SLU	NonStatic	Max	-65.000	36.034	0.000	0.0000
2	0.00000	SLU	NonStatic	Min	-65.000	-50.711	0.000	0.0000
2	0.28396	SLU	NonStatic	Min	-65.000	36.034	0.000	0.0000
2	0.00000	SLE	NonStatic	Max	-50.000	-39.008	0.000	0.0000
2	0.28396	SLE	NonStatic	Max	-50.000	27.719	0.000	0.0000
2	0.00000	SLE	NonStatic	Min	-50.000	-39.008	0.000	0.0000
2	0.28396	SLE	NonStatic	Min	-50.000	27.719	0.000	0.0000
2	0.00000	SLV	NonStatic	Max	-1600.000	81.741	0.000	0.0000
2	0.28396	SLV	NonStatic	Max	-1600.000	163.482	0.000	0.0000
2	0.00000	SLV	NonStatic	Min	-1600.000	81.741	0.000	0.0000
2	0.28396	SLV	NonStatic	Min	-1600.000	163.482	0.000	0.0000
3	0.00000	SLU	NonStatic	Max	-65.000	-72.623	0.000	0.0000

Table: Element Forces - Frames, Part 1 of 4

Frame	Station m	OutputCase	CaseType	StepType	P KN	V2 KN	V3 KN	T KN-m
3	0.28396	SLU	NonStatic	Max	-65.000	14.122	0.000	0.0000
3	0.00000	SLU	NonStatic	Min	-65.000	-72.623	0.000	0.0000
3	0.28396	SLU	NonStatic	Min	-65.000	14.122	0.000	0.0000
3	0.00000	SLE	NonStatic	Max	-50.000	-55.864	0.000	0.0000
3	0.28396	SLE	NonStatic	Max	-50.000	10.863	0.000	0.0000
3	0.00000	SLE	NonStatic	Min	-50.000	-55.864	0.000	0.0000
3	0.28396	SLE	NonStatic	Min	-50.000	10.863	0.000	0.0000
3	0.00000	SLV	NonStatic	Max	-1600.000	163.482	0.000	0.0000
3	0.28396	SLV	NonStatic	Max	-1600.000	245.223	0.000	0.0000
3	0.00000	SLV	NonStatic	Min	-1600.000	163.482	0.000	0.0000
3	0.28396	SLV	NonStatic	Min	-1600.000	245.223	0.000	0.0000
4	0.00000	SLU	NonStatic	Max	-65.000	-107.316	0.000	0.0000
4	0.28396	SLU	NonStatic	Max	-65.000	-20.570	0.000	0.0000
4	0.00000	SLU	NonStatic	Min	-65.000	-107.316	0.000	0.0000
4	0.28396	SLU	NonStatic	Min	-65.000	-20.570	0.000	0.0000
4	0.00000	SLE	NonStatic	Max	-50.000	-82.551	0.000	0.0000
4	0.28396	SLE	NonStatic	Max	-50.000	-15.823	0.000	0.0000
4	0.00000	SLE	NonStatic	Min	-50.000	-82.551	0.000	0.0000
4	0.28396	SLE	NonStatic	Min	-50.000	-15.823	0.000	0.0000
4	0.00000	SLV	NonStatic	Max	-1600.000	245.223	0.000	0.0000
4	0.28396	SLV	NonStatic	Max	-1600.000	326.963	0.000	0.0000
4	0.00000	SLV	NonStatic	Min	-1600.000	245.223	0.000	0.0000
4	0.28396	SLV	NonStatic	Min	-1600.000	326.963	0.000	0.0000
5	0.00000	SLU	NonStatic	Max	-65.000	-154.809	0.000	0.0000
5	0.28396	SLU	NonStatic	Max	-65.000	-68.063	0.000	0.0000
5	0.00000	SLU	NonStatic	Min	-65.000	-154.809	0.000	0.0000
5	0.28396	SLU	NonStatic	Min	-65.000	-68.063	0.000	0.0000
5	0.00000	SLE	NonStatic	Max	-50.000	-119.084	0.000	0.0000
5	0.28396	SLE	NonStatic	Max	-50.000	-52.356	0.000	0.0000
5	0.00000	SLE	NonStatic	Min	-50.000	-119.084	0.000	0.0000
5	0.28396	SLE	NonStatic	Min	-50.000	-52.356	0.000	0.0000
5	0.00000	SLV	NonStatic	Max	-1600.000	326.963	0.000	0.0000
5	0.28396	SLV	NonStatic	Max	-1600.000	408.704	0.000	0.0000
5	0.00000	SLV	NonStatic	Min	-1600.000	326.963	0.000	0.0000
5	0.28396	SLV	NonStatic	Min	-1600.000	408.704	0.000	0.0000
6	0.00000	SLU	NonStatic	Max	-65.000	-215.124	0.000	0.0000
6	0.28396	SLU	NonStatic	Max	-65.000	-128.379	0.000	0.0000
6	0.00000	SLU	NonStatic	Min	-65.000	-215.124	0.000	0.0000
6	0.28396	SLU	NonStatic	Min	-65.000	-128.379	0.000	0.0000
6	0.00000	SLE	NonStatic	Max	-50.000	-165.480	0.000	0.0000
6	0.28396	SLE	NonStatic	Max	-50.000	-98.753	0.000	0.0000
6	0.00000	SLE	NonStatic	Min	-50.000	-165.480	0.000	0.0000
6	0.28396	SLE	NonStatic	Min	-50.000	-98.753	0.000	0.0000
6	0.00000	SLV	NonStatic	Max	-1600.000	408.273	0.000	0.0000
6	0.28396	SLV	NonStatic	Max	-1600.000	490.013	0.000	0.0000
6	0.00000	SLV	NonStatic	Min	-1600.000	408.273	0.000	0.0000
6	0.28396	SLV	NonStatic	Min	-1600.000	490.013	0.000	0.0000
7	0.00000	SLU	NonStatic	Max	146.916	-161.375	0.000	0.0000
7	0.15729	SLU	NonStatic	Max	131.038	-152.075	0.000	0.0000
7	0.31457	SLU	NonStatic	Max	115.160	-142.775	0.000	0.0000
7	0.00000	SLU	NonStatic	Min	146.916	-161.375	0.000	0.0000
7	0.15729	SLU	NonStatic	Min	131.038	-152.075	0.000	0.0000
7	0.31457	SLU	NonStatic	Min	115.160	-142.775	0.000	0.0000
7	0.00000	SLE	NonStatic	Max	113.012	-124.134	0.000	0.0000
7	0.15729	SLE	NonStatic	Max	100.798	-116.981	0.000	0.0000
7	0.31457	SLE	NonStatic	Max	88.584	-109.827	0.000	0.0000
7	0.00000	SLE	NonStatic	Min	113.012	-124.134	0.000	0.0000
7	0.15729	SLE	NonStatic	Min	100.798	-116.981	0.000	0.0000
7	0.31457	SLE	NonStatic	Min	88.584	-109.827	0.000	0.0000

Table: Element Forces - Frames, Part 1 of 4

Frame	Station m	OutputCase	CaseType	StepType	P KN	V2 KN	V3 KN	T KN-m
7	0.00000	SLV	NonStatic	Max	-1207.195	-1147.185	0.000	0.0000
7	0.15729	SLV	NonStatic	Max	-1222.157	-1138.422	0.000	0.0000
7	0.31457	SLV	NonStatic	Max	-1237.120	-1129.659	0.000	0.0000
7	0.00000	SLV	NonStatic	Min	-1207.195	-1147.185	0.000	0.0000
7	0.15729	SLV	NonStatic	Min	-1222.157	-1138.422	0.000	0.0000
7	0.31457	SLV	NonStatic	Min	-1237.120	-1129.659	0.000	0.0000
8	0.00000	SLU	NonStatic	Max	108.433	-148.193	0.000	0.0000
8	0.15729	SLU	NonStatic	Max	93.002	-138.169	0.000	0.0000
8	0.31457	SLU	NonStatic	Max	77.571	-128.145	0.000	0.0000
8	0.00000	SLU	NonStatic	Min	108.433	-148.193	0.000	0.0000
8	0.15729	SLU	NonStatic	Min	93.002	-138.169	0.000	0.0000
8	0.31457	SLU	NonStatic	Min	77.571	-128.145	0.000	0.0000
8	0.00000	SLE	NonStatic	Max	83.410	-113.995	0.000	0.0000
8	0.15729	SLE	NonStatic	Max	71.540	-106.284	0.000	0.0000
8	0.31457	SLE	NonStatic	Max	59.670	-98.573	0.000	0.0000
8	0.00000	SLE	NonStatic	Min	83.410	-113.995	0.000	0.0000
8	0.15729	SLE	NonStatic	Min	71.540	-106.284	0.000	0.0000
8	0.31457	SLE	NonStatic	Min	59.670	-98.573	0.000	0.0000
8	0.00000	SLV	NonStatic	Max	-1288.041	-1071.235	0.000	0.0000
8	0.15729	SLV	NonStatic	Max	-1302.582	-1061.789	0.000	0.0000
8	0.31457	SLV	NonStatic	Max	-1317.122	-1052.344	0.000	0.0000
8	0.00000	SLV	NonStatic	Min	-1288.041	-1071.235	0.000	0.0000
8	0.15729	SLV	NonStatic	Min	-1302.582	-1061.789	0.000	0.0000
8	0.31457	SLV	NonStatic	Min	-1317.122	-1052.344	0.000	0.0000
9	0.00000	SLU	NonStatic	Max	71.497	-135.163	0.000	0.0000
9	0.15729	SLU	NonStatic	Max	56.546	-124.436	0.000	0.0000
9	0.31457	SLU	NonStatic	Max	41.595	-113.709	0.000	0.0000
9	0.00000	SLU	NonStatic	Min	71.497	-135.163	0.000	0.0000
9	0.15729	SLU	NonStatic	Min	56.546	-124.436	0.000	0.0000
9	0.31457	SLU	NonStatic	Min	41.595	-113.709	0.000	0.0000
9	0.00000	SLE	NonStatic	Max	54.998	-103.971	0.000	0.0000
9	0.15729	SLE	NonStatic	Max	43.497	-95.720	0.000	0.0000
9	0.31457	SLE	NonStatic	Max	31.996	-87.468	0.000	0.0000
9	0.00000	SLE	NonStatic	Min	54.998	-103.971	0.000	0.0000
9	0.15729	SLE	NonStatic	Min	43.497	-95.720	0.000	0.0000
9	0.31457	SLE	NonStatic	Min	31.996	-87.468	0.000	0.0000
9	0.00000	SLV	NonStatic	Max	-1364.382	-990.303	0.000	0.0000
9	0.15729	SLV	NonStatic	Max	-1378.471	-980.194	0.000	0.0000
9	0.31457	SLV	NonStatic	Max	-1392.559	-970.086	0.000	0.0000
9	0.00000	SLV	NonStatic	Min	-1364.382	-990.303	0.000	0.0000
9	0.15729	SLV	NonStatic	Min	-1378.471	-980.194	0.000	0.0000
9	0.31457	SLV	NonStatic	Min	-1392.559	-970.086	0.000	0.0000
10	0.00000	SLU	NonStatic	Max	36.139	-122.851	0.000	0.0000
10	0.15729	SLU	NonStatic	Max	21.700	-111.444	0.000	0.0000
10	0.31457	SLU	NonStatic	Max	7.262	-100.037	0.000	0.0000
10	0.00000	SLU	NonStatic	Min	36.139	-122.851	0.000	0.0000
10	0.15729	SLU	NonStatic	Min	21.700	-111.444	0.000	0.0000
10	0.31457	SLU	NonStatic	Min	7.262	-100.037	0.000	0.0000
10	0.00000	SLE	NonStatic	Max	27.799	-94.501	0.000	0.0000
10	0.15729	SLE	NonStatic	Max	16.693	-85.726	0.000	0.0000
10	0.31457	SLE	NonStatic	Max	5.586	-76.951	0.000	0.0000
10	0.00000	SLE	NonStatic	Min	27.799	-94.501	0.000	0.0000
10	0.15729	SLE	NonStatic	Min	16.693	-85.726	0.000	0.0000
10	0.31457	SLE	NonStatic	Min	5.586	-76.951	0.000	0.0000
10	0.00000	SLV	NonStatic	Max	-1435.934	-904.644	0.000	0.0000
10	0.15729	SLV	NonStatic	Max	-1449.540	-893.895	0.000	0.0000
10	0.31457	SLV	NonStatic	Max	-1463.146	-883.147	0.000	0.0000
10	0.00000	SLV	NonStatic	Min	-1435.934	-904.644	0.000	0.0000
10	0.15729	SLV	NonStatic	Min	-1449.540	-893.895	0.000	0.0000

Table: Element Forces - Frames, Part 1 of 4

Frame	Station m	OutputCase	CaseType	StepType	P KN	V2 KN	V3 KN	T KN-m
10	0.31457	SLV	NonStatic	Min	-1463.146	-883.147	0.000	0.0000
11	0.00000	SLU	NonStatic	Max	2.389	-111.298	0.000	0.0000
11	0.15729	SLU	NonStatic	Max	-11.507	-99.236	0.000	0.0000
11	0.31457	SLU	NonStatic	Max	-25.402	-87.173	0.000	0.0000
11	0.00000	SLU	NonStatic	Min	2.389	-111.298	0.000	0.0000
11	0.15729	SLU	NonStatic	Min	-11.507	-99.236	0.000	0.0000
11	0.31457	SLU	NonStatic	Min	-25.402	-87.173	0.000	0.0000
11	0.00000	SLE	NonStatic	Max	1.838	-85.614	0.000	0.0000
11	0.15729	SLE	NonStatic	Max	-8.851	-76.335	0.000	0.0000
11	0.31457	SLE	NonStatic	Max	-19.540	-67.056	0.000	0.0000
11	0.00000	SLE	NonStatic	Min	1.838	-85.614	0.000	0.0000
11	0.15729	SLE	NonStatic	Min	-8.851	-76.335	0.000	0.0000
11	0.31457	SLE	NonStatic	Min	-19.540	-67.056	0.000	0.0000
11	0.00000	SLV	NonStatic	Max	-1502.424	-814.533	0.000	0.0000
11	0.15729	SLV	NonStatic	Max	-1515.519	-803.167	0.000	0.0000
11	0.31457	SLV	NonStatic	Max	-1528.613	-791.800	0.000	0.0000
11	0.00000	SLV	NonStatic	Min	-1502.424	-814.533	0.000	0.0000
11	0.15729	SLV	NonStatic	Min	-1515.519	-803.167	0.000	0.0000
11	0.31457	SLV	NonStatic	Min	-1528.613	-791.800	0.000	0.0000
12	0.00000	SLU	NonStatic	Max	-29.728	-100.533	0.000	0.0000
12	0.15729	SLU	NonStatic	Max	-43.051	-87.840	0.000	0.0000
12	0.31457	SLU	NonStatic	Max	-56.375	-75.148	0.000	0.0000
12	0.00000	SLU	NonStatic	Min	-29.728	-100.533	0.000	0.0000
12	0.15729	SLU	NonStatic	Min	-43.051	-87.840	0.000	0.0000
12	0.31457	SLU	NonStatic	Min	-56.375	-75.148	0.000	0.0000
12	0.00000	SLE	NonStatic	Max	-22.868	-77.333	0.000	0.0000
12	0.15729	SLE	NonStatic	Max	-33.117	-67.569	0.000	0.0000
12	0.31457	SLE	NonStatic	Max	-43.365	-57.806	0.000	0.0000
12	0.00000	SLE	NonStatic	Min	-22.868	-77.333	0.000	0.0000
12	0.15729	SLE	NonStatic	Min	-33.117	-67.569	0.000	0.0000
12	0.31457	SLE	NonStatic	Min	-43.365	-57.806	0.000	0.0000
12	0.00000	SLV	NonStatic	Max	-1563.597	-720.257	0.000	0.0000
12	0.15729	SLV	NonStatic	Max	-1576.151	-708.296	0.000	0.0000
12	0.31457	SLV	NonStatic	Max	-1588.706	-696.336	0.000	0.0000
12	0.00000	SLV	NonStatic	Min	-1563.597	-720.257	0.000	0.0000
12	0.15729	SLV	NonStatic	Min	-1576.151	-708.296	0.000	0.0000
12	0.31457	SLV	NonStatic	Min	-1588.706	-696.336	0.000	0.0000
13	0.00000	SLU	NonStatic	Max	-60.192	-90.568	0.000	0.0000
13	0.15729	SLU	NonStatic	Max	-72.914	-77.273	0.000	0.0000
13	0.31457	SLU	NonStatic	Max	-85.636	-63.978	0.000	0.0000
13	0.00000	SLU	NonStatic	Min	-60.192	-90.568	0.000	0.0000
13	0.15729	SLU	NonStatic	Min	-72.914	-77.273	0.000	0.0000
13	0.31457	SLU	NonStatic	Min	-85.636	-63.978	0.000	0.0000
13	0.00000	SLE	NonStatic	Max	-46.302	-69.668	0.000	0.0000
13	0.15729	SLE	NonStatic	Max	-56.088	-59.441	0.000	0.0000
13	0.31457	SLE	NonStatic	Max	-65.874	-49.214	0.000	0.0000
13	0.00000	SLE	NonStatic	Min	-46.302	-69.668	0.000	0.0000
13	0.15729	SLE	NonStatic	Min	-56.088	-59.441	0.000	0.0000
13	0.31457	SLE	NonStatic	Min	-65.874	-49.214	0.000	0.0000
13	0.00000	SLV	NonStatic	Max	-1619.210	-623.353	0.000	0.0000
13	0.15729	SLV	NonStatic	Max	-1631.198	-610.825	0.000	0.0000
13	0.31457	SLV	NonStatic	Max	-1643.186	-598.297	0.000	0.0000
13	0.00000	SLV	NonStatic	Min	-1619.210	-623.353	0.000	0.0000
13	0.15729	SLV	NonStatic	Min	-1631.198	-610.825	0.000	0.0000
13	0.31457	SLV	NonStatic	Min	-1643.186	-598.297	0.000	0.0000
14	0.00000	SLU	NonStatic	Max	-88.984	-81.410	0.000	0.0000
14	0.15729	SLU	NonStatic	Max	-101.077	-67.541	0.000	0.0000
14	0.31457	SLU	NonStatic	Max	-113.170	-53.672	0.000	0.0000
14	0.00000	SLU	NonStatic	Min	-88.984	-81.410	0.000	0.0000

Table: Element Forces - Frames, Part 1 of 4

Frame	Station m	OutputCase	CaseType	StepType	P KN	V2 KN	V3 KN	T KN-m
14	0.15729	SLU	NonStatic	Min	-101.077	-67.541	0.000	0.0000
14	0.31457	SLU	NonStatic	Min	-113.170	-53.672	0.000	0.0000
14	0.00000	SLE	NonStatic	Max	-68.449	-62.623	0.000	0.0000
14	0.15729	SLE	NonStatic	Max	-77.751	-51.955	0.000	0.0000
14	0.31457	SLE	NonStatic	Max	-87.054	-41.286	0.000	0.0000
14	0.00000	SLE	NonStatic	Min	-68.449	-62.623	0.000	0.0000
14	0.15729	SLE	NonStatic	Min	-77.751	-51.955	0.000	0.0000
14	0.31457	SLE	NonStatic	Min	-87.054	-41.286	0.000	0.0000
14	0.00000	SLV	NonStatic	Max	-1669.374	-535.070	0.000	0.0000
14	0.15729	SLV	NonStatic	Max	-1680.770	-522.001	0.000	0.0000
14	0.31457	SLV	NonStatic	Max	-1692.165	-508.932	0.000	0.0000
14	0.00000	SLV	NonStatic	Min	-1669.374	-535.070	0.000	0.0000
14	0.15729	SLV	NonStatic	Min	-1680.770	-522.001	0.000	0.0000
14	0.31457	SLV	NonStatic	Min	-1692.165	-508.932	0.000	0.0000
15	0.00000	SLU	NonStatic	Max	-116.087	-73.052	0.000	0.0000
15	0.15729	SLU	NonStatic	Max	-127.526	-58.638	0.000	0.0000
15	0.31457	SLU	NonStatic	Max	-138.965	-44.225	0.000	0.0000
15	0.00000	SLU	NonStatic	Min	-116.087	-73.052	0.000	0.0000
15	0.15729	SLU	NonStatic	Min	-127.526	-58.638	0.000	0.0000
15	0.31457	SLU	NonStatic	Min	-138.965	-44.225	0.000	0.0000
15	0.00000	SLE	NonStatic	Max	-89.298	-56.194	0.000	0.0000
15	0.15729	SLE	NonStatic	Max	-98.097	-45.106	0.000	0.0000
15	0.31457	SLE	NonStatic	Max	-106.896	-34.019	0.000	0.0000
15	0.00000	SLE	NonStatic	Min	-89.298	-56.194	0.000	0.0000
15	0.15729	SLE	NonStatic	Min	-98.097	-45.106	0.000	0.0000
15	0.31457	SLE	NonStatic	Min	-106.896	-34.019	0.000	0.0000
15	0.00000	SLV	NonStatic	Max	-1714.446	-455.503	0.000	0.0000
15	0.15729	SLV	NonStatic	Max	-1725.225	-441.921	0.000	0.0000
15	0.31457	SLV	NonStatic	Max	-1736.004	-428.339	0.000	0.0000
15	0.00000	SLV	NonStatic	Min	-1714.446	-455.503	0.000	0.0000
15	0.15729	SLV	NonStatic	Min	-1725.225	-441.921	0.000	0.0000
15	0.31457	SLV	NonStatic	Min	-1736.004	-428.339	0.000	0.0000
16	0.00000	SLU	NonStatic	Max	-141.488	-65.478	0.000	0.0000
16	0.15729	SLU	NonStatic	Max	-152.248	-50.550	0.000	0.0000
16	0.31457	SLU	NonStatic	Max	-163.008	-35.623	0.000	0.0000
16	0.00000	SLU	NonStatic	Min	-141.488	-65.478	0.000	0.0000
16	0.15729	SLU	NonStatic	Min	-152.248	-50.550	0.000	0.0000
16	0.31457	SLU	NonStatic	Min	-163.008	-35.623	0.000	0.0000
16	0.00000	SLE	NonStatic	Max	-108.837	-50.367	0.000	0.0000
16	0.15729	SLE	NonStatic	Max	-117.114	-38.885	0.000	0.0000
16	0.31457	SLE	NonStatic	Max	-125.391	-27.403	0.000	0.0000
16	0.00000	SLE	NonStatic	Min	-108.837	-50.367	0.000	0.0000
16	0.15729	SLE	NonStatic	Min	-117.114	-38.885	0.000	0.0000
16	0.31457	SLE	NonStatic	Min	-125.391	-27.403	0.000	0.0000
16	0.00000	SLV	NonStatic	Max	-1754.775	-384.415	0.000	0.0000
16	0.15729	SLV	NonStatic	Max	-1764.915	-370.349	0.000	0.0000
16	0.31457	SLV	NonStatic	Max	-1775.054	-356.283	0.000	0.0000
16	0.00000	SLV	NonStatic	Min	-1754.775	-384.415	0.000	0.0000
16	0.15729	SLV	NonStatic	Min	-1764.915	-370.349	0.000	0.0000
16	0.31457	SLV	NonStatic	Min	-1775.054	-356.283	0.000	0.0000
17	0.00000	SLU	NonStatic	Max	-165.176	-58.664	0.000	0.0000
17	0.15729	SLU	NonStatic	Max	-175.234	-43.255	0.000	0.0000
17	0.31457	SLU	NonStatic	Max	-185.292	-27.847	0.000	0.0000
17	0.00000	SLU	NonStatic	Min	-165.176	-58.664	0.000	0.0000
17	0.15729	SLU	NonStatic	Min	-175.234	-43.255	0.000	0.0000
17	0.31457	SLU	NonStatic	Min	-185.292	-27.847	0.000	0.0000
17	0.00000	SLE	NonStatic	Max	-127.058	-45.126	0.000	0.0000
17	0.15729	SLE	NonStatic	Max	-134.795	-33.273	0.000	0.0000
17	0.31457	SLE	NonStatic	Max	-142.533	-21.421	0.000	0.0000

Table: Element Forces - Frames, Part 1 of 4

Frame	Station m	OutputCase	CaseType	StepType	P KN	V2 KN	V3 KN	T KN-m
17	0.00000	SLE	NonStatic	Min	-127.058	-45.126	0.000	0.0000
17	0.15729	SLE	NonStatic	Min	-134.795	-33.273	0.000	0.0000
17	0.31457	SLE	NonStatic	Min	-142.533	-21.421	0.000	0.0000
17	0.00000	SLV	NonStatic	Max	-1790.704	-321.497	0.000	0.0000
17	0.15729	SLV	NonStatic	Max	-1800.182	-306.978	0.000	0.0000
17	0.31457	SLV	NonStatic	Max	-1809.660	-292.458	0.000	0.0000
17	0.00000	SLV	NonStatic	Min	-1790.704	-321.497	0.000	0.0000
17	0.15729	SLV	NonStatic	Min	-1800.182	-306.978	0.000	0.0000
17	0.31457	SLV	NonStatic	Min	-1809.660	-292.458	0.000	0.0000
18	0.00000	SLU	NonStatic	Max	-187.140	-52.580	0.000	0.0000
18	0.15729	SLU	NonStatic	Max	-196.475	-36.723	0.000	0.0000
18	0.31457	SLU	NonStatic	Max	-205.810	-20.865	0.000	0.0000
18	0.00000	SLU	NonStatic	Min	-187.140	-52.580	0.000	0.0000
18	0.15729	SLU	NonStatic	Min	-196.475	-36.723	0.000	0.0000
18	0.31457	SLU	NonStatic	Min	-205.810	-20.865	0.000	0.0000
18	0.00000	SLE	NonStatic	Max	-143.954	-40.446	0.000	0.0000
18	0.15729	SLE	NonStatic	Max	-151.134	-28.248	0.000	0.0000
18	0.31457	SLE	NonStatic	Max	-158.315	-16.050	0.000	0.0000
18	0.00000	SLE	NonStatic	Min	-143.954	-40.446	0.000	0.0000
18	0.15729	SLE	NonStatic	Min	-151.134	-28.248	0.000	0.0000
18	0.31457	SLE	NonStatic	Min	-158.315	-16.050	0.000	0.0000
18	0.00000	SLV	NonStatic	Max	-1822.559	-266.376	0.000	0.0000
18	0.15729	SLV	NonStatic	Max	-1831.355	-251.433	0.000	0.0000
18	0.31457	SLV	NonStatic	Max	-1840.152	-236.491	0.000	0.0000
18	0.00000	SLV	NonStatic	Min	-1822.559	-266.376	0.000	0.0000
18	0.15729	SLV	NonStatic	Min	-1831.355	-251.433	0.000	0.0000
18	0.31457	SLV	NonStatic	Min	-1840.152	-236.491	0.000	0.0000
19	0.00000	SLU	NonStatic	Max	-207.372	-47.187	0.000	0.0000
19	0.15729	SLU	NonStatic	Max	-215.963	-30.914	0.000	0.0000
19	0.31457	SLU	NonStatic	Max	-224.555	-14.642	0.000	0.0000
19	0.00000	SLU	NonStatic	Min	-207.372	-47.187	0.000	0.0000
19	0.15729	SLU	NonStatic	Min	-215.963	-30.914	0.000	0.0000
19	0.31457	SLU	NonStatic	Min	-224.555	-14.642	0.000	0.0000
19	0.00000	SLE	NonStatic	Max	-159.517	-36.297	0.000	0.0000
19	0.15729	SLE	NonStatic	Max	-166.126	-23.780	0.000	0.0000
19	0.31457	SLE	NonStatic	Max	-172.734	-11.263	0.000	0.0000
19	0.00000	SLE	NonStatic	Min	-159.517	-36.297	0.000	0.0000
19	0.15729	SLE	NonStatic	Min	-166.126	-23.780	0.000	0.0000
19	0.31457	SLE	NonStatic	Min	-172.734	-11.263	0.000	0.0000
19	0.00000	SLV	NonStatic	Max	-1850.653	-218.617	0.000	0.0000
19	0.15729	SLV	NonStatic	Max	-1858.749	-203.283	0.000	0.0000
19	0.31457	SLV	NonStatic	Max	-1866.844	-187.950	0.000	0.0000
19	0.00000	SLV	NonStatic	Min	-1850.653	-218.617	0.000	0.0000
19	0.15729	SLV	NonStatic	Min	-1858.749	-203.283	0.000	0.0000
19	0.31457	SLV	NonStatic	Min	-1866.844	-187.950	0.000	0.0000
20	0.00000	SLU	NonStatic	Max	-260.285	-30.956	0.000	0.0000
20	0.12642	SLU	NonStatic	Max	-265.252	-17.025	0.000	0.0000
20	0.25284	SLU	NonStatic	Max	-270.218	-3.094	0.000	0.0000
20	0.00000	SLU	NonStatic	Min	-260.285	-30.956	0.000	0.0000
20	0.12642	SLU	NonStatic	Min	-265.252	-17.025	0.000	0.0000
20	0.25284	SLU	NonStatic	Min	-270.218	-3.094	0.000	0.0000
20	0.00000	SLE	NonStatic	Max	-200.219	-23.812	0.000	0.0000
20	0.12642	SLE	NonStatic	Max	-204.040	-13.096	0.000	0.0000
20	0.25284	SLE	NonStatic	Max	-207.860	-2.380	0.000	0.0000
20	0.00000	SLE	NonStatic	Min	-200.219	-23.812	0.000	0.0000
20	0.12642	SLE	NonStatic	Min	-204.040	-13.096	0.000	0.0000
20	0.25284	SLE	NonStatic	Min	-207.860	-2.380	0.000	0.0000
20	0.00000	SLV	NonStatic	Max	-1918.207	-108.800	0.000	0.0000
20	0.12642	SLV	NonStatic	Max	-1922.887	-95.672	0.000	0.0000

Table: Element Forces - Frames, Part 1 of 4

Frame	Station m	OutputCase	CaseType	StepType	P KN	V2 KN	V3 KN	T KN-m
20	0.25284	SLV	NonStatic	Max	-1927.567	-82.545	0.000	0.0000
20	0.00000	SLV	NonStatic	Min	-1918.207	-108.800	0.000	0.0000
20	0.12642	SLV	NonStatic	Min	-1922.887	-95.672	0.000	0.0000
20	0.25284	SLV	NonStatic	Min	-1927.567	-82.545	0.000	0.0000
21	0.00000	SLU	NonStatic	Max	-270.845	-31.550	0.000	0.0000
21	0.15729	SLU	NonStatic	Max	-276.295	-13.975	0.000	0.0000
21	0.31457	SLU	NonStatic	Max	-281.746	3.601	0.000	0.0000
21	0.00000	SLU	NonStatic	Min	-270.845	-31.550	0.000	0.0000
21	0.15729	SLU	NonStatic	Min	-276.295	-13.975	0.000	0.0000
21	0.31457	SLU	NonStatic	Min	-281.746	3.601	0.000	0.0000
21	0.00000	SLE	NonStatic	Max	-208.342	-24.269	0.000	0.0000
21	0.15729	SLE	NonStatic	Max	-212.535	-10.750	0.000	0.0000
21	0.31457	SLE	NonStatic	Max	-216.728	2.770	0.000	0.0000
21	0.00000	SLE	NonStatic	Min	-208.342	-24.269	0.000	0.0000
21	0.15729	SLE	NonStatic	Min	-212.535	-10.750	0.000	0.0000
21	0.31457	SLE	NonStatic	Min	-216.728	2.770	0.000	0.0000
21	0.00000	SLV	NonStatic	Max	-1930.968	-90.822	0.000	0.0000
21	0.15729	SLV	NonStatic	Max	-1936.104	-74.260	0.000	0.0000
21	0.31457	SLV	NonStatic	Max	-1941.240	-57.699	0.000	0.0000
21	0.00000	SLV	NonStatic	Min	-1930.968	-90.822	0.000	0.0000
21	0.15729	SLV	NonStatic	Min	-1936.104	-74.260	0.000	0.0000
21	0.31457	SLV	NonStatic	Min	-1941.240	-57.699	0.000	0.0000
22	0.00000	SLU	NonStatic	Max	-282.323	-28.842	0.000	0.0000
22	0.15729	SLU	NonStatic	Max	-286.955	-11.033	0.000	0.0000
22	0.31457	SLU	NonStatic	Max	-291.586	6.775	0.000	0.0000
22	0.00000	SLU	NonStatic	Min	-282.323	-28.842	0.000	0.0000
22	0.15729	SLU	NonStatic	Min	-286.955	-11.033	0.000	0.0000
22	0.31457	SLU	NonStatic	Min	-291.586	6.775	0.000	0.0000
22	0.00000	SLE	NonStatic	Max	-217.171	-22.186	0.000	0.0000
22	0.15729	SLE	NonStatic	Max	-220.734	-8.487	0.000	0.0000
22	0.31457	SLE	NonStatic	Max	-224.297	5.212	0.000	0.0000
22	0.00000	SLE	NonStatic	Min	-217.171	-22.186	0.000	0.0000
22	0.15729	SLE	NonStatic	Min	-220.734	-8.487	0.000	0.0000
22	0.31457	SLE	NonStatic	Min	-224.297	5.212	0.000	0.0000
22	0.00000	SLV	NonStatic	Max	-1944.218	-71.751	0.000	0.0000
22	0.15729	SLV	NonStatic	Max	-1948.583	-54.969	0.000	0.0000
22	0.31457	SLV	NonStatic	Max	-1952.947	-38.188	0.000	0.0000
22	0.00000	SLV	NonStatic	Min	-1944.218	-71.751	0.000	0.0000
22	0.15729	SLV	NonStatic	Min	-1948.583	-54.969	0.000	0.0000
22	0.31457	SLV	NonStatic	Min	-1952.947	-38.188	0.000	0.0000
23	0.00000	SLU	NonStatic	Max	-292.036	-26.487	0.000	0.0000
23	0.15729	SLU	NonStatic	Max	-295.840	-8.484	0.000	0.0000
23	0.31457	SLU	NonStatic	Max	-299.643	9.520	0.000	0.0000
23	0.00000	SLU	NonStatic	Min	-292.036	-26.487	0.000	0.0000
23	0.15729	SLU	NonStatic	Min	-295.840	-8.484	0.000	0.0000
23	0.31457	SLU	NonStatic	Min	-299.643	9.520	0.000	0.0000
23	0.00000	SLE	NonStatic	Max	-224.643	-20.375	0.000	0.0000
23	0.15729	SLE	NonStatic	Max	-227.569	-6.526	0.000	0.0000
23	0.31457	SLE	NonStatic	Max	-230.495	7.323	0.000	0.0000
23	0.00000	SLE	NonStatic	Min	-224.643	-20.375	0.000	0.0000
23	0.15729	SLE	NonStatic	Min	-227.569	-6.526	0.000	0.0000
23	0.31457	SLE	NonStatic	Min	-230.495	7.323	0.000	0.0000
23	0.00000	SLV	NonStatic	Max	-1955.124	-56.547	0.000	0.0000
23	0.15729	SLV	NonStatic	Max	-1958.708	-39.582	0.000	0.0000
23	0.31457	SLV	NonStatic	Max	-1962.292	-22.617	0.000	0.0000
23	0.00000	SLV	NonStatic	Min	-1955.124	-56.547	0.000	0.0000
23	0.15729	SLV	NonStatic	Min	-1958.708	-39.582	0.000	0.0000
23	0.31457	SLV	NonStatic	Min	-1962.292	-22.617	0.000	0.0000
24	0.00000	SLU	NonStatic	Max	-299.983	-24.419	0.000	0.0000

Table: Element Forces - Frames, Part 1 of 4

Frame	Station m	OutputCase	CaseType	StepType	P KN	V2 KN	V3 KN	T KN-m
24	0.15729	SLU	NonStatic	Max	-302.950	-6.258	0.000	0.0000
24	0.31457	SLU	NonStatic	Max	-305.916	11.902	0.000	0.0000
24	0.00000	SLU	NonStatic	Min	-299.983	-24.419	0.000	0.0000
24	0.15729	SLU	NonStatic	Min	-302.950	-6.258	0.000	0.0000
24	0.31457	SLU	NonStatic	Min	-305.916	11.902	0.000	0.0000
24	0.00000	SLE	NonStatic	Max	-230.756	-18.784	0.000	0.0000
24	0.15729	SLE	NonStatic	Max	-233.038	-4.814	0.000	0.0000
24	0.31457	SLE	NonStatic	Max	-235.320	9.155	0.000	0.0000
24	0.00000	SLE	NonStatic	Min	-230.756	-18.784	0.000	0.0000
24	0.15729	SLE	NonStatic	Min	-233.038	-4.814	0.000	0.0000
24	0.31457	SLE	NonStatic	Min	-235.320	9.155	0.000	0.0000
24	0.00000	SLV	NonStatic	Max	-1963.834	-44.527	0.000	0.0000
24	0.15729	SLV	NonStatic	Max	-1966.629	-27.415	0.000	0.0000
24	0.31457	SLV	NonStatic	Max	-1969.425	-10.302	0.000	0.0000
24	0.00000	SLV	NonStatic	Min	-1963.834	-44.527	0.000	0.0000
24	0.15729	SLV	NonStatic	Min	-1966.629	-27.415	0.000	0.0000
24	0.31457	SLV	NonStatic	Min	-1969.425	-10.302	0.000	0.0000
25	0.00000	SLU	NonStatic	Max	-306.159	-22.565	0.000	0.0000
25	0.15729	SLU	NonStatic	Max	-308.283	-4.287	0.000	0.0000
25	0.31457	SLU	NonStatic	Max	-310.406	13.991	0.000	0.0000
25	0.00000	SLU	NonStatic	Min	-306.159	-22.565	0.000	0.0000
25	0.15729	SLU	NonStatic	Min	-308.283	-4.287	0.000	0.0000
25	0.31457	SLU	NonStatic	Min	-310.406	13.991	0.000	0.0000
25	0.00000	SLE	NonStatic	Max	-235.507	-17.358	0.000	0.0000
25	0.15729	SLE	NonStatic	Max	-237.141	-3.298	0.000	0.0000
25	0.31457	SLE	NonStatic	Max	-238.774	10.762	0.000	0.0000
25	0.00000	SLE	NonStatic	Min	-235.507	-17.358	0.000	0.0000
25	0.15729	SLE	NonStatic	Min	-237.141	-3.298	0.000	0.0000
25	0.31457	SLE	NonStatic	Min	-238.774	10.762	0.000	0.0000
25	0.00000	SLV	NonStatic	Max	-1970.464	-34.993	0.000	0.0000
25	0.15729	SLV	NonStatic	Max	-1972.465	-17.770	0.000	0.0000
25	0.31457	SLV	NonStatic	Max	-1974.466	-0.546	0.000	0.0000
25	0.00000	SLV	NonStatic	Min	-1970.464	-34.993	0.000	0.0000
25	0.15729	SLV	NonStatic	Min	-1972.465	-17.770	0.000	0.0000
25	0.31457	SLV	NonStatic	Min	-1974.466	-0.546	0.000	0.0000
26	0.00000	SLU	NonStatic	Max	-310.563	-20.856	0.000	0.0000
26	0.15729	SLU	NonStatic	Max	-311.839	-2.499	0.000	0.0000
26	0.31457	SLU	NonStatic	Max	-313.115	15.858	0.000	0.0000
26	0.00000	SLU	NonStatic	Min	-310.563	-20.856	0.000	0.0000
26	0.15729	SLU	NonStatic	Min	-311.839	-2.499	0.000	0.0000
26	0.31457	SLU	NonStatic	Min	-313.115	15.858	0.000	0.0000
26	0.00000	SLE	NonStatic	Max	-238.894	-16.043	0.000	0.0000
26	0.15729	SLE	NonStatic	Max	-239.876	-1.922	0.000	0.0000
26	0.31457	SLE	NonStatic	Max	-240.857	12.198	0.000	0.0000
26	0.00000	SLE	NonStatic	Min	-238.894	-16.043	0.000	0.0000
26	0.15729	SLE	NonStatic	Min	-239.876	-1.922	0.000	0.0000
26	0.31457	SLE	NonStatic	Min	-240.857	12.198	0.000	0.0000
26	0.00000	SLV	NonStatic	Max	-1975.103	-27.233	0.000	0.0000
26	0.15729	SLV	NonStatic	Max	-1976.305	-9.935	0.000	0.0000
26	0.31457	SLV	NonStatic	Max	-1977.507	7.362	0.000	0.0000
26	0.00000	SLV	NonStatic	Min	-1975.103	-27.233	0.000	0.0000
26	0.15729	SLV	NonStatic	Min	-1976.305	-9.935	0.000	0.0000
26	0.31457	SLV	NonStatic	Min	-1977.507	7.362	0.000	0.0000
27	0.00000	SLU	NonStatic	Max	-313.191	-19.217	0.000	0.0000
27	0.15729	SLU	NonStatic	Max	-313.617	-0.821	0.000	0.0000
27	0.31457	SLU	NonStatic	Max	-314.042	17.575	0.000	0.0000
27	0.00000	SLU	NonStatic	Min	-313.191	-19.217	0.000	0.0000
27	0.15729	SLU	NonStatic	Min	-313.617	-0.821	0.000	0.0000
27	0.31457	SLU	NonStatic	Min	-314.042	17.575	0.000	0.0000

Table: Element Forces - Frames, Part 1 of 4

Frame	Station m	OutputCase	CaseType	StepType	P KN	V2 KN	V3 KN	T KN-m
27	0.00000	SLE	NonStatic	Max	-240.916	-14.782	0.000	0.0000
27	0.15729	SLE	NonStatic	Max	-241.244	-0.631	0.000	0.0000
27	0.31457	SLE	NonStatic	Max	-241.571	13.520	0.000	0.0000
27	0.00000	SLE	NonStatic	Min	-240.916	-14.782	0.000	0.0000
27	0.15729	SLE	NonStatic	Min	-241.244	-0.631	0.000	0.0000
27	0.31457	SLE	NonStatic	Min	-241.571	13.520	0.000	0.0000
27	0.00000	SLV	NonStatic	Max	-1977.809	-20.525	0.000	0.0000
27	0.15729	SLV	NonStatic	Max	-1978.210	-3.190	0.000	0.0000
27	0.31457	SLV	NonStatic	Max	-1978.611	14.144	0.000	0.0000
27	0.00000	SLV	NonStatic	Min	-1977.809	-20.525	0.000	0.0000
27	0.15729	SLV	NonStatic	Min	-1978.210	-3.190	0.000	0.0000
27	0.31457	SLV	NonStatic	Min	-1978.611	14.144	0.000	0.0000
28	0.00000	SLU	NonStatic	Max	146.916	-161.375	0.000	0.0000
28	0.15729	SLU	NonStatic	Max	131.038	-152.075	0.000	0.0000
28	0.31457	SLU	NonStatic	Max	115.160	-142.775	0.000	0.0000
28	0.00000	SLU	NonStatic	Min	146.916	-161.375	0.000	0.0000
28	0.15729	SLU	NonStatic	Min	131.038	-152.075	0.000	0.0000
28	0.31457	SLU	NonStatic	Min	115.160	-142.775	0.000	0.0000
28	0.00000	SLE	NonStatic	Max	113.012	-124.134	0.000	0.0000
28	0.15729	SLE	NonStatic	Max	100.798	-116.981	0.000	0.0000
28	0.31457	SLE	NonStatic	Max	88.584	-109.827	0.000	0.0000
28	0.00000	SLE	NonStatic	Min	113.012	-124.134	0.000	0.0000
28	0.15729	SLE	NonStatic	Min	100.798	-116.981	0.000	0.0000
28	0.31457	SLE	NonStatic	Min	88.584	-109.827	0.000	0.0000
28	0.00000	SLV	NonStatic	Max	-1207.195	-1147.185	0.000	0.0000
28	0.15729	SLV	NonStatic	Max	-1222.157	-1138.422	0.000	0.0000
28	0.31457	SLV	NonStatic	Max	-1237.120	-1129.659	0.000	0.0000
28	0.00000	SLV	NonStatic	Min	-1207.195	-1147.185	0.000	0.0000
28	0.15729	SLV	NonStatic	Min	-1222.157	-1138.422	0.000	0.0000
28	0.31457	SLV	NonStatic	Min	-1237.120	-1129.659	0.000	0.0000
29	0.00000	SLU	NonStatic	Max	108.433	-148.193	0.000	0.0000
29	0.15729	SLU	NonStatic	Max	93.002	-138.169	0.000	0.0000
29	0.31457	SLU	NonStatic	Max	77.571	-128.145	0.000	0.0000
29	0.00000	SLU	NonStatic	Min	108.433	-148.193	0.000	0.0000
29	0.15729	SLU	NonStatic	Min	93.002	-138.169	0.000	0.0000
29	0.31457	SLU	NonStatic	Min	77.571	-128.145	0.000	0.0000
29	0.00000	SLE	NonStatic	Max	83.410	-113.995	0.000	0.0000
29	0.15729	SLE	NonStatic	Max	71.540	-106.284	0.000	0.0000
29	0.31457	SLE	NonStatic	Max	59.670	-98.573	0.000	0.0000
29	0.00000	SLE	NonStatic	Min	83.410	-113.995	0.000	0.0000
29	0.15729	SLE	NonStatic	Min	71.540	-106.284	0.000	0.0000
29	0.31457	SLE	NonStatic	Min	59.670	-98.573	0.000	0.0000
29	0.00000	SLV	NonStatic	Max	-1288.041	-1071.235	0.000	0.0000
29	0.15729	SLV	NonStatic	Max	-1302.582	-1061.789	0.000	0.0000
29	0.31457	SLV	NonStatic	Max	-1317.122	-1052.344	0.000	0.0000
29	0.00000	SLV	NonStatic	Min	-1288.041	-1071.235	0.000	0.0000
29	0.15729	SLV	NonStatic	Min	-1302.582	-1061.789	0.000	0.0000
29	0.31457	SLV	NonStatic	Min	-1317.122	-1052.344	0.000	0.0000
30	0.00000	SLU	NonStatic	Max	71.497	-135.163	0.000	0.0000
30	0.15729	SLU	NonStatic	Max	56.546	-124.436	0.000	0.0000
30	0.31457	SLU	NonStatic	Max	41.595	-113.709	0.000	0.0000
30	0.00000	SLU	NonStatic	Min	71.497	-135.163	0.000	0.0000
30	0.15729	SLU	NonStatic	Min	56.546	-124.436	0.000	0.0000
30	0.31457	SLU	NonStatic	Min	41.595	-113.709	0.000	0.0000
30	0.00000	SLE	NonStatic	Max	54.998	-103.971	0.000	0.0000
30	0.15729	SLE	NonStatic	Max	43.497	-95.720	0.000	0.0000
30	0.31457	SLE	NonStatic	Max	31.996	-87.468	0.000	0.0000
30	0.00000	SLE	NonStatic	Min	54.998	-103.971	0.000	0.0000
30	0.15729	SLE	NonStatic	Min	43.497	-95.720	0.000	0.0000

Table: Element Forces - Frames, Part 1 of 4

Frame	Station m	OutputCase	CaseType	StepType	P KN	V2 KN	V3 KN	T KN-m
30	0.31457	SLE	NonStatic	Min	31.996	-87.468	0.000	0.0000
30	0.00000	SLV	NonStatic	Max	-1364.382	-990.303	0.000	0.0000
30	0.15729	SLV	NonStatic	Max	-1378.471	-980.194	0.000	0.0000
30	0.31457	SLV	NonStatic	Max	-1392.559	-970.086	0.000	0.0000
30	0.00000	SLV	NonStatic	Min	-1364.382	-990.303	0.000	0.0000
30	0.15729	SLV	NonStatic	Min	-1378.471	-980.194	0.000	0.0000
30	0.31457	SLV	NonStatic	Min	-1392.559	-970.086	0.000	0.0000
31	0.00000	SLU	NonStatic	Max	36.139	-122.851	0.000	0.0000
31	0.15729	SLU	NonStatic	Max	21.700	-111.444	0.000	0.0000
31	0.31457	SLU	NonStatic	Max	7.262	-100.037	0.000	0.0000
31	0.00000	SLU	NonStatic	Min	36.139	-122.851	0.000	0.0000
31	0.15729	SLU	NonStatic	Min	21.700	-111.444	0.000	0.0000
31	0.31457	SLU	NonStatic	Min	7.262	-100.037	0.000	0.0000
31	0.00000	SLE	NonStatic	Max	27.799	-94.501	0.000	0.0000
31	0.15729	SLE	NonStatic	Max	16.693	-85.726	0.000	0.0000
31	0.31457	SLE	NonStatic	Max	5.586	-76.951	0.000	0.0000
31	0.00000	SLE	NonStatic	Min	27.799	-94.501	0.000	0.0000
31	0.15729	SLE	NonStatic	Min	16.693	-85.726	0.000	0.0000
31	0.31457	SLE	NonStatic	Min	5.586	-76.951	0.000	0.0000
31	0.00000	SLV	NonStatic	Max	-1435.934	-904.644	0.000	0.0000
31	0.15729	SLV	NonStatic	Max	-1449.540	-893.895	0.000	0.0000
31	0.31457	SLV	NonStatic	Max	-1463.146	-883.147	0.000	0.0000
31	0.00000	SLV	NonStatic	Min	-1435.934	-904.644	0.000	0.0000
31	0.15729	SLV	NonStatic	Min	-1449.540	-893.895	0.000	0.0000
31	0.31457	SLV	NonStatic	Min	-1463.146	-883.147	0.000	0.0000
32	0.00000	SLU	NonStatic	Max	2.389	-111.298	0.000	0.0000
32	0.15729	SLU	NonStatic	Max	-11.507	-99.236	0.000	0.0000
32	0.31457	SLU	NonStatic	Max	-25.402	-87.173	0.000	0.0000
32	0.00000	SLU	NonStatic	Min	2.389	-111.298	0.000	0.0000
32	0.15729	SLU	NonStatic	Min	-11.507	-99.236	0.000	0.0000
32	0.31457	SLU	NonStatic	Min	-25.402	-87.173	0.000	0.0000
32	0.00000	SLE	NonStatic	Max	1.838	-85.614	0.000	0.0000
32	0.15729	SLE	NonStatic	Max	-8.851	-76.335	0.000	0.0000
32	0.31457	SLE	NonStatic	Max	-19.540	-67.056	0.000	0.0000
32	0.00000	SLE	NonStatic	Min	1.838	-85.614	0.000	0.0000
32	0.15729	SLE	NonStatic	Min	-8.851	-76.335	0.000	0.0000
32	0.31457	SLE	NonStatic	Min	-19.540	-67.056	0.000	0.0000
32	0.00000	SLV	NonStatic	Max	-1502.424	-814.533	0.000	0.0000
32	0.15729	SLV	NonStatic	Max	-1515.519	-803.167	0.000	0.0000
32	0.31457	SLV	NonStatic	Max	-1528.613	-791.800	0.000	0.0000
32	0.00000	SLV	NonStatic	Min	-1502.424	-814.533	0.000	0.0000
32	0.15729	SLV	NonStatic	Min	-1515.519	-803.167	0.000	0.0000
32	0.31457	SLV	NonStatic	Min	-1528.613	-791.800	0.000	0.0000
33	0.00000	SLU	NonStatic	Max	-29.728	-100.533	0.000	0.0000
33	0.15729	SLU	NonStatic	Max	-43.051	-87.840	0.000	0.0000
33	0.31457	SLU	NonStatic	Max	-56.375	-75.148	0.000	0.0000
33	0.00000	SLU	NonStatic	Min	-29.728	-100.533	0.000	0.0000
33	0.15729	SLU	NonStatic	Min	-43.051	-87.840	0.000	0.0000
33	0.31457	SLU	NonStatic	Min	-56.375	-75.148	0.000	0.0000
33	0.00000	SLE	NonStatic	Max	-22.868	-77.333	0.000	0.0000
33	0.15729	SLE	NonStatic	Max	-33.117	-67.569	0.000	0.0000
33	0.31457	SLE	NonStatic	Max	-43.365	-57.806	0.000	0.0000
33	0.00000	SLE	NonStatic	Min	-22.868	-77.333	0.000	0.0000
33	0.15729	SLE	NonStatic	Min	-33.117	-67.569	0.000	0.0000
33	0.31457	SLE	NonStatic	Min	-43.365	-57.806	0.000	0.0000
33	0.00000	SLV	NonStatic	Max	-1563.597	-720.257	0.000	0.0000
33	0.15729	SLV	NonStatic	Max	-1576.151	-708.296	0.000	0.0000
33	0.31457	SLV	NonStatic	Max	-1588.706	-696.336	0.000	0.0000
33	0.00000	SLV	NonStatic	Min	-1563.597	-720.257	0.000	0.0000

Table: Element Forces - Frames, Part 1 of 4

Frame	Station m	OutputCase	CaseType	StepType	P KN	V2 KN	V3 KN	T KN-m
33	0.15729	SLV	NonStatic	Min	-1576.151	-708.296	0.000	0.0000
33	0.31457	SLV	NonStatic	Min	-1588.706	-696.336	0.000	0.0000
34	0.00000	SLU	NonStatic	Max	-60.192	-90.568	0.000	0.0000
34	0.15729	SLU	NonStatic	Max	-72.914	-77.273	0.000	0.0000
34	0.31457	SLU	NonStatic	Max	-85.636	-63.978	0.000	0.0000
34	0.00000	SLU	NonStatic	Min	-60.192	-90.568	0.000	0.0000
34	0.15729	SLU	NonStatic	Min	-72.914	-77.273	0.000	0.0000
34	0.31457	SLU	NonStatic	Min	-85.636	-63.978	0.000	0.0000
34	0.00000	SLE	NonStatic	Max	-46.302	-69.668	0.000	0.0000
34	0.15729	SLE	NonStatic	Max	-56.088	-59.441	0.000	0.0000
34	0.31457	SLE	NonStatic	Max	-65.874	-49.214	0.000	0.0000
34	0.00000	SLE	NonStatic	Min	-46.302	-69.668	0.000	0.0000
34	0.15729	SLE	NonStatic	Min	-56.088	-59.441	0.000	0.0000
34	0.31457	SLE	NonStatic	Min	-65.874	-49.214	0.000	0.0000
34	0.00000	SLV	NonStatic	Max	-1619.210	-623.353	0.000	0.0000
34	0.15729	SLV	NonStatic	Max	-1631.198	-610.825	0.000	0.0000
34	0.31457	SLV	NonStatic	Max	-1643.186	-598.297	0.000	0.0000
34	0.00000	SLV	NonStatic	Min	-1619.210	-623.353	0.000	0.0000
34	0.15729	SLV	NonStatic	Min	-1631.198	-610.825	0.000	0.0000
34	0.31457	SLV	NonStatic	Min	-1643.186	-598.297	0.000	0.0000
35	0.00000	SLU	NonStatic	Max	-88.984	-81.410	0.000	0.0000
35	0.15729	SLU	NonStatic	Max	-101.077	-67.541	0.000	0.0000
35	0.31457	SLU	NonStatic	Max	-113.170	-53.672	0.000	0.0000
35	0.00000	SLU	NonStatic	Min	-88.984	-81.410	0.000	0.0000
35	0.15729	SLU	NonStatic	Min	-101.077	-67.541	0.000	0.0000
35	0.31457	SLU	NonStatic	Min	-113.170	-53.672	0.000	0.0000
35	0.00000	SLE	NonStatic	Max	-68.449	-62.623	0.000	0.0000
35	0.15729	SLE	NonStatic	Max	-77.751	-51.955	0.000	0.0000
35	0.31457	SLE	NonStatic	Max	-87.054	-41.286	0.000	0.0000
35	0.00000	SLE	NonStatic	Min	-68.449	-62.623	0.000	0.0000
35	0.15729	SLE	NonStatic	Min	-77.751	-51.955	0.000	0.0000
35	0.31457	SLE	NonStatic	Min	-87.054	-41.286	0.000	0.0000
35	0.00000	SLV	NonStatic	Max	-1669.374	-535.070	0.000	0.0000
35	0.15729	SLV	NonStatic	Max	-1680.770	-522.001	0.000	0.0000
35	0.31457	SLV	NonStatic	Max	-1692.165	-508.932	0.000	0.0000
35	0.00000	SLV	NonStatic	Min	-1669.374	-535.070	0.000	0.0000
35	0.15729	SLV	NonStatic	Min	-1680.770	-522.001	0.000	0.0000
35	0.31457	SLV	NonStatic	Min	-1692.165	-508.932	0.000	0.0000
36	0.00000	SLU	NonStatic	Max	-116.087	-73.052	0.000	0.0000
36	0.15729	SLU	NonStatic	Max	-127.526	-58.638	0.000	0.0000
36	0.31457	SLU	NonStatic	Max	-138.965	-44.225	0.000	0.0000
36	0.00000	SLU	NonStatic	Min	-116.087	-73.052	0.000	0.0000
36	0.15729	SLU	NonStatic	Min	-127.526	-58.638	0.000	0.0000
36	0.31457	SLU	NonStatic	Min	-138.965	-44.225	0.000	0.0000
36	0.00000	SLE	NonStatic	Max	-89.298	-56.194	0.000	0.0000
36	0.15729	SLE	NonStatic	Max	-98.097	-45.106	0.000	0.0000
36	0.31457	SLE	NonStatic	Max	-106.896	-34.019	0.000	0.0000
36	0.00000	SLE	NonStatic	Min	-89.298	-56.194	0.000	0.0000
36	0.15729	SLE	NonStatic	Min	-98.097	-45.106	0.000	0.0000
36	0.31457	SLE	NonStatic	Min	-106.896	-34.019	0.000	0.0000
36	0.00000	SLV	NonStatic	Max	-1714.446	-455.503	0.000	0.0000
36	0.15729	SLV	NonStatic	Max	-1725.225	-441.921	0.000	0.0000
36	0.31457	SLV	NonStatic	Max	-1736.004	-428.339	0.000	0.0000
36	0.00000	SLV	NonStatic	Min	-1714.446	-455.503	0.000	0.0000
36	0.15729	SLV	NonStatic	Min	-1725.225	-441.921	0.000	0.0000
36	0.31457	SLV	NonStatic	Min	-1736.004	-428.339	0.000	0.0000
37	0.00000	SLU	NonStatic	Max	-141.488	-65.478	0.000	0.0000
37	0.15729	SLU	NonStatic	Max	-152.248	-50.550	0.000	0.0000
37	0.31457	SLU	NonStatic	Max	-163.008	-35.623	0.000	0.0000

Table: Element Forces - Frames, Part 1 of 4

Frame	Station m	OutputCase	CaseType	StepType	P KN	V2 KN	V3 KN	T KN-m
37	0.00000	SLU	NonStatic	Min	-141.488	-65.478	0.000	0.0000
37	0.15729	SLU	NonStatic	Min	-152.248	-50.550	0.000	0.0000
37	0.31457	SLU	NonStatic	Min	-163.008	-35.623	0.000	0.0000
37	0.00000	SLE	NonStatic	Max	-108.837	-50.367	0.000	0.0000
37	0.15729	SLE	NonStatic	Max	-117.114	-38.885	0.000	0.0000
37	0.31457	SLE	NonStatic	Max	-125.391	-27.403	0.000	0.0000
37	0.00000	SLV	NonStatic	Min	-108.837	-50.367	0.000	0.0000
37	0.15729	SLV	NonStatic	Min	-117.114	-38.885	0.000	0.0000
37	0.31457	SLV	NonStatic	Min	-125.391	-27.403	0.000	0.0000
37	0.00000	SLV	NonStatic	Max	-1754.775	-384.415	0.000	0.0000
37	0.15729	SLV	NonStatic	Max	-1764.915	-370.349	0.000	0.0000
37	0.31457	SLV	NonStatic	Max	-1775.054	-356.283	0.000	0.0000
37	0.00000	SLV	NonStatic	Min	-1754.775	-384.415	0.000	0.0000
37	0.15729	SLV	NonStatic	Min	-1764.915	-370.349	0.000	0.0000
37	0.31457	SLV	NonStatic	Min	-1775.054	-356.283	0.000	0.0000
38	0.00000	SLU	NonStatic	Max	-165.176	-58.664	0.000	0.0000
38	0.15729	SLU	NonStatic	Max	-175.234	-43.255	0.000	0.0000
38	0.31457	SLU	NonStatic	Max	-185.292	-27.847	0.000	0.0000
38	0.00000	SLU	NonStatic	Min	-165.176	-58.664	0.000	0.0000
38	0.15729	SLU	NonStatic	Min	-175.234	-43.255	0.000	0.0000
38	0.31457	SLU	NonStatic	Min	-185.292	-27.847	0.000	0.0000
38	0.00000	SLE	NonStatic	Max	-127.058	-45.126	0.000	0.0000
38	0.15729	SLE	NonStatic	Max	-134.795	-33.273	0.000	0.0000
38	0.31457	SLE	NonStatic	Max	-142.533	-21.421	0.000	0.0000
38	0.00000	SLE	NonStatic	Min	-127.058	-45.126	0.000	0.0000
38	0.15729	SLE	NonStatic	Min	-134.795	-33.273	0.000	0.0000
38	0.31457	SLE	NonStatic	Min	-142.533	-21.421	0.000	0.0000
38	0.00000	SLV	NonStatic	Max	-1790.704	-321.497	0.000	0.0000
38	0.15729	SLV	NonStatic	Max	-1800.182	-306.978	0.000	0.0000
38	0.31457	SLV	NonStatic	Max	-1809.660	-292.458	0.000	0.0000
38	0.00000	SLV	NonStatic	Min	-1790.704	-321.497	0.000	0.0000
38	0.15729	SLV	NonStatic	Min	-1800.182	-306.978	0.000	0.0000
38	0.31457	SLV	NonStatic	Min	-1809.660	-292.458	0.000	0.0000
39	0.00000	SLU	NonStatic	Max	-187.140	-52.580	0.000	0.0000
39	0.15729	SLU	NonStatic	Max	-196.475	-36.723	0.000	0.0000
39	0.31457	SLU	NonStatic	Max	-205.810	-20.865	0.000	0.0000
39	0.00000	SLU	NonStatic	Min	-205.810	-20.865	0.000	0.0000
39	0.15729	SLU	NonStatic	Min	-196.475	-36.723	0.000	0.0000
39	0.31457	SLU	NonStatic	Min	-187.140	-52.580	0.000	0.0000
39	0.00000	SLE	NonStatic	Max	-143.954	-40.446	0.000	0.0000
39	0.15729	SLE	NonStatic	Max	-151.134	-28.248	0.000	0.0000
39	0.31457	SLE	NonStatic	Max	-158.315	-16.050	0.000	0.0000
39	0.00000	SLE	NonStatic	Min	-143.954	-40.446	0.000	0.0000
39	0.15729	SLE	NonStatic	Min	-151.134	-28.248	0.000	0.0000
39	0.31457	SLE	NonStatic	Min	-158.315	-16.050	0.000	0.0000
39	0.00000	SLV	NonStatic	Max	-1822.559	-266.376	0.000	0.0000
39	0.15729	SLV	NonStatic	Max	-1831.355	-251.433	0.000	0.0000
39	0.31457	SLV	NonStatic	Max	-1840.152	-236.491	0.000	0.0000
39	0.00000	SLV	NonStatic	Min	-1822.559	-266.376	0.000	0.0000
39	0.15729	SLV	NonStatic	Min	-1831.355	-251.433	0.000	0.0000
39	0.31457	SLV	NonStatic	Min	-1840.152	-236.491	0.000	0.0000
40	0.00000	SLU	NonStatic	Max	-207.372	-47.187	0.000	0.0000
40	0.15729	SLU	NonStatic	Max	-215.963	-30.914	0.000	0.0000
40	0.31457	SLU	NonStatic	Max	-224.555	-14.642	0.000	0.0000
40	0.00000	SLU	NonStatic	Min	-207.372	-47.187	0.000	0.0000
40	0.15729	SLU	NonStatic	Min	-215.963	-30.914	0.000	0.0000
40	0.31457	SLU	NonStatic	Min	-224.555	-14.642	0.000	0.0000
40	0.00000	SLE	NonStatic	Max	-159.517	-36.297	0.000	0.0000
40	0.15729	SLE	NonStatic	Max	-166.126	-23.780	0.000	0.0000

Table: Element Forces - Frames, Part 1 of 4

Frame	Station m	OutputCase	CaseType	StepType	P KN	V2 KN	V3 KN	T KN-m
40	0.31457	SLE	NonStatic	Max	-172.734	-11.263	0.000	0.0000
40	0.00000	SLE	NonStatic	Min	-159.517	-36.297	0.000	0.0000
40	0.15729	SLE	NonStatic	Min	-166.126	-23.780	0.000	0.0000
40	0.31457	SLE	NonStatic	Min	-172.734	-11.263	0.000	0.0000
40	0.00000	SLV	NonStatic	Max	-1850.653	-218.617	0.000	0.0000
40	0.15729	SLV	NonStatic	Max	-1858.749	-203.283	0.000	0.0000
40	0.31457	SLV	NonStatic	Max	-1866.844	-187.950	0.000	0.0000
40	0.00000	SLV	NonStatic	Min	-1850.653	-218.617	0.000	0.0000
40	0.15729	SLV	NonStatic	Min	-1858.749	-203.283	0.000	0.0000
40	0.31457	SLV	NonStatic	Min	-1866.844	-187.950	0.000	0.0000
41	0.00000	SLU	NonStatic	Max	-260.285	-30.956	0.000	0.0000
41	0.12642	SLU	NonStatic	Max	-265.252	-17.025	0.000	0.0000
41	0.25284	SLU	NonStatic	Max	-270.218	-3.094	0.000	0.0000
41	0.00000	SLU	NonStatic	Min	-260.285	-30.956	0.000	0.0000
41	0.12642	SLU	NonStatic	Min	-265.252	-17.025	0.000	0.0000
41	0.25284	SLU	NonStatic	Min	-270.218	-3.094	0.000	0.0000
41	0.00000	SLE	NonStatic	Max	-200.219	-23.812	0.000	0.0000
41	0.12642	SLE	NonStatic	Max	-204.040	-13.096	0.000	0.0000
41	0.25284	SLE	NonStatic	Max	-207.860	-2.380	0.000	0.0000
41	0.00000	SLE	NonStatic	Min	-200.219	-23.812	0.000	0.0000
41	0.12642	SLE	NonStatic	Min	-204.040	-13.096	0.000	0.0000
41	0.25284	SLE	NonStatic	Min	-207.860	-2.380	0.000	0.0000
41	0.00000	SLV	NonStatic	Max	-1918.207	-108.800	0.000	0.0000
41	0.12642	SLV	NonStatic	Max	-1922.887	-95.672	0.000	0.0000
41	0.25284	SLV	NonStatic	Max	-1927.567	-82.545	0.000	0.0000
41	0.00000	SLV	NonStatic	Min	-1918.207	-108.800	0.000	0.0000
41	0.12642	SLV	NonStatic	Min	-1922.887	-95.672	0.000	0.0000
41	0.25284	SLV	NonStatic	Min	-1927.567	-82.545	0.000	0.0000
42	0.00000	SLU	NonStatic	Max	-270.845	-31.550	0.000	0.0000
42	0.15729	SLU	NonStatic	Max	-276.295	-13.975	0.000	0.0000
42	0.31457	SLU	NonStatic	Max	-281.746	3.601	0.000	0.0000
42	0.00000	SLU	NonStatic	Min	-270.845	-31.550	0.000	0.0000
42	0.15729	SLU	NonStatic	Min	-276.295	-13.975	0.000	0.0000
42	0.31457	SLU	NonStatic	Min	-281.746	3.601	0.000	0.0000
42	0.00000	SLE	NonStatic	Max	-208.342	-24.269	0.000	0.0000
42	0.15729	SLE	NonStatic	Max	-212.535	-10.750	0.000	0.0000
42	0.31457	SLE	NonStatic	Max	-216.728	2.770	0.000	0.0000
42	0.00000	SLE	NonStatic	Min	-208.342	-24.269	0.000	0.0000
42	0.15729	SLE	NonStatic	Min	-212.535	-10.750	0.000	0.0000
42	0.31457	SLE	NonStatic	Min	-216.728	2.770	0.000	0.0000
42	0.00000	SLV	NonStatic	Max	-1930.968	-90.822	0.000	0.0000
42	0.15729	SLV	NonStatic	Max	-1936.104	-74.260	0.000	0.0000
42	0.31457	SLV	NonStatic	Max	-1941.240	-57.699	0.000	0.0000
42	0.00000	SLV	NonStatic	Min	-1930.968	-90.822	0.000	0.0000
42	0.15729	SLV	NonStatic	Min	-1936.104	-74.260	0.000	0.0000
42	0.31457	SLV	NonStatic	Min	-1941.240	-57.699	0.000	0.0000
43	0.00000	SLU	NonStatic	Max	-282.323	-28.842	0.000	0.0000
43	0.15729	SLU	NonStatic	Max	-286.955	-11.033	0.000	0.0000
43	0.31457	SLU	NonStatic	Max	-291.586	6.775	0.000	0.0000
43	0.00000	SLU	NonStatic	Min	-282.323	-28.842	0.000	0.0000
43	0.15729	SLU	NonStatic	Min	-286.955	-11.033	0.000	0.0000
43	0.31457	SLU	NonStatic	Min	-291.586	6.775	0.000	0.0000
43	0.00000	SLE	NonStatic	Max	-217.171	-22.186	0.000	0.0000
43	0.15729	SLE	NonStatic	Max	-220.734	-8.487	0.000	0.0000
43	0.31457	SLE	NonStatic	Max	-224.297	5.212	0.000	0.0000
43	0.00000	SLE	NonStatic	Min	-217.171	-22.186	0.000	0.0000
43	0.15729	SLE	NonStatic	Min	-220.734	-8.487	0.000	0.0000
43	0.31457	SLE	NonStatic	Min	-224.297	5.212	0.000	0.0000
43	0.00000	SLV	NonStatic	Max	-1944.218	-71.751	0.000	0.0000

Table: Element Forces - Frames, Part 1 of 4

Frame	Station m	OutputCase	CaseType	StepType	P KN	V2 KN	V3 KN	T KN-m
43	0.15729	SLV	NonStatic	Max	-1948.583	-54.969	0.000	0.0000
43	0.31457	SLV	NonStatic	Max	-1952.947	-38.188	0.000	0.0000
43	0.00000	SLV	NonStatic	Min	-1944.218	-71.751	0.000	0.0000
43	0.15729	SLV	NonStatic	Min	-1948.583	-54.969	0.000	0.0000
43	0.31457	SLV	NonStatic	Min	-1952.947	-38.188	0.000	0.0000
44	0.00000	SLU	NonStatic	Max	-292.036	-26.487	0.000	0.0000
44	0.15729	SLU	NonStatic	Max	-295.840	-8.484	0.000	0.0000
44	0.31457	SLU	NonStatic	Max	-299.643	9.520	0.000	0.0000
44	0.00000	SLU	NonStatic	Min	-292.036	-26.487	0.000	0.0000
44	0.15729	SLU	NonStatic	Min	-295.840	-8.484	0.000	0.0000
44	0.31457	SLU	NonStatic	Min	-299.643	9.520	0.000	0.0000
44	0.00000	SLE	NonStatic	Max	-224.643	-20.375	0.000	0.0000
44	0.15729	SLE	NonStatic	Max	-227.569	-6.526	0.000	0.0000
44	0.31457	SLE	NonStatic	Max	-230.495	7.323	0.000	0.0000
44	0.00000	SLE	NonStatic	Min	-224.643	-20.375	0.000	0.0000
44	0.15729	SLE	NonStatic	Min	-227.569	-6.526	0.000	0.0000
44	0.31457	SLE	NonStatic	Min	-230.495	7.323	0.000	0.0000
44	0.00000	SLV	NonStatic	Max	-1955.124	-56.547	0.000	0.0000
44	0.15729	SLV	NonStatic	Max	-1958.708	-39.582	0.000	0.0000
44	0.31457	SLV	NonStatic	Max	-1962.292	-22.617	0.000	0.0000
44	0.00000	SLV	NonStatic	Min	-1955.124	-56.547	0.000	0.0000
44	0.15729	SLV	NonStatic	Min	-1958.708	-39.582	0.000	0.0000
44	0.31457	SLV	NonStatic	Min	-1962.292	-22.617	0.000	0.0000
45	0.00000	SLU	NonStatic	Max	-299.983	-24.419	0.000	0.0000
45	0.15729	SLU	NonStatic	Max	-302.950	-6.258	0.000	0.0000
45	0.31457	SLU	NonStatic	Max	-305.916	11.902	0.000	0.0000
45	0.00000	SLU	NonStatic	Min	-299.983	-24.419	0.000	0.0000
45	0.15729	SLU	NonStatic	Min	-302.950	-6.258	0.000	0.0000
45	0.31457	SLU	NonStatic	Min	-305.916	11.902	0.000	0.0000
45	0.00000	SLE	NonStatic	Max	-230.756	-18.784	0.000	0.0000
45	0.15729	SLE	NonStatic	Max	-233.038	-4.814	0.000	0.0000
45	0.31457	SLE	NonStatic	Max	-235.320	9.155	0.000	0.0000
45	0.00000	SLE	NonStatic	Min	-230.756	-18.784	0.000	0.0000
45	0.15729	SLE	NonStatic	Min	-233.038	-4.814	0.000	0.0000
45	0.31457	SLE	NonStatic	Min	-235.320	9.155	0.000	0.0000
45	0.00000	SLV	NonStatic	Max	-1963.834	-44.527	0.000	0.0000
45	0.15729	SLV	NonStatic	Max	-1966.629	-27.415	0.000	0.0000
45	0.31457	SLV	NonStatic	Max	-1969.425	-10.302	0.000	0.0000
45	0.00000	SLV	NonStatic	Min	-1963.834	-44.527	0.000	0.0000
45	0.15729	SLV	NonStatic	Min	-1966.629	-27.415	0.000	0.0000
45	0.31457	SLV	NonStatic	Min	-1969.425	-10.302	0.000	0.0000
46	0.00000	SLU	NonStatic	Max	-306.159	-22.565	0.000	0.0000
46	0.15729	SLU	NonStatic	Max	-308.283	-4.287	0.000	0.0000
46	0.31457	SLU	NonStatic	Max	-310.406	13.991	0.000	0.0000
46	0.00000	SLU	NonStatic	Min	-306.159	-22.565	0.000	0.0000
46	0.15729	SLU	NonStatic	Min	-308.283	-4.287	0.000	0.0000
46	0.31457	SLU	NonStatic	Min	-310.406	13.991	0.000	0.0000
46	0.00000	SLE	NonStatic	Max	-235.507	-17.358	0.000	0.0000
46	0.15729	SLE	NonStatic	Max	-237.141	-3.298	0.000	0.0000
46	0.31457	SLE	NonStatic	Max	-238.774	10.762	0.000	0.0000
46	0.00000	SLE	NonStatic	Min	-235.507	-17.358	0.000	0.0000
46	0.15729	SLE	NonStatic	Min	-237.141	-3.298	0.000	0.0000
46	0.31457	SLE	NonStatic	Min	-238.774	10.762	0.000	0.0000
46	0.00000	SLV	NonStatic	Max	-1970.464	-34.993	0.000	0.0000
46	0.15729	SLV	NonStatic	Max	-1972.465	-17.770	0.000	0.0000
46	0.31457	SLV	NonStatic	Max	-1974.466	-0.546	0.000	0.0000
46	0.00000	SLV	NonStatic	Min	-1970.464	-34.993	0.000	0.0000
46	0.15729	SLV	NonStatic	Min	-1972.465	-17.770	0.000	0.0000
46	0.31457	SLV	NonStatic	Min	-1974.466	-0.546	0.000	0.0000

Table: Element Forces - Frames, Part 1 of 4

Frame	Station m	OutputCase	CaseType	StepType	P KN	V2 KN	V3 KN	T KN-m
47	0.00000	SLU	NonStatic	Max	-310.563	-20.856	0.000	0.0000
47	0.15729	SLU	NonStatic	Max	-311.839	-2.499	0.000	0.0000
47	0.31457	SLU	NonStatic	Max	-313.115	15.858	0.000	0.0000
47	0.00000	SLU	NonStatic	Min	-310.563	-20.856	0.000	0.0000
47	0.15729	SLU	NonStatic	Min	-311.839	-2.499	0.000	0.0000
47	0.31457	SLU	NonStatic	Min	-313.115	15.858	0.000	0.0000
47	0.00000	SLE	NonStatic	Max	-238.894	-16.043	0.000	0.0000
47	0.15729	SLE	NonStatic	Max	-239.876	-1.922	0.000	0.0000
47	0.31457	SLE	NonStatic	Max	-240.857	12.198	0.000	0.0000
47	0.00000	SLE	NonStatic	Min	-238.894	-16.043	0.000	0.0000
47	0.15729	SLE	NonStatic	Min	-239.876	-1.922	0.000	0.0000
47	0.31457	SLE	NonStatic	Min	-240.857	12.198	0.000	0.0000
47	0.00000	SLV	NonStatic	Max	-1975.103	-27.233	0.000	0.0000
47	0.15729	SLV	NonStatic	Max	-1976.305	-9.935	0.000	0.0000
47	0.31457	SLV	NonStatic	Max	-1977.507	7.362	0.000	0.0000
47	0.00000	SLV	NonStatic	Min	-1975.103	-27.233	0.000	0.0000
47	0.15729	SLV	NonStatic	Min	-1976.305	-9.935	0.000	0.0000
47	0.31457	SLV	NonStatic	Min	-1977.507	7.362	0.000	0.0000
48	0.00000	SLU	NonStatic	Max	-313.191	-19.217	0.000	0.0000
48	0.15729	SLU	NonStatic	Max	-313.617	-0.821	0.000	0.0000
48	0.31457	SLU	NonStatic	Max	-314.042	17.575	0.000	0.0000
48	0.00000	SLU	NonStatic	Min	-313.191	-19.217	0.000	0.0000
48	0.15729	SLU	NonStatic	Min	-313.617	-0.821	0.000	0.0000
48	0.31457	SLU	NonStatic	Min	-314.042	17.575	0.000	0.0000
48	0.00000	SLE	NonStatic	Max	-240.916	-14.782	0.000	0.0000
48	0.15729	SLE	NonStatic	Max	-241.244	-0.631	0.000	0.0000
48	0.31457	SLE	NonStatic	Max	-241.571	13.520	0.000	0.0000
48	0.00000	SLE	NonStatic	Min	-240.916	-14.782	0.000	0.0000
48	0.15729	SLE	NonStatic	Min	-241.244	-0.631	0.000	0.0000
48	0.31457	SLE	NonStatic	Min	-241.571	13.520	0.000	0.0000
48	0.00000	SLV	NonStatic	Max	-1977.809	-20.525	0.000	0.0000
48	0.15729	SLV	NonStatic	Max	-1978.210	-3.190	0.000	0.0000
48	0.31457	SLV	NonStatic	Max	-1978.611	14.144	0.000	0.0000
48	0.00000	SLV	NonStatic	Min	-1977.809	-20.525	0.000	0.0000
48	0.15729	SLV	NonStatic	Min	-1978.210	-3.190	0.000	0.0000
48	0.31457	SLV	NonStatic	Min	-1978.611	14.144	0.000	0.0000
49	0.00000	SLU	NonStatic	Max	-65.000	-41.565	0.000	0.0000
49	0.28396	SLU	NonStatic	Max	-65.000	45.180	0.000	0.0000
49	0.00000	SLU	NonStatic	Min	-65.000	-41.565	0.000	0.0000
49	0.28396	SLU	NonStatic	Min	-65.000	45.180	0.000	0.0000
49	0.00000	SLE	NonStatic	Max	-50.000	-31.973	0.000	0.0000
49	0.28396	SLE	NonStatic	Max	-50.000	34.754	0.000	0.0000
49	0.00000	SLE	NonStatic	Min	-50.000	-31.973	0.000	0.0000
49	0.28396	SLE	NonStatic	Min	-50.000	34.754	0.000	0.0000
49	0.00000	SLV	NonStatic	Max	-1600.000	0.000	0.000	0.0000
49	0.28396	SLV	NonStatic	Max	-1600.000	81.741	0.000	0.0000
49	0.00000	SLV	NonStatic	Min	-1600.000	0.000	0.000	0.0000
49	0.28396	SLV	NonStatic	Min	-1600.000	81.741	0.000	0.0000
50	0.00000	SLU	NonStatic	Max	-65.000	-50.711	0.000	0.0000
50	0.28396	SLU	NonStatic	Max	-65.000	36.034	0.000	0.0000
50	0.00000	SLU	NonStatic	Min	-65.000	-50.711	0.000	0.0000
50	0.28396	SLU	NonStatic	Min	-65.000	36.034	0.000	0.0000
50	0.00000	SLE	NonStatic	Max	-50.000	-39.008	0.000	0.0000
50	0.28396	SLE	NonStatic	Max	-50.000	27.719	0.000	0.0000
50	0.00000	SLE	NonStatic	Min	-50.000	-39.008	0.000	0.0000
50	0.28396	SLE	NonStatic	Min	-50.000	27.719	0.000	0.0000
50	0.00000	SLV	NonStatic	Max	-1600.000	81.741	0.000	0.0000
50	0.28396	SLV	NonStatic	Max	-1600.000	163.482	0.000	0.0000
50	0.00000	SLV	NonStatic	Min	-1600.000	81.741	0.000	0.0000

Table: Element Forces - Frames, Part 1 of 4

Frame	Station m	OutputCase	CaseType	StepType	P KN	V2 KN	V3 KN	T KN-m
50	0.28396	SLV	NonStatic	Min	-1600.000	163.482	0.000	0.0000
51	0.00000	SLU	NonStatic	Max	-65.000	-72.623	0.000	0.0000
51	0.28396	SLU	NonStatic	Max	-65.000	14.122	0.000	0.0000
51	0.00000	SLU	NonStatic	Min	-65.000	-72.623	0.000	0.0000
51	0.28396	SLU	NonStatic	Min	-65.000	14.122	0.000	0.0000
51	0.00000	SLE	NonStatic	Max	-50.000	-55.864	0.000	0.0000
51	0.28396	SLE	NonStatic	Max	-50.000	10.863	0.000	0.0000
51	0.00000	SLE	NonStatic	Min	-50.000	-55.864	0.000	0.0000
51	0.28396	SLE	NonStatic	Min	-50.000	10.863	0.000	0.0000
51	0.00000	SLV	NonStatic	Max	-1600.000	163.482	0.000	0.0000
51	0.28396	SLV	NonStatic	Max	-1600.000	245.223	0.000	0.0000
51	0.00000	SLV	NonStatic	Min	-1600.000	163.482	0.000	0.0000
51	0.28396	SLV	NonStatic	Min	-1600.000	245.223	0.000	0.0000
52	0.00000	SLU	NonStatic	Max	-65.000	-107.316	0.000	0.0000
52	0.28396	SLU	NonStatic	Max	-65.000	-20.570	0.000	0.0000
52	0.00000	SLU	NonStatic	Min	-65.000	-107.316	0.000	0.0000
52	0.28396	SLU	NonStatic	Min	-65.000	-20.570	0.000	0.0000
52	0.00000	SLE	NonStatic	Max	-50.000	-82.551	0.000	0.0000
52	0.28396	SLE	NonStatic	Max	-50.000	-15.823	0.000	0.0000
52	0.00000	SLE	NonStatic	Min	-50.000	-82.551	0.000	0.0000
52	0.28396	SLE	NonStatic	Min	-50.000	-15.823	0.000	0.0000
52	0.00000	SLV	NonStatic	Max	-1600.000	245.223	0.000	0.0000
52	0.28396	SLV	NonStatic	Max	-1600.000	326.963	0.000	0.0000
52	0.00000	SLV	NonStatic	Min	-1600.000	245.223	0.000	0.0000
52	0.28396	SLV	NonStatic	Min	-1600.000	326.963	0.000	0.0000
53	0.00000	SLU	NonStatic	Max	-65.000	-154.809	0.000	0.0000
53	0.28396	SLU	NonStatic	Max	-65.000	-68.063	0.000	0.0000
53	0.00000	SLU	NonStatic	Min	-65.000	-154.809	0.000	0.0000
53	0.28396	SLU	NonStatic	Min	-65.000	-68.063	0.000	0.0000
53	0.00000	SLE	NonStatic	Max	-50.000	-119.084	0.000	0.0000
53	0.28396	SLE	NonStatic	Max	-50.000	-52.356	0.000	0.0000
53	0.00000	SLE	NonStatic	Min	-50.000	-119.084	0.000	0.0000
53	0.28396	SLE	NonStatic	Min	-50.000	-52.356	0.000	0.0000
53	0.00000	SLV	NonStatic	Max	-1600.000	326.963	0.000	0.0000
53	0.28396	SLV	NonStatic	Max	-1600.000	408.704	0.000	0.0000
53	0.00000	SLV	NonStatic	Min	-1600.000	326.963	0.000	0.0000
53	0.28396	SLV	NonStatic	Min	-1600.000	408.704	0.000	0.0000
54	0.00000	SLU	NonStatic	Max	-65.000	-215.124	0.000	0.0000
54	0.28396	SLU	NonStatic	Max	-65.000	-128.379	0.000	0.0000
54	0.00000	SLU	NonStatic	Min	-65.000	-215.124	0.000	0.0000
54	0.28396	SLU	NonStatic	Min	-65.000	-128.379	0.000	0.0000
54	0.00000	SLE	NonStatic	Max	-50.000	-165.480	0.000	0.0000
54	0.28396	SLE	NonStatic	Max	-50.000	-98.753	0.000	0.0000
54	0.00000	SLE	NonStatic	Min	-50.000	-165.480	0.000	0.0000
54	0.28396	SLE	NonStatic	Min	-50.000	-98.753	0.000	0.0000
54	0.00000	SLV	NonStatic	Max	-1600.000	408.273	0.000	0.0000
54	0.28396	SLV	NonStatic	Max	-1600.000	490.013	0.000	0.0000
54	0.00000	SLV	NonStatic	Min	-1600.000	408.273	0.000	0.0000
54	0.28396	SLV	NonStatic	Min	-1600.000	490.013	0.000	0.0000
55	0.00000	SLU	NonStatic	Max	-225.864	-42.439	0.000	0.0000
55	0.15729	SLU	NonStatic	Max	-233.694	-25.787	0.000	0.0000
55	0.31457	SLU	NonStatic	Max	-241.523	-9.135	0.000	0.0000
55	0.00000	SLU	NonStatic	Min	-225.864	-42.439	0.000	0.0000
55	0.15729	SLU	NonStatic	Min	-233.694	-25.787	0.000	0.0000
55	0.31457	SLU	NonStatic	Min	-241.523	-9.135	0.000	0.0000
55	0.00000	SLE	NonStatic	Max	-173.741	-32.646	0.000	0.0000
55	0.15729	SLE	NonStatic	Max	-179.764	-19.836	0.000	0.0000
55	0.31457	SLE	NonStatic	Max	-185.787	-7.027	0.000	0.0000
55	0.00000	SLE	NonStatic	Min	-173.741	-32.646	0.000	0.0000

Table: Element Forces - Frames, Part 1 of 4

Frame	Station m	OutputCase	CaseType	StepType	P KN	V2 KN	V3 KN	T KN-m
55	0.15729	SLE	NonStatic	Min	-179.764	-19.836	0.000	0.0000
55	0.31457	SLE	NonStatic	Min	-185.787	-7.027	0.000	0.0000
55	0.00000	SLV	NonStatic	Max	-1875.278	-177.734	0.000	0.0000
55	0.15729	SLV	NonStatic	Max	-1882.656	-162.043	0.000	0.0000
55	0.31457	SLV	NonStatic	Max	-1890.034	-146.351	0.000	0.0000
55	0.00000	SLV	NonStatic	Min	-1875.278	-177.734	0.000	0.0000
55	0.15729	SLV	NonStatic	Min	-1882.656	-162.043	0.000	0.0000
55	0.31457	SLV	NonStatic	Min	-1890.034	-146.351	0.000	0.0000
56	0.00000	SLU	NonStatic	Max	-242.689	-41.241	0.000	0.0000
56	0.18815	SLU	NonStatic	Max	-251.031	-20.871	0.000	0.0000
56	0.37630	SLU	NonStatic	Max	-259.374	-0.501	0.000	0.0000
56	0.00000	SLU	NonStatic	Min	-242.689	-41.241	0.000	0.0000
56	0.18815	SLU	NonStatic	Min	-251.031	-20.871	0.000	0.0000
56	0.37630	SLU	NonStatic	Min	-259.374	-0.501	0.000	0.0000
56	0.00000	SLE	NonStatic	Max	-186.684	-31.724	0.000	0.0000
56	0.18815	SLE	NonStatic	Max	-193.101	-16.055	0.000	0.0000
56	0.37630	SLE	NonStatic	Max	-199.518	-0.386	0.000	0.0000
56	0.00000	SLE	NonStatic	Min	-186.684	-31.724	0.000	0.0000
56	0.18815	SLE	NonStatic	Min	-193.101	-16.055	0.000	0.0000
56	0.37630	SLE	NonStatic	Min	-199.518	-0.386	0.000	0.0000
56	0.00000	SLV	NonStatic	Max	-1897.145	-143.094	0.000	0.0000
56	0.18815	SLV	NonStatic	Max	-1905.006	-123.900	0.000	0.0000
56	0.37630	SLV	NonStatic	Max	-1912.868	-104.705	0.000	0.0000
56	0.00000	SLV	NonStatic	Min	-1897.145	-143.094	0.000	0.0000
56	0.18815	SLV	NonStatic	Min	-1905.006	-123.900	0.000	0.0000
56	0.37630	SLV	NonStatic	Min	-1912.868	-104.705	0.000	0.0000
57	0.00000	SLU	NonStatic	Max	-242.689	-41.241	0.000	0.0000
57	0.18815	SLU	NonStatic	Max	-251.031	-20.871	0.000	0.0000
57	0.37630	SLU	NonStatic	Max	-259.374	-0.501	0.000	0.0000
57	0.00000	SLU	NonStatic	Min	-242.689	-41.241	0.000	0.0000
57	0.18815	SLU	NonStatic	Min	-251.031	-20.871	0.000	0.0000
57	0.37630	SLU	NonStatic	Min	-259.374	-0.501	0.000	0.0000
57	0.00000	SLE	NonStatic	Max	-186.684	-31.724	0.000	0.0000
57	0.18815	SLE	NonStatic	Max	-193.101	-16.055	0.000	0.0000
57	0.37630	SLE	NonStatic	Max	-199.518	-0.386	0.000	0.0000
57	0.00000	SLE	NonStatic	Min	-186.684	-31.724	0.000	0.0000
57	0.18815	SLE	NonStatic	Min	-193.101	-16.055	0.000	0.0000
57	0.37630	SLE	NonStatic	Min	-199.518	-0.386	0.000	0.0000
57	0.00000	SLV	NonStatic	Max	-1897.145	-143.094	0.000	0.0000
57	0.18815	SLV	NonStatic	Max	-1905.006	-123.900	0.000	0.0000
57	0.37630	SLV	NonStatic	Max	-1912.868	-104.705	0.000	0.0000
57	0.00000	SLV	NonStatic	Min	-1897.145	-143.094	0.000	0.0000
57	0.18815	SLV	NonStatic	Min	-1905.006	-123.900	0.000	0.0000
57	0.37630	SLV	NonStatic	Min	-1912.868	-104.705	0.000	0.0000
58	0.00000	SLU	NonStatic	Max	-225.864	-42.439	0.000	0.0000
58	0.15729	SLU	NonStatic	Max	-233.694	-25.787	0.000	0.0000
58	0.31457	SLU	NonStatic	Max	-241.523	-9.135	0.000	0.0000
58	0.00000	SLU	NonStatic	Min	-225.864	-42.439	0.000	0.0000
58	0.15729	SLU	NonStatic	Min	-233.694	-25.787	0.000	0.0000
58	0.31457	SLU	NonStatic	Min	-241.523	-9.135	0.000	0.0000
58	0.00000	SLE	NonStatic	Max	-173.741	-32.646	0.000	0.0000
58	0.15729	SLE	NonStatic	Max	-179.764	-19.836	0.000	0.0000
58	0.31457	SLE	NonStatic	Max	-185.787	-7.027	0.000	0.0000
58	0.00000	SLE	NonStatic	Min	-173.741	-32.646	0.000	0.0000
58	0.15729	SLE	NonStatic	Min	-179.764	-19.836	0.000	0.0000
58	0.31457	SLE	NonStatic	Min	-185.787	-7.027	0.000	0.0000
58	0.00000	SLV	NonStatic	Max	-1875.278	-177.734	0.000	0.0000
58	0.15729	SLV	NonStatic	Max	-1882.656	-162.043	0.000	0.0000
58	0.31457	SLV	NonStatic	Max	-1890.034	-146.351	0.000	0.0000

Table: Element Forces - Frames, Part 1 of 4

Frame	Station m	OutputCase	CaseType	StepType	P KN	V2 KN	V3 KN	T KN-m
58	0.00000	SLV	NonStatic	Min	-1875.278	-177.734	0.000	0.0000
58	0.15729	SLV	NonStatic	Min	-1882.656	-162.043	0.000	0.0000
58	0.31457	SLV	NonStatic	Min	-1890.034	-146.351	0.000	0.0000

Table: Element Forces - Frames, Part 2 of 4

Table: Element Forces - Frames, Part 2 of 4

Frame	Station m	OutputCase	StepType	M2 KN-m	M3 KN-m	S11Max KN/m2	PtS11Max	x2S11Max m
1	0.00000	SLU	Max	0.0000	0.0000	-43.33	0	0.000000
1	0.28396	SLU	Max	0.0000	-0.5132	-41.96	3	0.750000
1	0.00000	SLU	Min	0.0000	0.0000	-43.33	0	0.000000
1	0.28396	SLU	Min	0.0000	-0.5132	-41.96	3	0.750000
1	0.00000	SLE	Max	0.0000	7.276E-12	-33.33	1	-0.750000
1	0.28396	SLE	Max	0.0000	-0.3948	-32.28	3	0.750000
1	0.00000	SLE	Min	0.0000	7.276E-12	-33.33	1	-0.750000
1	0.28396	SLE	Min	0.0000	-0.3948	-32.28	3	0.750000
1	0.00000	SLV	Max	0.0000	5.821E-11	-1066.67	1	-0.750000
1	0.28396	SLV	Max	0.0000	-11.6055	-1035.72	3	0.750000
1	0.00000	SLV	Min	0.0000	5.821E-11	-1066.67	1	-0.750000
1	0.28396	SLV	Min	0.0000	-11.6055	-1035.72	3	0.750000
2	0.00000	SLU	Max	0.0000	-0.5132	-41.96	3	0.750000
2	0.28396	SLU	Max	0.0000	1.5705	-39.15	1	-0.750000
2	0.00000	SLU	Min	0.0000	-0.5132	-41.96	3	0.750000
2	0.28396	SLU	Min	0.0000	1.5705	-39.15	1	-0.750000
2	0.00000	SLE	Max	0.0000	-0.3948	-32.28	3	0.750000
2	0.28396	SLE	Max	0.0000	1.2081	-30.11	1	-0.750000
2	0.00000	SLE	Min	0.0000	-0.3948	-32.28	3	0.750000
2	0.28396	SLE	Min	0.0000	1.2081	-30.11	1	-0.750000
2	0.00000	SLV	Max	0.0000	-11.6055	-1035.72	3	0.750000
2	0.28396	SLV	Max	0.0000	-46.4221	-942.87	3	0.750000
2	0.00000	SLV	Min	0.0000	-11.6055	-1035.72	3	0.750000
2	0.28396	SLV	Min	0.0000	-46.4221	-942.87	3	0.750000
3	0.00000	SLU	Max	0.0000	1.5705	-39.15	1	-0.750000
3	0.28396	SLU	Max	0.0000	9.8764	-17.00	1	-0.750000
3	0.00000	SLU	Min	0.0000	1.5705	-39.15	1	-0.750000
3	0.28396	SLU	Min	0.0000	9.8764	-17.00	1	-0.750000
3	0.00000	SLE	Max	0.0000	1.2081	-30.11	1	-0.750000
3	0.28396	SLE	Max	0.0000	7.5973	-13.07	1	-0.750000
3	0.00000	SLE	Min	0.0000	1.2081	-30.11	1	-0.750000
3	0.28396	SLE	Min	0.0000	7.5973	-13.07	1	-0.750000
3	0.00000	SLV	Max	0.0000	-46.4221	-942.87	3	0.750000
3	0.28396	SLV	Max	0.0000	-104.4498	-788.13	3	0.750000
3	0.00000	SLV	Min	0.0000	-46.4221	-942.87	3	0.750000
3	0.28396	SLV	Min	0.0000	-104.4498	-788.13	3	0.750000
4	0.00000	SLU	Max	0.0000	9.8764	-17.00	1	-0.750000
4	0.28396	SLU	Max	0.0000	28.0336	31.42	1	-0.750000
4	0.00000	SLU	Min	0.0000	9.8764	-17.00	1	-0.750000
4	0.28396	SLU	Min	0.0000	28.0336	31.42	1	-0.750000
4	0.00000	SLE	Max	0.0000	7.5973	-13.07	1	-0.750000
4	0.28396	SLE	Max	0.0000	21.5643	24.17	1	-0.750000
4	0.00000	SLE	Min	0.0000	7.5973	-13.07	1	-0.750000
4	0.28396	SLE	Min	0.0000	21.5643	24.17	1	-0.750000
4	0.00000	SLV	Max	0.0000	-104.4498	-788.13	3	0.750000
4	0.28396	SLV	Max	0.0000	-185.6885	-571.50	3	0.750000
4	0.00000	SLV	Min	0.0000	-104.4498	-788.13	3	0.750000
4	0.28396	SLV	Min	0.0000	-185.6885	-571.50	3	0.750000
5	0.00000	SLU	Max	0.0000	28.0336	31.42	1	-0.750000

Table: Element Forces - Frames, Part 2 of 4

Frame	Station m	OutputCase	StepType	M2 KN-m	M3 KN-m	S11Max KN/m2	PtS11Max	x2S11Max m
5	0.28396	SLU	Max	0.0000	59.6769	115.81	1	-0.750000
5	0.00000	SLU	Min	0.0000	28.0336	31.42	1	-0.750000
5	0.28396	SLU	Min	0.0000	59.6769	115.81	1	-0.750000
5	0.00000	SLE	Max	0.0000	21.5643	24.17	1	-0.750000
5	0.28396	SLE	Max	0.0000	45.9053	89.08	1	-0.750000
5	0.00000	SLE	Min	0.0000	21.5643	24.17	1	-0.750000
5	0.28396	SLE	Min	0.0000	45.9053	89.08	1	-0.750000
5	0.00000	SLV	Max	0.0000	-185.6885	-571.50	3	0.750000
5	0.28396	SLV	Max	0.0000	-290.1383	-292.96	3	0.750000
5	0.00000	SLV	Min	0.0000	-185.6885	-571.50	3	0.750000
5	0.28396	SLV	Min	0.0000	-290.1383	-292.96	3	0.750000
6	0.00000	SLU	Max	0.0000	59.6769	115.81	1	-0.750000
6	0.28396	SLU	Max	0.0000	108.4474	245.86	1	-0.750000
6	0.00000	SLU	Min	0.0000	59.6769	115.81	1	-0.750000
6	0.28396	SLU	Min	0.0000	108.4474	245.86	1	-0.750000
6	0.00000	SLE	Max	0.0000	45.9053	89.08	1	-0.750000
6	0.28396	SLE	Max	0.0000	83.4211	189.12	1	-0.750000
6	0.00000	SLE	Min	0.0000	45.9053	89.08	1	-0.750000
6	0.28396	SLE	Min	0.0000	83.4211	189.12	1	-0.750000
6	0.00000	SLV	Max	0.0000	-290.1383	-292.96	3	0.750000
6	0.28396	SLV	Max	0.0000	-417.6765	47.14	3	0.750000
6	0.00000	SLV	Min	0.0000	-290.1383	-292.96	3	0.750000
6	0.28396	SLV	Min	0.0000	-417.6765	47.14	3	0.750000
7	0.00000	SLU	Max	0.0000	108.4474	797.60	1	-0.500000
7	0.15729	SLU	Max	0.0000	133.0982	929.63	1	-0.500000
7	0.31457	SLU	Max	0.0000	156.2863	1052.88	1	-0.500000
7	0.00000	SLU	Min	0.0000	108.4474	797.60	1	-0.500000
7	0.15729	SLU	Min	0.0000	133.0982	929.63	1	-0.500000
7	0.31457	SLU	Min	0.0000	156.2863	1052.88	1	-0.500000
7	0.00000	SLE	Max	0.0000	83.4211	613.54	1	-0.500000
7	0.15729	SLE	Max	0.0000	102.3832	715.10	1	-0.500000
7	0.31457	SLE	Max	0.0000	120.2202	809.91	1	-0.500000
7	0.00000	SLE	Min	0.0000	83.4211	613.54	1	-0.500000
7	0.15729	SLE	Min	0.0000	102.3832	715.10	1	-0.500000
7	0.31457	SLE	Min	0.0000	120.2202	809.91	1	-0.500000
7	0.00000	SLV	Max	0.0000	-417.6765	1298.86	3	0.500000
7	0.15729	SLV	Max	0.0000	-237.9282	205.41	3	0.500000
7	0.31457	SLV	Max	0.0000	-59.5582	-879.77	3	0.500000
7	0.00000	SLV	Min	0.0000	-417.6765	1298.86	3	0.500000
7	0.15729	SLV	Min	0.0000	-237.9282	205.41	3	0.500000
7	0.31457	SLV	Min	0.0000	-59.5582	-879.77	3	0.500000
8	0.00000	SLU	Max	0.0000	156.2863	1046.15	1	-0.500000
8	0.15729	SLU	Max	0.0000	178.8068	1165.84	1	-0.500000
8	0.31457	SLU	Max	0.0000	199.7508	1276.08	1	-0.500000
8	0.00000	SLU	Min	0.0000	156.2863	1046.15	1	-0.500000
8	0.15729	SLU	Min	0.0000	178.8068	1165.84	1	-0.500000
8	0.31457	SLU	Min	0.0000	199.7508	1276.08	1	-0.500000
8	0.00000	SLE	Max	0.0000	120.2202	804.73	1	-0.500000
8	0.15729	SLE	Max	0.0000	137.5437	896.80	1	-0.500000
8	0.31457	SLE	Max	0.0000	153.6544	981.60	1	-0.500000
8	0.00000	SLE	Min	0.0000	120.2202	804.73	1	-0.500000
8	0.15729	SLE	Min	0.0000	137.5437	896.80	1	-0.500000
8	0.31457	SLE	Min	0.0000	153.6544	981.60	1	-0.500000
8	0.00000	SLV	Max	0.0000	-59.5582	-930.69	3	0.500000
8	0.15729	SLV	Max	0.0000	108.1904	-653.44	1	-0.500000
8	0.31457	SLV	Max	0.0000	274.4534	329.60	1	-0.500000
8	0.00000	SLV	Min	0.0000	-59.5582	-930.69	3	0.500000
8	0.15729	SLV	Min	0.0000	108.1904	-653.44	1	-0.500000
8	0.31457	SLV	Min	0.0000	274.4534	329.60	1	-0.500000

Table: Element Forces - Frames, Part 2 of 4

Frame	Station m	OutputCase	StepType	M2 KN-m	M3 KN-m	S11Max KN/m2	PtS11Max	x2S11Max m
9	0.00000	SLU	Max	0.0000	199.7508	1270.00	1	-0.500000
9	0.15729	SLU	Max	0.0000	220.1665	1377.55	1	-0.500000
9	0.31457	SLU	Max	0.0000	238.8950	1474.97	1	-0.500000
9	0.00000	SLU	Min	0.0000	199.7508	1270.00	1	-0.500000
9	0.15729	SLU	Min	0.0000	220.1665	1377.55	1	-0.500000
9	0.31457	SLU	Min	0.0000	238.8950	1474.97	1	-0.500000
9	0.00000	SLE	Max	0.0000	153.6544	976.92	1	-0.500000
9	0.15729	SLE	Max	0.0000	169.3589	1059.65	1	-0.500000
9	0.31457	SLE	Max	0.0000	183.7654	1134.59	1	-0.500000
9	0.00000	SLE	Min	0.0000	153.6544	976.92	1	-0.500000
9	0.15729	SLE	Min	0.0000	169.3589	1059.65	1	-0.500000
9	0.31457	SLE	Min	0.0000	183.7654	1134.59	1	-0.500000
9	0.00000	SLV	Max	0.0000	274.4534	282.34	1	-0.500000
9	0.15729	SLV	Max	0.0000	429.4203	1198.05	1	-0.500000
9	0.31457	SLV	Max	0.0000	582.7973	2104.22	1	-0.500000
9	0.00000	SLV	Min	0.0000	274.4534	282.34	1	-0.500000
9	0.15729	SLV	Min	0.0000	429.4203	1198.05	1	-0.500000
9	0.31457	SLV	Min	0.0000	582.7973	2104.22	1	-0.500000
10	0.00000	SLU	Max	0.0000	238.8950	1469.51	1	-0.500000
10	0.15729	SLU	Max	0.0000	257.3208	1565.63	1	-0.500000
10	0.31457	SLU	Max	0.0000	273.9524	1650.98	1	-0.500000
10	0.00000	SLU	Min	0.0000	238.8950	1469.51	1	-0.500000
10	0.15729	SLU	Min	0.0000	257.3208	1565.63	1	-0.500000
10	0.31457	SLU	Min	0.0000	273.9524	1650.98	1	-0.500000
10	0.00000	SLE	Max	0.0000	183.7654	1130.39	1	-0.500000
10	0.15729	SLE	Max	0.0000	197.9391	1204.33	1	-0.500000
10	0.31457	SLE	Max	0.0000	210.7326	1269.98	1	-0.500000
10	0.00000	SLE	Min	0.0000	183.7654	1130.39	1	-0.500000
10	0.15729	SLE	Min	0.0000	197.9391	1204.33	1	-0.500000
10	0.31457	SLE	Min	0.0000	210.7326	1269.98	1	-0.500000
10	0.00000	SLV	Max	0.0000	582.7973	2060.85	1	-0.500000
10	0.15729	SLV	Max	0.0000	724.2409	2895.91	1	-0.500000
10	0.31457	SLV	Max	0.0000	863.9938	3720.82	1	-0.500000
10	0.00000	SLV	Min	0.0000	582.7973	2060.85	1	-0.500000
10	0.15729	SLV	Min	0.0000	724.2409	2895.91	1	-0.500000
10	0.31457	SLV	Min	0.0000	863.9938	3720.82	1	-0.500000
11	0.00000	SLU	Max	0.0000	273.9524	1646.10	1	-0.500000
11	0.15729	SLU	Max	0.0000	290.5096	1731.55	1	-0.500000
11	0.31457	SLU	Max	0.0000	305.1695	1805.61	1	-0.500000
11	0.00000	SLU	Min	0.0000	273.9524	1646.10	1	-0.500000
11	0.15729	SLU	Min	0.0000	290.5096	1731.55	1	-0.500000
11	0.31457	SLU	Min	0.0000	305.1695	1805.61	1	-0.500000
11	0.00000	SLE	Max	0.0000	210.7326	1266.23	1	-0.500000
11	0.15729	SLE	Max	0.0000	223.4689	1331.96	1	-0.500000
11	0.31457	SLE	Max	0.0000	234.7457	1388.93	1	-0.500000
11	0.00000	SLE	Min	0.0000	210.7326	1266.23	1	-0.500000
11	0.15729	SLE	Min	0.0000	223.4689	1331.96	1	-0.500000
11	0.31457	SLE	Min	0.0000	234.7457	1388.93	1	-0.500000
11	0.00000	SLV	Max	0.0000	863.9938	3681.54	1	-0.500000
11	0.15729	SLV	Max	0.0000	991.2155	4431.77	1	-0.500000
11	0.31457	SLV	Max	0.0000	1116.6493	5171.28	1	-0.500000
11	0.00000	SLV	Min	0.0000	863.9938	3681.54	1	-0.500000
11	0.15729	SLV	Min	0.0000	991.2155	4431.77	1	-0.500000
11	0.31457	SLV	Min	0.0000	1116.6493	5171.28	1	-0.500000
12	0.00000	SLU	Max	0.0000	305.1695	1801.29	1	-0.500000
12	0.15729	SLU	Max	0.0000	319.9838	1876.85	1	-0.500000
12	0.31457	SLU	Max	0.0000	332.8017	1940.44	1	-0.500000
12	0.00000	SLU	Min	0.0000	305.1695	1801.29	1	-0.500000
12	0.15729	SLU	Min	0.0000	319.9838	1876.85	1	-0.500000

Table: Element Forces - Frames, Part 2 of 4

Frame	Station m	OutputCase	StepType	M2 KN-m	M3 KN-m	S11Max KN/m2	PtS11Max	x2S11Max m
12	0.31457	SLU	Min	0.0000	332.8017	1940.44	1	-0.500000
12	0.00000	SLE	Max	0.0000	234.7457	1385.61	1	-0.500000
12	0.15729	SLE	Max	0.0000	246.1414	1443.73	1	-0.500000
12	0.31457	SLE	Max	0.0000	256.0013	1492.64	1	-0.500000
12	0.00000	SLE	Min	0.0000	234.7457	1385.61	1	-0.500000
12	0.15729	SLE	Min	0.0000	246.1414	1443.73	1	-0.500000
12	0.31457	SLE	Min	0.0000	256.0013	1492.64	1	-0.500000
12	0.00000	SLV	Max	0.0000	1116.6493	5136.30	1	-0.500000
12	0.15729	SLV	Max	0.0000	1228.9958	5797.82	1	-0.500000
12	0.31457	SLV	Max	0.0000	1339.4611	6448.06	1	-0.500000
12	0.00000	SLV	Min	0.0000	1116.6493	5136.30	1	-0.500000
12	0.15729	SLV	Min	0.0000	1228.9958	5797.82	1	-0.500000
12	0.31457	SLV	Min	0.0000	1339.4611	6448.06	1	-0.500000
13	0.00000	SLU	Max	0.0000	332.8017	1936.62	1	-0.500000
13	0.15729	SLU	Max	0.0000	346.0014	2003.09	1	-0.500000
13	0.31457	SLU	Max	0.0000	357.1099	2057.02	1	-0.500000
13	0.00000	SLU	Min	0.0000	332.8017	1936.62	1	-0.500000
13	0.15729	SLU	Min	0.0000	346.0014	2003.09	1	-0.500000
13	0.31457	SLU	Min	0.0000	357.1099	2057.02	1	-0.500000
13	0.00000	SLE	Max	0.0000	256.0013	1489.71	1	-0.500000
13	0.15729	SLE	Max	0.0000	266.1549	1540.84	1	-0.500000
13	0.31457	SLE	Max	0.0000	274.7000	1582.33	1	-0.500000
13	0.00000	SLE	Min	0.0000	256.0013	1489.71	1	-0.500000
13	0.15729	SLE	Min	0.0000	266.1549	1540.84	1	-0.500000
13	0.31457	SLE	Min	0.0000	274.7000	1582.33	1	-0.500000
13	0.00000	SLV	Max	0.0000	1339.4611	6417.56	1	-0.500000
13	0.15729	SLV	Max	0.0000	1436.5212	6987.93	1	-0.500000
13	0.31457	SLV	Max	0.0000	1531.6108	7546.48	1	-0.500000
13	0.00000	SLV	Min	0.0000	1339.4611	6417.56	1	-0.500000
13	0.15729	SLV	Min	0.0000	1436.5212	6987.93	1	-0.500000
13	0.31457	SLV	Min	0.0000	1531.6108	7546.48	1	-0.500000
14	0.00000	SLU	Max	0.0000	357.1099	2053.68	1	-0.500000
14	0.15729	SLU	Max	0.0000	368.8240	2111.87	1	-0.500000
14	0.31457	SLU	Max	0.0000	378.3566	2156.97	1	-0.500000
14	0.00000	SLU	Min	0.0000	357.1099	2053.68	1	-0.500000
14	0.15729	SLU	Min	0.0000	368.8240	2111.87	1	-0.500000
14	0.31457	SLU	Min	0.0000	378.3566	2156.97	1	-0.500000
14	0.00000	SLE	Max	0.0000	274.7000	1579.75	1	-0.500000
14	0.15729	SLE	Max	0.0000	283.7107	1624.51	1	-0.500000
14	0.31457	SLE	Max	0.0000	291.0435	1659.21	1	-0.500000
14	0.00000	SLE	Min	0.0000	274.7000	1579.75	1	-0.500000
14	0.15729	SLE	Min	0.0000	283.7107	1624.51	1	-0.500000
14	0.31457	SLE	Min	0.0000	291.0435	1659.21	1	-0.500000
14	0.00000	SLV	Max	0.0000	1531.6108	7520.29	1	-0.500000
14	0.15729	SLV	Max	0.0000	1614.7427	8007.69	1	-0.500000
14	0.31457	SLV	Max	0.0000	1695.8190	8482.75	1	-0.500000
14	0.00000	SLV	Min	0.0000	1531.6108	7520.29	1	-0.500000
14	0.15729	SLV	Min	0.0000	1614.7427	8007.69	1	-0.500000
14	0.31457	SLV	Min	0.0000	1695.8190	8482.75	1	-0.500000
15	0.00000	SLU	Max	0.0000	378.3566	2154.05	1	-0.500000
15	0.15729	SLU	Max	0.0000	388.7131	2204.75	1	-0.500000
15	0.31457	SLU	Max	0.0000	396.8026	2241.85	1	-0.500000
15	0.00000	SLU	Min	0.0000	378.3566	2154.05	1	-0.500000
15	0.15729	SLU	Min	0.0000	388.7131	2204.75	1	-0.500000
15	0.31457	SLU	Min	0.0000	396.8026	2241.85	1	-0.500000
15	0.00000	SLE	Max	0.0000	291.0435	1656.96	1	-0.500000
15	0.15729	SLE	Max	0.0000	299.0101	1695.96	1	-0.500000
15	0.31457	SLE	Max	0.0000	305.2328	1724.50	1	-0.500000
15	0.00000	SLE	Min	0.0000	291.0435	1656.96	1	-0.500000

Table: Element Forces - Frames, Part 2 of 4

Frame	Station m	OutputCase	StepType	M2 KN-m	M3 KN-m	S11Max KN/m2	PtS11Max	x2S11Max m
15	0.15729	SLE	Min	0.0000	299.0101	1695.96	1	-0.500000
15	0.31457	SLE	Min	0.0000	305.2328	1724.50	1	-0.500000
15	0.00000	SLV	Max	0.0000	1695.8190	8460.47	1	-0.500000
15	0.15729	SLV	Max	0.0000	1766.3955	8873.15	1	-0.500000
15	0.31457	SLV	Max	0.0000	1834.8358	9273.01	1	-0.500000
15	0.00000	SLV	Min	0.0000	1695.8190	8460.47	1	-0.500000
15	0.15729	SLV	Min	0.0000	1766.3955	8873.15	1	-0.500000
15	0.31457	SLV	Min	0.0000	1834.8358	9273.01	1	-0.500000
16	0.00000	SLU	Max	0.0000	396.8026	2239.33	1	-0.500000
16	0.15729	SLU	Max	0.0000	405.9275	2283.32	1	-0.500000
16	0.31457	SLU	Max	0.0000	412.7045	2313.22	1	-0.500000
16	0.00000	SLU	Min	0.0000	396.8026	2239.33	1	-0.500000
16	0.15729	SLU	Min	0.0000	405.9275	2283.32	1	-0.500000
16	0.31457	SLU	Min	0.0000	412.7045	2313.22	1	-0.500000
16	0.00000	SLE	Max	0.0000	305.2328	1722.56	1	-0.500000
16	0.15729	SLE	Max	0.0000	312.2519	1756.40	1	-0.500000
16	0.31457	SLE	Max	0.0000	317.4650	1779.40	1	-0.500000
16	0.00000	SLE	Min	0.0000	305.2328	1722.56	1	-0.500000
16	0.15729	SLE	Min	0.0000	312.2519	1756.40	1	-0.500000
16	0.31457	SLE	Min	0.0000	317.4650	1779.40	1	-0.500000
16	0.00000	SLV	Max	0.0000	1834.8358	9254.24	1	-0.500000
16	0.15729	SLV	Max	0.0000	1894.1931	9600.24	1	-0.500000
16	0.31457	SLV	Max	0.0000	1951.3380	9932.97	1	-0.500000
16	0.00000	SLV	Min	0.0000	1834.8358	9254.24	1	-0.500000
16	0.15729	SLV	Min	0.0000	1894.1931	9600.24	1	-0.500000
16	0.31457	SLV	Min	0.0000	1951.3380	9932.97	1	-0.500000
17	0.00000	SLU	Max	0.0000	412.7045	2311.05	1	-0.500000
17	0.15729	SLU	Max	0.0000	420.7198	2349.08	1	-0.500000
17	0.31457	SLU	Max	0.0000	426.3115	2372.58	1	-0.500000
17	0.00000	SLU	Min	0.0000	412.7045	2311.05	1	-0.500000
17	0.15729	SLU	Min	0.0000	420.7198	2349.08	1	-0.500000
17	0.31457	SLU	Min	0.0000	426.3115	2372.58	1	-0.500000
17	0.00000	SLE	Max	0.0000	317.4650	1777.73	1	-0.500000
17	0.15729	SLE	Max	0.0000	323.6306	1806.99	1	-0.500000
17	0.31457	SLE	Max	0.0000	327.9319	1825.06	1	-0.500000
17	0.00000	SLE	Min	0.0000	317.4650	1777.73	1	-0.500000
17	0.15729	SLE	Min	0.0000	323.6306	1806.99	1	-0.500000
17	0.31457	SLE	Min	0.0000	327.9319	1825.06	1	-0.500000
17	0.00000	SLV	Max	0.0000	1951.3380	9917.32	1	-0.500000
17	0.15729	SLV	Max	0.0000	2000.7635	10204.40	1	-0.500000
17	0.31457	SLV	Max	0.0000	2047.9052	10477.77	1	-0.500000
17	0.00000	SLV	Min	0.0000	1951.3380	9917.32	1	-0.500000
17	0.15729	SLV	Min	0.0000	2000.7635	10204.40	1	-0.500000
17	0.31457	SLV	Min	0.0000	2047.9052	10477.77	1	-0.500000
18	0.00000	SLU	Max	0.0000	426.3115	2370.73	1	-0.500000
18	0.15729	SLU	Max	0.0000	433.3346	2403.53	1	-0.500000
18	0.31457	SLU	Max	0.0000	437.8635	2421.37	1	-0.500000
18	0.00000	SLU	Min	0.0000	426.3115	2370.73	1	-0.500000
18	0.15729	SLU	Min	0.0000	433.3346	2403.53	1	-0.500000
18	0.31457	SLU	Min	0.0000	437.8635	2421.37	1	-0.500000
18	0.00000	SLE	Max	0.0000	327.9319	1823.64	1	-0.500000
18	0.15729	SLE	Max	0.0000	333.3343	1848.87	1	-0.500000
18	0.31457	SLE	Max	0.0000	336.8181	1862.59	1	-0.500000
18	0.00000	SLE	Min	0.0000	327.9319	1823.64	1	-0.500000
18	0.15729	SLE	Min	0.0000	333.3343	1848.87	1	-0.500000
18	0.31457	SLE	Min	0.0000	336.8181	1862.59	1	-0.500000
18	0.00000	SLV	Max	0.0000	2047.9052	10464.87	1	-0.500000
18	0.15729	SLV	Max	0.0000	2088.6276	10700.41	1	-0.500000
18	0.31457	SLV	Max	0.0000	2126.9997	10921.85	1	-0.500000

Table: Element Forces - Frames, Part 2 of 4

Frame	Station m	OutputCase	StepType	M2 KN-m	M3 KN-m	S11Max KN/m2	PtS11Max	x2S11Max m
18	0.00000	SLV	Min	0.0000	2047.9052	10464.87	1	-0.500000
18	0.15729	SLV	Min	0.0000	2088.6276	10700.41	1	-0.500000
18	0.31457	SLV	Min	0.0000	2126.9997	10921.85	1	-0.500000
19	0.00000	SLU	Max	0.0000	437.8635	2419.81	1	-0.500000
19	0.15729	SLU	Max	0.0000	444.0057	2448.07	1	-0.500000
19	0.31457	SLU	Max	0.0000	447.5884	2460.98	1	-0.500000
19	0.00000	SLU	Min	0.0000	437.8635	2419.81	1	-0.500000
19	0.15729	SLU	Min	0.0000	444.0057	2448.07	1	-0.500000
19	0.31457	SLU	Min	0.0000	447.5884	2460.98	1	-0.500000
19	0.00000	SLE	Max	0.0000	336.8181	1861.39	1	-0.500000
19	0.15729	SLE	Max	0.0000	341.5428	1883.13	1	-0.500000
19	0.31457	SLE	Max	0.0000	344.2988	1893.06	1	-0.500000
19	0.00000	SLE	Min	0.0000	336.8181	1861.39	1	-0.500000
19	0.15729	SLE	Min	0.0000	341.5428	1883.13	1	-0.500000
19	0.31457	SLE	Min	0.0000	344.2988	1893.06	1	-0.500000
19	0.00000	SLV	Max	0.0000	2126.9997	10911.35	1	-0.500000
19	0.15729	SLV	Max	0.0000	2160.1794	11102.33	1	-0.500000
19	0.31457	SLV	Max	0.0000	2190.9474	11278.84	1	-0.500000
19	0.00000	SLV	Min	0.0000	2126.9997	10911.35	1	-0.500000
19	0.15729	SLV	Min	0.0000	2160.1794	11102.33	1	-0.500000
19	0.31457	SLV	Min	0.0000	2190.9474	11278.84	1	-0.500000
20	0.00000	SLU	Max	0.0000	463.5542	2521.04	1	-0.500000
20	0.12642	SLU	Max	0.0000	466.5870	2534.27	1	-0.500000
20	0.25284	SLU	Max	0.0000	467.8587	2536.93	1	-0.500000
20	0.00000	SLU	Min	0.0000	463.5542	2521.04	1	-0.500000
20	0.12642	SLU	Min	0.0000	466.5870	2534.27	1	-0.500000
20	0.25284	SLU	Min	0.0000	467.8587	2536.93	1	-0.500000
20	0.00000	SLE	Max	0.0000	356.5801	1939.26	1	-0.500000
20	0.12642	SLE	Max	0.0000	358.9131	1949.44	1	-0.500000
20	0.25284	SLE	Max	0.0000	359.8913	1951.49	1	-0.500000
20	0.00000	SLE	Min	0.0000	356.5801	1939.26	1	-0.500000
20	0.12642	SLE	Min	0.0000	358.9131	1949.44	1	-0.500000
20	0.25284	SLE	Min	0.0000	359.8913	1951.49	1	-0.500000
20	0.00000	SLV	Max	0.0000	2288.5456	11813.07	1	-0.500000
20	0.12642	SLV	Max	0.0000	2301.4704	11885.94	1	-0.500000
20	0.25284	SLV	Max	0.0000	2312.7355	11948.85	1	-0.500000
20	0.00000	SLV	Min	0.0000	2288.5456	11813.07	1	-0.500000
20	0.12642	SLV	Min	0.0000	2301.4704	11885.94	1	-0.500000
20	0.25284	SLV	Min	0.0000	2312.7355	11948.85	1	-0.500000
21	0.00000	SLU	Max	0.0000	467.8587	2536.31	1	-0.500000
21	0.15729	SLU	Max	0.0000	471.4389	2552.34	1	-0.500000
21	0.31457	SLU	Max	0.0000	472.2548	2551.78	1	-0.500000
21	0.00000	SLU	Min	0.0000	467.8587	2536.31	1	-0.500000
21	0.15729	SLU	Min	0.0000	471.4389	2552.34	1	-0.500000
21	0.31457	SLU	Min	0.0000	472.2548	2551.78	1	-0.500000
21	0.00000	SLE	Max	0.0000	359.8913	1951.01	1	-0.500000
21	0.15729	SLE	Max	0.0000	362.6453	1963.34	1	-0.500000
21	0.31457	SLE	Max	0.0000	363.2729	1962.91	1	-0.500000
21	0.00000	SLE	Min	0.0000	359.8913	1951.01	1	-0.500000
21	0.15729	SLE	Min	0.0000	362.6453	1963.34	1	-0.500000
21	0.31457	SLE	Min	0.0000	363.2729	1962.91	1	-0.500000
21	0.00000	SLV	Max	0.0000	2312.7355	11945.45	1	-0.500000
21	0.15729	SLV	Max	0.0000	2325.7182	12018.20	1	-0.500000
21	0.31457	SLV	Max	0.0000	2336.0959	12075.34	1	-0.500000
21	0.00000	SLV	Min	0.0000	2312.7355	11945.45	1	-0.500000
21	0.15729	SLV	Min	0.0000	2325.7182	12018.20	1	-0.500000
21	0.31457	SLV	Min	0.0000	2336.0959	12075.34	1	-0.500000
22	0.00000	SLU	Max	0.0000	472.2548	2551.21	1	-0.500000
22	0.15729	SLU	Max	0.0000	475.3907	2565.39	1	-0.500000

Table: Element Forces - Frames, Part 2 of 4

Frame	Station m	OutputCase	StepType	M2 KN-m	M3 KN-m	S11Max KN/m2	PtS11Max	x2S11Max m
22	0.31457	SLU	Max	0.0000	475.7255	2562.77	1	-0.500000
22	0.00000	SLU	Min	0.0000	472.2548	2551.21	1	-0.500000
22	0.15729	SLU	Min	0.0000	475.3907	2565.39	1	-0.500000
22	0.31457	SLU	Min	0.0000	475.7255	2562.77	1	-0.500000
22	0.00000	SLE	Max	0.0000	363.2729	1962.47	1	-0.500000
22	0.15729	SLE	Max	0.0000	365.6851	1973.38	1	-0.500000
22	0.31457	SLE	Max	0.0000	365.9427	1971.36	1	-0.500000
22	0.00000	SLE	Min	0.0000	363.2729	1962.47	1	-0.500000
22	0.15729	SLE	Min	0.0000	365.6851	1973.38	1	-0.500000
22	0.31457	SLE	Min	0.0000	365.9427	1971.36	1	-0.500000
22	0.00000	SLV	Max	0.0000	2336.0959	12072.36	1	-0.500000
22	0.15729	SLV	Max	0.0000	2346.0616	12127.79	1	-0.500000
22	0.31457	SLV	Max	0.0000	2353.3879	12167.38	1	-0.500000
22	0.00000	SLV	Min	0.0000	2336.0959	12072.36	1	-0.500000
22	0.15729	SLV	Min	0.0000	2346.0616	12127.79	1	-0.500000
22	0.31457	SLV	Min	0.0000	2353.3879	12167.38	1	-0.500000
23	0.00000	SLU	Max	0.0000	475.7255	2562.32	1	-0.500000
23	0.15729	SLU	Max	0.0000	478.4757	2575.01	1	-0.500000
23	0.31457	SLU	Max	0.0000	478.3942	2570.72	1	-0.500000
23	0.00000	SLU	Min	0.0000	475.7255	2562.32	1	-0.500000
23	0.15729	SLU	Min	0.0000	478.4757	2575.01	1	-0.500000
23	0.31457	SLU	Min	0.0000	478.3942	2570.72	1	-0.500000
23	0.00000	SLE	Max	0.0000	365.9427	1971.01	1	-0.500000
23	0.15729	SLE	Max	0.0000	368.0583	1980.78	1	-0.500000
23	0.31457	SLE	Max	0.0000	367.9956	1977.48	1	-0.500000
23	0.00000	SLE	Min	0.0000	365.9427	1971.01	1	-0.500000
23	0.15729	SLE	Min	0.0000	368.0583	1980.78	1	-0.500000
23	0.31457	SLE	Min	0.0000	367.9956	1977.48	1	-0.500000
23	0.00000	SLV	Max	0.0000	2353.3879	12165.20	1	-0.500000
23	0.15729	SLV	Max	0.0000	2360.9478	12206.98	1	-0.500000
23	0.31457	SLV	Max	0.0000	2365.8393	12232.74	1	-0.500000
23	0.00000	SLV	Min	0.0000	2353.3879	12165.20	1	-0.500000
23	0.15729	SLV	Min	0.0000	2360.9478	12206.98	1	-0.500000
23	0.31457	SLV	Min	0.0000	2365.8393	12232.74	1	-0.500000
24	0.00000	SLU	Max	0.0000	478.3942	2570.38	1	-0.500000
24	0.15729	SLU	Max	0.0000	480.8068	2581.89	1	-0.500000
24	0.31457	SLU	Max	0.0000	480.3629	2576.26	1	-0.500000
24	0.00000	SLU	Min	0.0000	478.3942	2570.38	1	-0.500000
24	0.15729	SLU	Min	0.0000	480.8068	2581.89	1	-0.500000
24	0.31457	SLU	Min	0.0000	480.3629	2576.26	1	-0.500000
24	0.00000	SLE	Max	0.0000	367.9956	1977.22	1	-0.500000
24	0.15729	SLE	Max	0.0000	369.8514	1986.07	1	-0.500000
24	0.31457	SLE	Max	0.0000	369.5099	1981.74	1	-0.500000
24	0.00000	SLE	Min	0.0000	367.9956	1977.22	1	-0.500000
24	0.15729	SLE	Min	0.0000	369.8514	1986.07	1	-0.500000
24	0.31457	SLE	Min	0.0000	369.5099	1981.74	1	-0.500000
24	0.00000	SLV	Max	0.0000	2365.8393	12231.20	1	-0.500000
24	0.15729	SLV	Max	0.0000	2371.4971	12262.35	1	-0.500000
24	0.31457	SLV	Max	0.0000	2374.4633	12277.35	1	-0.500000
24	0.00000	SLV	Min	0.0000	2365.8393	12231.20	1	-0.500000
24	0.15729	SLV	Min	0.0000	2371.4971	12262.35	1	-0.500000
24	0.31457	SLV	Min	0.0000	2374.4633	12277.35	1	-0.500000
25	0.00000	SLU	Max	0.0000	480.3629	2576.02	1	-0.500000
25	0.15729	SLU	Max	0.0000	482.4747	2586.57	1	-0.500000
25	0.31457	SLU	Max	0.0000	481.7116	2579.86	1	-0.500000
25	0.00000	SLU	Min	0.0000	480.3629	2576.02	1	-0.500000
25	0.15729	SLU	Min	0.0000	482.4747	2586.57	1	-0.500000
25	0.31457	SLU	Min	0.0000	481.7116	2579.86	1	-0.500000
25	0.00000	SLE	Max	0.0000	369.5099	1981.55	1	-0.500000

Table: Element Forces - Frames, Part 2 of 4

Frame	Station m	OutputCase	StepType	M2 KN-m	M3 KN-m	S11Max KN/m2	PtS11Max	x2S11Max m
25	0.15729	SLE	Max	0.0000	371.1344	1989.67	1	-0.500000
25	0.31457	SLE	Max	0.0000	370.5474	1984.51	1	-0.500000
25	0.00000	SLE	Min	0.0000	369.5099	1981.55	1	-0.500000
25	0.15729	SLE	Min	0.0000	371.1344	1989.67	1	-0.500000
25	0.31457	SLE	Min	0.0000	370.5474	1984.51	1	-0.500000
25	0.00000	SLV	Max	0.0000	2374.4633	12276.32	1	-0.500000
25	0.15729	SLV	Max	0.0000	2378.6128	12299.21	1	-0.500000
25	0.31457	SLV	Max	0.0000	2380.0532	12305.85	1	-0.500000
25	0.00000	SLV	Min	0.0000	2374.4633	12276.32	1	-0.500000
25	0.15729	SLV	Min	0.0000	2378.6128	12299.21	1	-0.500000
25	0.31457	SLV	Min	0.0000	2380.0532	12305.85	1	-0.500000
26	0.00000	SLU	Max	0.0000	481.7116	2579.71	1	-0.500000
26	0.15729	SLU	Max	0.0000	483.5483	2589.45	1	-0.500000
26	0.31457	SLU	Max	0.0000	482.4977	2581.87	1	-0.500000
26	0.00000	SLU	Min	0.0000	481.7116	2579.71	1	-0.500000
26	0.15729	SLU	Min	0.0000	483.5483	2589.45	1	-0.500000
26	0.31457	SLU	Min	0.0000	482.4977	2581.87	1	-0.500000
26	0.00000	SLE	Max	0.0000	370.5474	1984.39	1	-0.500000
26	0.15729	SLE	Max	0.0000	371.9602	1991.89	1	-0.500000
26	0.31457	SLE	Max	0.0000	371.1521	1986.05	1	-0.500000
26	0.00000	SLE	Min	0.0000	370.5474	1984.39	1	-0.500000
26	0.15729	SLE	Min	0.0000	371.9602	1991.89	1	-0.500000
26	0.31457	SLE	Min	0.0000	371.1521	1986.05	1	-0.500000
26	0.00000	SLV	Max	0.0000	2380.0532	12305.22	1	-0.500000
26	0.15729	SLV	Max	0.0000	2382.9762	12321.55	1	-0.500000
26	0.31457	SLV	Max	0.0000	2383.1786	12321.56	1	-0.500000
26	0.00000	SLV	Min	0.0000	2380.0532	12305.22	1	-0.500000
26	0.15729	SLV	Min	0.0000	2382.9762	12321.55	1	-0.500000
26	0.31457	SLV	Min	0.0000	2383.1786	12321.56	1	-0.500000
27	0.00000	SLU	Max	0.0000	482.4977	2581.79	1	-0.500000
27	0.15729	SLU	Max	0.0000	484.0735	2590.82	1	-0.500000
27	0.31457	SLU	Max	0.0000	482.7559	2582.49	1	-0.500000
27	0.00000	SLU	Min	0.0000	482.4977	2581.79	1	-0.500000
27	0.15729	SLU	Min	0.0000	484.0735	2590.82	1	-0.500000
27	0.31457	SLU	Min	0.0000	482.7559	2582.49	1	-0.500000
27	0.00000	SLE	Max	0.0000	371.1521	1986.00	1	-0.500000
27	0.15729	SLE	Max	0.0000	372.3642	1992.94	1	-0.500000
27	0.31457	SLE	Max	0.0000	371.3507	1986.53	1	-0.500000
27	0.00000	SLE	Min	0.0000	371.1521	1986.00	1	-0.500000
27	0.15729	SLE	Min	0.0000	372.3642	1992.94	1	-0.500000
27	0.31457	SLE	Min	0.0000	371.3507	1986.53	1	-0.500000
27	0.00000	SLV	Max	0.0000	2383.1786	12321.26	1	-0.500000
27	0.15729	SLV	Max	0.0000	2385.0437	12332.05	1	-0.500000
27	0.31457	SLV	Max	0.0000	2384.1822	12326.48	1	-0.500000
27	0.00000	SLV	Min	0.0000	2383.1786	12321.26	1	-0.500000
27	0.15729	SLV	Min	0.0000	2385.0437	12332.05	1	-0.500000
27	0.31457	SLV	Min	0.0000	2384.1822	12326.48	1	-0.500000
28	0.00000	SLU	Max	0.0000	108.4474	797.60	1	-0.500000
28	0.15729	SLU	Max	0.0000	133.0982	929.63	1	-0.500000
28	0.31457	SLU	Max	0.0000	156.2863	1052.88	1	-0.500000
28	0.00000	SLU	Min	0.0000	108.4474	797.60	1	-0.500000
28	0.15729	SLU	Min	0.0000	133.0982	929.63	1	-0.500000
28	0.31457	SLU	Min	0.0000	156.2863	1052.88	1	-0.500000
28	0.00000	SLE	Max	0.0000	83.4211	613.54	1	-0.500000
28	0.15729	SLE	Max	0.0000	102.3832	715.10	1	-0.500000
28	0.31457	SLE	Max	0.0000	120.2202	809.91	1	-0.500000
28	0.00000	SLE	Min	0.0000	83.4211	613.54	1	-0.500000
28	0.15729	SLE	Min	0.0000	102.3832	715.10	1	-0.500000
28	0.31457	SLE	Min	0.0000	120.2202	809.91	1	-0.500000

Table: Element Forces - Frames, Part 2 of 4

Frame	Station m	OutputCase	StepType	M2 KN-m	M3 KN-m	S11Max KN/m2	PtS11Max	x2S11Max m
28	0.00000	SLV	Max	0.0000	-417.6765	1298.86	3	0.500000
28	0.15729	SLV	Max	0.0000	-237.9282	205.41	3	0.500000
28	0.31457	SLV	Max	0.0000	-59.5582	-879.77	3	0.500000
28	0.00000	SLV	Min	0.0000	-417.6765	1298.86	3	0.500000
28	0.15729	SLV	Min	0.0000	-237.9282	205.41	3	0.500000
28	0.31457	SLV	Min	0.0000	-59.5582	-879.77	3	0.500000
29	0.00000	SLU	Max	0.0000	156.2863	1046.15	1	-0.500000
29	0.15729	SLU	Max	0.0000	178.8068	1165.84	1	-0.500000
29	0.31457	SLU	Max	0.0000	199.7508	1276.08	1	-0.500000
29	0.00000	SLU	Min	0.0000	156.2863	1046.15	1	-0.500000
29	0.15729	SLU	Min	0.0000	178.8068	1165.84	1	-0.500000
29	0.31457	SLU	Min	0.0000	199.7508	1276.08	1	-0.500000
29	0.00000	SLE	Max	0.0000	120.2202	804.73	1	-0.500000
29	0.15729	SLE	Max	0.0000	137.5437	896.80	1	-0.500000
29	0.31457	SLE	Max	0.0000	153.6544	981.60	1	-0.500000
29	0.00000	SLE	Min	0.0000	120.2202	804.73	1	-0.500000
29	0.15729	SLE	Min	0.0000	137.5437	896.80	1	-0.500000
29	0.31457	SLE	Min	0.0000	153.6544	981.60	1	-0.500000
29	0.00000	SLV	Max	0.0000	-59.5582	-930.69	3	0.500000
29	0.15729	SLV	Max	0.0000	108.1904	-653.44	1	-0.500000
29	0.31457	SLV	Max	0.0000	274.4534	329.60	1	-0.500000
29	0.00000	SLV	Min	0.0000	-59.5582	-930.69	3	0.500000
29	0.15729	SLV	Min	0.0000	108.1904	-653.44	1	-0.500000
29	0.31457	SLV	Min	0.0000	274.4534	329.60	1	-0.500000
30	0.00000	SLU	Max	0.0000	199.7508	1270.00	1	-0.500000
30	0.15729	SLU	Max	0.0000	220.1665	1377.55	1	-0.500000
30	0.31457	SLU	Max	0.0000	238.8950	1474.97	1	-0.500000
30	0.00000	SLU	Min	0.0000	199.7508	1270.00	1	-0.500000
30	0.15729	SLU	Min	0.0000	220.1665	1377.55	1	-0.500000
30	0.31457	SLU	Min	0.0000	238.8950	1474.97	1	-0.500000
30	0.00000	SLE	Max	0.0000	153.6544	976.92	1	-0.500000
30	0.15729	SLE	Max	0.0000	169.3589	1059.65	1	-0.500000
30	0.31457	SLE	Max	0.0000	183.7654	1134.59	1	-0.500000
30	0.00000	SLE	Min	0.0000	153.6544	976.92	1	-0.500000
30	0.15729	SLE	Min	0.0000	169.3589	1059.65	1	-0.500000
30	0.31457	SLE	Min	0.0000	183.7654	1134.59	1	-0.500000
30	0.00000	SLV	Max	0.0000	274.4534	282.34	1	-0.500000
30	0.15729	SLV	Max	0.0000	429.4203	1198.05	1	-0.500000
30	0.31457	SLV	Max	0.0000	582.7973	2104.22	1	-0.500000
30	0.00000	SLV	Min	0.0000	274.4534	282.34	1	-0.500000
30	0.15729	SLV	Min	0.0000	429.4203	1198.05	1	-0.500000
30	0.31457	SLV	Min	0.0000	582.7973	2104.22	1	-0.500000
31	0.00000	SLU	Max	0.0000	238.8950	1469.51	1	-0.500000
31	0.15729	SLU	Max	0.0000	257.3208	1565.63	1	-0.500000
31	0.31457	SLU	Max	0.0000	273.9524	1650.98	1	-0.500000
31	0.00000	SLU	Min	0.0000	238.8950	1469.51	1	-0.500000
31	0.15729	SLU	Min	0.0000	257.3208	1565.63	1	-0.500000
31	0.31457	SLU	Min	0.0000	273.9524	1650.98	1	-0.500000
31	0.00000	SLE	Max	0.0000	183.7654	1130.39	1	-0.500000
31	0.15729	SLE	Max	0.0000	197.9391	1204.33	1	-0.500000
31	0.31457	SLE	Max	0.0000	210.7326	1269.98	1	-0.500000
31	0.00000	SLE	Min	0.0000	183.7654	1130.39	1	-0.500000
31	0.15729	SLE	Min	0.0000	197.9391	1204.33	1	-0.500000
31	0.31457	SLE	Min	0.0000	210.7326	1269.98	1	-0.500000
31	0.00000	SLV	Max	0.0000	582.7973	2060.85	1	-0.500000
31	0.15729	SLV	Max	0.0000	724.2409	2895.91	1	-0.500000
31	0.31457	SLV	Max	0.0000	863.9938	3720.82	1	-0.500000
31	0.00000	SLV	Min	0.0000	582.7973	2060.85	1	-0.500000
31	0.15729	SLV	Min	0.0000	724.2409	2895.91	1	-0.500000

Table: Element Forces - Frames, Part 2 of 4

Frame	Station m	OutputCase	StepType	M2 KN-m	M3 KN-m	S11Max KN/m2	PtS11Max	x2S11Max m
31	0.31457	SLV	Min	0.0000	863.9938	3720.82	1	-0.500000
32	0.00000	SLU	Max	0.0000	273.9524	1646.10	1	-0.500000
32	0.15729	SLU	Max	0.0000	290.5096	1731.55	1	-0.500000
32	0.31457	SLU	Max	0.0000	305.1695	1805.61	1	-0.500000
32	0.00000	SLU	Min	0.0000	273.9524	1646.10	1	-0.500000
32	0.15729	SLU	Min	0.0000	290.5096	1731.55	1	-0.500000
32	0.31457	SLU	Min	0.0000	305.1695	1805.61	1	-0.500000
32	0.00000	SLE	Max	0.0000	210.7326	1266.23	1	-0.500000
32	0.15729	SLE	Max	0.0000	223.4689	1331.96	1	-0.500000
32	0.31457	SLE	Max	0.0000	234.7457	1388.93	1	-0.500000
32	0.00000	SLE	Min	0.0000	210.7326	1266.23	1	-0.500000
32	0.15729	SLE	Min	0.0000	223.4689	1331.96	1	-0.500000
32	0.31457	SLE	Min	0.0000	234.7457	1388.93	1	-0.500000
32	0.00000	SLV	Max	0.0000	863.9938	3681.54	1	-0.500000
32	0.15729	SLV	Max	0.0000	991.2155	4431.77	1	-0.500000
32	0.31457	SLV	Max	0.0000	1116.6493	5171.28	1	-0.500000
32	0.00000	SLV	Min	0.0000	863.9938	3681.54	1	-0.500000
32	0.15729	SLV	Min	0.0000	991.2155	4431.77	1	-0.500000
32	0.31457	SLV	Min	0.0000	1116.6493	5171.28	1	-0.500000
33	0.00000	SLU	Max	0.0000	305.1695	1801.29	1	-0.500000
33	0.15729	SLU	Max	0.0000	319.9838	1876.85	1	-0.500000
33	0.31457	SLU	Max	0.0000	332.8017	1940.44	1	-0.500000
33	0.00000	SLU	Min	0.0000	305.1695	1801.29	1	-0.500000
33	0.15729	SLU	Min	0.0000	319.9838	1876.85	1	-0.500000
33	0.31457	SLU	Min	0.0000	332.8017	1940.44	1	-0.500000
33	0.00000	SLE	Max	0.0000	234.7457	1385.61	1	-0.500000
33	0.15729	SLE	Max	0.0000	246.1414	1443.73	1	-0.500000
33	0.31457	SLE	Max	0.0000	256.0013	1492.64	1	-0.500000
33	0.00000	SLE	Min	0.0000	234.7457	1385.61	1	-0.500000
33	0.15729	SLE	Min	0.0000	246.1414	1443.73	1	-0.500000
33	0.31457	SLE	Min	0.0000	256.0013	1492.64	1	-0.500000
33	0.00000	SLV	Max	0.0000	1116.6493	5136.30	1	-0.500000
33	0.15729	SLV	Max	0.0000	1228.9958	5797.82	1	-0.500000
33	0.31457	SLV	Max	0.0000	1339.4611	6448.06	1	-0.500000
33	0.00000	SLV	Min	0.0000	1116.6493	5136.30	1	-0.500000
33	0.15729	SLV	Min	0.0000	1228.9958	5797.82	1	-0.500000
33	0.31457	SLV	Min	0.0000	1339.4611	6448.06	1	-0.500000
34	0.00000	SLU	Max	0.0000	332.8017	1936.62	1	-0.500000
34	0.15729	SLU	Max	0.0000	346.0014	2003.09	1	-0.500000
34	0.31457	SLU	Max	0.0000	357.1099	2057.02	1	-0.500000
34	0.00000	SLU	Min	0.0000	332.8017	1936.62	1	-0.500000
34	0.15729	SLU	Min	0.0000	346.0014	2003.09	1	-0.500000
34	0.31457	SLU	Min	0.0000	357.1099	2057.02	1	-0.500000
34	0.00000	SLE	Max	0.0000	256.0013	1489.71	1	-0.500000
34	0.15729	SLE	Max	0.0000	266.1549	1540.84	1	-0.500000
34	0.31457	SLE	Max	0.0000	274.7000	1582.33	1	-0.500000
34	0.00000	SLE	Min	0.0000	256.0013	1489.71	1	-0.500000
34	0.15729	SLE	Min	0.0000	266.1549	1540.84	1	-0.500000
34	0.31457	SLE	Min	0.0000	274.7000	1582.33	1	-0.500000
34	0.00000	SLV	Max	0.0000	1339.4611	6417.56	1	-0.500000
34	0.15729	SLV	Max	0.0000	1436.5212	6987.93	1	-0.500000
34	0.31457	SLV	Max	0.0000	1531.6108	7546.48	1	-0.500000
34	0.00000	SLV	Min	0.0000	1339.4611	6417.56	1	-0.500000
34	0.15729	SLV	Min	0.0000	1436.5212	6987.93	1	-0.500000
34	0.31457	SLV	Min	0.0000	1531.6108	7546.48	1	-0.500000
35	0.00000	SLU	Max	0.0000	357.1099	2053.68	1	-0.500000
35	0.15729	SLU	Max	0.0000	368.8240	2111.87	1	-0.500000
35	0.31457	SLU	Max	0.0000	378.3566	2156.97	1	-0.500000
35	0.00000	SLU	Min	0.0000	357.1099	2053.68	1	-0.500000

Table: Element Forces - Frames, Part 2 of 4

Frame	Station m	OutputCase	StepType	M2 KN-m	M3 KN-m	S11Max KN/m2	PtS11Max	x2S11Max m
35	0.15729	SLU	Min	0.0000	368.8240	2111.87	1	-0.500000
35	0.31457	SLU	Min	0.0000	378.3566	2156.97	1	-0.500000
35	0.00000	SLE	Max	0.0000	274.7000	1579.75	1	-0.500000
35	0.15729	SLE	Max	0.0000	283.7107	1624.51	1	-0.500000
35	0.31457	SLE	Max	0.0000	291.0435	1659.21	1	-0.500000
35	0.00000	SLE	Min	0.0000	274.7000	1579.75	1	-0.500000
35	0.15729	SLE	Min	0.0000	283.7107	1624.51	1	-0.500000
35	0.31457	SLE	Min	0.0000	291.0435	1659.21	1	-0.500000
35	0.00000	SLV	Max	0.0000	1531.6108	7520.29	1	-0.500000
35	0.15729	SLV	Max	0.0000	1614.7427	8007.69	1	-0.500000
35	0.31457	SLV	Max	0.0000	1695.8190	8482.75	1	-0.500000
35	0.00000	SLV	Min	0.0000	1531.6108	7520.29	1	-0.500000
35	0.15729	SLV	Min	0.0000	1614.7427	8007.69	1	-0.500000
35	0.31457	SLV	Min	0.0000	1695.8190	8482.75	1	-0.500000
36	0.00000	SLU	Max	0.0000	378.3566	2154.05	1	-0.500000
36	0.15729	SLU	Max	0.0000	388.7131	2204.75	1	-0.500000
36	0.31457	SLU	Max	0.0000	396.8026	2241.85	1	-0.500000
36	0.00000	SLU	Min	0.0000	378.3566	2154.05	1	-0.500000
36	0.15729	SLU	Min	0.0000	388.7131	2204.75	1	-0.500000
36	0.31457	SLU	Min	0.0000	396.8026	2241.85	1	-0.500000
36	0.00000	SLE	Max	0.0000	291.0435	1656.96	1	-0.500000
36	0.15729	SLE	Max	0.0000	299.0101	1695.96	1	-0.500000
36	0.31457	SLE	Max	0.0000	305.2328	1724.50	1	-0.500000
36	0.00000	SLE	Min	0.0000	291.0435	1656.96	1	-0.500000
36	0.15729	SLE	Min	0.0000	299.0101	1695.96	1	-0.500000
36	0.31457	SLE	Min	0.0000	305.2328	1724.50	1	-0.500000
36	0.00000	SLV	Max	0.0000	1695.8190	8460.47	1	-0.500000
36	0.15729	SLV	Max	0.0000	1766.3955	8873.15	1	-0.500000
36	0.31457	SLV	Max	0.0000	1834.8358	9273.01	1	-0.500000
36	0.00000	SLV	Min	0.0000	1695.8190	8460.47	1	-0.500000
36	0.15729	SLV	Min	0.0000	1766.3955	8873.15	1	-0.500000
36	0.31457	SLV	Min	0.0000	1834.8358	9273.01	1	-0.500000
37	0.00000	SLU	Max	0.0000	396.8026	2239.33	1	-0.500000
37	0.15729	SLU	Max	0.0000	405.9275	2283.32	1	-0.500000
37	0.31457	SLU	Max	0.0000	412.7045	2313.22	1	-0.500000
37	0.00000	SLU	Min	0.0000	396.8026	2239.33	1	-0.500000
37	0.15729	SLU	Min	0.0000	405.9275	2283.32	1	-0.500000
37	0.31457	SLU	Min	0.0000	412.7045	2313.22	1	-0.500000
37	0.00000	SLE	Max	0.0000	305.2328	1722.56	1	-0.500000
37	0.15729	SLE	Max	0.0000	312.2519	1756.40	1	-0.500000
37	0.31457	SLE	Max	0.0000	317.4650	1779.40	1	-0.500000
37	0.00000	SLE	Min	0.0000	305.2328	1722.56	1	-0.500000
37	0.15729	SLE	Min	0.0000	312.2519	1756.40	1	-0.500000
37	0.31457	SLE	Min	0.0000	317.4650	1779.40	1	-0.500000
37	0.00000	SLV	Max	0.0000	1834.8358	9254.24	1	-0.500000
37	0.15729	SLV	Max	0.0000	1894.1931	9600.24	1	-0.500000
37	0.31457	SLV	Max	0.0000	1951.3380	9932.97	1	-0.500000
37	0.00000	SLV	Min	0.0000	1834.8358	9254.24	1	-0.500000
37	0.15729	SLV	Min	0.0000	1894.1931	9600.24	1	-0.500000
37	0.31457	SLV	Min	0.0000	1951.3380	9932.97	1	-0.500000
38	0.00000	SLU	Max	0.0000	412.7045	2311.05	1	-0.500000
38	0.15729	SLU	Max	0.0000	420.7198	2349.08	1	-0.500000
38	0.31457	SLU	Max	0.0000	426.3115	2372.58	1	-0.500000
38	0.00000	SLU	Min	0.0000	412.7045	2311.05	1	-0.500000
38	0.15729	SLU	Min	0.0000	420.7198	2349.08	1	-0.500000
38	0.31457	SLU	Min	0.0000	426.3115	2372.58	1	-0.500000
38	0.00000	SLE	Max	0.0000	317.4650	1777.73	1	-0.500000
38	0.15729	SLE	Max	0.0000	323.6306	1806.99	1	-0.500000
38	0.31457	SLE	Max	0.0000	327.9319	1825.06	1	-0.500000

Table: Element Forces - Frames, Part 2 of 4

Frame	Station m	OutputCase	StepType	M2 KN-m	M3 KN-m	S11Max KN/m2	PtS11Max	x2S11Max m
38	0.00000	SLE	Min	0.0000	317.4650	1777.73	1	-0.500000
38	0.15729	SLE	Min	0.0000	323.6306	1806.99	1	-0.500000
38	0.31457	SLE	Min	0.0000	327.9319	1825.06	1	-0.500000
38	0.00000	SLV	Max	0.0000	1951.3380	9917.32	1	-0.500000
38	0.15729	SLV	Max	0.0000	2000.7635	10204.40	1	-0.500000
38	0.31457	SLV	Max	0.0000	2047.9052	10477.77	1	-0.500000
38	0.00000	SLV	Min	0.0000	1951.3380	9917.32	1	-0.500000
38	0.15729	SLV	Min	0.0000	2000.7635	10204.40	1	-0.500000
38	0.31457	SLV	Min	0.0000	2047.9052	10477.77	1	-0.500000
39	0.00000	SLU	Max	0.0000	426.3115	2370.73	1	-0.500000
39	0.15729	SLU	Max	0.0000	433.3346	2403.53	1	-0.500000
39	0.31457	SLU	Max	0.0000	437.8635	2421.37	1	-0.500000
39	0.00000	SLU	Min	0.0000	426.3115	2370.73	1	-0.500000
39	0.15729	SLU	Min	0.0000	433.3346	2403.53	1	-0.500000
39	0.31457	SLU	Min	0.0000	437.8635	2421.37	1	-0.500000
39	0.00000	SLE	Max	0.0000	327.9319	1823.64	1	-0.500000
39	0.15729	SLE	Max	0.0000	333.3343	1848.87	1	-0.500000
39	0.31457	SLE	Max	0.0000	336.8181	1862.59	1	-0.500000
39	0.00000	SLE	Min	0.0000	327.9319	1823.64	1	-0.500000
39	0.15729	SLE	Min	0.0000	333.3343	1848.87	1	-0.500000
39	0.31457	SLE	Min	0.0000	336.8181	1862.59	1	-0.500000
39	0.00000	SLV	Max	0.0000	2047.9052	10464.87	1	-0.500000
39	0.15729	SLV	Max	0.0000	2088.6276	10700.41	1	-0.500000
39	0.31457	SLV	Max	0.0000	2126.9997	10921.85	1	-0.500000
39	0.00000	SLV	Min	0.0000	2047.9052	10464.87	1	-0.500000
39	0.15729	SLV	Min	0.0000	2088.6276	10700.41	1	-0.500000
39	0.31457	SLV	Min	0.0000	2126.9997	10921.85	1	-0.500000
40	0.00000	SLU	Max	0.0000	437.8635	2419.81	1	-0.500000
40	0.15729	SLU	Max	0.0000	444.0057	2448.07	1	-0.500000
40	0.31457	SLU	Max	0.0000	447.5884	2460.98	1	-0.500000
40	0.00000	SLU	Min	0.0000	437.8635	2419.81	1	-0.500000
40	0.15729	SLU	Min	0.0000	444.0057	2448.07	1	-0.500000
40	0.31457	SLU	Min	0.0000	447.5884	2460.98	1	-0.500000
40	0.00000	SLE	Max	0.0000	336.8181	1861.39	1	-0.500000
40	0.15729	SLE	Max	0.0000	341.5428	1883.13	1	-0.500000
40	0.31457	SLE	Max	0.0000	344.2988	1893.06	1	-0.500000
40	0.00000	SLE	Min	0.0000	336.8181	1861.39	1	-0.500000
40	0.15729	SLE	Min	0.0000	341.5428	1883.13	1	-0.500000
40	0.31457	SLE	Min	0.0000	344.2988	1893.06	1	-0.500000
40	0.00000	SLV	Max	0.0000	2126.9997	10911.35	1	-0.500000
40	0.15729	SLV	Max	0.0000	2160.1794	11102.33	1	-0.500000
40	0.31457	SLV	Max	0.0000	2190.9474	11278.84	1	-0.500000
40	0.00000	SLV	Min	0.0000	2126.9997	10911.35	1	-0.500000
40	0.15729	SLV	Min	0.0000	2160.1794	11102.33	1	-0.500000
40	0.31457	SLV	Min	0.0000	2190.9474	11278.84	1	-0.500000
41	0.00000	SLU	Max	0.0000	463.5542	2521.04	1	-0.500000
41	0.12642	SLU	Max	0.0000	466.5870	2534.27	1	-0.500000
41	0.25284	SLU	Max	0.0000	467.8587	2536.93	1	-0.500000
41	0.00000	SLU	Min	0.0000	463.5542	2521.04	1	-0.500000
41	0.12642	SLU	Min	0.0000	466.5870	2534.27	1	-0.500000
41	0.25284	SLU	Min	0.0000	467.8587	2536.93	1	-0.500000
41	0.00000	SLE	Max	0.0000	356.5801	1939.26	1	-0.500000
41	0.12642	SLE	Max	0.0000	358.9131	1949.44	1	-0.500000
41	0.25284	SLE	Max	0.0000	359.8913	1951.49	1	-0.500000
41	0.00000	SLE	Min	0.0000	356.5801	1939.26	1	-0.500000
41	0.12642	SLE	Min	0.0000	358.9131	1949.44	1	-0.500000
41	0.25284	SLE	Min	0.0000	359.8913	1951.49	1	-0.500000
41	0.00000	SLV	Max	0.0000	2288.5456	11813.07	1	-0.500000
41	0.12642	SLV	Max	0.0000	2301.4704	11885.94	1	-0.500000

Table: Element Forces - Frames, Part 2 of 4

Frame	Station m	OutputCase	StepType	M2 KN-m	M3 KN-m	S11Max KN/m2	PtS11Max	x2S11Max m
41	0.25284	SLV	Max	0.0000	2312.7355	11948.85	1	-0.500000
41	0.00000	SLV	Min	0.0000	2288.5456	11813.07	1	-0.500000
41	0.12642	SLV	Min	0.0000	2301.4704	11885.94	1	-0.500000
41	0.25284	SLV	Min	0.0000	2312.7355	11948.85	1	-0.500000
42	0.00000	SLU	Max	0.0000	467.8587	2536.31	1	-0.500000
42	0.15729	SLU	Max	0.0000	471.4389	2552.34	1	-0.500000
42	0.31457	SLU	Max	0.0000	472.2548	2551.78	1	-0.500000
42	0.00000	SLU	Min	0.0000	467.8587	2536.31	1	-0.500000
42	0.15729	SLU	Min	0.0000	471.4389	2552.34	1	-0.500000
42	0.31457	SLU	Min	0.0000	472.2548	2551.78	1	-0.500000
42	0.00000	SLE	Max	0.0000	359.8913	1951.01	1	-0.500000
42	0.15729	SLE	Max	0.0000	362.6453	1963.34	1	-0.500000
42	0.31457	SLE	Max	0.0000	363.2729	1962.91	1	-0.500000
42	0.00000	SLE	Min	0.0000	359.8913	1951.01	1	-0.500000
42	0.15729	SLE	Min	0.0000	362.6453	1963.34	1	-0.500000
42	0.31457	SLE	Min	0.0000	363.2729	1962.91	1	-0.500000
42	0.00000	SLV	Max	0.0000	2312.7355	11945.45	1	-0.500000
42	0.15729	SLV	Max	0.0000	2325.7182	12018.20	1	-0.500000
42	0.31457	SLV	Max	0.0000	2336.0959	12075.34	1	-0.500000
42	0.00000	SLV	Min	0.0000	2312.7355	11945.45	1	-0.500000
42	0.15729	SLV	Min	0.0000	2325.7182	12018.20	1	-0.500000
42	0.31457	SLV	Min	0.0000	2336.0959	12075.34	1	-0.500000
43	0.00000	SLU	Max	0.0000	472.2548	2551.21	1	-0.500000
43	0.15729	SLU	Max	0.0000	475.3907	2565.39	1	-0.500000
43	0.31457	SLU	Max	0.0000	475.7255	2562.77	1	-0.500000
43	0.00000	SLU	Min	0.0000	472.2548	2551.21	1	-0.500000
43	0.15729	SLU	Min	0.0000	475.3907	2565.39	1	-0.500000
43	0.31457	SLU	Min	0.0000	475.7255	2562.77	1	-0.500000
43	0.00000	SLE	Max	0.0000	363.2729	1962.47	1	-0.500000
43	0.15729	SLE	Max	0.0000	365.6851	1973.38	1	-0.500000
43	0.31457	SLE	Max	0.0000	365.9427	1971.36	1	-0.500000
43	0.00000	SLE	Min	0.0000	363.2729	1962.47	1	-0.500000
43	0.15729	SLE	Min	0.0000	365.6851	1973.38	1	-0.500000
43	0.31457	SLE	Min	0.0000	365.9427	1971.36	1	-0.500000
43	0.00000	SLV	Max	0.0000	2336.0959	12072.36	1	-0.500000
43	0.15729	SLV	Max	0.0000	2346.0616	12127.79	1	-0.500000
43	0.31457	SLV	Max	0.0000	2353.3879	12167.38	1	-0.500000
43	0.00000	SLV	Min	0.0000	2336.0959	12072.36	1	-0.500000
43	0.15729	SLV	Min	0.0000	2346.0616	12127.79	1	-0.500000
43	0.31457	SLV	Min	0.0000	2353.3879	12167.38	1	-0.500000
44	0.00000	SLU	Max	0.0000	475.7255	2562.32	1	-0.500000
44	0.15729	SLU	Max	0.0000	478.4757	2575.01	1	-0.500000
44	0.31457	SLU	Max	0.0000	478.3942	2570.72	1	-0.500000
44	0.00000	SLU	Min	0.0000	475.7255	2562.32	1	-0.500000
44	0.15729	SLU	Min	0.0000	478.4757	2575.01	1	-0.500000
44	0.31457	SLU	Min	0.0000	478.3942	2570.72	1	-0.500000
44	0.00000	SLE	Max	0.0000	365.9427	1971.01	1	-0.500000
44	0.15729	SLE	Max	0.0000	368.0583	1980.78	1	-0.500000
44	0.31457	SLE	Max	0.0000	367.9956	1977.48	1	-0.500000
44	0.00000	SLE	Min	0.0000	365.9427	1971.01	1	-0.500000
44	0.15729	SLE	Min	0.0000	368.0583	1980.78	1	-0.500000
44	0.31457	SLE	Min	0.0000	367.9956	1977.48	1	-0.500000
44	0.00000	SLV	Max	0.0000	2353.3879	12165.20	1	-0.500000
44	0.15729	SLV	Max	0.0000	2360.9478	12206.98	1	-0.500000
44	0.31457	SLV	Max	0.0000	2365.8393	12232.74	1	-0.500000
44	0.00000	SLV	Min	0.0000	2353.3879	12165.20	1	-0.500000
44	0.15729	SLV	Min	0.0000	2360.9478	12206.98	1	-0.500000
44	0.31457	SLV	Min	0.0000	2365.8393	12232.74	1	-0.500000
45	0.00000	SLU	Max	0.0000	478.3942	2570.38	1	-0.500000

Table: Element Forces - Frames, Part 2 of 4

Frame	Station m	OutputCase	StepType	M2 KN-m	M3 KN-m	S11Max KN/m2	PtS11Max	x2S11Max m
45	0.15729	SLU	Max	0.0000	480.8068	2581.89	1	-0.500000
45	0.31457	SLU	Max	0.0000	480.3629	2576.26	1	-0.500000
45	0.00000	SLU	Min	0.0000	478.3942	2570.38	1	-0.500000
45	0.15729	SLU	Min	0.0000	480.8068	2581.89	1	-0.500000
45	0.31457	SLU	Min	0.0000	480.3629	2576.26	1	-0.500000
45	0.00000	SLE	Max	0.0000	367.9956	1977.22	1	-0.500000
45	0.15729	SLE	Max	0.0000	369.8514	1986.07	1	-0.500000
45	0.31457	SLE	Max	0.0000	369.5099	1981.74	1	-0.500000
45	0.00000	SLE	Min	0.0000	367.9956	1977.22	1	-0.500000
45	0.15729	SLE	Min	0.0000	369.8514	1986.07	1	-0.500000
45	0.31457	SLE	Min	0.0000	369.5099	1981.74	1	-0.500000
45	0.00000	SLV	Max	0.0000	2365.8393	12231.20	1	-0.500000
45	0.15729	SLV	Max	0.0000	2371.4971	12262.35	1	-0.500000
45	0.31457	SLV	Max	0.0000	2374.4633	12277.35	1	-0.500000
45	0.00000	SLV	Min	0.0000	2365.8393	12231.20	1	-0.500000
45	0.15729	SLV	Min	0.0000	2371.4971	12262.35	1	-0.500000
45	0.31457	SLV	Min	0.0000	2374.4633	12277.35	1	-0.500000
46	0.00000	SLU	Max	0.0000	480.3629	2576.02	1	-0.500000
46	0.15729	SLU	Max	0.0000	482.4747	2586.57	1	-0.500000
46	0.31457	SLU	Max	0.0000	481.7116	2579.86	1	-0.500000
46	0.00000	SLU	Min	0.0000	480.3629	2576.02	1	-0.500000
46	0.15729	SLU	Min	0.0000	482.4747	2586.57	1	-0.500000
46	0.31457	SLU	Min	0.0000	481.7116	2579.86	1	-0.500000
46	0.00000	SLE	Max	0.0000	369.5099	1981.55	1	-0.500000
46	0.15729	SLE	Max	0.0000	371.1344	1989.67	1	-0.500000
46	0.31457	SLE	Max	0.0000	370.5474	1984.51	1	-0.500000
46	0.00000	SLE	Min	0.0000	369.5099	1981.55	1	-0.500000
46	0.15729	SLE	Min	0.0000	371.1344	1989.67	1	-0.500000
46	0.31457	SLE	Min	0.0000	370.5474	1984.51	1	-0.500000
46	0.00000	SLV	Max	0.0000	2374.4633	12276.32	1	-0.500000
46	0.15729	SLV	Max	0.0000	2378.6128	12299.21	1	-0.500000
46	0.31457	SLV	Max	0.0000	2380.0532	12305.85	1	-0.500000
46	0.00000	SLV	Min	0.0000	2374.4633	12276.32	1	-0.500000
46	0.15729	SLV	Min	0.0000	2378.6128	12299.21	1	-0.500000
46	0.31457	SLV	Min	0.0000	2380.0532	12305.85	1	-0.500000
47	0.00000	SLU	Max	0.0000	481.7116	2579.71	1	-0.500000
47	0.15729	SLU	Max	0.0000	483.5483	2589.45	1	-0.500000
47	0.31457	SLU	Max	0.0000	482.4977	2581.87	1	-0.500000
47	0.00000	SLU	Min	0.0000	481.7116	2579.71	1	-0.500000
47	0.15729	SLU	Min	0.0000	483.5483	2589.45	1	-0.500000
47	0.31457	SLU	Min	0.0000	482.4977	2581.87	1	-0.500000
47	0.00000	SLE	Max	0.0000	370.5474	1984.39	1	-0.500000
47	0.15729	SLE	Max	0.0000	371.9602	1991.89	1	-0.500000
47	0.31457	SLE	Max	0.0000	371.1521	1986.05	1	-0.500000
47	0.00000	SLE	Min	0.0000	370.5474	1984.39	1	-0.500000
47	0.15729	SLE	Min	0.0000	371.9602	1991.89	1	-0.500000
47	0.31457	SLE	Min	0.0000	371.1521	1986.05	1	-0.500000
47	0.00000	SLV	Max	0.0000	2380.0532	12305.22	1	-0.500000
47	0.15729	SLV	Max	0.0000	2382.9762	12321.55	1	-0.500000
47	0.31457	SLV	Max	0.0000	2383.1786	12321.56	1	-0.500000
47	0.00000	SLV	Min	0.0000	2380.0532	12305.22	1	-0.500000
47	0.15729	SLV	Min	0.0000	2382.9762	12321.55	1	-0.500000
47	0.31457	SLV	Min	0.0000	2383.1786	12321.56	1	-0.500000
48	0.00000	SLU	Max	0.0000	482.4977	2581.79	1	-0.500000
48	0.15729	SLU	Max	0.0000	484.0735	2590.82	1	-0.500000
48	0.31457	SLU	Max	0.0000	482.7559	2582.49	1	-0.500000
48	0.00000	SLU	Min	0.0000	482.4977	2581.79	1	-0.500000
48	0.15729	SLU	Min	0.0000	484.0735	2590.82	1	-0.500000
48	0.31457	SLU	Min	0.0000	482.7559	2582.49	1	-0.500000

Table: Element Forces - Frames, Part 2 of 4

Frame	Station m	OutputCase	StepType	M2 KN-m	M3 KN-m	S11Max KN/m2	PtS11Max	x2S11Max m
48	0.00000	SLE	Max	0.0000	371.1521	1986.00	1	-0.500000
48	0.15729	SLE	Max	0.0000	372.3642	1992.94	1	-0.500000
48	0.31457	SLE	Max	0.0000	371.3507	1986.53	1	-0.500000
48	0.00000	SLE	Min	0.0000	371.1521	1986.00	1	-0.500000
48	0.15729	SLE	Min	0.0000	372.3642	1992.94	1	-0.500000
48	0.31457	SLE	Min	0.0000	371.3507	1986.53	1	-0.500000
48	0.00000	SLV	Max	0.0000	2383.1786	12321.26	1	-0.500000
48	0.15729	SLV	Max	0.0000	2385.0437	12332.05	1	-0.500000
48	0.31457	SLV	Max	0.0000	2384.1822	12326.48	1	-0.500000
48	0.00000	SLV	Min	0.0000	2383.1786	12321.26	1	-0.500000
48	0.15729	SLV	Min	0.0000	2385.0437	12332.05	1	-0.500000
48	0.31457	SLV	Min	0.0000	2384.1822	12326.48	1	-0.500000
49	0.00000	SLU	Max	0.0000	0.0000	-43.33	0	0.000000
49	0.28396	SLU	Max	0.0000	-0.5132	-41.96	3	0.750000
49	0.00000	SLU	Min	0.0000	0.0000	-43.33	0	0.000000
49	0.28396	SLU	Min	0.0000	-0.5132	-41.96	3	0.750000
49	0.00000	SLE	Max	0.0000	0.0000	-33.33	0	0.000000
49	0.28396	SLE	Max	0.0000	-0.3948	-32.28	3	0.750000
49	0.00000	SLE	Min	0.0000	0.0000	-33.33	0	0.000000
49	0.28396	SLE	Min	0.0000	-0.3948	-32.28	3	0.750000
49	0.00000	SLV	Max	0.0000	1.455E-11	-1066.67	1	-0.750000
49	0.28396	SLV	Max	0.0000	-11.6055	-1035.72	3	0.750000
49	0.00000	SLV	Min	0.0000	1.455E-11	-1066.67	1	-0.750000
49	0.28396	SLV	Min	0.0000	-11.6055	-1035.72	3	0.750000
50	0.00000	SLU	Max	0.0000	-0.5132	-41.96	3	0.750000
50	0.28396	SLU	Max	0.0000	1.5705	-39.15	1	-0.750000
50	0.00000	SLU	Min	0.0000	-0.5132	-41.96	3	0.750000
50	0.28396	SLU	Min	0.0000	1.5705	-39.15	1	-0.750000
50	0.00000	SLE	Max	0.0000	-0.3948	-32.28	3	0.750000
50	0.28396	SLE	Max	0.0000	1.2081	-30.11	1	-0.750000
50	0.00000	SLE	Min	0.0000	-0.3948	-32.28	3	0.750000
50	0.28396	SLE	Min	0.0000	1.2081	-30.11	1	-0.750000
50	0.00000	SLV	Max	0.0000	-11.6055	-1035.72	3	0.750000
50	0.28396	SLV	Max	0.0000	-46.4221	-942.87	3	0.750000
50	0.00000	SLV	Min	0.0000	-11.6055	-1035.72	3	0.750000
50	0.28396	SLV	Min	0.0000	-46.4221	-942.87	3	0.750000
51	0.00000	SLU	Max	0.0000	1.5705	-39.15	1	-0.750000
51	0.28396	SLU	Max	0.0000	9.8764	-17.00	1	-0.750000
51	0.00000	SLU	Min	0.0000	1.5705	-39.15	1	-0.750000
51	0.28396	SLU	Min	0.0000	9.8764	-17.00	1	-0.750000
51	0.00000	SLE	Max	0.0000	1.2081	-30.11	1	-0.750000
51	0.28396	SLE	Max	0.0000	7.5973	-13.07	1	-0.750000
51	0.00000	SLE	Min	0.0000	1.2081	-30.11	1	-0.750000
51	0.28396	SLE	Min	0.0000	7.5973	-13.07	1	-0.750000
51	0.00000	SLV	Max	0.0000	-46.4221	-942.87	3	0.750000
51	0.28396	SLV	Max	0.0000	-104.4498	-788.13	3	0.750000
51	0.00000	SLV	Min	0.0000	-46.4221	-942.87	3	0.750000
51	0.28396	SLV	Min	0.0000	-104.4498	-788.13	3	0.750000
52	0.00000	SLU	Max	0.0000	9.8764	-17.00	1	-0.750000
52	0.28396	SLU	Max	0.0000	28.0336	31.42	1	-0.750000
52	0.00000	SLU	Min	0.0000	9.8764	-17.00	1	-0.750000
52	0.28396	SLU	Min	0.0000	28.0336	31.42	1	-0.750000
52	0.00000	SLE	Max	0.0000	7.5973	-13.07	1	-0.750000
52	0.28396	SLE	Max	0.0000	21.5643	24.17	1	-0.750000
52	0.00000	SLE	Min	0.0000	7.5973	-13.07	1	-0.750000
52	0.28396	SLE	Min	0.0000	21.5643	24.17	1	-0.750000
52	0.00000	SLV	Max	0.0000	-104.4498	-788.13	3	0.750000
52	0.28396	SLV	Max	0.0000	-185.6885	-571.50	3	0.750000
52	0.00000	SLV	Min	0.0000	-104.4498	-788.13	3	0.750000

Table: Element Forces - Frames, Part 2 of 4

Frame	Station m	OutputCase	StepType	M2 KN-m	M3 KN-m	S11Max KN/m2	PtS11Max	x2S11Max m
52	0.28396	SLV	Min	0.0000	-185.6885	-571.50	3	0.750000
53	0.00000	SLU	Max	0.0000	28.0336	31.42	1	-0.750000
53	0.28396	SLU	Max	0.0000	59.6769	115.81	1	-0.750000
53	0.00000	SLU	Min	0.0000	28.0336	31.42	1	-0.750000
53	0.28396	SLU	Min	0.0000	59.6769	115.81	1	-0.750000
53	0.00000	SLE	Max	0.0000	21.5643	24.17	1	-0.750000
53	0.28396	SLE	Max	0.0000	45.9053	89.08	1	-0.750000
53	0.00000	SLE	Min	0.0000	21.5643	24.17	1	-0.750000
53	0.28396	SLE	Min	0.0000	45.9053	89.08	1	-0.750000
53	0.00000	SLV	Max	0.0000	-185.6885	-571.50	3	0.750000
53	0.28396	SLV	Max	0.0000	-290.1383	-292.96	3	0.750000
53	0.00000	SLV	Min	0.0000	-185.6885	-571.50	3	0.750000
53	0.28396	SLV	Min	0.0000	-290.1383	-292.96	3	0.750000
54	0.00000	SLU	Max	0.0000	59.6769	115.81	1	-0.750000
54	0.28396	SLU	Max	0.0000	108.4474	245.86	1	-0.750000
54	0.00000	SLU	Min	0.0000	59.6769	115.81	1	-0.750000
54	0.28396	SLU	Min	0.0000	108.4474	245.86	1	-0.750000
54	0.00000	SLE	Max	0.0000	45.9053	89.08	1	-0.750000
54	0.28396	SLE	Max	0.0000	83.4211	189.12	1	-0.750000
54	0.00000	SLE	Min	0.0000	45.9053	89.08	1	-0.750000
54	0.28396	SLE	Min	0.0000	83.4211	189.12	1	-0.750000
54	0.00000	SLV	Max	0.0000	-290.1383	-292.96	3	0.750000
54	0.28396	SLV	Max	0.0000	-417.6765	47.14	3	0.750000
54	0.00000	SLV	Min	0.0000	-290.1383	-292.96	3	0.750000
54	0.28396	SLV	Min	0.0000	-417.6765	47.14	3	0.750000
55	0.00000	SLU	Max	0.0000	447.5884	2459.67	1	-0.500000
55	0.15729	SLU	Max	0.0000	452.9540	2484.03	1	-0.500000
55	0.31457	SLU	Max	0.0000	455.7004	2492.68	1	-0.500000
55	0.00000	SLU	Min	0.0000	447.5884	2459.67	1	-0.500000
55	0.15729	SLU	Min	0.0000	452.9540	2484.03	1	-0.500000
55	0.31457	SLU	Min	0.0000	455.7004	2492.68	1	-0.500000
55	0.00000	SLE	Max	0.0000	344.2988	1892.05	1	-0.500000
55	0.15729	SLE	Max	0.0000	348.4261	1910.79	1	-0.500000
55	0.31457	SLE	Max	0.0000	350.5388	1917.45	1	-0.500000
55	0.00000	SLE	Min	0.0000	344.2988	1892.05	1	-0.500000
55	0.15729	SLE	Min	0.0000	348.4261	1910.79	1	-0.500000
55	0.31457	SLE	Min	0.0000	350.5388	1917.45	1	-0.500000
55	0.00000	SLV	Max	0.0000	2190.9474	11270.41	1	-0.500000
55	0.15729	SLV	Max	0.0000	2217.6687	11423.36	1	-0.500000
55	0.31457	SLV	Max	0.0000	2241.9220	11561.50	1	-0.500000
55	0.00000	SLV	Min	0.0000	2190.9474	11270.41	1	-0.500000
55	0.15729	SLV	Min	0.0000	2217.6687	11423.36	1	-0.500000
55	0.31457	SLV	Min	0.0000	2241.9220	11561.50	1	-0.500000
56	0.00000	SLU	Max	0.0000	455.7004	2491.51	1	-0.500000
56	0.18815	SLU	Max	0.0000	461.5436	2518.23	1	-0.500000
56	0.37630	SLU	Max	0.0000	463.5542	2521.95	1	-0.500000
56	0.00000	SLU	Min	0.0000	455.7004	2491.51	1	-0.500000
56	0.18815	SLU	Min	0.0000	461.5436	2518.23	1	-0.500000
56	0.37630	SLU	Min	0.0000	463.5542	2521.95	1	-0.500000
56	0.00000	SLE	Max	0.0000	350.5388	1916.55	1	-0.500000
56	0.18815	SLE	Max	0.0000	355.0335	1937.10	1	-0.500000
56	0.37630	SLE	Max	0.0000	356.5801	1939.96	1	-0.500000
56	0.00000	SLE	Min	0.0000	350.5388	1916.55	1	-0.500000
56	0.18815	SLE	Min	0.0000	355.0335	1937.10	1	-0.500000
56	0.37630	SLE	Min	0.0000	356.5801	1939.96	1	-0.500000
56	0.00000	SLV	Max	0.0000	2241.9220	11554.39	1	-0.500000
56	0.18815	SLV	Max	0.0000	2267.0395	11697.23	1	-0.500000
56	0.37630	SLV	Max	0.0000	2288.5456	11818.41	1	-0.500000
56	0.00000	SLV	Min	0.0000	2241.9220	11554.39	1	-0.500000

Table: Element Forces - Frames, Part 2 of 4

Frame	Station m	OutputCase	StepType	M2 KN-m	M3 KN-m	S11Max KN/m2	PtS11Max	x2S11Max m
56	0.18815	SLV	Min	0.0000	2267.0395	11697.23	1	-0.500000
56	0.37630	SLV	Min	0.0000	2288.5456	11818.41	1	-0.500000
57	0.00000	SLU	Max	0.0000	455.7004	2491.51	1	-0.500000
57	0.18815	SLU	Max	0.0000	461.5436	2518.23	1	-0.500000
57	0.37630	SLU	Max	0.0000	463.5542	2521.95	1	-0.500000
57	0.00000	SLU	Min	0.0000	455.7004	2491.51	1	-0.500000
57	0.18815	SLU	Min	0.0000	461.5436	2518.23	1	-0.500000
57	0.37630	SLU	Min	0.0000	463.5542	2521.95	1	-0.500000
57	0.00000	SLE	Max	0.0000	350.5388	1916.55	1	-0.500000
57	0.18815	SLE	Max	0.0000	355.0335	1937.10	1	-0.500000
57	0.37630	SLE	Max	0.0000	356.5801	1939.96	1	-0.500000
57	0.00000	SLE	Min	0.0000	350.5388	1916.55	1	-0.500000
57	0.18815	SLE	Min	0.0000	355.0335	1937.10	1	-0.500000
57	0.37630	SLE	Min	0.0000	356.5801	1939.96	1	-0.500000
57	0.00000	SLV	Max	0.0000	2241.9220	11554.39	1	-0.500000
57	0.18815	SLV	Max	0.0000	2267.0395	11697.23	1	-0.500000
57	0.37630	SLV	Max	0.0000	2288.5456	11818.41	1	-0.500000
57	0.00000	SLV	Min	0.0000	2241.9220	11554.39	1	-0.500000
57	0.18815	SLV	Min	0.0000	2267.0395	11697.23	1	-0.500000
57	0.37630	SLV	Min	0.0000	2288.5456	11818.41	1	-0.500000
58	0.00000	SLU	Max	0.0000	447.5884	2459.67	1	-0.500000
58	0.15729	SLU	Max	0.0000	452.9540	2484.03	1	-0.500000
58	0.31457	SLU	Max	0.0000	455.7004	2492.68	1	-0.500000
58	0.00000	SLU	Min	0.0000	447.5884	2459.67	1	-0.500000
58	0.15729	SLU	Min	0.0000	452.9540	2484.03	1	-0.500000
58	0.31457	SLU	Min	0.0000	455.7004	2492.68	1	-0.500000
58	0.00000	SLE	Max	0.0000	344.2988	1892.05	1	-0.500000
58	0.15729	SLE	Max	0.0000	348.4261	1910.79	1	-0.500000
58	0.31457	SLE	Max	0.0000	350.5388	1917.45	1	-0.500000
58	0.00000	SLE	Min	0.0000	344.2988	1892.05	1	-0.500000
58	0.15729	SLE	Min	0.0000	348.4261	1910.79	1	-0.500000
58	0.31457	SLE	Min	0.0000	350.5388	1917.45	1	-0.500000
58	0.00000	SLV	Max	0.0000	2190.9474	11270.41	1	-0.500000
58	0.15729	SLV	Max	0.0000	2217.6687	11423.36	1	-0.500000
58	0.31457	SLV	Max	0.0000	2241.9220	11561.50	1	-0.500000
58	0.00000	SLV	Min	0.0000	2190.9474	11270.41	1	-0.500000
58	0.15729	SLV	Min	0.0000	2217.6687	11423.36	1	-0.500000
58	0.31457	SLV	Min	0.0000	2241.9220	11561.50	1	-0.500000

Table: Element Forces - Frames, Part 3 of 4

Table: Element Forces - Frames, Part 3 of 4

Frame	Station m	OutputCase	StepType	x3S11Max m	S11Min KN/m2	PtS11Min	x2S11Min m	x3S11Min m
1	0.00000	SLU	Max	0.000000	-43.33	0	0.000000	0.000000
1	0.28396	SLU	Max	-0.500000	-44.70	1	-0.750000	-0.500000
1	0.00000	SLU	Min	0.000000	-43.33	0	0.000000	0.000000
1	0.28396	SLU	Min	-0.500000	-44.70	1	-0.750000	-0.500000
1	0.00000	SLE	Max	-0.500000	-33.33	3	0.750000	-0.500000
1	0.28396	SLE	Max	-0.500000	-34.39	1	-0.750000	-0.500000
1	0.00000	SLE	Min	-0.500000	-33.33	3	0.750000	-0.500000
1	0.28396	SLE	Min	-0.500000	-34.39	1	-0.750000	-0.500000
1	0.00000	SLV	Max	-0.500000	-1066.67	3	0.750000	-0.500000
1	0.28396	SLV	Max	-0.500000	-1097.61	1	-0.750000	-0.500000
1	0.00000	SLV	Min	-0.500000	-1066.67	3	0.750000	-0.500000
1	0.28396	SLV	Min	-0.500000	-1097.61	1	-0.750000	-0.500000
2	0.00000	SLU	Max	-0.500000	-44.70	1	-0.750000	-0.500000
2	0.28396	SLU	Max	-0.500000	-47.52	3	0.750000	-0.500000

Table: Element Forces - Frames, Part 3 of 4

Frame	Station m	OutputCase	StepType	x3S11Max m	S11Min KN/m2	PtS11Min	x2S11Min m	x3S11Min m
2	0.00000	SLU	Min	-0.500000	-44.70	1	-0.750000	-0.500000
2	0.28396	SLU	Min	-0.500000	-47.52	3	0.750000	-0.500000
2	0.00000	SLE	Max	-0.500000	-34.39	1	-0.750000	-0.500000
2	0.28396	SLE	Max	-0.500000	-36.55	3	0.750000	-0.500000
2	0.00000	SLE	Min	-0.500000	-34.39	1	-0.750000	-0.500000
2	0.28396	SLE	Min	-0.500000	-36.55	3	0.750000	-0.500000
2	0.00000	SLV	Max	-0.500000	-1097.61	1	-0.750000	-0.500000
2	0.28396	SLV	Max	-0.500000	-1190.46	1	-0.750000	-0.500000
2	0.00000	SLV	Min	-0.500000	-1097.61	1	-0.750000	-0.500000
2	0.28396	SLV	Min	-0.500000	-1190.46	1	-0.750000	-0.500000
3	0.00000	SLU	Max	-0.500000	-47.52	3	0.750000	-0.500000
3	0.28396	SLU	Max	-0.500000	-69.67	3	0.750000	-0.500000
3	0.00000	SLU	Min	-0.500000	-47.52	3	0.750000	-0.500000
3	0.28396	SLU	Min	-0.500000	-69.67	3	0.750000	-0.500000
3	0.00000	SLE	Max	-0.500000	-36.55	3	0.750000	-0.500000
3	0.28396	SLE	Max	-0.500000	-53.59	3	0.750000	-0.500000
3	0.00000	SLE	Min	-0.500000	-36.55	3	0.750000	-0.500000
3	0.28396	SLE	Min	-0.500000	-53.59	3	0.750000	-0.500000
3	0.00000	SLV	Max	-0.500000	-1190.46	1	-0.750000	-0.500000
3	0.28396	SLV	Max	-0.500000	-1345.20	1	-0.750000	-0.500000
3	0.00000	SLV	Min	-0.500000	-1190.46	1	-0.750000	-0.500000
3	0.28396	SLV	Min	-0.500000	-1345.20	1	-0.750000	-0.500000
4	0.00000	SLU	Max	-0.500000	-69.67	3	0.750000	-0.500000
4	0.28396	SLU	Max	-0.500000	-118.09	3	0.750000	-0.500000
4	0.00000	SLU	Min	-0.500000	-69.67	3	0.750000	-0.500000
4	0.28396	SLU	Min	-0.500000	-118.09	3	0.750000	-0.500000
4	0.00000	SLE	Max	-0.500000	-53.59	3	0.750000	-0.500000
4	0.28396	SLE	Max	-0.500000	-90.84	3	0.750000	-0.500000
4	0.00000	SLE	Min	-0.500000	-53.59	3	0.750000	-0.500000
4	0.28396	SLE	Min	-0.500000	-90.84	3	0.750000	-0.500000
4	0.00000	SLV	Max	-0.500000	-1345.20	1	-0.750000	-0.500000
4	0.28396	SLV	Max	-0.500000	-1561.84	1	-0.750000	-0.500000
4	0.00000	SLV	Min	-0.500000	-1345.20	1	-0.750000	-0.500000
4	0.28396	SLV	Min	-0.500000	-1561.84	1	-0.750000	-0.500000
5	0.00000	SLU	Max	-0.500000	-118.09	3	0.750000	-0.500000
5	0.28396	SLU	Max	-0.500000	-202.47	3	0.750000	-0.500000
5	0.00000	SLU	Min	-0.500000	-118.09	3	0.750000	-0.500000
5	0.28396	SLU	Min	-0.500000	-202.47	3	0.750000	-0.500000
5	0.00000	SLE	Max	-0.500000	-90.84	3	0.750000	-0.500000
5	0.28396	SLE	Max	-0.500000	-155.75	3	0.750000	-0.500000
5	0.00000	SLE	Min	-0.500000	-90.84	3	0.750000	-0.500000
5	0.28396	SLE	Min	-0.500000	-155.75	3	0.750000	-0.500000
5	0.00000	SLV	Max	-0.500000	-1561.84	1	-0.750000	-0.500000
5	0.28396	SLV	Max	-0.500000	-1840.37	1	-0.750000	-0.500000
5	0.00000	SLV	Min	-0.500000	-1561.84	1	-0.750000	-0.500000
5	0.28396	SLV	Min	-0.500000	-1840.37	1	-0.750000	-0.500000
6	0.00000	SLU	Max	-0.500000	-202.47	3	0.750000	-0.500000
6	0.28396	SLU	Max	-0.500000	-332.53	3	0.750000	-0.500000
6	0.00000	SLU	Min	-0.500000	-202.47	3	0.750000	-0.500000
6	0.28396	SLU	Min	-0.500000	-332.53	3	0.750000	-0.500000
6	0.00000	SLE	Max	-0.500000	-155.75	3	0.750000	-0.500000
6	0.28396	SLE	Max	-0.500000	-255.79	3	0.750000	-0.500000
6	0.00000	SLE	Min	-0.500000	-155.75	3	0.750000	-0.500000
6	0.28396	SLE	Min	-0.500000	-255.79	3	0.750000	-0.500000
6	0.00000	SLV	Max	-0.500000	-1840.37	1	-0.750000	-0.500000
6	0.28396	SLV	Max	-0.500000	-2180.47	1	-0.750000	-0.500000
6	0.00000	SLV	Min	-0.500000	-1840.37	1	-0.750000	-0.500000
6	0.28396	SLV	Min	-0.500000	-2180.47	1	-0.750000	-0.500000
7	0.00000	SLU	Max	-0.500000	-503.77	3	0.500000	-0.500000

Table: Element Forces - Frames, Part 3 of 4

Frame	Station m	OutputCase	StepType	x3S11Max m	S11Min KN/m2	PtS11Min	x2S11Min m	x3S11Min m
7	0.15729	SLU	Max	-0.500000	-667.55	3	0.500000	-0.500000
7	0.31457	SLU	Max	-0.500000	-822.56	3	0.500000	-0.500000
7	0.00000	SLU	Min	-0.500000	-503.77	3	0.500000	-0.500000
7	0.15729	SLU	Min	-0.500000	-667.55	3	0.500000	-0.500000
7	0.31457	SLU	Min	-0.500000	-822.56	3	0.500000	-0.500000
7	0.00000	SLE	Max	-0.500000	-387.51	3	0.500000	-0.500000
7	0.15729	SLE	Max	-0.500000	-513.50	3	0.500000	-0.500000
7	0.31457	SLE	Max	-0.500000	-632.74	3	0.500000	-0.500000
7	0.00000	SLE	Min	-0.500000	-387.51	3	0.500000	-0.500000
7	0.15729	SLE	Min	-0.500000	-513.50	3	0.500000	-0.500000
7	0.31457	SLE	Min	-0.500000	-632.74	3	0.500000	-0.500000
7	0.00000	SLV	Max	-0.500000	-3713.25	1	-0.500000	-0.500000
7	0.15729	SLV	Max	-0.500000	-2649.73	1	-0.500000	-0.500000
7	0.31457	SLV	Max	-0.500000	-1594.47	1	-0.500000	-0.500000
7	0.00000	SLV	Min	-0.500000	-3713.25	1	-0.500000	-0.500000
7	0.15729	SLV	Min	-0.500000	-2649.73	1	-0.500000	-0.500000
7	0.31457	SLV	Min	-0.500000	-1594.47	1	-0.500000	-0.500000
8	0.00000	SLU	Max	-0.500000	-829.28	3	0.500000	-0.500000
8	0.15729	SLU	Max	-0.500000	-979.84	3	0.500000	-0.500000
8	0.31457	SLU	Max	-0.500000	-1120.93	3	0.500000	-0.500000
8	0.00000	SLU	Min	-0.500000	-829.28	3	0.500000	-0.500000
8	0.15729	SLU	Min	-0.500000	-979.84	3	0.500000	-0.500000
8	0.31457	SLU	Min	-0.500000	-1120.93	3	0.500000	-0.500000
8	0.00000	SLE	Max	-0.500000	-637.91	3	0.500000	-0.500000
8	0.15729	SLE	Max	-0.500000	-753.72	3	0.500000	-0.500000
8	0.31457	SLE	Max	-0.500000	-862.26	3	0.500000	-0.500000
8	0.00000	SLE	Min	-0.500000	-637.91	3	0.500000	-0.500000
8	0.15729	SLE	Min	-0.500000	-753.72	3	0.500000	-0.500000
8	0.31457	SLE	Min	-0.500000	-862.26	3	0.500000	-0.500000
8	0.00000	SLV	Max	-0.500000	-1645.39	1	-0.500000	-0.500000
8	0.15729	SLV	Max	-0.500000	-1951.72	3	0.500000	-0.500000
8	0.31457	SLV	Max	-0.500000	-2963.84	3	0.500000	-0.500000
8	0.00000	SLV	Min	-0.500000	-1645.39	1	-0.500000	-0.500000
8	0.15729	SLV	Min	-0.500000	-1951.72	3	0.500000	-0.500000
8	0.31457	SLV	Min	-0.500000	-2963.84	3	0.500000	-0.500000
9	0.00000	SLU	Max	-0.500000	-1127.01	3	0.500000	-0.500000
9	0.15729	SLU	Max	-0.500000	-1264.45	3	0.500000	-0.500000
9	0.31457	SLU	Max	-0.500000	-1391.78	3	0.500000	-0.500000
9	0.00000	SLU	Min	-0.500000	-1127.01	3	0.500000	-0.500000
9	0.15729	SLU	Min	-0.500000	-1264.45	3	0.500000	-0.500000
9	0.31457	SLU	Min	-0.500000	-1391.78	3	0.500000	-0.500000
9	0.00000	SLE	Max	-0.500000	-866.93	3	0.500000	-0.500000
9	0.15729	SLE	Max	-0.500000	-972.66	3	0.500000	-0.500000
9	0.31457	SLE	Max	-0.500000	-1070.60	3	0.500000	-0.500000
9	0.00000	SLE	Min	-0.500000	-866.93	3	0.500000	-0.500000
9	0.15729	SLE	Min	-0.500000	-972.66	3	0.500000	-0.500000
9	0.31457	SLE	Min	-0.500000	-1070.60	3	0.500000	-0.500000
9	0.00000	SLV	Max	-0.500000	-3011.10	3	0.500000	-0.500000
9	0.15729	SLV	Max	-0.500000	-3954.99	3	0.500000	-0.500000
9	0.31457	SLV	Max	-0.500000	-4889.34	3	0.500000	-0.500000
9	0.00000	SLV	Min	-0.500000	-3011.10	3	0.500000	-0.500000
9	0.15729	SLV	Min	-0.500000	-3954.99	3	0.500000	-0.500000
9	0.31457	SLV	Min	-0.500000	-4889.34	3	0.500000	-0.500000
10	0.00000	SLU	Max	-0.500000	-1397.23	3	0.500000	-0.500000
10	0.15729	SLU	Max	-0.500000	-1522.22	3	0.500000	-0.500000
10	0.31457	SLU	Max	-0.500000	-1636.45	3	0.500000	-0.500000
10	0.00000	SLU	Min	-0.500000	-1397.23	3	0.500000	-0.500000
10	0.15729	SLU	Min	-0.500000	-1522.22	3	0.500000	-0.500000
10	0.31457	SLU	Min	-0.500000	-1636.45	3	0.500000	-0.500000

Table: Element Forces - Frames, Part 3 of 4

Frame	Station m	OutputCase	StepType	x3S11Max m	S11Min KN/m2	PtS11Min	x2S11Min m	x3S11Min m
10	0.00000	SLE	Max	-0.500000	-1074.79	3	0.500000	-0.500000
10	0.15729	SLE	Max	-0.500000	-1170.94	3	0.500000	-0.500000
10	0.31457	SLE	Max	-0.500000	-1258.81	3	0.500000	-0.500000
10	0.00000	SLE	Min	-0.500000	-1074.79	3	0.500000	-0.500000
10	0.15729	SLE	Min	-0.500000	-1170.94	3	0.500000	-0.500000
10	0.31457	SLE	Min	-0.500000	-1258.81	3	0.500000	-0.500000
10	0.00000	SLV	Max	-0.500000	-4932.72	3	0.500000	-0.500000
10	0.15729	SLV	Max	-0.500000	-5794.99	3	0.500000	-0.500000
10	0.31457	SLV	Max	-0.500000	-6647.11	3	0.500000	-0.500000
10	0.00000	SLV	Min	-0.500000	-4932.72	3	0.500000	-0.500000
10	0.15729	SLV	Min	-0.500000	-5794.99	3	0.500000	-0.500000
10	0.31457	SLV	Min	-0.500000	-6647.11	3	0.500000	-0.500000
11	0.00000	SLU	Max	-0.500000	-1641.33	3	0.500000	-0.500000
11	0.15729	SLU	Max	-0.500000	-1754.56	3	0.500000	-0.500000
11	0.31457	SLU	Max	-0.500000	-1856.42	3	0.500000	-0.500000
11	0.00000	SLU	Min	-0.500000	-1641.33	3	0.500000	-0.500000
11	0.15729	SLU	Min	-0.500000	-1754.56	3	0.500000	-0.500000
11	0.31457	SLU	Min	-0.500000	-1856.42	3	0.500000	-0.500000
11	0.00000	SLE	Max	-0.500000	-1262.56	3	0.500000	-0.500000
11	0.15729	SLE	Max	-0.500000	-1349.66	3	0.500000	-0.500000
11	0.31457	SLE	Max	-0.500000	-1428.01	3	0.500000	-0.500000
11	0.00000	SLE	Min	-0.500000	-1262.56	3	0.500000	-0.500000
11	0.15729	SLE	Min	-0.500000	-1349.66	3	0.500000	-0.500000
11	0.31457	SLE	Min	-0.500000	-1428.01	3	0.500000	-0.500000
11	0.00000	SLV	Max	-0.500000	-6686.39	3	0.500000	-0.500000
11	0.15729	SLV	Max	-0.500000	-7462.81	3	0.500000	-0.500000
11	0.31457	SLV	Max	-0.500000	-8228.51	3	0.500000	-0.500000
11	0.00000	SLV	Min	-0.500000	-6686.39	3	0.500000	-0.500000
11	0.15729	SLV	Min	-0.500000	-7462.81	3	0.500000	-0.500000
11	0.31457	SLV	Min	-0.500000	-8228.51	3	0.500000	-0.500000
12	0.00000	SLU	Max	-0.500000	-1860.75	3	0.500000	-0.500000
12	0.15729	SLU	Max	-0.500000	-1962.95	3	0.500000	-0.500000
12	0.31457	SLU	Max	-0.500000	-2053.18	3	0.500000	-0.500000
12	0.00000	SLU	Min	-0.500000	-1860.75	3	0.500000	-0.500000
12	0.15729	SLU	Min	-0.500000	-1962.95	3	0.500000	-0.500000
12	0.31457	SLU	Min	-0.500000	-2053.18	3	0.500000	-0.500000
12	0.00000	SLE	Max	-0.500000	-1431.34	3	0.500000	-0.500000
12	0.15729	SLE	Max	-0.500000	-1509.96	3	0.500000	-0.500000
12	0.31457	SLE	Max	-0.500000	-1579.37	3	0.500000	-0.500000
12	0.00000	SLE	Min	-0.500000	-1431.34	3	0.500000	-0.500000
12	0.15729	SLE	Min	-0.500000	-1509.96	3	0.500000	-0.500000
12	0.31457	SLE	Min	-0.500000	-1579.37	3	0.500000	-0.500000
12	0.00000	SLV	Max	-0.500000	-8263.49	3	0.500000	-0.500000
12	0.15729	SLV	Max	-0.500000	-8950.13	3	0.500000	-0.500000
12	0.31457	SLV	Max	-0.500000	-9625.47	3	0.500000	-0.500000
12	0.00000	SLV	Min	-0.500000	-8263.49	3	0.500000	-0.500000
12	0.15729	SLV	Min	-0.500000	-8950.13	3	0.500000	-0.500000
12	0.31457	SLV	Min	-0.500000	-9625.47	3	0.500000	-0.500000
13	0.00000	SLU	Max	-0.500000	-2057.00	3	0.500000	-0.500000
13	0.15729	SLU	Max	-0.500000	-2148.92	3	0.500000	-0.500000
13	0.31457	SLU	Max	-0.500000	-2228.30	3	0.500000	-0.500000
13	0.00000	SLU	Min	-0.500000	-2057.00	3	0.500000	-0.500000
13	0.15729	SLU	Min	-0.500000	-2148.92	3	0.500000	-0.500000
13	0.31457	SLU	Min	-0.500000	-2228.30	3	0.500000	-0.500000
13	0.00000	SLE	Max	-0.500000	-1582.31	3	0.500000	-0.500000
13	0.15729	SLE	Max	-0.500000	-1653.02	3	0.500000	-0.500000
13	0.31457	SLE	Max	-0.500000	-1714.07	3	0.500000	-0.500000
13	0.00000	SLE	Min	-0.500000	-1582.31	3	0.500000	-0.500000
13	0.15729	SLE	Min	-0.500000	-1653.02	3	0.500000	-0.500000

Table: Element Forces - Frames, Part 3 of 4

Frame	Station m	OutputCase	StepType	x3S11Max m	S11Min KN/m2	PtS11Min	x2S11Min m	x3S11Min m
13	0.31457	SLE	Min	-0.500000	-1714.07	3	0.500000	-0.500000
13	0.00000	SLV	Max	-0.500000	-9655.98	3	0.500000	-0.500000
13	0.15729	SLV	Max	-0.500000	-10250.33	3	0.500000	-0.500000
13	0.31457	SLV	Max	-0.500000	-10832.85	3	0.500000	-0.500000
13	0.00000	SLV	Min	-0.500000	-9655.98	3	0.500000	-0.500000
13	0.15729	SLV	Min	-0.500000	-10250.33	3	0.500000	-0.500000
13	0.31457	SLV	Min	-0.500000	-10832.85	3	0.500000	-0.500000
14	0.00000	SLU	Max	-0.500000	-2231.64	3	0.500000	-0.500000
14	0.15729	SLU	Max	-0.500000	-2314.02	3	0.500000	-0.500000
14	0.31457	SLU	Max	-0.500000	-2383.31	3	0.500000	-0.500000
14	0.00000	SLU	Min	-0.500000	-2231.64	3	0.500000	-0.500000
14	0.15729	SLU	Min	-0.500000	-2314.02	3	0.500000	-0.500000
14	0.31457	SLU	Min	-0.500000	-2383.31	3	0.500000	-0.500000
14	0.00000	SLE	Max	-0.500000	-1716.65	3	0.500000	-0.500000
14	0.15729	SLE	Max	-0.500000	-1780.02	3	0.500000	-0.500000
14	0.31457	SLE	Max	-0.500000	-1833.32	3	0.500000	-0.500000
14	0.00000	SLE	Min	-0.500000	-1716.65	3	0.500000	-0.500000
14	0.15729	SLE	Min	-0.500000	-1780.02	3	0.500000	-0.500000
14	0.31457	SLE	Min	-0.500000	-1833.32	3	0.500000	-0.500000
14	0.00000	SLV	Max	-0.500000	-10859.04	3	0.500000	-0.500000
14	0.15729	SLV	Max	-0.500000	-11369.23	3	0.500000	-0.500000
14	0.31457	SLV	Max	-0.500000	-11867.08	3	0.500000	-0.500000
14	0.00000	SLV	Min	-0.500000	-10859.04	3	0.500000	-0.500000
14	0.15729	SLV	Min	-0.500000	-11369.23	3	0.500000	-0.500000
14	0.31457	SLV	Min	-0.500000	-11867.08	3	0.500000	-0.500000
15	0.00000	SLU	Max	-0.500000	-2386.23	3	0.500000	-0.500000
15	0.15729	SLU	Max	-0.500000	-2459.80	3	0.500000	-0.500000
15	0.31457	SLU	Max	-0.500000	-2519.78	3	0.500000	-0.500000
15	0.00000	SLU	Min	-0.500000	-2386.23	3	0.500000	-0.500000
15	0.15729	SLU	Min	-0.500000	-2459.80	3	0.500000	-0.500000
15	0.31457	SLU	Min	-0.500000	-2519.78	3	0.500000	-0.500000
15	0.00000	SLE	Max	-0.500000	-1835.56	3	0.500000	-0.500000
15	0.15729	SLE	Max	-0.500000	-1892.16	3	0.500000	-0.500000
15	0.31457	SLE	Max	-0.500000	-1938.29	3	0.500000	-0.500000
15	0.00000	SLE	Min	-0.500000	-1835.56	3	0.500000	-0.500000
15	0.15729	SLE	Min	-0.500000	-1892.16	3	0.500000	-0.500000
15	0.31457	SLE	Min	-0.500000	-1938.29	3	0.500000	-0.500000
15	0.00000	SLV	Max	-0.500000	-11889.36	3	0.500000	-0.500000
15	0.15729	SLV	Max	-0.500000	-12323.60	3	0.500000	-0.500000
15	0.31457	SLV	Max	-0.500000	-12745.02	3	0.500000	-0.500000
15	0.00000	SLV	Min	-0.500000	-11889.36	3	0.500000	-0.500000
15	0.15729	SLV	Min	-0.500000	-12323.60	3	0.500000	-0.500000
15	0.31457	SLV	Min	-0.500000	-12745.02	3	0.500000	-0.500000
16	0.00000	SLU	Max	-0.500000	-2522.30	3	0.500000	-0.500000
16	0.15729	SLU	Max	-0.500000	-2587.81	3	0.500000	-0.500000
16	0.31457	SLU	Max	-0.500000	-2639.24	3	0.500000	-0.500000
16	0.00000	SLU	Min	-0.500000	-2522.30	3	0.500000	-0.500000
16	0.15729	SLU	Min	-0.500000	-2587.81	3	0.500000	-0.500000
16	0.31457	SLU	Min	-0.500000	-2639.24	3	0.500000	-0.500000
16	0.00000	SLE	Max	-0.500000	-1940.23	3	0.500000	-0.500000
16	0.15729	SLE	Max	-0.500000	-1990.63	3	0.500000	-0.500000
16	0.31457	SLE	Max	-0.500000	-2030.18	3	0.500000	-0.500000
16	0.00000	SLE	Min	-0.500000	-1940.23	3	0.500000	-0.500000
16	0.15729	SLE	Min	-0.500000	-1990.63	3	0.500000	-0.500000
16	0.31457	SLE	Min	-0.500000	-2030.18	3	0.500000	-0.500000
16	0.00000	SLV	Max	-0.500000	-12763.79	3	0.500000	-0.500000
16	0.15729	SLV	Max	-0.500000	-13130.07	3	0.500000	-0.500000
16	0.31457	SLV	Max	-0.500000	-13483.08	3	0.500000	-0.500000
16	0.00000	SLV	Min	-0.500000	-12763.79	3	0.500000	-0.500000

Table: Element Forces - Frames, Part 3 of 4

Frame	Station m	OutputCase	StepType	x3S11Max m	S11Min KN/m2	PtS11Min	x2S11Min m	x3S11Min m
16	0.15729	SLV	Min	-0.500000	-13130.07	3	0.500000	-0.500000
16	0.31457	SLV	Min	-0.500000	-13483.08	3	0.500000	-0.500000
17	0.00000	SLU	Max	-0.500000	-2641.40	3	0.500000	-0.500000
17	0.15729	SLU	Max	-0.500000	-2699.55	3	0.500000	-0.500000
17	0.31457	SLU	Max	-0.500000	-2743.16	3	0.500000	-0.500000
17	0.00000	SLU	Min	-0.500000	-2641.40	3	0.500000	-0.500000
17	0.15729	SLU	Min	-0.500000	-2699.55	3	0.500000	-0.500000
17	0.31457	SLU	Min	-0.500000	-2743.16	3	0.500000	-0.500000
17	0.00000	SLE	Max	-0.500000	-2031.85	3	0.500000	-0.500000
17	0.15729	SLE	Max	-0.500000	-2076.58	3	0.500000	-0.500000
17	0.31457	SLE	Max	-0.500000	-2110.12	3	0.500000	-0.500000
17	0.00000	SLE	Min	-0.500000	-2031.85	3	0.500000	-0.500000
17	0.15729	SLE	Min	-0.500000	-2076.58	3	0.500000	-0.500000
17	0.31457	SLE	Min	-0.500000	-2110.12	3	0.500000	-0.500000
17	0.00000	SLV	Max	-0.500000	-13498.73	3	0.500000	-0.500000
17	0.15729	SLV	Max	-0.500000	-13804.76	3	0.500000	-0.500000
17	0.31457	SLV	Max	-0.500000	-14097.09	3	0.500000	-0.500000
17	0.00000	SLV	Min	-0.500000	-13498.73	3	0.500000	-0.500000
17	0.15729	SLV	Min	-0.500000	-13804.76	3	0.500000	-0.500000
17	0.31457	SLV	Min	-0.500000	-14097.09	3	0.500000	-0.500000
18	0.00000	SLU	Max	-0.500000	-2745.01	3	0.500000	-0.500000
18	0.15729	SLU	Max	-0.500000	-2796.48	3	0.500000	-0.500000
18	0.31457	SLU	Max	-0.500000	-2832.99	3	0.500000	-0.500000
18	0.00000	SLU	Min	-0.500000	-2745.01	3	0.500000	-0.500000
18	0.15729	SLU	Min	-0.500000	-2796.48	3	0.500000	-0.500000
18	0.31457	SLU	Min	-0.500000	-2832.99	3	0.500000	-0.500000
18	0.00000	SLE	Max	-0.500000	-2111.55	3	0.500000	-0.500000
18	0.15729	SLE	Max	-0.500000	-2151.14	3	0.500000	-0.500000
18	0.31457	SLE	Max	-0.500000	-2179.22	3	0.500000	-0.500000
18	0.00000	SLE	Min	-0.500000	-2111.55	3	0.500000	-0.500000
18	0.15729	SLE	Min	-0.500000	-2151.14	3	0.500000	-0.500000
18	0.31457	SLE	Min	-0.500000	-2179.22	3	0.500000	-0.500000
18	0.00000	SLV	Max	-0.500000	-14109.99	3	0.500000	-0.500000
18	0.15729	SLV	Max	-0.500000	-14363.12	3	0.500000	-0.500000
18	0.31457	SLV	Max	-0.500000	-14602.15	3	0.500000	-0.500000
18	0.00000	SLV	Min	-0.500000	-14109.99	3	0.500000	-0.500000
18	0.15729	SLV	Min	-0.500000	-14363.12	3	0.500000	-0.500000
18	0.31457	SLV	Min	-0.500000	-14602.15	3	0.500000	-0.500000
19	0.00000	SLU	Max	-0.500000	-2834.55	3	0.500000	-0.500000
19	0.15729	SLU	Max	-0.500000	-2880.00	3	0.500000	-0.500000
19	0.31457	SLU	Max	-0.500000	-2910.08	3	0.500000	-0.500000
19	0.00000	SLU	Min	-0.500000	-2834.55	3	0.500000	-0.500000
19	0.15729	SLU	Min	-0.500000	-2880.00	3	0.500000	-0.500000
19	0.31457	SLU	Min	-0.500000	-2910.08	3	0.500000	-0.500000
19	0.00000	SLE	Max	-0.500000	-2180.43	3	0.500000	-0.500000
19	0.15729	SLE	Max	-0.500000	-2215.38	3	0.500000	-0.500000
19	0.31457	SLE	Max	-0.500000	-2238.53	3	0.500000	-0.500000
19	0.00000	SLE	Min	-0.500000	-2180.43	3	0.500000	-0.500000
19	0.15729	SLE	Min	-0.500000	-2215.38	3	0.500000	-0.500000
19	0.31457	SLE	Min	-0.500000	-2238.53	3	0.500000	-0.500000
19	0.00000	SLV	Max	-0.500000	-14612.65	3	0.500000	-0.500000
19	0.15729	SLV	Max	-0.500000	-14819.83	3	0.500000	-0.500000
19	0.31457	SLV	Max	-0.500000	-15012.53	3	0.500000	-0.500000
19	0.00000	SLV	Min	-0.500000	-14612.65	3	0.500000	-0.500000
19	0.15729	SLV	Min	-0.500000	-14819.83	3	0.500000	-0.500000
19	0.31457	SLV	Min	-0.500000	-15012.53	3	0.500000	-0.500000
20	0.00000	SLU	Max	-0.500000	-3041.61	3	0.500000	-0.500000
20	0.12642	SLU	Max	-0.500000	-3064.77	3	0.500000	-0.500000
20	0.25284	SLU	Max	-0.500000	-3077.37	3	0.500000	-0.500000

Table: Element Forces - Frames, Part 3 of 4

Frame	Station m	OutputCase	StepType	x3S11Max m	S11Min KN/m2	PtS11Min	x2S11Min m	x3S11Min m
20	0.00000	SLU	Min	-0.500000	-3041.61	3	0.500000	-0.500000
20	0.12642	SLU	Min	-0.500000	-3064.77	3	0.500000	-0.500000
20	0.25284	SLU	Min	-0.500000	-3077.37	3	0.500000	-0.500000
20	0.00000	SLE	Max	-0.500000	-2339.70	3	0.500000	-0.500000
20	0.12642	SLE	Max	-0.500000	-2357.52	3	0.500000	-0.500000
20	0.25284	SLE	Max	-0.500000	-2367.21	3	0.500000	-0.500000
20	0.00000	SLE	Min	-0.500000	-2339.70	3	0.500000	-0.500000
20	0.12642	SLE	Min	-0.500000	-2357.52	3	0.500000	-0.500000
20	0.25284	SLE	Min	-0.500000	-2367.21	3	0.500000	-0.500000
20	0.00000	SLV	Max	-0.500000	-15649.48	3	0.500000	-0.500000
20	0.12642	SLV	Max	-0.500000	-15731.71	3	0.500000	-0.500000
20	0.25284	SLV	Max	-0.500000	-15803.98	3	0.500000	-0.500000
20	0.00000	SLV	Min	-0.500000	-15649.48	3	0.500000	-0.500000
20	0.12642	SLV	Min	-0.500000	-15731.71	3	0.500000	-0.500000
20	0.25284	SLV	Min	-0.500000	-15803.98	3	0.500000	-0.500000
21	0.00000	SLU	Max	-0.500000	-3078.00	3	0.500000	-0.500000
21	0.15729	SLU	Max	-0.500000	-3104.93	3	0.500000	-0.500000
21	0.31457	SLU	Max	-0.500000	-3115.27	3	0.500000	-0.500000
21	0.00000	SLU	Min	-0.500000	-3078.00	3	0.500000	-0.500000
21	0.15729	SLU	Min	-0.500000	-3104.93	3	0.500000	-0.500000
21	0.31457	SLU	Min	-0.500000	-3115.27	3	0.500000	-0.500000
21	0.00000	SLE	Max	-0.500000	-2367.69	3	0.500000	-0.500000
21	0.15729	SLE	Max	-0.500000	-2388.41	3	0.500000	-0.500000
21	0.31457	SLE	Max	-0.500000	-2396.36	3	0.500000	-0.500000
21	0.00000	SLE	Min	-0.500000	-2367.69	3	0.500000	-0.500000
21	0.15729	SLE	Min	-0.500000	-2388.41	3	0.500000	-0.500000
21	0.31457	SLE	Min	-0.500000	-2396.36	3	0.500000	-0.500000
21	0.00000	SLV	Max	-0.500000	-15807.38	3	0.500000	-0.500000
21	0.15729	SLV	Max	-0.500000	-15890.41	3	0.500000	-0.500000
21	0.31457	SLV	Max	-0.500000	-15957.82	3	0.500000	-0.500000
21	0.00000	SLV	Min	-0.500000	-15807.38	3	0.500000	-0.500000
21	0.15729	SLV	Min	-0.500000	-15890.41	3	0.500000	-0.500000
21	0.31457	SLV	Min	-0.500000	-15957.82	3	0.500000	-0.500000
22	0.00000	SLU	Max	-0.500000	-3115.85	3	0.500000	-0.500000
22	0.15729	SLU	Max	-0.500000	-3139.30	3	0.500000	-0.500000
22	0.31457	SLU	Max	-0.500000	-3145.94	3	0.500000	-0.500000
22	0.00000	SLU	Min	-0.500000	-3115.85	3	0.500000	-0.500000
22	0.15729	SLU	Min	-0.500000	-3139.30	3	0.500000	-0.500000
22	0.31457	SLU	Min	-0.500000	-3145.94	3	0.500000	-0.500000
22	0.00000	SLE	Max	-0.500000	-2396.81	3	0.500000	-0.500000
22	0.15729	SLE	Max	-0.500000	-2414.84	3	0.500000	-0.500000
22	0.31457	SLE	Max	-0.500000	-2419.95	3	0.500000	-0.500000
22	0.00000	SLE	Min	-0.500000	-2396.81	3	0.500000	-0.500000
22	0.15729	SLE	Min	-0.500000	-2414.84	3	0.500000	-0.500000
22	0.31457	SLE	Min	-0.500000	-2419.95	3	0.500000	-0.500000
22	0.00000	SLV	Max	-0.500000	-15960.79	3	0.500000	-0.500000
22	0.15729	SLV	Max	-0.500000	-16024.95	3	0.500000	-0.500000
22	0.31457	SLV	Max	-0.500000	-16073.27	3	0.500000	-0.500000
22	0.00000	SLV	Min	-0.500000	-15960.79	3	0.500000	-0.500000
22	0.15729	SLV	Min	-0.500000	-16024.95	3	0.500000	-0.500000
22	0.31457	SLV	Min	-0.500000	-16073.27	3	0.500000	-0.500000
23	0.00000	SLU	Max	-0.500000	-3146.39	3	0.500000	-0.500000
23	0.15729	SLU	Max	-0.500000	-3166.69	3	0.500000	-0.500000
23	0.31457	SLU	Max	-0.500000	-3170.01	3	0.500000	-0.500000
23	0.00000	SLU	Min	-0.500000	-3146.39	3	0.500000	-0.500000
23	0.15729	SLU	Min	-0.500000	-3166.69	3	0.500000	-0.500000
23	0.31457	SLU	Min	-0.500000	-3170.01	3	0.500000	-0.500000
23	0.00000	SLE	Max	-0.500000	-2420.30	3	0.500000	-0.500000
23	0.15729	SLE	Max	-0.500000	-2435.92	3	0.500000	-0.500000

Table: Element Forces - Frames, Part 3 of 4

Frame	Station m	OutputCase	StepType	x3S11Max m	S11Min KN/m2	PtS11Min	x2S11Min m	x3S11Min m
23	0.31457	SLE	Max	-0.500000	-2438.47	3	0.500000	-0.500000
23	0.00000	SLE	Min	-0.500000	-2420.30	3	0.500000	-0.500000
23	0.15729	SLE	Min	-0.500000	-2435.92	3	0.500000	-0.500000
23	0.31457	SLE	Min	-0.500000	-2438.47	3	0.500000	-0.500000
23	0.00000	SLV	Max	-0.500000	-16075.45	3	0.500000	-0.500000
23	0.15729	SLV	Max	-0.500000	-16124.39	3	0.500000	-0.500000
23	0.31457	SLV	Max	-0.500000	-16157.33	3	0.500000	-0.500000
23	0.00000	SLV	Min	-0.500000	-16075.45	3	0.500000	-0.500000
23	0.15729	SLV	Min	-0.500000	-16124.39	3	0.500000	-0.500000
23	0.31457	SLV	Min	-0.500000	-16157.33	3	0.500000	-0.500000
24	0.00000	SLU	Max	-0.500000	-3170.35	3	0.500000	-0.500000
24	0.15729	SLU	Max	-0.500000	-3187.79	3	0.500000	-0.500000
24	0.31457	SLU	Max	-0.500000	-3188.09	3	0.500000	-0.500000
24	0.00000	SLU	Min	-0.500000	-3170.35	3	0.500000	-0.500000
24	0.15729	SLU	Min	-0.500000	-3187.79	3	0.500000	-0.500000
24	0.31457	SLU	Min	-0.500000	-3188.09	3	0.500000	-0.500000
24	0.00000	SLE	Max	-0.500000	-2438.73	3	0.500000	-0.500000
24	0.15729	SLE	Max	-0.500000	-2452.15	3	0.500000	-0.500000
24	0.31457	SLE	Max	-0.500000	-2452.38	3	0.500000	-0.500000
24	0.00000	SLE	Min	-0.500000	-2438.73	3	0.500000	-0.500000
24	0.15729	SLE	Min	-0.500000	-2452.15	3	0.500000	-0.500000
24	0.31457	SLE	Min	-0.500000	-2452.38	3	0.500000	-0.500000
24	0.00000	SLV	Max	-0.500000	-16158.87	3	0.500000	-0.500000
24	0.15729	SLV	Max	-0.500000	-16195.61	3	0.500000	-0.500000
24	0.31457	SLV	Max	-0.500000	-16216.20	3	0.500000	-0.500000
24	0.00000	SLV	Min	-0.500000	-16158.87	3	0.500000	-0.500000
24	0.15729	SLV	Min	-0.500000	-16195.61	3	0.500000	-0.500000
24	0.31457	SLV	Min	-0.500000	-16216.20	3	0.500000	-0.500000
25	0.00000	SLU	Max	-0.500000	-3188.34	3	0.500000	-0.500000
25	0.15729	SLU	Max	-0.500000	-3203.13	3	0.500000	-0.500000
25	0.31457	SLU	Max	-0.500000	-3200.68	3	0.500000	-0.500000
25	0.00000	SLU	Min	-0.500000	-3188.34	3	0.500000	-0.500000
25	0.15729	SLU	Min	-0.500000	-3203.13	3	0.500000	-0.500000
25	0.31457	SLU	Min	-0.500000	-3200.68	3	0.500000	-0.500000
25	0.00000	SLE	Max	-0.500000	-2452.57	3	0.500000	-0.500000
25	0.15729	SLE	Max	-0.500000	-2463.95	3	0.500000	-0.500000
25	0.31457	SLE	Max	-0.500000	-2462.06	3	0.500000	-0.500000
25	0.00000	SLE	Min	-0.500000	-2452.57	3	0.500000	-0.500000
25	0.15729	SLE	Min	-0.500000	-2463.95	3	0.500000	-0.500000
25	0.31457	SLE	Min	-0.500000	-2462.06	3	0.500000	-0.500000
25	0.00000	SLV	Max	-0.500000	-16217.24	3	0.500000	-0.500000
25	0.15729	SLV	Max	-0.500000	-16244.14	3	0.500000	-0.500000
25	0.31457	SLV	Max	-0.500000	-16254.79	3	0.500000	-0.500000
25	0.00000	SLV	Min	-0.500000	-16217.24	3	0.500000	-0.500000
25	0.15729	SLV	Min	-0.500000	-16244.14	3	0.500000	-0.500000
25	0.31457	SLV	Min	-0.500000	-16254.79	3	0.500000	-0.500000
26	0.00000	SLU	Max	-0.500000	-3200.83	3	0.500000	-0.500000
26	0.15729	SLU	Max	-0.500000	-3213.13	3	0.500000	-0.500000
26	0.31457	SLU	Max	-0.500000	-3208.10	3	0.500000	-0.500000
26	0.00000	SLU	Min	-0.500000	-3200.83	3	0.500000	-0.500000
26	0.15729	SLU	Min	-0.500000	-3213.13	3	0.500000	-0.500000
26	0.31457	SLU	Min	-0.500000	-3208.10	3	0.500000	-0.500000
26	0.00000	SLE	Max	-0.500000	-2462.18	3	0.500000	-0.500000
26	0.15729	SLE	Max	-0.500000	-2471.64	3	0.500000	-0.500000
26	0.31457	SLE	Max	-0.500000	-2467.77	3	0.500000	-0.500000
26	0.00000	SLE	Min	-0.500000	-2462.18	3	0.500000	-0.500000
26	0.15729	SLE	Min	-0.500000	-2471.64	3	0.500000	-0.500000
26	0.31457	SLE	Min	-0.500000	-2467.77	3	0.500000	-0.500000
26	0.00000	SLV	Max	-0.500000	-16255.42	3	0.500000	-0.500000

Table: Element Forces - Frames, Part 3 of 4

Frame	Station m	OutputCase	StepType	x3S11Max m	S11Min KN/m2	PtS11Min	x2S11Min m	x3S11Min m
26	0.15729	SLV	Max	-0.500000	-16274.16	3	0.500000	-0.500000
26	0.31457	SLV	Max	-0.500000	-16276.58	3	0.500000	-0.500000
26	0.00000	SLV	Min	-0.500000	-16255.42	3	0.500000	-0.500000
26	0.15729	SLV	Min	-0.500000	-16274.16	3	0.500000	-0.500000
26	0.31457	SLV	Min	-0.500000	-16276.58	3	0.500000	-0.500000
27	0.00000	SLU	Max	-0.500000	-3208.18	3	0.500000	-0.500000
27	0.15729	SLU	Max	-0.500000	-3218.06	3	0.500000	-0.500000
27	0.31457	SLU	Max	-0.500000	-3210.58	3	0.500000	-0.500000
27	0.00000	SLU	Min	-0.500000	-3208.18	3	0.500000	-0.500000
27	0.15729	SLU	Min	-0.500000	-3218.06	3	0.500000	-0.500000
27	0.31457	SLU	Min	-0.500000	-3210.58	3	0.500000	-0.500000
27	0.00000	SLE	Max	-0.500000	-2467.83	3	0.500000	-0.500000
27	0.15729	SLE	Max	-0.500000	-2475.43	3	0.500000	-0.500000
27	0.31457	SLE	Max	-0.500000	-2469.68	3	0.500000	-0.500000
27	0.00000	SLE	Min	-0.500000	-2467.83	3	0.500000	-0.500000
27	0.15729	SLE	Min	-0.500000	-2475.43	3	0.500000	-0.500000
27	0.31457	SLE	Min	-0.500000	-2469.68	3	0.500000	-0.500000
27	0.00000	SLV	Max	-0.500000	-16276.88	3	0.500000	-0.500000
27	0.15729	SLV	Max	-0.500000	-16288.47	3	0.500000	-0.500000
27	0.31457	SLV	Max	-0.500000	-16283.70	3	0.500000	-0.500000
27	0.00000	SLV	Min	-0.500000	-16276.88	3	0.500000	-0.500000
27	0.15729	SLV	Min	-0.500000	-16288.47	3	0.500000	-0.500000
27	0.31457	SLV	Min	-0.500000	-16283.70	3	0.500000	-0.500000
28	0.00000	SLU	Max	-0.500000	-503.77	3	0.500000	-0.500000
28	0.15729	SLU	Max	-0.500000	-667.55	3	0.500000	-0.500000
28	0.31457	SLU	Max	-0.500000	-822.56	3	0.500000	-0.500000
28	0.00000	SLU	Min	-0.500000	-503.77	3	0.500000	-0.500000
28	0.15729	SLU	Min	-0.500000	-667.55	3	0.500000	-0.500000
28	0.31457	SLU	Min	-0.500000	-822.56	3	0.500000	-0.500000
28	0.00000	SLE	Max	-0.500000	-387.51	3	0.500000	-0.500000
28	0.15729	SLE	Max	-0.500000	-513.50	3	0.500000	-0.500000
28	0.31457	SLE	Max	-0.500000	-632.74	3	0.500000	-0.500000
28	0.00000	SLE	Min	-0.500000	-387.51	3	0.500000	-0.500000
28	0.15729	SLE	Min	-0.500000	-513.50	3	0.500000	-0.500000
28	0.31457	SLE	Min	-0.500000	-632.74	3	0.500000	-0.500000
28	0.00000	SLV	Max	-0.500000	-3713.25	1	-0.500000	-0.500000
28	0.15729	SLV	Max	-0.500000	-2649.73	1	-0.500000	-0.500000
28	0.31457	SLV	Max	-0.500000	-1594.47	1	-0.500000	-0.500000
28	0.00000	SLV	Min	-0.500000	-3713.25	1	-0.500000	-0.500000
28	0.15729	SLV	Min	-0.500000	-2649.73	1	-0.500000	-0.500000
28	0.31457	SLV	Min	-0.500000	-1594.47	1	-0.500000	-0.500000
29	0.00000	SLU	Max	-0.500000	-829.28	3	0.500000	-0.500000
29	0.15729	SLU	Max	-0.500000	-979.84	3	0.500000	-0.500000
29	0.31457	SLU	Max	-0.500000	-1120.93	3	0.500000	-0.500000
29	0.00000	SLU	Min	-0.500000	-829.28	3	0.500000	-0.500000
29	0.15729	SLU	Min	-0.500000	-979.84	3	0.500000	-0.500000
29	0.31457	SLU	Min	-0.500000	-1120.93	3	0.500000	-0.500000
29	0.00000	SLE	Max	-0.500000	-637.91	3	0.500000	-0.500000
29	0.15729	SLE	Max	-0.500000	-753.72	3	0.500000	-0.500000
29	0.31457	SLE	Max	-0.500000	-862.26	3	0.500000	-0.500000
29	0.00000	SLE	Min	-0.500000	-637.91	3	0.500000	-0.500000
29	0.15729	SLE	Min	-0.500000	-753.72	3	0.500000	-0.500000
29	0.31457	SLE	Min	-0.500000	-862.26	3	0.500000	-0.500000
29	0.00000	SLV	Max	-0.500000	-1645.39	1	-0.500000	-0.500000
29	0.15729	SLV	Max	-0.500000	-1951.72	3	0.500000	-0.500000
29	0.31457	SLV	Max	-0.500000	-2963.84	3	0.500000	-0.500000
29	0.00000	SLV	Min	-0.500000	-1645.39	1	-0.500000	-0.500000
29	0.15729	SLV	Min	-0.500000	-1951.72	3	0.500000	-0.500000
29	0.31457	SLV	Min	-0.500000	-2963.84	3	0.500000	-0.500000

Table: Element Forces - Frames, Part 3 of 4

Frame	Station m	OutputCase	StepType	x3S11Max m	S11Min KN/m2	PtS11Min	x2S11Min m	x3S11Min m
30	0.00000	SLU	Max	-0.500000	-1127.01	3	0.500000	-0.500000
30	0.15729	SLU	Max	-0.500000	-1264.45	3	0.500000	-0.500000
30	0.31457	SLU	Max	-0.500000	-1391.78	3	0.500000	-0.500000
30	0.00000	SLU	Min	-0.500000	-1127.01	3	0.500000	-0.500000
30	0.15729	SLU	Min	-0.500000	-1264.45	3	0.500000	-0.500000
30	0.31457	SLU	Min	-0.500000	-1391.78	3	0.500000	-0.500000
30	0.00000	SLE	Max	-0.500000	-866.93	3	0.500000	-0.500000
30	0.15729	SLE	Max	-0.500000	-972.66	3	0.500000	-0.500000
30	0.31457	SLE	Max	-0.500000	-1070.60	3	0.500000	-0.500000
30	0.00000	SLE	Min	-0.500000	-866.93	3	0.500000	-0.500000
30	0.15729	SLE	Min	-0.500000	-972.66	3	0.500000	-0.500000
30	0.31457	SLE	Min	-0.500000	-1070.60	3	0.500000	-0.500000
30	0.00000	SLV	Max	-0.500000	-3011.10	3	0.500000	-0.500000
30	0.15729	SLV	Max	-0.500000	-3954.99	3	0.500000	-0.500000
30	0.31457	SLV	Max	-0.500000	-4889.34	3	0.500000	-0.500000
30	0.00000	SLV	Min	-0.500000	-3011.10	3	0.500000	-0.500000
30	0.15729	SLV	Min	-0.500000	-3954.99	3	0.500000	-0.500000
30	0.31457	SLV	Min	-0.500000	-4889.34	3	0.500000	-0.500000
31	0.00000	SLU	Max	-0.500000	-1397.23	3	0.500000	-0.500000
31	0.15729	SLU	Max	-0.500000	-1522.22	3	0.500000	-0.500000
31	0.31457	SLU	Max	-0.500000	-1636.45	3	0.500000	-0.500000
31	0.00000	SLU	Min	-0.500000	-1397.23	3	0.500000	-0.500000
31	0.15729	SLU	Min	-0.500000	-1522.22	3	0.500000	-0.500000
31	0.31457	SLU	Min	-0.500000	-1636.45	3	0.500000	-0.500000
31	0.00000	SLE	Max	-0.500000	-1074.79	3	0.500000	-0.500000
31	0.15729	SLE	Max	-0.500000	-1170.94	3	0.500000	-0.500000
31	0.31457	SLE	Max	-0.500000	-1258.81	3	0.500000	-0.500000
31	0.00000	SLE	Min	-0.500000	-1074.79	3	0.500000	-0.500000
31	0.15729	SLE	Min	-0.500000	-1170.94	3	0.500000	-0.500000
31	0.31457	SLE	Min	-0.500000	-1258.81	3	0.500000	-0.500000
31	0.00000	SLV	Max	-0.500000	-4932.72	3	0.500000	-0.500000
31	0.15729	SLV	Max	-0.500000	-5794.99	3	0.500000	-0.500000
31	0.31457	SLV	Max	-0.500000	-6647.11	3	0.500000	-0.500000
31	0.00000	SLV	Min	-0.500000	-4932.72	3	0.500000	-0.500000
31	0.15729	SLV	Min	-0.500000	-5794.99	3	0.500000	-0.500000
31	0.31457	SLV	Min	-0.500000	-6647.11	3	0.500000	-0.500000
32	0.00000	SLU	Max	-0.500000	-1641.33	3	0.500000	-0.500000
32	0.15729	SLU	Max	-0.500000	-1754.56	3	0.500000	-0.500000
32	0.31457	SLU	Max	-0.500000	-1856.42	3	0.500000	-0.500000
32	0.00000	SLU	Min	-0.500000	-1641.33	3	0.500000	-0.500000
32	0.15729	SLU	Min	-0.500000	-1754.56	3	0.500000	-0.500000
32	0.31457	SLU	Min	-0.500000	-1856.42	3	0.500000	-0.500000
32	0.00000	SLE	Max	-0.500000	-1262.56	3	0.500000	-0.500000
32	0.15729	SLE	Max	-0.500000	-1349.66	3	0.500000	-0.500000
32	0.31457	SLE	Max	-0.500000	-1428.01	3	0.500000	-0.500000
32	0.00000	SLE	Min	-0.500000	-1262.56	3	0.500000	-0.500000
32	0.15729	SLE	Min	-0.500000	-1349.66	3	0.500000	-0.500000
32	0.31457	SLE	Min	-0.500000	-1428.01	3	0.500000	-0.500000
32	0.00000	SLV	Max	-0.500000	-6686.39	3	0.500000	-0.500000
32	0.15729	SLV	Max	-0.500000	-7462.81	3	0.500000	-0.500000
32	0.31457	SLV	Max	-0.500000	-8228.51	3	0.500000	-0.500000
32	0.00000	SLV	Min	-0.500000	-6686.39	3	0.500000	-0.500000
32	0.15729	SLV	Min	-0.500000	-7462.81	3	0.500000	-0.500000
32	0.31457	SLV	Min	-0.500000	-8228.51	3	0.500000	-0.500000
33	0.00000	SLU	Max	-0.500000	-1860.75	3	0.500000	-0.500000
33	0.15729	SLU	Max	-0.500000	-1962.95	3	0.500000	-0.500000
33	0.31457	SLU	Max	-0.500000	-2053.18	3	0.500000	-0.500000
33	0.00000	SLU	Min	-0.500000	-1860.75	3	0.500000	-0.500000
33	0.15729	SLU	Min	-0.500000	-1962.95	3	0.500000	-0.500000

Table: Element Forces - Frames, Part 3 of 4

Frame	Station m	OutputCase	StepType	x3S11Max m	S11Min KN/m2	PtS11Min	x2S11Min m	x3S11Min m
33	0.31457	SLU	Min	-0.500000	-2053.18	3	0.500000	-0.500000
33	0.00000	SLE	Max	-0.500000	-1431.34	3	0.500000	-0.500000
33	0.15729	SLE	Max	-0.500000	-1509.96	3	0.500000	-0.500000
33	0.31457	SLE	Max	-0.500000	-1579.37	3	0.500000	-0.500000
33	0.00000	SLE	Min	-0.500000	-1431.34	3	0.500000	-0.500000
33	0.15729	SLE	Min	-0.500000	-1509.96	3	0.500000	-0.500000
33	0.31457	SLE	Min	-0.500000	-1579.37	3	0.500000	-0.500000
33	0.00000	SLV	Max	-0.500000	-8263.49	3	0.500000	-0.500000
33	0.15729	SLV	Max	-0.500000	-8950.13	3	0.500000	-0.500000
33	0.31457	SLV	Max	-0.500000	-9625.47	3	0.500000	-0.500000
33	0.00000	SLV	Min	-0.500000	-8263.49	3	0.500000	-0.500000
33	0.15729	SLV	Min	-0.500000	-8950.13	3	0.500000	-0.500000
33	0.31457	SLV	Min	-0.500000	-9625.47	3	0.500000	-0.500000
34	0.00000	SLU	Max	-0.500000	-2057.00	3	0.500000	-0.500000
34	0.15729	SLU	Max	-0.500000	-2148.92	3	0.500000	-0.500000
34	0.31457	SLU	Max	-0.500000	-2228.30	3	0.500000	-0.500000
34	0.00000	SLU	Min	-0.500000	-2057.00	3	0.500000	-0.500000
34	0.15729	SLU	Min	-0.500000	-2148.92	3	0.500000	-0.500000
34	0.31457	SLU	Min	-0.500000	-2228.30	3	0.500000	-0.500000
34	0.00000	SLE	Max	-0.500000	-1582.31	3	0.500000	-0.500000
34	0.15729	SLE	Max	-0.500000	-1653.02	3	0.500000	-0.500000
34	0.31457	SLE	Max	-0.500000	-1714.07	3	0.500000	-0.500000
34	0.00000	SLE	Min	-0.500000	-1582.31	3	0.500000	-0.500000
34	0.15729	SLE	Min	-0.500000	-1653.02	3	0.500000	-0.500000
34	0.31457	SLE	Min	-0.500000	-1714.07	3	0.500000	-0.500000
34	0.00000	SLV	Max	-0.500000	-9655.98	3	0.500000	-0.500000
34	0.15729	SLV	Max	-0.500000	-10250.33	3	0.500000	-0.500000
34	0.31457	SLV	Max	-0.500000	-10832.85	3	0.500000	-0.500000
34	0.00000	SLV	Min	-0.500000	-9655.98	3	0.500000	-0.500000
34	0.15729	SLV	Min	-0.500000	-10250.33	3	0.500000	-0.500000
34	0.31457	SLV	Min	-0.500000	-10832.85	3	0.500000	-0.500000
35	0.00000	SLU	Max	-0.500000	-2231.64	3	0.500000	-0.500000
35	0.15729	SLU	Max	-0.500000	-2314.02	3	0.500000	-0.500000
35	0.31457	SLU	Max	-0.500000	-2383.31	3	0.500000	-0.500000
35	0.00000	SLU	Min	-0.500000	-2231.64	3	0.500000	-0.500000
35	0.15729	SLU	Min	-0.500000	-2314.02	3	0.500000	-0.500000
35	0.31457	SLU	Min	-0.500000	-2383.31	3	0.500000	-0.500000
35	0.00000	SLE	Max	-0.500000	-1716.65	3	0.500000	-0.500000
35	0.15729	SLE	Max	-0.500000	-1780.02	3	0.500000	-0.500000
35	0.31457	SLE	Max	-0.500000	-1833.32	3	0.500000	-0.500000
35	0.00000	SLE	Min	-0.500000	-1716.65	3	0.500000	-0.500000
35	0.15729	SLE	Min	-0.500000	-1780.02	3	0.500000	-0.500000
35	0.31457	SLE	Min	-0.500000	-1833.32	3	0.500000	-0.500000
35	0.00000	SLV	Max	-0.500000	-10859.04	3	0.500000	-0.500000
35	0.15729	SLV	Max	-0.500000	-11369.23	3	0.500000	-0.500000
35	0.31457	SLV	Max	-0.500000	-11867.08	3	0.500000	-0.500000
35	0.00000	SLV	Min	-0.500000	-10859.04	3	0.500000	-0.500000
35	0.15729	SLV	Min	-0.500000	-11369.23	3	0.500000	-0.500000
35	0.31457	SLV	Min	-0.500000	-11867.08	3	0.500000	-0.500000
36	0.00000	SLU	Max	-0.500000	-2386.23	3	0.500000	-0.500000
36	0.15729	SLU	Max	-0.500000	-2459.80	3	0.500000	-0.500000
36	0.31457	SLU	Max	-0.500000	-2519.78	3	0.500000	-0.500000
36	0.00000	SLU	Min	-0.500000	-2386.23	3	0.500000	-0.500000
36	0.15729	SLU	Min	-0.500000	-2459.80	3	0.500000	-0.500000
36	0.31457	SLU	Min	-0.500000	-2519.78	3	0.500000	-0.500000
36	0.00000	SLE	Max	-0.500000	-1835.56	3	0.500000	-0.500000
36	0.15729	SLE	Max	-0.500000	-1892.16	3	0.500000	-0.500000
36	0.31457	SLE	Max	-0.500000	-1938.29	3	0.500000	-0.500000
36	0.00000	SLE	Min	-0.500000	-1835.56	3	0.500000	-0.500000

Table: Element Forces - Frames, Part 3 of 4

Frame	Station m	OutputCase	StepType	x3S11Max m	S11Min KN/m2	PtS11Min	x2S11Min m	x3S11Min m
36	0.15729	SLE	Min	-0.500000	-1892.16	3	0.500000	-0.500000
36	0.31457	SLE	Min	-0.500000	-1938.29	3	0.500000	-0.500000
36	0.00000	SLV	Max	-0.500000	-11889.36	3	0.500000	-0.500000
36	0.15729	SLV	Max	-0.500000	-12323.60	3	0.500000	-0.500000
36	0.31457	SLV	Max	-0.500000	-12745.02	3	0.500000	-0.500000
36	0.00000	SLV	Min	-0.500000	-11889.36	3	0.500000	-0.500000
36	0.15729	SLV	Min	-0.500000	-12323.60	3	0.500000	-0.500000
36	0.31457	SLV	Min	-0.500000	-12745.02	3	0.500000	-0.500000
37	0.00000	SLU	Max	-0.500000	-2522.30	3	0.500000	-0.500000
37	0.15729	SLU	Max	-0.500000	-2587.81	3	0.500000	-0.500000
37	0.31457	SLU	Max	-0.500000	-2639.24	3	0.500000	-0.500000
37	0.00000	SLU	Min	-0.500000	-2522.30	3	0.500000	-0.500000
37	0.15729	SLU	Min	-0.500000	-2587.81	3	0.500000	-0.500000
37	0.31457	SLU	Min	-0.500000	-2639.24	3	0.500000	-0.500000
37	0.00000	SLE	Max	-0.500000	-1940.23	3	0.500000	-0.500000
37	0.15729	SLE	Max	-0.500000	-1990.63	3	0.500000	-0.500000
37	0.31457	SLE	Max	-0.500000	-2030.18	3	0.500000	-0.500000
37	0.00000	SLE	Min	-0.500000	-1940.23	3	0.500000	-0.500000
37	0.15729	SLE	Min	-0.500000	-1990.63	3	0.500000	-0.500000
37	0.31457	SLE	Min	-0.500000	-2030.18	3	0.500000	-0.500000
37	0.00000	SLV	Max	-0.500000	-12763.79	3	0.500000	-0.500000
37	0.15729	SLV	Max	-0.500000	-13130.07	3	0.500000	-0.500000
37	0.31457	SLV	Max	-0.500000	-13483.08	3	0.500000	-0.500000
37	0.00000	SLV	Min	-0.500000	-12763.79	3	0.500000	-0.500000
37	0.15729	SLV	Min	-0.500000	-13130.07	3	0.500000	-0.500000
37	0.31457	SLV	Min	-0.500000	-13483.08	3	0.500000	-0.500000
38	0.00000	SLU	Max	-0.500000	-2641.40	3	0.500000	-0.500000
38	0.15729	SLU	Max	-0.500000	-2699.55	3	0.500000	-0.500000
38	0.31457	SLU	Max	-0.500000	-2743.16	3	0.500000	-0.500000
38	0.00000	SLU	Min	-0.500000	-2641.40	3	0.500000	-0.500000
38	0.15729	SLU	Min	-0.500000	-2699.55	3	0.500000	-0.500000
38	0.31457	SLU	Min	-0.500000	-2743.16	3	0.500000	-0.500000
38	0.00000	SLE	Max	-0.500000	-2031.85	3	0.500000	-0.500000
38	0.15729	SLE	Max	-0.500000	-2076.58	3	0.500000	-0.500000
38	0.31457	SLE	Max	-0.500000	-2110.12	3	0.500000	-0.500000
38	0.00000	SLE	Min	-0.500000	-2031.85	3	0.500000	-0.500000
38	0.15729	SLE	Min	-0.500000	-2076.58	3	0.500000	-0.500000
38	0.31457	SLE	Min	-0.500000	-2110.12	3	0.500000	-0.500000
38	0.00000	SLV	Max	-0.500000	-13498.73	3	0.500000	-0.500000
38	0.15729	SLV	Max	-0.500000	-13804.76	3	0.500000	-0.500000
38	0.31457	SLV	Max	-0.500000	-14097.09	3	0.500000	-0.500000
38	0.00000	SLV	Min	-0.500000	-13498.73	3	0.500000	-0.500000
38	0.15729	SLV	Min	-0.500000	-13804.76	3	0.500000	-0.500000
38	0.31457	SLV	Min	-0.500000	-14097.09	3	0.500000	-0.500000
39	0.00000	SLU	Max	-0.500000	-2745.01	3	0.500000	-0.500000
39	0.15729	SLU	Max	-0.500000	-2796.48	3	0.500000	-0.500000
39	0.31457	SLU	Max	-0.500000	-2832.99	3	0.500000	-0.500000
39	0.00000	SLU	Min	-0.500000	-2745.01	3	0.500000	-0.500000
39	0.15729	SLU	Min	-0.500000	-2796.48	3	0.500000	-0.500000
39	0.31457	SLU	Min	-0.500000	-2832.99	3	0.500000	-0.500000
39	0.00000	SLE	Max	-0.500000	-2111.55	3	0.500000	-0.500000
39	0.15729	SLE	Max	-0.500000	-2151.14	3	0.500000	-0.500000
39	0.31457	SLE	Max	-0.500000	-2179.22	3	0.500000	-0.500000
39	0.00000	SLE	Min	-0.500000	-2111.55	3	0.500000	-0.500000
39	0.15729	SLE	Min	-0.500000	-2151.14	3	0.500000	-0.500000
39	0.31457	SLE	Min	-0.500000	-2179.22	3	0.500000	-0.500000
39	0.00000	SLV	Max	-0.500000	-14109.99	3	0.500000	-0.500000
39	0.15729	SLV	Max	-0.500000	-14363.12	3	0.500000	-0.500000
39	0.31457	SLV	Max	-0.500000	-14602.15	3	0.500000	-0.500000

Table: Element Forces - Frames, Part 3 of 4

Frame	Station m	OutputCase	StepType	x3S11Max m	S11Min KN/m2	PtS11Min	x2S11Min m	x3S11Min m
39	0.00000	SLV	Min	-0.500000	-14109.99	3	0.500000	-0.500000
39	0.15729	SLV	Min	-0.500000	-14363.12	3	0.500000	-0.500000
39	0.31457	SLV	Min	-0.500000	-14602.15	3	0.500000	-0.500000
40	0.00000	SLU	Max	-0.500000	-2834.55	3	0.500000	-0.500000
40	0.15729	SLU	Max	-0.500000	-2880.00	3	0.500000	-0.500000
40	0.31457	SLU	Max	-0.500000	-2910.08	3	0.500000	-0.500000
40	0.00000	SLU	Min	-0.500000	-2834.55	3	0.500000	-0.500000
40	0.15729	SLU	Min	-0.500000	-2880.00	3	0.500000	-0.500000
40	0.31457	SLU	Min	-0.500000	-2910.08	3	0.500000	-0.500000
40	0.00000	SLE	Max	-0.500000	-2180.43	3	0.500000	-0.500000
40	0.15729	SLE	Max	-0.500000	-2215.38	3	0.500000	-0.500000
40	0.31457	SLE	Max	-0.500000	-2238.53	3	0.500000	-0.500000
40	0.00000	SLE	Min	-0.500000	-2180.43	3	0.500000	-0.500000
40	0.15729	SLE	Min	-0.500000	-2215.38	3	0.500000	-0.500000
40	0.31457	SLE	Min	-0.500000	-2238.53	3	0.500000	-0.500000
40	0.00000	SLV	Max	-0.500000	-14612.65	3	0.500000	-0.500000
40	0.15729	SLV	Max	-0.500000	-14819.83	3	0.500000	-0.500000
40	0.31457	SLV	Max	-0.500000	-15012.53	3	0.500000	-0.500000
40	0.00000	SLV	Min	-0.500000	-14612.65	3	0.500000	-0.500000
40	0.15729	SLV	Min	-0.500000	-14819.83	3	0.500000	-0.500000
40	0.31457	SLV	Min	-0.500000	-15012.53	3	0.500000	-0.500000
41	0.00000	SLU	Max	-0.500000	-3041.61	3	0.500000	-0.500000
41	0.12642	SLU	Max	-0.500000	-3064.77	3	0.500000	-0.500000
41	0.25284	SLU	Max	-0.500000	-3077.37	3	0.500000	-0.500000
41	0.00000	SLU	Min	-0.500000	-3041.61	3	0.500000	-0.500000
41	0.12642	SLU	Min	-0.500000	-3064.77	3	0.500000	-0.500000
41	0.25284	SLU	Min	-0.500000	-3077.37	3	0.500000	-0.500000
41	0.00000	SLE	Max	-0.500000	-2339.70	3	0.500000	-0.500000
41	0.12642	SLE	Max	-0.500000	-2357.52	3	0.500000	-0.500000
41	0.25284	SLE	Max	-0.500000	-2367.21	3	0.500000	-0.500000
41	0.00000	SLE	Min	-0.500000	-2339.70	3	0.500000	-0.500000
41	0.12642	SLE	Min	-0.500000	-2357.52	3	0.500000	-0.500000
41	0.25284	SLE	Min	-0.500000	-2367.21	3	0.500000	-0.500000
41	0.00000	SLV	Max	-0.500000	-15649.48	3	0.500000	-0.500000
41	0.12642	SLV	Max	-0.500000	-15731.71	3	0.500000	-0.500000
41	0.25284	SLV	Max	-0.500000	-15803.98	3	0.500000	-0.500000
41	0.00000	SLV	Min	-0.500000	-15649.48	3	0.500000	-0.500000
41	0.12642	SLV	Min	-0.500000	-15731.71	3	0.500000	-0.500000
41	0.25284	SLV	Min	-0.500000	-15803.98	3	0.500000	-0.500000
42	0.00000	SLU	Max	-0.500000	-3078.00	3	0.500000	-0.500000
42	0.15729	SLU	Max	-0.500000	-3104.93	3	0.500000	-0.500000
42	0.31457	SLU	Max	-0.500000	-3115.27	3	0.500000	-0.500000
42	0.00000	SLU	Min	-0.500000	-3078.00	3	0.500000	-0.500000
42	0.15729	SLU	Min	-0.500000	-3104.93	3	0.500000	-0.500000
42	0.31457	SLU	Min	-0.500000	-3115.27	3	0.500000	-0.500000
42	0.00000	SLE	Max	-0.500000	-2367.69	3	0.500000	-0.500000
42	0.15729	SLE	Max	-0.500000	-2388.41	3	0.500000	-0.500000
42	0.31457	SLE	Max	-0.500000	-2396.36	3	0.500000	-0.500000
42	0.00000	SLE	Min	-0.500000	-2367.69	3	0.500000	-0.500000
42	0.15729	SLE	Min	-0.500000	-2388.41	3	0.500000	-0.500000
42	0.31457	SLE	Min	-0.500000	-2396.36	3	0.500000	-0.500000
42	0.00000	SLV	Max	-0.500000	-15807.38	3	0.500000	-0.500000
42	0.15729	SLV	Max	-0.500000	-15890.41	3	0.500000	-0.500000
42	0.31457	SLV	Max	-0.500000	-15957.82	3	0.500000	-0.500000
42	0.00000	SLV	Min	-0.500000	-15807.38	3	0.500000	-0.500000
42	0.15729	SLV	Min	-0.500000	-15890.41	3	0.500000	-0.500000
42	0.31457	SLV	Min	-0.500000	-15957.82	3	0.500000	-0.500000
43	0.00000	SLU	Max	-0.500000	-3115.85	3	0.500000	-0.500000
43	0.15729	SLU	Max	-0.500000	-3139.30	3	0.500000	-0.500000

Table: Element Forces - Frames, Part 3 of 4

Frame	Station m	OutputCase	StepType	x3S11Max m	S11Min KN/m2	PtS11Min	x2S11Min m	x3S11Min m
43	0.31457	SLU	Max	-0.500000	-3145.94	3	0.500000	-0.500000
43	0.00000	SLU	Min	-0.500000	-3115.85	3	0.500000	-0.500000
43	0.15729	SLU	Min	-0.500000	-3139.30	3	0.500000	-0.500000
43	0.31457	SLU	Min	-0.500000	-3145.94	3	0.500000	-0.500000
43	0.00000	SLE	Max	-0.500000	-2396.81	3	0.500000	-0.500000
43	0.15729	SLE	Max	-0.500000	-2414.84	3	0.500000	-0.500000
43	0.31457	SLE	Max	-0.500000	-2419.95	3	0.500000	-0.500000
43	0.00000	SLE	Min	-0.500000	-2396.81	3	0.500000	-0.500000
43	0.15729	SLE	Min	-0.500000	-2414.84	3	0.500000	-0.500000
43	0.31457	SLE	Min	-0.500000	-2419.95	3	0.500000	-0.500000
43	0.00000	SLV	Max	-0.500000	-15960.79	3	0.500000	-0.500000
43	0.15729	SLV	Max	-0.500000	-16024.95	3	0.500000	-0.500000
43	0.31457	SLV	Max	-0.500000	-16073.27	3	0.500000	-0.500000
43	0.00000	SLV	Min	-0.500000	-15960.79	3	0.500000	-0.500000
43	0.15729	SLV	Min	-0.500000	-16024.95	3	0.500000	-0.500000
43	0.31457	SLV	Min	-0.500000	-16073.27	3	0.500000	-0.500000
44	0.00000	SLU	Max	-0.500000	-3146.39	3	0.500000	-0.500000
44	0.15729	SLU	Max	-0.500000	-3166.69	3	0.500000	-0.500000
44	0.31457	SLU	Max	-0.500000	-3170.01	3	0.500000	-0.500000
44	0.00000	SLU	Min	-0.500000	-3146.39	3	0.500000	-0.500000
44	0.15729	SLU	Min	-0.500000	-3166.69	3	0.500000	-0.500000
44	0.31457	SLU	Min	-0.500000	-3170.01	3	0.500000	-0.500000
44	0.00000	SLE	Max	-0.500000	-2420.30	3	0.500000	-0.500000
44	0.15729	SLE	Max	-0.500000	-2435.92	3	0.500000	-0.500000
44	0.31457	SLE	Max	-0.500000	-2438.47	3	0.500000	-0.500000
44	0.00000	SLE	Min	-0.500000	-2420.30	3	0.500000	-0.500000
44	0.15729	SLE	Min	-0.500000	-2435.92	3	0.500000	-0.500000
44	0.31457	SLE	Min	-0.500000	-2438.47	3	0.500000	-0.500000
44	0.00000	SLV	Max	-0.500000	-16075.45	3	0.500000	-0.500000
44	0.15729	SLV	Max	-0.500000	-16124.39	3	0.500000	-0.500000
44	0.31457	SLV	Max	-0.500000	-16157.33	3	0.500000	-0.500000
44	0.00000	SLV	Min	-0.500000	-16075.45	3	0.500000	-0.500000
44	0.15729	SLV	Min	-0.500000	-16124.39	3	0.500000	-0.500000
44	0.31457	SLV	Min	-0.500000	-16157.33	3	0.500000	-0.500000
45	0.00000	SLU	Max	-0.500000	-3170.35	3	0.500000	-0.500000
45	0.15729	SLU	Max	-0.500000	-3187.79	3	0.500000	-0.500000
45	0.31457	SLU	Max	-0.500000	-3188.09	3	0.500000	-0.500000
45	0.00000	SLU	Min	-0.500000	-3170.35	3	0.500000	-0.500000
45	0.15729	SLU	Min	-0.500000	-3187.79	3	0.500000	-0.500000
45	0.31457	SLU	Min	-0.500000	-3188.09	3	0.500000	-0.500000
45	0.00000	SLE	Max	-0.500000	-2438.73	3	0.500000	-0.500000
45	0.15729	SLE	Max	-0.500000	-2452.15	3	0.500000	-0.500000
45	0.31457	SLE	Max	-0.500000	-2452.38	3	0.500000	-0.500000
45	0.00000	SLE	Min	-0.500000	-2438.73	3	0.500000	-0.500000
45	0.15729	SLE	Min	-0.500000	-2452.15	3	0.500000	-0.500000
45	0.31457	SLE	Min	-0.500000	-2452.38	3	0.500000	-0.500000
45	0.00000	SLV	Max	-0.500000	-16158.87	3	0.500000	-0.500000
45	0.15729	SLV	Max	-0.500000	-16195.61	3	0.500000	-0.500000
45	0.31457	SLV	Max	-0.500000	-16216.20	3	0.500000	-0.500000
45	0.00000	SLV	Min	-0.500000	-16158.87	3	0.500000	-0.500000
45	0.15729	SLV	Min	-0.500000	-16195.61	3	0.500000	-0.500000
45	0.31457	SLV	Min	-0.500000	-16216.20	3	0.500000	-0.500000
46	0.00000	SLU	Max	-0.500000	-3188.34	3	0.500000	-0.500000
46	0.15729	SLU	Max	-0.500000	-3203.13	3	0.500000	-0.500000
46	0.31457	SLU	Max	-0.500000	-3200.68	3	0.500000	-0.500000
46	0.00000	SLU	Min	-0.500000	-3188.34	3	0.500000	-0.500000
46	0.15729	SLU	Min	-0.500000	-3203.13	3	0.500000	-0.500000
46	0.31457	SLU	Min	-0.500000	-3200.68	3	0.500000	-0.500000
46	0.00000	SLE	Max	-0.500000	-2452.57	3	0.500000	-0.500000

Table: Element Forces - Frames, Part 3 of 4

Frame	Station m	OutputCase	StepType	x3S11Max m	S11Min KN/m2	PtS11Min	x2S11Min m	x3S11Min m
46	0.15729	SLE	Max	-0.500000	-2463.95	3	0.500000	-0.500000
46	0.31457	SLE	Max	-0.500000	-2462.06	3	0.500000	-0.500000
46	0.00000	SLE	Min	-0.500000	-2452.57	3	0.500000	-0.500000
46	0.15729	SLE	Min	-0.500000	-2463.95	3	0.500000	-0.500000
46	0.31457	SLE	Min	-0.500000	-2462.06	3	0.500000	-0.500000
46	0.00000	SLV	Max	-0.500000	-16217.24	3	0.500000	-0.500000
46	0.15729	SLV	Max	-0.500000	-16244.14	3	0.500000	-0.500000
46	0.31457	SLV	Max	-0.500000	-16254.79	3	0.500000	-0.500000
46	0.00000	SLV	Min	-0.500000	-16217.24	3	0.500000	-0.500000
46	0.15729	SLV	Min	-0.500000	-16244.14	3	0.500000	-0.500000
46	0.31457	SLV	Min	-0.500000	-16254.79	3	0.500000	-0.500000
47	0.00000	SLU	Max	-0.500000	-3200.83	3	0.500000	-0.500000
47	0.15729	SLU	Max	-0.500000	-3213.13	3	0.500000	-0.500000
47	0.31457	SLU	Max	-0.500000	-3208.10	3	0.500000	-0.500000
47	0.00000	SLU	Min	-0.500000	-3200.83	3	0.500000	-0.500000
47	0.15729	SLU	Min	-0.500000	-3213.13	3	0.500000	-0.500000
47	0.31457	SLU	Min	-0.500000	-3208.10	3	0.500000	-0.500000
47	0.00000	SLE	Max	-0.500000	-2462.18	3	0.500000	-0.500000
47	0.15729	SLE	Max	-0.500000	-2471.64	3	0.500000	-0.500000
47	0.31457	SLE	Max	-0.500000	-2467.77	3	0.500000	-0.500000
47	0.00000	SLE	Min	-0.500000	-2462.18	3	0.500000	-0.500000
47	0.15729	SLE	Min	-0.500000	-2471.64	3	0.500000	-0.500000
47	0.31457	SLE	Min	-0.500000	-2467.77	3	0.500000	-0.500000
47	0.00000	SLV	Max	-0.500000	-16255.42	3	0.500000	-0.500000
47	0.15729	SLV	Max	-0.500000	-16274.16	3	0.500000	-0.500000
47	0.31457	SLV	Max	-0.500000	-16276.58	3	0.500000	-0.500000
47	0.00000	SLV	Min	-0.500000	-16255.42	3	0.500000	-0.500000
47	0.15729	SLV	Min	-0.500000	-16274.16	3	0.500000	-0.500000
47	0.31457	SLV	Min	-0.500000	-16276.58	3	0.500000	-0.500000
48	0.00000	SLU	Max	-0.500000	-3208.18	3	0.500000	-0.500000
48	0.15729	SLU	Max	-0.500000	-3218.06	3	0.500000	-0.500000
48	0.31457	SLU	Max	-0.500000	-3210.58	3	0.500000	-0.500000
48	0.00000	SLU	Min	-0.500000	-3208.18	3	0.500000	-0.500000
48	0.15729	SLU	Min	-0.500000	-3218.06	3	0.500000	-0.500000
48	0.31457	SLU	Min	-0.500000	-3210.58	3	0.500000	-0.500000
48	0.00000	SLE	Max	-0.500000	-2467.83	3	0.500000	-0.500000
48	0.15729	SLE	Max	-0.500000	-2475.43	3	0.500000	-0.500000
48	0.31457	SLE	Max	-0.500000	-2469.68	3	0.500000	-0.500000
48	0.00000	SLE	Min	-0.500000	-2467.83	3	0.500000	-0.500000
48	0.15729	SLE	Min	-0.500000	-2475.43	3	0.500000	-0.500000
48	0.31457	SLE	Min	-0.500000	-2469.68	3	0.500000	-0.500000
48	0.00000	SLV	Max	-0.500000	-16276.88	3	0.500000	-0.500000
48	0.15729	SLV	Max	-0.500000	-16288.47	3	0.500000	-0.500000
48	0.31457	SLV	Max	-0.500000	-16283.70	3	0.500000	-0.500000
48	0.00000	SLV	Min	-0.500000	-16276.88	3	0.500000	-0.500000
48	0.15729	SLV	Min	-0.500000	-16288.47	3	0.500000	-0.500000
48	0.31457	SLV	Min	-0.500000	-16283.70	3	0.500000	-0.500000
49	0.00000	SLU	Max	0.000000	-43.33	0	0.000000	0.000000
49	0.28396	SLU	Max	-0.500000	-44.70	1	-0.750000	-0.500000
49	0.00000	SLU	Min	0.000000	-43.33	0	0.000000	0.000000
49	0.28396	SLU	Min	-0.500000	-44.70	1	-0.750000	-0.500000
49	0.00000	SLE	Max	0.000000	-33.33	0	0.000000	0.000000
49	0.28396	SLE	Max	-0.500000	-34.39	1	-0.750000	-0.500000
49	0.00000	SLE	Min	0.000000	-33.33	0	0.000000	0.000000
49	0.28396	SLE	Min	-0.500000	-34.39	1	-0.750000	-0.500000
49	0.00000	SLV	Max	-0.500000	-1066.67	3	0.750000	-0.500000
49	0.28396	SLV	Max	-0.500000	-1097.61	1	-0.750000	-0.500000
49	0.00000	SLV	Min	-0.500000	-1066.67	3	0.750000	-0.500000
49	0.28396	SLV	Min	-0.500000	-1097.61	1	-0.750000	-0.500000

Table: Element Forces - Frames, Part 3 of 4

Frame	Station m	OutputCase	StepType	x3S11Max m	S11Min KN/m2	PtS11Min	x2S11Min m	x3S11Min m
50	0.00000	SLU	Max	-0.500000	-44.70	1	-0.750000	-0.500000
50	0.28396	SLU	Max	-0.500000	-47.52	3	0.750000	-0.500000
50	0.00000	SLU	Min	-0.500000	-44.70	1	-0.750000	-0.500000
50	0.28396	SLU	Min	-0.500000	-47.52	3	0.750000	-0.500000
50	0.00000	SLE	Max	-0.500000	-34.39	1	-0.750000	-0.500000
50	0.28396	SLE	Max	-0.500000	-36.55	3	0.750000	-0.500000
50	0.00000	SLE	Min	-0.500000	-34.39	1	-0.750000	-0.500000
50	0.28396	SLE	Min	-0.500000	-36.55	3	0.750000	-0.500000
50	0.00000	SLV	Max	-0.500000	-1097.61	1	-0.750000	-0.500000
50	0.28396	SLV	Max	-0.500000	-1190.46	1	-0.750000	-0.500000
50	0.00000	SLV	Min	-0.500000	-1097.61	1	-0.750000	-0.500000
50	0.28396	SLV	Min	-0.500000	-1190.46	1	-0.750000	-0.500000
51	0.00000	SLU	Max	-0.500000	-47.52	3	0.750000	-0.500000
51	0.28396	SLU	Max	-0.500000	-69.67	3	0.750000	-0.500000
51	0.00000	SLU	Min	-0.500000	-47.52	3	0.750000	-0.500000
51	0.28396	SLU	Min	-0.500000	-69.67	3	0.750000	-0.500000
51	0.00000	SLE	Max	-0.500000	-36.55	3	0.750000	-0.500000
51	0.28396	SLE	Max	-0.500000	-53.59	3	0.750000	-0.500000
51	0.00000	SLE	Min	-0.500000	-36.55	3	0.750000	-0.500000
51	0.28396	SLE	Min	-0.500000	-53.59	3	0.750000	-0.500000
51	0.00000	SLV	Max	-0.500000	-1190.46	1	-0.750000	-0.500000
51	0.28396	SLV	Max	-0.500000	-1345.20	1	-0.750000	-0.500000
51	0.00000	SLV	Min	-0.500000	-1190.46	1	-0.750000	-0.500000
51	0.28396	SLV	Min	-0.500000	-1345.20	1	-0.750000	-0.500000
52	0.00000	SLU	Max	-0.500000	-69.67	3	0.750000	-0.500000
52	0.28396	SLU	Max	-0.500000	-118.09	3	0.750000	-0.500000
52	0.00000	SLU	Min	-0.500000	-69.67	3	0.750000	-0.500000
52	0.28396	SLU	Min	-0.500000	-118.09	3	0.750000	-0.500000
52	0.00000	SLE	Max	-0.500000	-53.59	3	0.750000	-0.500000
52	0.28396	SLE	Max	-0.500000	-90.84	3	0.750000	-0.500000
52	0.00000	SLE	Min	-0.500000	-53.59	3	0.750000	-0.500000
52	0.28396	SLE	Min	-0.500000	-90.84	3	0.750000	-0.500000
52	0.00000	SLV	Max	-0.500000	-1345.20	1	-0.750000	-0.500000
52	0.28396	SLV	Max	-0.500000	-1561.84	1	-0.750000	-0.500000
52	0.00000	SLV	Min	-0.500000	-1345.20	1	-0.750000	-0.500000
52	0.28396	SLV	Min	-0.500000	-1561.84	1	-0.750000	-0.500000
53	0.00000	SLU	Max	-0.500000	-118.09	3	0.750000	-0.500000
53	0.28396	SLU	Max	-0.500000	-202.47	3	0.750000	-0.500000
53	0.00000	SLU	Min	-0.500000	-118.09	3	0.750000	-0.500000
53	0.28396	SLU	Min	-0.500000	-202.47	3	0.750000	-0.500000
53	0.00000	SLE	Max	-0.500000	-90.84	3	0.750000	-0.500000
53	0.28396	SLE	Max	-0.500000	-155.75	3	0.750000	-0.500000
53	0.00000	SLE	Min	-0.500000	-90.84	3	0.750000	-0.500000
53	0.28396	SLE	Min	-0.500000	-155.75	3	0.750000	-0.500000
53	0.00000	SLV	Max	-0.500000	-1561.84	1	-0.750000	-0.500000
53	0.28396	SLV	Max	-0.500000	-1840.37	1	-0.750000	-0.500000
53	0.00000	SLV	Min	-0.500000	-1561.84	1	-0.750000	-0.500000
53	0.28396	SLV	Min	-0.500000	-1840.37	1	-0.750000	-0.500000
54	0.00000	SLU	Max	-0.500000	-202.47	3	0.750000	-0.500000
54	0.28396	SLU	Max	-0.500000	-332.53	3	0.750000	-0.500000
54	0.00000	SLU	Min	-0.500000	-202.47	3	0.750000	-0.500000
54	0.28396	SLU	Min	-0.500000	-332.53	3	0.750000	-0.500000
54	0.00000	SLE	Max	-0.500000	-155.75	3	0.750000	-0.500000
54	0.28396	SLE	Max	-0.500000	-255.79	3	0.750000	-0.500000
54	0.00000	SLE	Min	-0.500000	-155.75	3	0.750000	-0.500000
54	0.28396	SLE	Min	-0.500000	-255.79	3	0.750000	-0.500000
54	0.00000	SLV	Max	-0.500000	-1840.37	1	-0.750000	-0.500000
54	0.28396	SLV	Max	-0.500000	-2180.47	1	-0.750000	-0.500000
54	0.00000	SLV	Min	-0.500000	-1840.37	1	-0.750000	-0.500000

Table: Element Forces - Frames, Part 3 of 4

Frame	Station m	OutputCase	StepType	x3S11Max m	S11Min KN/m2	PtS11Min	x2S11Min m	x3S11Min m
54	0.28396	SLV	Min	-0.500000	-2180.47	1	-0.750000	-0.500000
55	0.00000	SLU	Max	-0.500000	-2911.39	3	0.500000	-0.500000
55	0.15729	SLU	Max	-0.500000	-2951.42	3	0.500000	-0.500000
55	0.31457	SLU	Max	-0.500000	-2975.73	3	0.500000	-0.500000
55	0.00000	SLU	Min	-0.500000	-2911.39	3	0.500000	-0.500000
55	0.15729	SLU	Min	-0.500000	-2951.42	3	0.500000	-0.500000
55	0.31457	SLU	Min	-0.500000	-2975.73	3	0.500000	-0.500000
55	0.00000	SLE	Max	-0.500000	-2239.53	3	0.500000	-0.500000
55	0.15729	SLE	Max	-0.500000	-2270.32	3	0.500000	-0.500000
55	0.31457	SLE	Max	-0.500000	-2289.02	3	0.500000	-0.500000
55	0.00000	SLE	Min	-0.500000	-2239.53	3	0.500000	-0.500000
55	0.15729	SLE	Min	-0.500000	-2270.32	3	0.500000	-0.500000
55	0.31457	SLE	Min	-0.500000	-2289.02	3	0.500000	-0.500000
55	0.00000	SLV	Max	-0.500000	-15020.96	3	0.500000	-0.500000
55	0.15729	SLV	Max	-0.500000	-15188.67	3	0.500000	-0.500000
55	0.31457	SLV	Max	-0.500000	-15341.57	3	0.500000	-0.500000
55	0.00000	SLV	Min	-0.500000	-15020.96	3	0.500000	-0.500000
55	0.15729	SLV	Min	-0.500000	-15188.67	3	0.500000	-0.500000
55	0.31457	SLV	Min	-0.500000	-15341.57	3	0.500000	-0.500000
56	0.00000	SLU	Max	-0.500000	-2976.89	3	0.500000	-0.500000
56	0.18815	SLU	Max	-0.500000	-3020.29	3	0.500000	-0.500000
56	0.37630	SLU	Max	-0.500000	-3040.70	3	0.500000	-0.500000
56	0.00000	SLU	Min	-0.500000	-2976.89	3	0.500000	-0.500000
56	0.18815	SLU	Min	-0.500000	-3020.29	3	0.500000	-0.500000
56	0.37630	SLU	Min	-0.500000	-3040.70	3	0.500000	-0.500000
56	0.00000	SLE	Max	-0.500000	-2289.92	3	0.500000	-0.500000
56	0.18815	SLE	Max	-0.500000	-2323.30	3	0.500000	-0.500000
56	0.37630	SLE	Max	-0.500000	-2339.00	3	0.500000	-0.500000
56	0.00000	SLE	Min	-0.500000	-2289.92	3	0.500000	-0.500000
56	0.18815	SLE	Min	-0.500000	-2323.30	3	0.500000	-0.500000
56	0.37630	SLE	Min	-0.500000	-2339.00	3	0.500000	-0.500000
56	0.00000	SLV	Max	-0.500000	-15348.68	3	0.500000	-0.500000
56	0.18815	SLV	Max	-0.500000	-15507.24	3	0.500000	-0.500000
56	0.37630	SLV	Max	-0.500000	-15644.14	3	0.500000	-0.500000
56	0.00000	SLV	Min	-0.500000	-15348.68	3	0.500000	-0.500000
56	0.18815	SLV	Min	-0.500000	-15507.24	3	0.500000	-0.500000
56	0.37630	SLV	Min	-0.500000	-15644.14	3	0.500000	-0.500000
57	0.00000	SLU	Max	-0.500000	-2976.89	3	0.500000	-0.500000
57	0.18815	SLU	Max	-0.500000	-3020.29	3	0.500000	-0.500000
57	0.37630	SLU	Max	-0.500000	-3040.70	3	0.500000	-0.500000
57	0.00000	SLU	Min	-0.500000	-2976.89	3	0.500000	-0.500000
57	0.18815	SLU	Min	-0.500000	-3020.29	3	0.500000	-0.500000
57	0.37630	SLU	Min	-0.500000	-3040.70	3	0.500000	-0.500000
57	0.00000	SLE	Max	-0.500000	-2289.92	3	0.500000	-0.500000
57	0.18815	SLE	Max	-0.500000	-2323.30	3	0.500000	-0.500000
57	0.37630	SLE	Max	-0.500000	-2339.00	3	0.500000	-0.500000
57	0.00000	SLE	Min	-0.500000	-2289.92	3	0.500000	-0.500000
57	0.18815	SLE	Min	-0.500000	-2323.30	3	0.500000	-0.500000
57	0.37630	SLE	Min	-0.500000	-2339.00	3	0.500000	-0.500000
57	0.00000	SLV	Max	-0.500000	-15348.68	3	0.500000	-0.500000
57	0.18815	SLV	Max	-0.500000	-15507.24	3	0.500000	-0.500000
57	0.37630	SLV	Max	-0.500000	-15644.14	3	0.500000	-0.500000
57	0.00000	SLV	Min	-0.500000	-15348.68	3	0.500000	-0.500000
57	0.18815	SLV	Min	-0.500000	-15507.24	3	0.500000	-0.500000
57	0.37630	SLV	Min	-0.500000	-15644.14	3	0.500000	-0.500000
58	0.00000	SLU	Max	-0.500000	-2911.39	3	0.500000	-0.500000
58	0.15729	SLU	Max	-0.500000	-2951.42	3	0.500000	-0.500000
58	0.31457	SLU	Max	-0.500000	-2975.73	3	0.500000	-0.500000
58	0.00000	SLU	Min	-0.500000	-2911.39	3	0.500000	-0.500000

Table: Element Forces - Frames, Part 3 of 4

Frame	Station m	OutputCase	StepType	x3S11Max m	S11Min KN/m2	PtS11Min	x2S11Min m	x3S11Min m
58	0.15729	SLU	Min	-0.500000	-2951.42	3	0.500000	-0.500000
58	0.31457	SLU	Min	-0.500000	-2975.73	3	0.500000	-0.500000
58	0.00000	SLE	Max	-0.500000	-2239.53	3	0.500000	-0.500000
58	0.15729	SLE	Max	-0.500000	-2270.32	3	0.500000	-0.500000
58	0.31457	SLE	Max	-0.500000	-2289.02	3	0.500000	-0.500000
58	0.00000	SLE	Min	-0.500000	-2239.53	3	0.500000	-0.500000
58	0.15729	SLE	Min	-0.500000	-2270.32	3	0.500000	-0.500000
58	0.31457	SLE	Min	-0.500000	-2289.02	3	0.500000	-0.500000
58	0.00000	SLV	Max	-0.500000	-15020.96	3	0.500000	-0.500000
58	0.15729	SLV	Max	-0.500000	-15188.67	3	0.500000	-0.500000
58	0.31457	SLV	Max	-0.500000	-15341.57	3	0.500000	-0.500000
58	0.00000	SLV	Min	-0.500000	-15020.96	3	0.500000	-0.500000
58	0.15729	SLV	Min	-0.500000	-15188.67	3	0.500000	-0.500000
58	0.31457	SLV	Min	-0.500000	-15341.57	3	0.500000	-0.500000

Table: Element Forces - Frames, Part 4 of 4

Table: Element Forces - Frames, Part 4 of 4

Frame	Station m	OutputCase	StepType	FrameElem	ElemStation m
1	0.00000	SLU	Max	1-1	0.00000
1	0.28396	SLU	Max	1-1	0.28396
1	0.00000	SLU	Min	1-1	0.00000
1	0.28396	SLU	Min	1-1	0.28396
1	0.00000	SLE	Max	1-1	0.00000
1	0.28396	SLE	Max	1-1	0.28396
1	0.00000	SLE	Min	1-1	0.00000
1	0.28396	SLE	Min	1-1	0.28396
1	0.00000	SLV	Max	1-1	0.00000
1	0.28396	SLV	Max	1-1	0.28396
1	0.00000	SLV	Min	1-1	0.00000
1	0.28396	SLV	Min	1-1	0.28396
2	0.00000	SLU	Max	2-1	0.00000
2	0.28396	SLU	Max	2-1	0.28396
2	0.00000	SLU	Min	2-1	0.00000
2	0.28396	SLU	Min	2-1	0.28396
2	0.00000	SLE	Max	2-1	0.00000
2	0.28396	SLE	Max	2-1	0.28396
2	0.00000	SLE	Min	2-1	0.00000
2	0.28396	SLE	Min	2-1	0.28396
2	0.00000	SLV	Max	2-1	0.00000
2	0.28396	SLV	Max	2-1	0.28396
2	0.00000	SLV	Min	2-1	0.00000
2	0.28396	SLV	Min	2-1	0.28396
3	0.00000	SLU	Max	3-1	0.00000
3	0.28396	SLU	Max	3-1	0.28396
3	0.00000	SLU	Min	3-1	0.00000
3	0.28396	SLU	Min	3-1	0.28396
3	0.00000	SLE	Max	3-1	0.00000
3	0.28396	SLE	Max	3-1	0.28396
3	0.00000	SLE	Min	3-1	0.00000
3	0.28396	SLE	Min	3-1	0.28396
3	0.00000	SLV	Max	3-1	0.00000
3	0.28396	SLV	Max	3-1	0.28396
3	0.00000	SLV	Min	3-1	0.00000
3	0.28396	SLV	Min	3-1	0.28396
4	0.00000	SLU	Max	4-1	0.00000
4	0.28396	SLU	Max	4-1	0.28396

Table: Element Forces - Frames, Part 4 of 4

Frame	Station m	OutputCase	StepType	FrameElem	ElemStation m
4	0.00000	SLU	Min	4-1	0.00000
4	0.28396	SLU	Min	4-1	0.28396
4	0.00000	SLE	Max	4-1	0.00000
4	0.28396	SLE	Max	4-1	0.28396
4	0.00000	SLE	Min	4-1	0.00000
4	0.28396	SLE	Min	4-1	0.28396
4	0.00000	SLV	Max	4-1	0.00000
4	0.28396	SLV	Max	4-1	0.28396
4	0.00000	SLV	Min	4-1	0.00000
4	0.28396	SLV	Min	4-1	0.28396
5	0.00000	SLU	Max	5-1	0.00000
5	0.28396	SLU	Max	5-1	0.28396
5	0.00000	SLU	Min	5-1	0.00000
5	0.28396	SLU	Min	5-1	0.28396
5	0.00000	SLE	Max	5-1	0.00000
5	0.28396	SLE	Max	5-1	0.28396
5	0.00000	SLE	Min	5-1	0.00000
5	0.28396	SLE	Min	5-1	0.28396
5	0.00000	SLV	Max	5-1	0.00000
5	0.28396	SLV	Max	5-1	0.28396
5	0.00000	SLV	Min	5-1	0.00000
5	0.28396	SLV	Min	5-1	0.28396
6	0.00000	SLU	Max	6-1	0.00000
6	0.28396	SLU	Max	6-1	0.28396
6	0.00000	SLU	Min	6-1	0.00000
6	0.28396	SLU	Min	6-1	0.28396
6	0.00000	SLE	Max	6-1	0.00000
6	0.28396	SLE	Max	6-1	0.28396
6	0.00000	SLE	Min	6-1	0.00000
6	0.28396	SLE	Min	6-1	0.28396
6	0.00000	SLV	Max	6-1	0.00000
6	0.28396	SLV	Max	6-1	0.28396
6	0.00000	SLV	Min	6-1	0.00000
6	0.28396	SLV	Min	6-1	0.28396
7	0.00000	SLU	Max	7-1	0.00000
7	0.15729	SLU	Max	7-1	0.15729
7	0.31457	SLU	Max	7-1	0.31457
7	0.00000	SLU	Min	7-1	0.00000
7	0.15729	SLU	Min	7-1	0.15729
7	0.31457	SLU	Min	7-1	0.31457
7	0.00000	SLE	Max	7-1	0.00000
7	0.15729	SLE	Max	7-1	0.15729
7	0.31457	SLE	Max	7-1	0.31457
7	0.00000	SLE	Min	7-1	0.00000
7	0.15729	SLE	Min	7-1	0.15729
7	0.31457	SLE	Min	7-1	0.31457
7	0.00000	SLV	Max	7-1	0.00000
7	0.15729	SLV	Max	7-1	0.15729
7	0.31457	SLV	Max	7-1	0.31457
7	0.00000	SLV	Min	7-1	0.00000
7	0.15729	SLV	Min	7-1	0.15729
7	0.31457	SLV	Min	7-1	0.31457
8	0.00000	SLU	Max	8-1	0.00000
8	0.15729	SLU	Max	8-1	0.15729
8	0.31457	SLU	Max	8-1	0.31457
8	0.00000	SLU	Min	8-1	0.00000
8	0.15729	SLU	Min	8-1	0.15729
8	0.31457	SLU	Min	8-1	0.31457
8	0.00000	SLE	Max	8-1	0.00000

Table: Element Forces - Frames, Part 4 of 4

Frame	Station m	OutputCase	StepType	FrameElem	ElemStation m
8	0.15729	SLE	Max	8-1	0.15729
8	0.31457	SLE	Max	8-1	0.31457
8	0.00000	SLE	Min	8-1	0.00000
8	0.15729	SLE	Min	8-1	0.15729
8	0.31457	SLE	Min	8-1	0.31457
8	0.00000	SLV	Max	8-1	0.00000
8	0.15729	SLV	Max	8-1	0.15729
8	0.31457	SLV	Max	8-1	0.31457
8	0.00000	SLV	Min	8-1	0.00000
8	0.15729	SLV	Min	8-1	0.15729
8	0.31457	SLV	Min	8-1	0.31457
9	0.00000	SLU	Max	9-1	0.00000
9	0.15729	SLU	Max	9-1	0.15729
9	0.31457	SLU	Max	9-1	0.31457
9	0.00000	SLU	Min	9-1	0.00000
9	0.15729	SLU	Min	9-1	0.15729
9	0.31457	SLU	Min	9-1	0.31457
9	0.00000	SLE	Max	9-1	0.00000
9	0.15729	SLE	Max	9-1	0.15729
9	0.31457	SLE	Max	9-1	0.31457
9	0.00000	SLE	Min	9-1	0.00000
9	0.15729	SLE	Min	9-1	0.15729
9	0.31457	SLE	Min	9-1	0.31457
9	0.00000	SLV	Max	9-1	0.00000
9	0.15729	SLV	Max	9-1	0.15729
9	0.31457	SLV	Max	9-1	0.31457
9	0.00000	SLV	Min	9-1	0.00000
9	0.15729	SLV	Min	9-1	0.15729
9	0.31457	SLV	Min	9-1	0.31457
10	0.00000	SLU	Max	10-1	0.00000
10	0.15729	SLU	Max	10-1	0.15729
10	0.31457	SLU	Max	10-1	0.31457
10	0.00000	SLU	Min	10-1	0.00000
10	0.15729	SLU	Min	10-1	0.15729
10	0.31457	SLU	Min	10-1	0.31457
10	0.00000	SLE	Max	10-1	0.00000
10	0.15729	SLE	Max	10-1	0.15729
10	0.31457	SLE	Max	10-1	0.31457
10	0.00000	SLE	Min	10-1	0.00000
10	0.15729	SLE	Min	10-1	0.15729
10	0.31457	SLE	Min	10-1	0.31457
10	0.00000	SLV	Max	10-1	0.00000
10	0.15729	SLV	Max	10-1	0.15729
10	0.31457	SLV	Max	10-1	0.31457
10	0.00000	SLV	Min	10-1	0.00000
10	0.15729	SLV	Min	10-1	0.15729
10	0.31457	SLV	Min	10-1	0.31457
11	0.00000	SLU	Max	11-1	0.00000
11	0.15729	SLU	Max	11-1	0.15729
11	0.31457	SLU	Max	11-1	0.31457
11	0.00000	SLU	Min	11-1	0.00000
11	0.15729	SLU	Min	11-1	0.15729
11	0.31457	SLU	Min	11-1	0.31457
11	0.00000	SLE	Max	11-1	0.00000
11	0.15729	SLE	Max	11-1	0.15729
11	0.31457	SLE	Max	11-1	0.31457
11	0.00000	SLE	Min	11-1	0.00000
11	0.15729	SLE	Min	11-1	0.15729
11	0.31457	SLE	Min	11-1	0.31457

Table: Element Forces - Frames, Part 4 of 4

Frame	Station m	OutputCase	StepType	FrameElem	ElemStation m
11	0.00000	SLV	Max	11-1	0.00000
11	0.15729	SLV	Max	11-1	0.15729
11	0.31457	SLV	Max	11-1	0.31457
11	0.00000	SLV	Min	11-1	0.00000
11	0.15729	SLV	Min	11-1	0.15729
11	0.31457	SLV	Min	11-1	0.31457
12	0.00000	SLU	Max	12-1	0.00000
12	0.15729	SLU	Max	12-1	0.15729
12	0.31457	SLU	Max	12-1	0.31457
12	0.00000	SLU	Min	12-1	0.00000
12	0.15729	SLU	Min	12-1	0.15729
12	0.31457	SLU	Min	12-1	0.31457
12	0.00000	SLE	Max	12-1	0.00000
12	0.15729	SLE	Max	12-1	0.15729
12	0.31457	SLE	Max	12-1	0.31457
12	0.00000	SLE	Min	12-1	0.00000
12	0.15729	SLE	Min	12-1	0.15729
12	0.31457	SLE	Min	12-1	0.31457
12	0.00000	SLV	Max	12-1	0.00000
12	0.15729	SLV	Max	12-1	0.15729
12	0.31457	SLV	Max	12-1	0.31457
12	0.00000	SLV	Min	12-1	0.00000
12	0.15729	SLV	Min	12-1	0.15729
12	0.31457	SLV	Min	12-1	0.31457
13	0.00000	SLU	Max	13-1	0.00000
13	0.15729	SLU	Max	13-1	0.15729
13	0.31457	SLU	Max	13-1	0.31457
13	0.00000	SLU	Min	13-1	0.00000
13	0.15729	SLU	Min	13-1	0.15729
13	0.31457	SLU	Min	13-1	0.31457
13	0.00000	SLE	Max	13-1	0.00000
13	0.15729	SLE	Max	13-1	0.15729
13	0.31457	SLE	Max	13-1	0.31457
13	0.00000	SLE	Min	13-1	0.00000
13	0.15729	SLE	Min	13-1	0.15729
13	0.31457	SLE	Min	13-1	0.31457
13	0.00000	SLV	Max	13-1	0.00000
13	0.15729	SLV	Max	13-1	0.15729
13	0.31457	SLV	Max	13-1	0.31457
13	0.00000	SLV	Min	13-1	0.00000
13	0.15729	SLV	Min	13-1	0.15729
13	0.31457	SLV	Min	13-1	0.31457
14	0.00000	SLU	Max	14-1	0.00000
14	0.15729	SLU	Max	14-1	0.15729
14	0.31457	SLU	Max	14-1	0.31457
14	0.00000	SLU	Min	14-1	0.00000
14	0.15729	SLU	Min	14-1	0.15729
14	0.31457	SLU	Min	14-1	0.31457
14	0.00000	SLE	Max	14-1	0.00000
14	0.15729	SLE	Max	14-1	0.15729
14	0.31457	SLE	Max	14-1	0.31457
14	0.00000	SLE	Min	14-1	0.00000
14	0.15729	SLE	Min	14-1	0.15729
14	0.31457	SLE	Min	14-1	0.31457
14	0.00000	SLV	Max	14-1	0.00000
14	0.15729	SLV	Max	14-1	0.15729
14	0.31457	SLV	Max	14-1	0.31457
14	0.00000	SLV	Min	14-1	0.00000
14	0.15729	SLV	Min	14-1	0.15729

Table: Element Forces - Frames, Part 4 of 4

Frame	Station m	OutputCase	StepType	FrameElem	ElemStation m
14	0.31457	SLV	Min	14-1	0.31457
15	0.00000	SLU	Max	15-1	0.00000
15	0.15729	SLU	Max	15-1	0.15729
15	0.31457	SLU	Max	15-1	0.31457
15	0.00000	SLU	Min	15-1	0.00000
15	0.15729	SLU	Min	15-1	0.15729
15	0.31457	SLU	Min	15-1	0.31457
15	0.00000	SLE	Max	15-1	0.00000
15	0.15729	SLE	Max	15-1	0.15729
15	0.31457	SLE	Max	15-1	0.31457
15	0.00000	SLE	Min	15-1	0.00000
15	0.15729	SLE	Min	15-1	0.15729
15	0.31457	SLE	Min	15-1	0.31457
15	0.00000	SLV	Max	15-1	0.00000
15	0.15729	SLV	Max	15-1	0.15729
15	0.31457	SLV	Max	15-1	0.31457
15	0.00000	SLV	Min	15-1	0.00000
15	0.15729	SLV	Min	15-1	0.15729
15	0.31457	SLV	Min	15-1	0.31457
16	0.00000	SLU	Max	16-1	0.00000
16	0.15729	SLU	Max	16-1	0.15729
16	0.31457	SLU	Max	16-1	0.31457
16	0.00000	SLU	Min	16-1	0.00000
16	0.15729	SLU	Min	16-1	0.15729
16	0.31457	SLU	Min	16-1	0.31457
16	0.00000	SLE	Max	16-1	0.00000
16	0.15729	SLE	Max	16-1	0.15729
16	0.31457	SLE	Max	16-1	0.31457
16	0.00000	SLE	Min	16-1	0.00000
16	0.15729	SLE	Min	16-1	0.15729
16	0.31457	SLE	Min	16-1	0.31457
16	0.00000	SLV	Max	16-1	0.00000
16	0.15729	SLV	Max	16-1	0.15729
16	0.31457	SLV	Max	16-1	0.31457
16	0.00000	SLV	Min	16-1	0.00000
16	0.15729	SLV	Min	16-1	0.15729
16	0.31457	SLV	Min	16-1	0.31457
17	0.00000	SLU	Max	17-1	0.00000
17	0.15729	SLU	Max	17-1	0.15729
17	0.31457	SLU	Max	17-1	0.31457
17	0.00000	SLU	Min	17-1	0.00000
17	0.15729	SLU	Min	17-1	0.15729
17	0.31457	SLU	Min	17-1	0.31457
17	0.00000	SLE	Max	17-1	0.00000
17	0.15729	SLE	Max	17-1	0.15729
17	0.31457	SLE	Max	17-1	0.31457
17	0.00000	SLE	Min	17-1	0.00000
17	0.15729	SLE	Min	17-1	0.15729
17	0.31457	SLE	Min	17-1	0.31457
17	0.00000	SLV	Max	17-1	0.00000
17	0.15729	SLV	Max	17-1	0.15729
17	0.31457	SLV	Max	17-1	0.31457
17	0.00000	SLV	Min	17-1	0.00000
17	0.15729	SLV	Min	17-1	0.15729
17	0.31457	SLV	Min	17-1	0.31457
18	0.00000	SLU	Max	18-1	0.00000
18	0.15729	SLU	Max	18-1	0.15729
18	0.31457	SLU	Max	18-1	0.31457
18	0.00000	SLU	Min	18-1	0.00000

Table: Element Forces - Frames, Part 4 of 4

Frame	Station m	OutputCase	StepType	FrameElem	ElemStation m
18	0.15729	SLU	Min	18-1	0.15729
18	0.31457	SLU	Min	18-1	0.31457
18	0.00000	SLE	Max	18-1	0.00000
18	0.15729	SLE	Max	18-1	0.15729
18	0.31457	SLE	Max	18-1	0.31457
18	0.00000	SLE	Min	18-1	0.00000
18	0.15729	SLE	Min	18-1	0.15729
18	0.31457	SLE	Min	18-1	0.31457
18	0.00000	SLV	Max	18-1	0.00000
18	0.15729	SLV	Max	18-1	0.15729
18	0.31457	SLV	Max	18-1	0.31457
18	0.00000	SLV	Min	18-1	0.00000
18	0.15729	SLV	Min	18-1	0.15729
18	0.31457	SLV	Min	18-1	0.31457
19	0.00000	SLU	Max	19-1	0.00000
19	0.15729	SLU	Max	19-1	0.15729
19	0.31457	SLU	Max	19-1	0.31457
19	0.00000	SLU	Min	19-1	0.00000
19	0.15729	SLU	Min	19-1	0.15729
19	0.31457	SLU	Min	19-1	0.31457
19	0.00000	SLE	Max	19-1	0.00000
19	0.15729	SLE	Max	19-1	0.15729
19	0.31457	SLE	Max	19-1	0.31457
19	0.00000	SLE	Min	19-1	0.00000
19	0.15729	SLE	Min	19-1	0.15729
19	0.31457	SLE	Min	19-1	0.31457
19	0.00000	SLV	Max	19-1	0.00000
19	0.15729	SLV	Max	19-1	0.15729
19	0.31457	SLV	Max	19-1	0.31457
19	0.00000	SLV	Min	19-1	0.00000
19	0.15729	SLV	Min	19-1	0.15729
19	0.31457	SLV	Min	19-1	0.31457
20	0.00000	SLU	Max	20-1	0.00000
20	0.12642	SLU	Max	20-1	0.12642
20	0.25284	SLU	Max	20-1	0.25284
20	0.00000	SLU	Min	20-1	0.00000
20	0.12642	SLU	Min	20-1	0.12642
20	0.25284	SLU	Min	20-1	0.25284
20	0.00000	SLE	Max	20-1	0.00000
20	0.12642	SLE	Max	20-1	0.12642
20	0.25284	SLE	Max	20-1	0.25284
20	0.00000	SLE	Min	20-1	0.00000
20	0.12642	SLE	Min	20-1	0.12642
20	0.25284	SLE	Min	20-1	0.25284
20	0.00000	SLV	Max	20-1	0.00000
20	0.12642	SLV	Max	20-1	0.12642
20	0.25284	SLV	Max	20-1	0.25284
20	0.00000	SLV	Min	20-1	0.00000
20	0.12642	SLV	Min	20-1	0.12642
20	0.25284	SLV	Min	20-1	0.25284
21	0.00000	SLU	Max	21-1	0.00000
21	0.15729	SLU	Max	21-1	0.15729
21	0.31457	SLU	Max	21-1	0.31457
21	0.00000	SLU	Min	21-1	0.00000
21	0.15729	SLU	Min	21-1	0.15729
21	0.31457	SLU	Min	21-1	0.31457
21	0.00000	SLE	Max	21-1	0.00000
21	0.15729	SLE	Max	21-1	0.15729
21	0.31457	SLE	Max	21-1	0.31457

Table: Element Forces - Frames, Part 4 of 4

Frame	Station m	OutputCase	StepType	FrameElem	ElemStation m
21	0.00000	SLE	Min	21-1	0.00000
21	0.15729	SLE	Min	21-1	0.15729
21	0.31457	SLE	Min	21-1	0.31457
21	0.00000	SLV	Max	21-1	0.00000
21	0.15729	SLV	Max	21-1	0.15729
21	0.31457	SLV	Max	21-1	0.31457
21	0.00000	SLV	Min	21-1	0.00000
21	0.15729	SLV	Min	21-1	0.15729
21	0.31457	SLV	Min	21-1	0.31457
22	0.00000	SLU	Max	22-1	0.00000
22	0.15729	SLU	Max	22-1	0.15729
22	0.31457	SLU	Max	22-1	0.31457
22	0.00000	SLU	Min	22-1	0.00000
22	0.15729	SLU	Min	22-1	0.15729
22	0.31457	SLU	Min	22-1	0.31457
22	0.00000	SLE	Max	22-1	0.00000
22	0.15729	SLE	Max	22-1	0.15729
22	0.31457	SLE	Max	22-1	0.31457
22	0.00000	SLE	Min	22-1	0.00000
22	0.15729	SLE	Min	22-1	0.15729
22	0.31457	SLE	Min	22-1	0.31457
22	0.00000	SLV	Max	22-1	0.00000
22	0.15729	SLV	Max	22-1	0.15729
22	0.31457	SLV	Max	22-1	0.31457
22	0.00000	SLV	Min	22-1	0.00000
22	0.15729	SLV	Min	22-1	0.15729
22	0.31457	SLV	Min	22-1	0.31457
23	0.00000	SLU	Max	23-1	0.00000
23	0.15729	SLU	Max	23-1	0.15729
23	0.31457	SLU	Max	23-1	0.31457
23	0.00000	SLU	Min	23-1	0.00000
23	0.15729	SLU	Min	23-1	0.15729
23	0.31457	SLU	Min	23-1	0.31457
23	0.00000	SLE	Max	23-1	0.00000
23	0.15729	SLE	Max	23-1	0.15729
23	0.31457	SLE	Max	23-1	0.31457
23	0.00000	SLE	Min	23-1	0.00000
23	0.15729	SLE	Min	23-1	0.15729
23	0.31457	SLE	Min	23-1	0.31457
23	0.00000	SLV	Max	23-1	0.00000
23	0.15729	SLV	Max	23-1	0.15729
23	0.31457	SLV	Max	23-1	0.31457
23	0.00000	SLV	Min	23-1	0.00000
23	0.15729	SLV	Min	23-1	0.15729
23	0.31457	SLV	Min	23-1	0.31457
24	0.00000	SLU	Max	24-1	0.00000
24	0.15729	SLU	Max	24-1	0.15729
24	0.31457	SLU	Max	24-1	0.31457
24	0.00000	SLU	Min	24-1	0.00000
24	0.15729	SLU	Min	24-1	0.15729
24	0.31457	SLU	Min	24-1	0.31457
24	0.00000	SLE	Max	24-1	0.00000
24	0.15729	SLE	Max	24-1	0.15729
24	0.31457	SLE	Max	24-1	0.31457
24	0.00000	SLE	Min	24-1	0.00000
24	0.15729	SLE	Min	24-1	0.15729
24	0.31457	SLE	Min	24-1	0.31457
24	0.00000	SLV	Max	24-1	0.00000
24	0.15729	SLV	Max	24-1	0.15729

Table: Element Forces - Frames, Part 4 of 4

Frame	Station m	OutputCase	StepType	FrameElem	ElemStation m
24	0.31457	SLV	Max	24-1	0.31457
24	0.00000	SLV	Min	24-1	0.00000
24	0.15729	SLV	Min	24-1	0.15729
24	0.31457	SLV	Min	24-1	0.31457
25	0.00000	SLU	Max	25-1	0.00000
25	0.15729	SLU	Max	25-1	0.15729
25	0.31457	SLU	Max	25-1	0.31457
25	0.00000	SLU	Min	25-1	0.00000
25	0.15729	SLU	Min	25-1	0.15729
25	0.31457	SLU	Min	25-1	0.31457
25	0.00000	SLE	Max	25-1	0.00000
25	0.15729	SLE	Max	25-1	0.15729
25	0.31457	SLE	Max	25-1	0.31457
25	0.00000	SLE	Min	25-1	0.00000
25	0.15729	SLE	Min	25-1	0.15729
25	0.31457	SLE	Min	25-1	0.31457
25	0.00000	SLV	Max	25-1	0.00000
25	0.15729	SLV	Max	25-1	0.15729
25	0.31457	SLV	Max	25-1	0.31457
25	0.00000	SLV	Min	25-1	0.00000
25	0.15729	SLV	Min	25-1	0.15729
25	0.31457	SLV	Min	25-1	0.31457
26	0.00000	SLU	Max	26-1	0.00000
26	0.15729	SLU	Max	26-1	0.15729
26	0.31457	SLU	Max	26-1	0.31457
26	0.00000	SLU	Min	26-1	0.00000
26	0.15729	SLU	Min	26-1	0.15729
26	0.31457	SLU	Min	26-1	0.31457
26	0.00000	SLE	Max	26-1	0.00000
26	0.15729	SLE	Max	26-1	0.15729
26	0.31457	SLE	Max	26-1	0.31457
26	0.00000	SLE	Min	26-1	0.00000
26	0.15729	SLE	Min	26-1	0.15729
26	0.31457	SLE	Min	26-1	0.31457
26	0.00000	SLV	Max	26-1	0.00000
26	0.15729	SLV	Max	26-1	0.15729
26	0.31457	SLV	Max	26-1	0.31457
26	0.00000	SLV	Min	26-1	0.00000
26	0.15729	SLV	Min	26-1	0.15729
26	0.31457	SLV	Min	26-1	0.31457
27	0.00000	SLU	Max	27-1	0.00000
27	0.15729	SLU	Max	27-1	0.15729
27	0.31457	SLU	Max	27-1	0.31457
27	0.00000	SLU	Min	27-1	0.00000
27	0.15729	SLU	Min	27-1	0.15729
27	0.31457	SLU	Min	27-1	0.31457
27	0.00000	SLE	Max	27-1	0.00000
27	0.15729	SLE	Max	27-1	0.15729
27	0.31457	SLE	Max	27-1	0.31457
27	0.00000	SLE	Min	27-1	0.00000
27	0.15729	SLE	Min	27-1	0.15729
27	0.31457	SLE	Min	27-1	0.31457
27	0.00000	SLV	Max	27-1	0.00000
27	0.15729	SLV	Max	27-1	0.15729
27	0.31457	SLV	Max	27-1	0.31457
27	0.00000	SLV	Min	27-1	0.00000
27	0.15729	SLV	Min	27-1	0.15729
27	0.31457	SLV	Min	27-1	0.31457
28	0.00000	SLU	Max	28-1	0.00000

Table: Element Forces - Frames, Part 4 of 4

Frame	Station m	OutputCase	StepType	FrameElem	ElemStation m
28	0.15729	SLU	Max	28-1	0.15729
28	0.31457	SLU	Max	28-1	0.31457
28	0.00000	SLU	Min	28-1	0.00000
28	0.15729	SLU	Min	28-1	0.15729
28	0.31457	SLU	Min	28-1	0.31457
28	0.00000	SLE	Max	28-1	0.00000
28	0.15729	SLE	Max	28-1	0.15729
28	0.31457	SLE	Max	28-1	0.31457
28	0.00000	SLE	Min	28-1	0.00000
28	0.15729	SLE	Min	28-1	0.15729
28	0.31457	SLE	Min	28-1	0.31457
28	0.00000	SLV	Max	28-1	0.00000
28	0.15729	SLV	Max	28-1	0.15729
28	0.31457	SLV	Max	28-1	0.31457
28	0.00000	SLV	Min	28-1	0.00000
28	0.15729	SLV	Min	28-1	0.15729
28	0.31457	SLV	Min	28-1	0.31457
29	0.00000	SLU	Max	29-1	0.00000
29	0.15729	SLU	Max	29-1	0.15729
29	0.31457	SLU	Max	29-1	0.31457
29	0.00000	SLU	Min	29-1	0.00000
29	0.15729	SLU	Min	29-1	0.15729
29	0.31457	SLU	Min	29-1	0.31457
29	0.00000	SLE	Max	29-1	0.00000
29	0.15729	SLE	Max	29-1	0.15729
29	0.31457	SLE	Max	29-1	0.31457
29	0.00000	SLE	Min	29-1	0.00000
29	0.15729	SLE	Min	29-1	0.15729
29	0.31457	SLE	Min	29-1	0.31457
29	0.00000	SLV	Max	29-1	0.00000
29	0.15729	SLV	Max	29-1	0.15729
29	0.31457	SLV	Max	29-1	0.31457
29	0.00000	SLV	Min	29-1	0.00000
29	0.15729	SLV	Min	29-1	0.15729
29	0.31457	SLV	Min	29-1	0.31457
30	0.00000	SLU	Max	30-1	0.00000
30	0.15729	SLU	Max	30-1	0.15729
30	0.31457	SLU	Max	30-1	0.31457
30	0.00000	SLU	Min	30-1	0.00000
30	0.15729	SLU	Min	30-1	0.15729
30	0.31457	SLU	Min	30-1	0.31457
30	0.00000	SLE	Max	30-1	0.00000
30	0.15729	SLE	Max	30-1	0.15729
30	0.31457	SLE	Max	30-1	0.31457
30	0.00000	SLE	Min	30-1	0.00000
30	0.15729	SLE	Min	30-1	0.15729
30	0.31457	SLE	Min	30-1	0.31457
30	0.00000	SLV	Max	30-1	0.00000
30	0.15729	SLV	Max	30-1	0.15729
30	0.31457	SLV	Max	30-1	0.31457
30	0.00000	SLV	Min	30-1	0.00000
30	0.15729	SLV	Min	30-1	0.15729
30	0.31457	SLV	Min	30-1	0.31457
31	0.00000	SLU	Max	31-1	0.00000
31	0.15729	SLU	Max	31-1	0.15729
31	0.31457	SLU	Max	31-1	0.31457
31	0.00000	SLU	Min	31-1	0.00000
31	0.15729	SLU	Min	31-1	0.15729
31	0.31457	SLU	Min	31-1	0.31457

Table: Element Forces - Frames, Part 4 of 4

Frame	Station m	OutputCase	StepType	FrameElem	ElemStation m
31	0.00000	SLE	Max	31-1	0.00000
31	0.15729	SLE	Max	31-1	0.15729
31	0.31457	SLE	Max	31-1	0.31457
31	0.00000	SLE	Min	31-1	0.00000
31	0.15729	SLE	Min	31-1	0.15729
31	0.31457	SLE	Min	31-1	0.31457
31	0.00000	SLV	Max	31-1	0.00000
31	0.15729	SLV	Max	31-1	0.15729
31	0.31457	SLV	Max	31-1	0.31457
31	0.00000	SLV	Min	31-1	0.00000
31	0.15729	SLV	Min	31-1	0.15729
31	0.31457	SLV	Min	31-1	0.31457
32	0.00000	SLU	Max	32-1	0.00000
32	0.15729	SLU	Max	32-1	0.15729
32	0.31457	SLU	Max	32-1	0.31457
32	0.00000	SLU	Min	32-1	0.00000
32	0.15729	SLU	Min	32-1	0.15729
32	0.31457	SLU	Min	32-1	0.31457
32	0.00000	SLE	Max	32-1	0.00000
32	0.15729	SLE	Max	32-1	0.15729
32	0.31457	SLE	Max	32-1	0.31457
32	0.00000	SLE	Min	32-1	0.00000
32	0.15729	SLE	Min	32-1	0.15729
32	0.31457	SLE	Min	32-1	0.31457
32	0.00000	SLV	Max	32-1	0.00000
32	0.15729	SLV	Max	32-1	0.15729
32	0.31457	SLV	Max	32-1	0.31457
32	0.00000	SLV	Min	32-1	0.00000
32	0.15729	SLV	Min	32-1	0.15729
32	0.31457	SLV	Min	32-1	0.31457
33	0.00000	SLU	Max	33-1	0.00000
33	0.15729	SLU	Max	33-1	0.15729
33	0.31457	SLU	Max	33-1	0.31457
33	0.00000	SLU	Min	33-1	0.00000
33	0.15729	SLU	Min	33-1	0.15729
33	0.31457	SLU	Min	33-1	0.31457
33	0.00000	SLE	Max	33-1	0.00000
33	0.15729	SLE	Max	33-1	0.15729
33	0.31457	SLE	Max	33-1	0.31457
33	0.00000	SLE	Min	33-1	0.00000
33	0.15729	SLE	Min	33-1	0.15729
33	0.31457	SLE	Min	33-1	0.31457
33	0.00000	SLV	Max	33-1	0.00000
33	0.15729	SLV	Max	33-1	0.15729
33	0.31457	SLV	Max	33-1	0.31457
33	0.00000	SLV	Min	33-1	0.00000
33	0.15729	SLV	Min	33-1	0.15729
33	0.31457	SLV	Min	33-1	0.31457
34	0.00000	SLU	Max	34-1	0.00000
34	0.15729	SLU	Max	34-1	0.15729
34	0.31457	SLU	Max	34-1	0.31457
34	0.00000	SLU	Min	34-1	0.00000
34	0.15729	SLU	Min	34-1	0.15729
34	0.31457	SLU	Min	34-1	0.31457
34	0.00000	SLE	Max	34-1	0.00000
34	0.15729	SLE	Max	34-1	0.15729
34	0.31457	SLE	Max	34-1	0.31457
34	0.00000	SLE	Min	34-1	0.00000
34	0.15729	SLE	Min	34-1	0.15729

Table: Element Forces - Frames, Part 4 of 4

Frame	Station m	OutputCase	StepType	FrameElem	ElemStation m
34	0.31457	SLE	Min	34-1	0.31457
34	0.00000	SLV	Max	34-1	0.00000
34	0.15729	SLV	Max	34-1	0.15729
34	0.31457	SLV	Max	34-1	0.31457
34	0.00000	SLV	Min	34-1	0.00000
34	0.15729	SLV	Min	34-1	0.15729
34	0.31457	SLV	Min	34-1	0.31457
35	0.00000	SLU	Max	35-1	0.00000
35	0.15729	SLU	Max	35-1	0.15729
35	0.31457	SLU	Max	35-1	0.31457
35	0.00000	SLU	Min	35-1	0.00000
35	0.15729	SLU	Min	35-1	0.15729
35	0.31457	SLU	Min	35-1	0.31457
35	0.00000	SLE	Max	35-1	0.00000
35	0.15729	SLE	Max	35-1	0.15729
35	0.31457	SLE	Max	35-1	0.31457
35	0.00000	SLE	Min	35-1	0.00000
35	0.15729	SLE	Min	35-1	0.15729
35	0.31457	SLE	Min	35-1	0.31457
35	0.00000	SLV	Max	35-1	0.00000
35	0.15729	SLV	Max	35-1	0.15729
35	0.31457	SLV	Max	35-1	0.31457
35	0.00000	SLV	Min	35-1	0.00000
35	0.15729	SLV	Min	35-1	0.15729
35	0.31457	SLV	Min	35-1	0.31457
36	0.00000	SLU	Max	36-1	0.00000
36	0.15729	SLU	Max	36-1	0.15729
36	0.31457	SLU	Max	36-1	0.31457
36	0.00000	SLU	Min	36-1	0.00000
36	0.15729	SLU	Min	36-1	0.15729
36	0.31457	SLU	Min	36-1	0.31457
36	0.00000	SLE	Max	36-1	0.00000
36	0.15729	SLE	Max	36-1	0.15729
36	0.31457	SLE	Max	36-1	0.31457
36	0.00000	SLE	Min	36-1	0.00000
36	0.15729	SLE	Min	36-1	0.15729
36	0.31457	SLE	Min	36-1	0.31457
36	0.00000	SLV	Max	36-1	0.00000
36	0.15729	SLV	Max	36-1	0.15729
36	0.31457	SLV	Max	36-1	0.31457
36	0.00000	SLV	Min	36-1	0.00000
36	0.15729	SLV	Min	36-1	0.15729
36	0.31457	SLV	Min	36-1	0.31457
37	0.00000	SLU	Max	37-1	0.00000
37	0.15729	SLU	Max	37-1	0.15729
37	0.31457	SLU	Max	37-1	0.31457
37	0.00000	SLU	Min	37-1	0.00000
37	0.15729	SLU	Min	37-1	0.15729
37	0.31457	SLU	Min	37-1	0.31457
37	0.00000	SLE	Max	37-1	0.00000
37	0.15729	SLE	Max	37-1	0.15729
37	0.31457	SLE	Max	37-1	0.31457
37	0.00000	SLE	Min	37-1	0.00000
37	0.15729	SLE	Min	37-1	0.15729
37	0.31457	SLE	Min	37-1	0.31457
37	0.00000	SLV	Max	37-1	0.00000
37	0.15729	SLV	Max	37-1	0.15729
37	0.31457	SLV	Max	37-1	0.31457
37	0.00000	SLV	Min	37-1	0.00000

Table: Element Forces - Frames, Part 4 of 4

Frame	Station m	OutputCase	StepType	FrameElem	ElemStation m
37	0.15729	SLV	Min	37-1	0.15729
37	0.31457	SLV	Min	37-1	0.31457
38	0.00000	SLU	Max	38-1	0.00000
38	0.15729	SLU	Max	38-1	0.15729
38	0.31457	SLU	Max	38-1	0.31457
38	0.00000	SLU	Min	38-1	0.00000
38	0.15729	SLU	Min	38-1	0.15729
38	0.31457	SLU	Min	38-1	0.31457
38	0.00000	SLE	Max	38-1	0.00000
38	0.15729	SLE	Max	38-1	0.15729
38	0.31457	SLE	Max	38-1	0.31457
38	0.00000	SLE	Min	38-1	0.00000
38	0.15729	SLE	Min	38-1	0.15729
38	0.31457	SLE	Min	38-1	0.31457
38	0.00000	SLV	Max	38-1	0.00000
38	0.15729	SLV	Max	38-1	0.15729
38	0.31457	SLV	Max	38-1	0.31457
38	0.00000	SLV	Min	38-1	0.00000
38	0.15729	SLV	Min	38-1	0.15729
38	0.31457	SLV	Min	38-1	0.31457
39	0.00000	SLU	Max	39-1	0.00000
39	0.15729	SLU	Max	39-1	0.15729
39	0.31457	SLU	Max	39-1	0.31457
39	0.00000	SLU	Min	39-1	0.00000
39	0.15729	SLU	Min	39-1	0.15729
39	0.31457	SLU	Min	39-1	0.31457
39	0.00000	SLE	Max	39-1	0.00000
39	0.15729	SLE	Max	39-1	0.15729
39	0.31457	SLE	Max	39-1	0.31457
39	0.00000	SLE	Min	39-1	0.00000
39	0.15729	SLE	Min	39-1	0.15729
39	0.31457	SLE	Min	39-1	0.31457
39	0.00000	SLV	Max	39-1	0.00000
39	0.15729	SLV	Max	39-1	0.15729
39	0.31457	SLV	Max	39-1	0.31457
39	0.00000	SLV	Min	39-1	0.00000
39	0.15729	SLV	Min	39-1	0.15729
39	0.31457	SLV	Min	39-1	0.31457
40	0.00000	SLU	Max	40-1	0.00000
40	0.15729	SLU	Max	40-1	0.15729
40	0.31457	SLU	Max	40-1	0.31457
40	0.00000	SLU	Min	40-1	0.00000
40	0.15729	SLU	Min	40-1	0.15729
40	0.31457	SLU	Min	40-1	0.31457
40	0.00000	SLE	Max	40-1	0.00000
40	0.15729	SLE	Max	40-1	0.15729
40	0.31457	SLE	Max	40-1	0.31457
40	0.00000	SLE	Min	40-1	0.00000
40	0.15729	SLE	Min	40-1	0.15729
40	0.31457	SLE	Min	40-1	0.31457
40	0.00000	SLV	Max	40-1	0.00000
40	0.15729	SLV	Max	40-1	0.15729
40	0.31457	SLV	Max	40-1	0.31457
40	0.00000	SLV	Min	40-1	0.00000
40	0.15729	SLV	Min	40-1	0.15729
40	0.31457	SLV	Min	40-1	0.31457
41	0.00000	SLU	Max	41-1	0.00000
41	0.12642	SLU	Max	41-1	0.12642
41	0.25284	SLU	Max	41-1	0.25284

Table: Element Forces - Frames, Part 4 of 4

Frame	Station m	OutputCase	StepType	FrameElem	ElemStation m
41	0.00000	SLU	Min	41-1	0.00000
41	0.12642	SLU	Min	41-1	0.12642
41	0.25284	SLU	Min	41-1	0.25284
41	0.00000	SLE	Max	41-1	0.00000
41	0.12642	SLE	Max	41-1	0.12642
41	0.25284	SLE	Max	41-1	0.25284
41	0.00000	SLE	Min	41-1	0.00000
41	0.12642	SLE	Min	41-1	0.12642
41	0.25284	SLE	Min	41-1	0.25284
41	0.00000	SLV	Max	41-1	0.00000
41	0.12642	SLV	Max	41-1	0.12642
41	0.25284	SLV	Max	41-1	0.25284
41	0.00000	SLV	Min	41-1	0.00000
41	0.12642	SLV	Min	41-1	0.12642
41	0.25284	SLV	Min	41-1	0.25284
42	0.00000	SLU	Max	42-1	0.00000
42	0.15729	SLU	Max	42-1	0.15729
42	0.31457	SLU	Max	42-1	0.31457
42	0.00000	SLU	Min	42-1	0.00000
42	0.15729	SLU	Min	42-1	0.15729
42	0.31457	SLU	Min	42-1	0.31457
42	0.00000	SLE	Max	42-1	0.00000
42	0.15729	SLE	Max	42-1	0.15729
42	0.31457	SLE	Max	42-1	0.31457
42	0.00000	SLE	Min	42-1	0.00000
42	0.15729	SLE	Min	42-1	0.15729
42	0.31457	SLE	Min	42-1	0.31457
42	0.00000	SLV	Max	42-1	0.00000
42	0.15729	SLV	Max	42-1	0.15729
42	0.31457	SLV	Max	42-1	0.31457
42	0.00000	SLV	Min	42-1	0.00000
42	0.15729	SLV	Min	42-1	0.15729
42	0.31457	SLV	Min	42-1	0.31457
43	0.00000	SLU	Max	43-1	0.00000
43	0.15729	SLU	Max	43-1	0.15729
43	0.31457	SLU	Max	43-1	0.31457
43	0.00000	SLU	Min	43-1	0.00000
43	0.15729	SLU	Min	43-1	0.15729
43	0.31457	SLU	Min	43-1	0.31457
43	0.00000	SLE	Max	43-1	0.00000
43	0.15729	SLE	Max	43-1	0.15729
43	0.31457	SLE	Max	43-1	0.31457
43	0.00000	SLE	Min	43-1	0.00000
43	0.15729	SLE	Min	43-1	0.15729
43	0.31457	SLE	Min	43-1	0.31457
43	0.00000	SLV	Max	43-1	0.00000
43	0.15729	SLV	Max	43-1	0.15729
43	0.31457	SLV	Max	43-1	0.31457
43	0.00000	SLV	Min	43-1	0.00000
43	0.15729	SLV	Min	43-1	0.15729
43	0.31457	SLV	Min	43-1	0.31457
44	0.00000	SLU	Max	44-1	0.00000
44	0.15729	SLU	Max	44-1	0.15729
44	0.31457	SLU	Max	44-1	0.31457
44	0.00000	SLU	Min	44-1	0.00000
44	0.15729	SLU	Min	44-1	0.15729
44	0.31457	SLU	Min	44-1	0.31457
44	0.00000	SLE	Max	44-1	0.00000
44	0.15729	SLE	Max	44-1	0.15729

Table: Element Forces - Frames, Part 4 of 4

Frame	Station m	OutputCase	StepType	FrameElem	ElemStation m
44	0.31457	SLE	Max	44-1	0.31457
44	0.00000	SLE	Min	44-1	0.00000
44	0.15729	SLE	Min	44-1	0.15729
44	0.31457	SLE	Min	44-1	0.31457
44	0.00000	SLV	Max	44-1	0.00000
44	0.15729	SLV	Max	44-1	0.15729
44	0.31457	SLV	Max	44-1	0.31457
44	0.00000	SLV	Min	44-1	0.00000
44	0.15729	SLV	Min	44-1	0.15729
44	0.31457	SLV	Min	44-1	0.31457
45	0.00000	SLU	Max	45-1	0.00000
45	0.15729	SLU	Max	45-1	0.15729
45	0.31457	SLU	Max	45-1	0.31457
45	0.00000	SLU	Min	45-1	0.00000
45	0.15729	SLU	Min	45-1	0.15729
45	0.31457	SLU	Min	45-1	0.31457
45	0.00000	SLE	Max	45-1	0.00000
45	0.15729	SLE	Max	45-1	0.15729
45	0.31457	SLE	Max	45-1	0.31457
45	0.00000	SLE	Min	45-1	0.00000
45	0.15729	SLE	Min	45-1	0.15729
45	0.31457	SLE	Min	45-1	0.31457
45	0.00000	SLV	Max	45-1	0.00000
45	0.15729	SLV	Max	45-1	0.15729
45	0.31457	SLV	Max	45-1	0.31457
45	0.00000	SLV	Min	45-1	0.00000
45	0.15729	SLV	Min	45-1	0.15729
45	0.31457	SLV	Min	45-1	0.31457
46	0.00000	SLU	Max	46-1	0.00000
46	0.15729	SLU	Max	46-1	0.15729
46	0.31457	SLU	Max	46-1	0.31457
46	0.00000	SLU	Min	46-1	0.00000
46	0.15729	SLU	Min	46-1	0.15729
46	0.31457	SLU	Min	46-1	0.31457
46	0.00000	SLE	Max	46-1	0.00000
46	0.15729	SLE	Max	46-1	0.15729
46	0.31457	SLE	Max	46-1	0.31457
46	0.00000	SLE	Min	46-1	0.00000
46	0.15729	SLE	Min	46-1	0.15729
46	0.31457	SLE	Min	46-1	0.31457
46	0.00000	SLV	Max	46-1	0.00000
46	0.15729	SLV	Max	46-1	0.15729
46	0.31457	SLV	Max	46-1	0.31457
46	0.00000	SLV	Min	46-1	0.00000
46	0.15729	SLV	Min	46-1	0.15729
46	0.31457	SLV	Min	46-1	0.31457
47	0.00000	SLU	Max	47-1	0.00000
47	0.15729	SLU	Max	47-1	0.15729
47	0.31457	SLU	Max	47-1	0.31457
47	0.00000	SLU	Min	47-1	0.00000
47	0.15729	SLU	Min	47-1	0.15729
47	0.31457	SLU	Min	47-1	0.31457
47	0.00000	SLE	Max	47-1	0.00000
47	0.15729	SLE	Max	47-1	0.15729
47	0.31457	SLE	Max	47-1	0.31457
47	0.00000	SLE	Min	47-1	0.00000
47	0.15729	SLE	Min	47-1	0.15729
47	0.31457	SLE	Min	47-1	0.31457
47	0.00000	SLV	Max	47-1	0.00000

Table: Element Forces - Frames, Part 4 of 4

Frame	Station m	OutputCase	StepType	FrameElem	ElemStation m
47	0.15729	SLV	Max	47-1	0.15729
47	0.31457	SLV	Max	47-1	0.31457
47	0.00000	SLV	Min	47-1	0.00000
47	0.15729	SLV	Min	47-1	0.15729
47	0.31457	SLV	Min	47-1	0.31457
48	0.00000	SLU	Max	48-1	0.00000
48	0.15729	SLU	Max	48-1	0.15729
48	0.31457	SLU	Max	48-1	0.31457
48	0.00000	SLU	Min	48-1	0.00000
48	0.15729	SLU	Min	48-1	0.15729
48	0.31457	SLU	Min	48-1	0.31457
48	0.00000	SLE	Max	48-1	0.00000
48	0.15729	SLE	Max	48-1	0.15729
48	0.31457	SLE	Max	48-1	0.31457
48	0.00000	SLE	Min	48-1	0.00000
48	0.15729	SLE	Min	48-1	0.15729
48	0.31457	SLE	Min	48-1	0.31457
48	0.00000	SLV	Max	48-1	0.00000
48	0.15729	SLV	Max	48-1	0.15729
48	0.31457	SLV	Max	48-1	0.31457
48	0.00000	SLV	Min	48-1	0.00000
48	0.15729	SLV	Min	48-1	0.15729
48	0.31457	SLV	Min	48-1	0.31457
49	0.00000	SLU	Max	49-1	0.00000
49	0.28396	SLU	Max	49-1	0.28396
49	0.00000	SLU	Min	49-1	0.00000
49	0.28396	SLU	Min	49-1	0.28396
49	0.00000	SLE	Max	49-1	0.00000
49	0.28396	SLE	Max	49-1	0.28396
49	0.00000	SLE	Min	49-1	0.00000
49	0.28396	SLE	Min	49-1	0.28396
49	0.00000	SLV	Max	49-1	0.00000
49	0.28396	SLV	Max	49-1	0.28396
49	0.00000	SLV	Min	49-1	0.00000
49	0.28396	SLV	Min	49-1	0.28396
50	0.00000	SLU	Max	50-1	0.00000
50	0.28396	SLU	Max	50-1	0.28396
50	0.00000	SLU	Min	50-1	0.00000
50	0.28396	SLU	Min	50-1	0.28396
50	0.00000	SLE	Max	50-1	0.00000
50	0.28396	SLE	Max	50-1	0.28396
50	0.00000	SLE	Min	50-1	0.00000
50	0.28396	SLE	Min	50-1	0.28396
50	0.00000	SLV	Max	50-1	0.00000
50	0.28396	SLV	Max	50-1	0.28396
50	0.00000	SLV	Min	50-1	0.00000
50	0.28396	SLV	Min	50-1	0.28396
51	0.00000	SLU	Max	51-1	0.00000
51	0.28396	SLU	Max	51-1	0.28396
51	0.00000	SLU	Min	51-1	0.00000
51	0.28396	SLU	Min	51-1	0.28396
51	0.00000	SLE	Max	51-1	0.00000
51	0.28396	SLE	Max	51-1	0.28396
51	0.00000	SLE	Min	51-1	0.00000
51	0.28396	SLE	Min	51-1	0.28396
51	0.00000	SLV	Max	51-1	0.00000
51	0.28396	SLV	Max	51-1	0.28396
51	0.00000	SLV	Min	51-1	0.00000
51	0.28396	SLV	Min	51-1	0.28396

Table: Element Forces - Frames, Part 4 of 4

Frame	Station m	OutputCase	StepType	FrameElem	ElemStation m
52	0.00000	SLU	Max	52-1	0.00000
52	0.28396	SLU	Max	52-1	0.28396
52	0.00000	SLU	Min	52-1	0.00000
52	0.28396	SLU	Min	52-1	0.28396
52	0.00000	SLE	Max	52-1	0.00000
52	0.28396	SLE	Max	52-1	0.28396
52	0.00000	SLE	Min	52-1	0.00000
52	0.28396	SLE	Min	52-1	0.28396
52	0.00000	SLV	Max	52-1	0.00000
52	0.28396	SLV	Max	52-1	0.28396
52	0.00000	SLV	Min	52-1	0.00000
52	0.28396	SLV	Min	52-1	0.28396
53	0.00000	SLU	Max	53-1	0.00000
53	0.28396	SLU	Max	53-1	0.28396
53	0.00000	SLU	Min	53-1	0.00000
53	0.28396	SLU	Min	53-1	0.28396
53	0.00000	SLE	Max	53-1	0.00000
53	0.28396	SLE	Max	53-1	0.28396
53	0.00000	SLE	Min	53-1	0.00000
53	0.28396	SLE	Min	53-1	0.28396
53	0.00000	SLV	Max	53-1	0.00000
53	0.28396	SLV	Max	53-1	0.28396
53	0.00000	SLV	Min	53-1	0.00000
53	0.28396	SLV	Min	53-1	0.28396
54	0.00000	SLU	Max	54-1	0.00000
54	0.28396	SLU	Max	54-1	0.28396
54	0.00000	SLU	Min	54-1	0.00000
54	0.28396	SLU	Min	54-1	0.28396
54	0.00000	SLE	Max	54-1	0.00000
54	0.28396	SLE	Max	54-1	0.28396
54	0.00000	SLE	Min	54-1	0.00000
54	0.28396	SLE	Min	54-1	0.28396
54	0.00000	SLV	Max	54-1	0.00000
54	0.28396	SLV	Max	54-1	0.28396
54	0.00000	SLV	Min	54-1	0.00000
54	0.28396	SLV	Min	54-1	0.28396
55	0.00000	SLU	Max	55-1	0.00000
55	0.15729	SLU	Max	55-1	0.15729
55	0.31457	SLU	Max	55-1	0.31457
55	0.00000	SLU	Min	55-1	0.00000
55	0.15729	SLU	Min	55-1	0.15729
55	0.31457	SLU	Min	55-1	0.31457
55	0.00000	SLE	Max	55-1	0.00000
55	0.15729	SLE	Max	55-1	0.15729
55	0.31457	SLE	Max	55-1	0.31457
55	0.00000	SLE	Min	55-1	0.00000
55	0.15729	SLE	Min	55-1	0.15729
55	0.31457	SLE	Min	55-1	0.31457
55	0.00000	SLV	Max	55-1	0.00000
55	0.15729	SLV	Max	55-1	0.15729
55	0.31457	SLV	Max	55-1	0.31457
55	0.00000	SLV	Min	55-1	0.00000
55	0.15729	SLV	Min	55-1	0.15729
55	0.31457	SLV	Min	55-1	0.31457
56	0.00000	SLU	Max	56-1	0.00000
56	0.18815	SLU	Max	56-1	0.18815
56	0.37630	SLU	Max	56-1	0.37630
56	0.00000	SLU	Min	56-1	0.00000
56	0.18815	SLU	Min	56-1	0.18815

Table: Element Forces - Frames, Part 4 of 4

Frame	Station m	OutputCase	StepType	FrameElem	ElemStation m
56	0.37630	SLU	Min	56-1	0.37630
56	0.00000	SLE	Max	56-1	0.00000
56	0.18815	SLE	Max	56-1	0.18815
56	0.37630	SLE	Max	56-1	0.37630
56	0.00000	SLE	Min	56-1	0.00000
56	0.18815	SLE	Min	56-1	0.18815
56	0.37630	SLE	Min	56-1	0.37630
56	0.00000	SLV	Max	56-1	0.00000
56	0.18815	SLV	Max	56-1	0.18815
56	0.37630	SLV	Max	56-1	0.37630
56	0.00000	SLV	Min	56-1	0.00000
56	0.18815	SLV	Min	56-1	0.18815
56	0.37630	SLV	Min	56-1	0.37630
57	0.00000	SLU	Max	57-1	0.00000
57	0.18815	SLU	Max	57-1	0.18815
57	0.37630	SLU	Max	57-1	0.37630
57	0.00000	SLU	Min	57-1	0.00000
57	0.18815	SLU	Min	57-1	0.18815
57	0.37630	SLU	Min	57-1	0.37630
57	0.00000	SLE	Max	57-1	0.00000
57	0.18815	SLE	Max	57-1	0.18815
57	0.37630	SLE	Max	57-1	0.37630
57	0.00000	SLE	Min	57-1	0.00000
57	0.18815	SLE	Min	57-1	0.18815
57	0.37630	SLE	Min	57-1	0.37630
57	0.00000	SLV	Max	57-1	0.00000
57	0.18815	SLV	Max	57-1	0.18815
57	0.37630	SLV	Max	57-1	0.37630
57	0.00000	SLV	Min	57-1	0.00000
57	0.18815	SLV	Min	57-1	0.18815
57	0.37630	SLV	Min	57-1	0.37630
58	0.00000	SLU	Max	58-1	0.00000
58	0.15729	SLU	Max	58-1	0.15729
58	0.31457	SLU	Max	58-1	0.31457
58	0.00000	SLU	Min	58-1	0.00000
58	0.15729	SLU	Min	58-1	0.15729
58	0.31457	SLU	Min	58-1	0.31457
58	0.00000	SLE	Max	58-1	0.00000
58	0.15729	SLE	Max	58-1	0.15729
58	0.31457	SLE	Max	58-1	0.31457
58	0.00000	SLE	Min	58-1	0.00000
58	0.15729	SLE	Min	58-1	0.15729
58	0.31457	SLE	Min	58-1	0.31457
58	0.00000	SLV	Max	58-1	0.00000
58	0.15729	SLV	Max	58-1	0.15729
58	0.31457	SLV	Max	58-1	0.31457
58	0.00000	SLV	Min	58-1	0.00000
58	0.15729	SLV	Min	58-1	0.15729
58	0.31457	SLV	Min	58-1	0.31457

Table: Frame Auto Mesh Assignments

Table: Frame Auto Mesh Assignments

Frame	AutoMesh	AtJoints	AtFrames	NumSegments	MaxLength m	MaxDegrees Degrees
1	Yes	Yes	No	0	0.000000	0.000
2	Yes	Yes	No	0	0.000000	0.000

Table: Frame Auto Mesh Assignments

Frame	AutoMesh	AtJoints	AtFrames	NumSegments	MaxLength m	MaxDegrees Degrees
3	Yes	Yes	No	0	0.000000	0.000
4	Yes	Yes	No	0	0.000000	0.000
5	Yes	Yes	No	0	0.000000	0.000
6	Yes	Yes	No	0	0.000000	0.000
7	Yes	Yes	No	0	0.000000	0.000
8	Yes	Yes	No	0	0.000000	0.000
9	Yes	Yes	No	0	0.000000	0.000
10	Yes	Yes	No	0	0.000000	0.000
11	Yes	Yes	No	0	0.000000	0.000
12	Yes	Yes	No	0	0.000000	0.000
13	Yes	Yes	No	0	0.000000	0.000
14	Yes	Yes	No	0	0.000000	0.000
15	Yes	Yes	No	0	0.000000	0.000
16	Yes	Yes	No	0	0.000000	0.000
17	Yes	Yes	No	0	0.000000	0.000
18	Yes	Yes	No	0	0.000000	0.000
19	Yes	Yes	No	0	0.000000	0.000
20	Yes	Yes	No	0	0.000000	0.000
21	Yes	Yes	No	0	0.000000	0.000
22	Yes	Yes	No	0	0.000000	0.000
23	Yes	Yes	No	0	0.000000	0.000
24	Yes	Yes	No	0	0.000000	0.000
25	Yes	Yes	No	0	0.000000	0.000
26	Yes	Yes	No	0	0.000000	0.000
27	Yes	Yes	No	0	0.000000	0.000
28	Yes	Yes	No	0	0.000000	0.000
29	Yes	Yes	No	0	0.000000	0.000
30	Yes	Yes	No	0	0.000000	0.000
31	Yes	Yes	No	0	0.000000	0.000
32	Yes	Yes	No	0	0.000000	0.000
33	Yes	Yes	No	0	0.000000	0.000
34	Yes	Yes	No	0	0.000000	0.000
35	Yes	Yes	No	0	0.000000	0.000
36	Yes	Yes	No	0	0.000000	0.000
37	Yes	Yes	No	0	0.000000	0.000
38	Yes	Yes	No	0	0.000000	0.000
39	Yes	Yes	No	0	0.000000	0.000
40	Yes	Yes	No	0	0.000000	0.000
41	Yes	Yes	No	0	0.000000	0.000
42	Yes	Yes	No	0	0.000000	0.000
43	Yes	Yes	No	0	0.000000	0.000
44	Yes	Yes	No	0	0.000000	0.000
45	Yes	Yes	No	0	0.000000	0.000
46	Yes	Yes	No	0	0.000000	0.000
47	Yes	Yes	No	0	0.000000	0.000
48	Yes	Yes	No	0	0.000000	0.000
49	Yes	Yes	No	0	0.000000	0.000
50	Yes	Yes	No	0	0.000000	0.000
51	Yes	Yes	No	0	0.000000	0.000
52	Yes	Yes	No	0	0.000000	0.000
53	Yes	Yes	No	0	0.000000	0.000
54	Yes	Yes	No	0	0.000000	0.000
55	Yes	Yes	No	0	0.000000	0.000
56	Yes	Yes	No	0	0.000000	0.000
57	Yes	Yes	No	0	0.000000	0.000
58	Yes	Yes	No	0	0.000000	0.000

Table: Frame Design Procedures

Table: Frame Design Procedures

Frame	DesignProc
1	From Material
2	From Material
3	From Material
4	From Material
5	From Material
6	From Material
7	From Material
8	From Material
9	From Material
10	From Material
11	From Material
12	From Material
13	From Material
14	From Material
15	From Material
16	From Material
17	From Material
18	From Material
19	From Material
20	From Material
21	From Material
22	From Material
23	From Material
24	From Material
25	From Material
26	From Material
27	From Material
28	From Material
29	From Material
30	From Material
31	From Material

Table: Frame Design Procedures

Frame	DesignProc
32	From Material
33	From Material
34	From Material
35	From Material
36	From Material
37	From Material
38	From Material
39	From Material
40	From Material
41	From Material
42	From Material
43	From Material
44	From Material
45	From Material
46	From Material
47	From Material
48	From Material
49	From Material
50	From Material
51	From Material
52	From Material
53	From Material
54	From Material
55	From Material
56	From Material
57	From Material
58	From Material

Table: Frame Loads - Distributed, Part 1 of 3

Table: Frame Loads - Distributed, Part 1 of 3

Frame	LoadPat	CoordSys	Type	Dir	DistType	RelDistA
1	SOVRACC	GLOBAL	Force	Gravity	RelDist	0.0000
2	SOVRACC	GLOBAL	Force	Gravity	RelDist	0.0000
3	SOVRACC	GLOBAL	Force	Gravity	RelDist	0.0000

Table: Frame Loads - Distributed, Part 1 of 3

Frame	LoadPat	CoordSys	Type	Dir	DistType	RelDistA
4	SOVRACC	GLOBAL	Force	Gravity	RelDist	0.0000
5	SOVRACC	GLOBAL	Force	Gravity	RelDist	0.0000
6	SOVRACC	GLOBAL	Force	Gravity	RelDist	0.0000
7	SOVRACC	GLOBAL	Force	Gravity	RelDist	0.0000
8	SOVRACC	GLOBAL	Force	Gravity	RelDist	0.0000
9	SOVRACC	GLOBAL	Force	Gravity	RelDist	0.0000
10	SOVRACC	GLOBAL	Force	Gravity	RelDist	0.0000
11	SOVRACC	GLOBAL	Force	Gravity	RelDist	0.0000
12	SOVRACC	GLOBAL	Force	Gravity	RelDist	0.0000
13	SOVRACC	GLOBAL	Force	Gravity	RelDist	0.0000
14	SOVRACC	GLOBAL	Force	Gravity	RelDist	0.0000
15	SOVRACC	GLOBAL	Force	Gravity	RelDist	0.0000
16	SOVRACC	GLOBAL	Force	Gravity	RelDist	0.0000
17	SOVRACC	GLOBAL	Force	Gravity	RelDist	0.0000
18	SOVRACC	GLOBAL	Force	Gravity	RelDist	0.0000
19	SOVRACC	GLOBAL	Force	Gravity	RelDist	0.0000
20	SOVRACC	GLOBAL	Force	Gravity	RelDist	0.0000
21	SOVRACC	GLOBAL	Force	Gravity	RelDist	0.0000
22	SOVRACC	GLOBAL	Force	Gravity	RelDist	0.0000
23	SOVRACC	GLOBAL	Force	Gravity	RelDist	0.0000
24	SOVRACC	GLOBAL	Force	Gravity	RelDist	0.0000
25	SOVRACC	GLOBAL	Force	Gravity	RelDist	0.0000
26	SOVRACC	GLOBAL	Force	Gravity	RelDist	0.0000
27	SOVRACC	GLOBAL	Force	Gravity	RelDist	0.0000
28	SOVRACC	GLOBAL	Force	Gravity	RelDist	0.0000
29	SOVRACC	GLOBAL	Force	Gravity	RelDist	0.0000
30	SOVRACC	GLOBAL	Force	Gravity	RelDist	0.0000
31	SOVRACC	GLOBAL	Force	Gravity	RelDist	0.0000
32	SOVRACC	GLOBAL	Force	Gravity	RelDist	0.0000
33	SOVRACC	GLOBAL	Force	Gravity	RelDist	0.0000
34	SOVRACC	GLOBAL	Force	Gravity	RelDist	0.0000
35	SOVRACC	GLOBAL	Force	Gravity	RelDist	0.0000
36	SOVRACC	GLOBAL	Force	Gravity	RelDist	0.0000
37	SOVRACC	GLOBAL	Force	Gravity	RelDist	0.0000
38	SOVRACC	GLOBAL	Force	Gravity	RelDist	0.0000
39	SOVRACC	GLOBAL	Force	Gravity	RelDist	0.0000
40	SOVRACC	GLOBAL	Force	Gravity	RelDist	0.0000
41	SOVRACC	GLOBAL	Force	Gravity	RelDist	0.0000
42	SOVRACC	GLOBAL	Force	Gravity	RelDist	0.0000
43	SOVRACC	GLOBAL	Force	Gravity	RelDist	0.0000
44	SOVRACC	GLOBAL	Force	Gravity	RelDist	0.0000
45	SOVRACC	GLOBAL	Force	Gravity	RelDist	0.0000
46	SOVRACC	GLOBAL	Force	Gravity	RelDist	0.0000
47	SOVRACC	GLOBAL	Force	Gravity	RelDist	0.0000
48	SOVRACC	GLOBAL	Force	Gravity	RelDist	0.0000
49	SOVRACC	GLOBAL	Force	Gravity	RelDist	0.0000
50	SOVRACC	GLOBAL	Force	Gravity	RelDist	0.0000
51	SOVRACC	GLOBAL	Force	Gravity	RelDist	0.0000
52	SOVRACC	GLOBAL	Force	Gravity	RelDist	0.0000
53	SOVRACC	GLOBAL	Force	Gravity	RelDist	0.0000
54	SOVRACC	GLOBAL	Force	Gravity	RelDist	0.0000
55	SOVRACC	GLOBAL	Force	Gravity	RelDist	0.0000
56	SOVRACC	GLOBAL	Force	Gravity	RelDist	0.0000
57	SOVRACC	GLOBAL	Force	Gravity	RelDist	0.0000
58	SOVRACC	GLOBAL	Force	Gravity	RelDist	0.0000

Table: Frame Loads - Distributed, Part 2 of 3

Table: Frame Loads - Distributed, Part 2 of 3

Frame	LoadPat	RelDistB	AbsDistA m	AbsDistB m	FOverLA KN/m	FOverLB KN/m
1	SOVRACC	1.0000	0.00000	0.28396	197.50	197.50
2	SOVRACC	1.0000	0.00000	0.28396	197.50	197.50
3	SOVRACC	1.0000	0.00000	0.28396	197.50	197.50
4	SOVRACC	1.0000	0.00000	0.28396	197.50	197.50
5	SOVRACC	1.0000	0.00000	0.28396	197.50	197.50
6	SOVRACC	1.0000	0.00000	0.28396	197.50	197.50
7	SOVRACC	1.0000	0.00000	0.31457	65.00	65.00
8	SOVRACC	1.0000	0.00000	0.31457	65.00	65.00
9	SOVRACC	1.0000	0.00000	0.31457	65.00	65.00
10	SOVRACC	1.0000	0.00000	0.31457	65.00	65.00
11	SOVRACC	1.0000	0.00000	0.31457	65.00	65.00
12	SOVRACC	1.0000	0.00000	0.31457	65.00	65.00
13	SOVRACC	1.0000	0.00000	0.31457	65.00	65.00
14	SOVRACC	1.0000	0.00000	0.31457	65.00	65.00
15	SOVRACC	1.0000	0.00000	0.31457	65.00	65.00
16	SOVRACC	1.0000	0.00000	0.31457	65.00	65.00
17	SOVRACC	1.0000	0.00000	0.31457	65.00	65.00
18	SOVRACC	1.0000	0.00000	0.31457	65.00	65.00
19	SOVRACC	1.0000	0.00000	0.31457	65.00	65.00
20	SOVRACC	1.0000	0.00000	0.25284	65.00	65.00
21	SOVRACC	1.0000	0.00000	0.31457	65.00	65.00
22	SOVRACC	1.0000	0.00000	0.31457	65.00	65.00
23	SOVRACC	1.0000	0.00000	0.31457	65.00	65.00
24	SOVRACC	1.0000	0.00000	0.31457	65.00	65.00
25	SOVRACC	1.0000	0.00000	0.31457	65.00	65.00
26	SOVRACC	1.0000	0.00000	0.31457	65.00	65.00
27	SOVRACC	1.0000	0.00000	0.31457	65.00	65.00
28	SOVRACC	1.0000	0.00000	0.31457	65.00	65.00
29	SOVRACC	1.0000	0.00000	0.31457	65.00	65.00
30	SOVRACC	1.0000	0.00000	0.31457	65.00	65.00
31	SOVRACC	1.0000	0.00000	0.31457	65.00	65.00
32	SOVRACC	1.0000	0.00000	0.31457	65.00	65.00
33	SOVRACC	1.0000	0.00000	0.31457	65.00	65.00
34	SOVRACC	1.0000	0.00000	0.31457	65.00	65.00
35	SOVRACC	1.0000	0.00000	0.31457	65.00	65.00
36	SOVRACC	1.0000	0.00000	0.31457	65.00	65.00
37	SOVRACC	1.0000	0.00000	0.31457	65.00	65.00
38	SOVRACC	1.0000	0.00000	0.31457	65.00	65.00
39	SOVRACC	1.0000	0.00000	0.31457	65.00	65.00
40	SOVRACC	1.0000	0.00000	0.31457	65.00	65.00
41	SOVRACC	1.0000	0.00000	0.25284	65.00	65.00
42	SOVRACC	1.0000	0.00000	0.31457	65.00	65.00
43	SOVRACC	1.0000	0.00000	0.31457	65.00	65.00
44	SOVRACC	1.0000	0.00000	0.31457	65.00	65.00
45	SOVRACC	1.0000	0.00000	0.31457	65.00	65.00
46	SOVRACC	1.0000	0.00000	0.31457	65.00	65.00
47	SOVRACC	1.0000	0.00000	0.31457	65.00	65.00
48	SOVRACC	1.0000	0.00000	0.31457	65.00	65.00
49	SOVRACC	1.0000	0.00000	0.28396	197.50	197.50
50	SOVRACC	1.0000	0.00000	0.28396	197.50	197.50
51	SOVRACC	1.0000	0.00000	0.28396	197.50	197.50
52	SOVRACC	1.0000	0.00000	0.28396	197.50	197.50
53	SOVRACC	1.0000	0.00000	0.28396	197.50	197.50
54	SOVRACC	1.0000	0.00000	0.28396	197.50	197.50
55	SOVRACC	1.0000	0.00000	0.31457	65.00	65.00
56	SOVRACC	1.0000	0.00000	0.37630	65.00	65.00
57	SOVRACC	1.0000	0.00000	0.37630	65.00	65.00

Table: Frame Loads - Distributed, Part 2 of 3

Frame	LoadPat	RelDistB	AbsDistA m	AbsDistB m	FOverLA KN/m	FOverLB KN/m
58	SOVRACC	1.0000	0.00000	0.31457	65.00	65.00

Table: Frame Loads - Distributed, Part 3 of 3

Table: Frame Loads - Distributed, Part 3 of 3

Frame	LoadPat	GUID
1	SOVRACC	
2	SOVRACC	
3	SOVRACC	
4	SOVRACC	
5	SOVRACC	
6	SOVRACC	
7	SOVRACC	
8	SOVRACC	
9	SOVRACC	
10	SOVRACC	
11	SOVRACC	
12	SOVRACC	
13	SOVRACC	
14	SOVRACC	
15	SOVRACC	
16	SOVRACC	
17	SOVRACC	
18	SOVRACC	
19	SOVRACC	
20	SOVRACC	
21	SOVRACC	
22	SOVRACC	
23	SOVRACC	
24	SOVRACC	
25	SOVRACC	
26	SOVRACC	
27	SOVRACC	
28	SOVRACC	
29	SOVRACC	
30	SOVRACC	
31	SOVRACC	
32	SOVRACC	
33	SOVRACC	
34	SOVRACC	
35	SOVRACC	
36	SOVRACC	
37	SOVRACC	
38	SOVRACC	
39	SOVRACC	
40	SOVRACC	
41	SOVRACC	
42	SOVRACC	
43	SOVRACC	
44	SOVRACC	
45	SOVRACC	
46	SOVRACC	
47	SOVRACC	
48	SOVRACC	
49	SOVRACC	
50	SOVRACC	
51	SOVRACC	

Table: Frame Loads - Distributed, Part 3 of 3

Frame	LoadPat	GUID
52	SOVRACC	
53	SOVRACC	
54	SOVRACC	
55	SOVRACC	
56	SOVRACC	
57	SOVRACC	
58	SOVRACC	

Table: Frame Output Station Assignments

Table: Frame Output Station Assignments

Frame	StationType	MinNumSta	MaxStaSpcg	AddAtElmIn t	AddAtPtLoa d
1	MaxStaSpcg		0.50000	Yes	Yes
2	MaxStaSpcg		0.50000	Yes	Yes
3	MaxStaSpcg		0.50000	Yes	Yes
4	MaxStaSpcg		0.50000	Yes	Yes
5	MaxStaSpcg		0.50000	Yes	Yes
6	MaxStaSpcg		0.50000	Yes	Yes
7	MinNumSta	3		Yes	Yes
8	MinNumSta	3		Yes	Yes
9	MinNumSta	3		Yes	Yes
10	MinNumSta	3		Yes	Yes
11	MinNumSta	3		Yes	Yes
12	MinNumSta	3		Yes	Yes
13	MinNumSta	3		Yes	Yes
14	MinNumSta	3		Yes	Yes
15	MinNumSta	3		Yes	Yes
16	MinNumSta	3		Yes	Yes
17	MinNumSta	3		Yes	Yes
18	MinNumSta	3		Yes	Yes
19	MinNumSta	3		Yes	Yes
20	MinNumSta	3		Yes	Yes
21	MinNumSta	3		Yes	Yes
22	MinNumSta	3		Yes	Yes
23	MinNumSta	3		Yes	Yes
24	MinNumSta	3		Yes	Yes
25	MinNumSta	3		Yes	Yes
26	MinNumSta	3		Yes	Yes
27	MinNumSta	3		Yes	Yes
28	MinNumSta	3		Yes	Yes
29	MinNumSta	3		Yes	Yes
30	MinNumSta	3		Yes	Yes
31	MinNumSta	3		Yes	Yes
32	MinNumSta	3		Yes	Yes
33	MinNumSta	3		Yes	Yes
34	MinNumSta	3		Yes	Yes
35	MinNumSta	3		Yes	Yes
36	MinNumSta	3		Yes	Yes
37	MinNumSta	3		Yes	Yes
38	MinNumSta	3		Yes	Yes
39	MinNumSta	3		Yes	Yes
40	MinNumSta	3		Yes	Yes
41	MinNumSta	3		Yes	Yes
42	MinNumSta	3		Yes	Yes
43	MinNumSta	3		Yes	Yes
44	MinNumSta	3		Yes	Yes

Table: Frame Output Station Assignments

Frame	StationType	MinNumSta	MaxStaSpcg	AddAtElmIn t	AddAtPtLoa d
			m		
45	MinNumSta	3		Yes	Yes
46	MinNumSta	3		Yes	Yes
47	MinNumSta	3		Yes	Yes
48	MinNumSta	3		Yes	Yes
49	MaxStaSpcg		0.50000	Yes	Yes
50	MaxStaSpcg		0.50000	Yes	Yes
51	MaxStaSpcg		0.50000	Yes	Yes
52	MaxStaSpcg		0.50000	Yes	Yes
53	MaxStaSpcg		0.50000	Yes	Yes
54	MaxStaSpcg		0.50000	Yes	Yes
55	MinNumSta	3		Yes	Yes
56	MinNumSta	3		Yes	Yes
57	MinNumSta	3		Yes	Yes
58	MinNumSta	3		Yes	Yes

Table: Frame Section Assignments

Table: Frame Section Assignments

Frame	SectionType	AutoSelect	AnalSect	DesignSect	MatProp
1	Rectangular	N.A.	1.5	1.5	Default
2	Rectangular	N.A.	1.5	1.5	Default
3	Rectangular	N.A.	1.5	1.5	Default
4	Rectangular	N.A.	1.5	1.5	Default
5	Rectangular	N.A.	1.5	1.5	Default
6	Rectangular	N.A.	1.5	1.5	Default
7	Rectangular	N.A.	1	1	Default
8	Rectangular	N.A.	1	1	Default
9	Rectangular	N.A.	1	1	Default
10	Rectangular	N.A.	1	1	Default
11	Rectangular	N.A.	1	1	Default
12	Rectangular	N.A.	1	1	Default
13	Rectangular	N.A.	1	1	Default
14	Rectangular	N.A.	1	1	Default
15	Rectangular	N.A.	1	1	Default
16	Rectangular	N.A.	1	1	Default
17	Rectangular	N.A.	1	1	Default
18	Rectangular	N.A.	1	1	Default
19	Rectangular	N.A.	1	1	Default
20	Rectangular	N.A.	1	1	Default
21	Rectangular	N.A.	1	1	Default
22	Rectangular	N.A.	1	1	Default
23	Rectangular	N.A.	1	1	Default
24	Rectangular	N.A.	1	1	Default
25	Rectangular	N.A.	1	1	Default
26	Rectangular	N.A.	1	1	Default
27	Rectangular	N.A.	1	1	Default
28	Rectangular	N.A.	1	1	Default
29	Rectangular	N.A.	1	1	Default
30	Rectangular	N.A.	1	1	Default
31	Rectangular	N.A.	1	1	Default
32	Rectangular	N.A.	1	1	Default
33	Rectangular	N.A.	1	1	Default
34	Rectangular	N.A.	1	1	Default
35	Rectangular	N.A.	1	1	Default
36	Rectangular	N.A.	1	1	Default
37	Rectangular	N.A.	1	1	Default

Table: Frame Section Assignments

Frame	SectionType	AutoSelect	AnalSect	DesignSect	MatProp
38	Rectangular	N.A.	1	1	Default
39	Rectangular	N.A.	1	1	Default
40	Rectangular	N.A.	1	1	Default
41	Rectangular	N.A.	1	1	Default
42	Rectangular	N.A.	1	1	Default
43	Rectangular	N.A.	1	1	Default
44	Rectangular	N.A.	1	1	Default
45	Rectangular	N.A.	1	1	Default
46	Rectangular	N.A.	1	1	Default
47	Rectangular	N.A.	1	1	Default
48	Rectangular	N.A.	1	1	Default
49	Rectangular	N.A.	1.5	1.5	Default
50	Rectangular	N.A.	1.5	1.5	Default
51	Rectangular	N.A.	1.5	1.5	Default
52	Rectangular	N.A.	1.5	1.5	Default
53	Rectangular	N.A.	1.5	1.5	Default
54	Rectangular	N.A.	1.5	1.5	Default
55	Rectangular	N.A.	1	1	Default
56	Rectangular	N.A.	1	1	Default
57	Rectangular	N.A.	1	1	Default
58	Rectangular	N.A.	1	1	Default

Table: Frame Section Properties 01 - General, Part 1 of 6

Table: Frame Section Properties 01 - General, Part 1 of 6

SectionName	Material	Shape	t3 m	t2 m	Area m2	TorsConst m4
1	C25/30	Rectangular	1.000000	1.000000	1.000000	0.140833
1.35	C25/30	Rectangular	1.350000	1.000000	1.350000	0.245269
1.5	C25/30	Rectangular	1.500000	1.000000	1.500000	0.293457
2	C25/30	Rectangular	2.000000	1.000000	2.000000	0.457760

Table: Frame Section Properties 01 - General, Part 2 of 6

Table: Frame Section Properties 01 - General, Part 2 of 6

SectionName	I33 m4	I22 m4	I23 m4	AS2 m2	AS3 m2	S33 m3	S22 m3
1	0.083333	0.083333	0.000000	0.833333	0.833333	0.166667	0.166667
1.35	0.205031	0.112500	0.000000	1.125000	1.125000	0.303750	0.225000
1.5	0.281250	0.125000	0.000000	1.250000	1.250000	0.375000	0.250000
2	0.666667	0.166667	0.000000	1.666667	1.666667	0.666667	0.333333

Table: Frame Section Properties 01 - General, Part 3 of 6

Table: Frame Section Properties 01 - General, Part 3 of 6

SectionName	Z33 m3	Z22 m3	R33 m	R22 m	EccV2 m	ConcCol	ConcBeam
1	0.250000	0.250000	0.288675	0.288675	0.000000	Yes	No
1.35	0.455625	0.337500	0.389711	0.288675	0.000000	Yes	No
1.5	0.562500	0.375000	0.433013	0.288675	0.000000	Yes	No
2	1.000000	0.500000	0.577350	0.288675	0.000000	No	Yes

Table: Frame Section Properties 01 - General, Part 4 of 6

Table: Frame Section Properties 01 - General, Part 4 of 6

SectionName	Color	TotalWt KN	TotalMass KN-s2/m	FromFile	AMod	A2Mod	A3Mod
1	4227327	361.653	36.88	No	1.000000	1.000000	1.000000
1.35	Blue	0.000	0.00	No	1.000000	1.000000	1.000000
1.5	Green	127.744	13.03	No	1.000000	1.000000	1.000000
2	12615935	0.000	0.00	No	1.000000	1.000000	1.000000

Table: Frame Section Properties 01 - General, Part 5 of 6

Table: Frame Section Properties 01 - General, Part 5 of 6

SectionName	JMod	I2Mod	I3Mod	MMod	WMod	GUID
1	1.000000	1.000000	1.000000	1.000000	1.000000	
1.35	1.000000	1.000000	1.000000	1.000000	1.000000	
1.5	1.000000	1.000000	1.000000	1.000000	1.000000	
2	1.000000	1.000000	1.000000	1.000000	1.000000	

Table: Frame Section Properties 01 - General, Part 6 of 6

Table: Frame Section Properties 01 - General, Part 6 of 6

SectionName	Notes
1	Added 24/07/2020 10:24:12
1.35	Added 24/07/2020 10:24:30
1.5	Added 31/07/2020 16:26:02
2	Added 18/11/2020 13:23:00

Table: Frame Spring Assignments

Table: Frame Spring Assignments

Frame	Type	Stiffness KN/m/m	SimpleType	Dir1Type	Dir
1	Simple	146987.00	Compression Only	Object Axes	2
2	Simple	146987.00	Compression Only	Object Axes	2
3	Simple	146987.00	Compression Only	Object Axes	2
4	Simple	146987.00	Compression Only	Object Axes	2
5	Simple	146987.00	Compression Only	Object Axes	2
6	Simple	146987.00	Compression Only	Object Axes	2
7	Simple	22129.00	Compression Only	Object Axes	2
8	Simple	22129.00	Compression Only	Object Axes	2
9	Simple	22129.00	Compression Only	Object Axes	2
10	Simple	22129.00	Compression Only	Object Axes	2
11	Simple	22129.00	Compression Only	Object Axes	2
12	Simple	22129.00	Compression Only	Object Axes	2
13	Simple	22129.00	Compression Only	Object Axes	2
14	Simple	22129.00	Compression Only	Object Axes	2
15	Simple	22129.00	Compression Only	Object Axes	2
16	Simple	22129.00	Compression Only	Object Axes	2
17	Simple	22129.00	Compression Only	Object Axes	2
18	Simple	22129.00	Compression Only	Object Axes	2
19	Simple	22129.00	Compression Only	Object Axes	2
20	Simple	22129.00	Compression Only	Object Axes	2
21	Simple	22129.00	Compression Only	Object Axes	2
22	Simple	22129.00	Compression Only	Object Axes	2
23	Simple	22129.00	Compression Only	Object Axes	2
24	Simple	22129.00	Compression Only	Object Axes	2

Table: Frame Spring Assignments

Frame	Type	Stiffness KN/m/m	SimpleType	Dir1Type	Dir
25	Simple	22129.00	Compression Only	Object Axes	2
26	Simple	22129.00	Compression Only	Object Axes	2
27	Simple	22129.00	Compression Only	Object Axes	2
28	Simple	22129.00	Compression Only	Object Axes	2
29	Simple	22129.00	Compression Only	Object Axes	2
30	Simple	22129.00	Compression Only	Object Axes	2
31	Simple	22129.00	Compression Only	Object Axes	2
32	Simple	22129.00	Compression Only	Object Axes	2
33	Simple	22129.00	Compression Only	Object Axes	2
34	Simple	22129.00	Compression Only	Object Axes	2
35	Simple	22129.00	Compression Only	Object Axes	2
36	Simple	22129.00	Compression Only	Object Axes	2
37	Simple	22129.00	Compression Only	Object Axes	2
38	Simple	22129.00	Compression Only	Object Axes	2
39	Simple	22129.00	Compression Only	Object Axes	2
40	Simple	22129.00	Compression Only	Object Axes	2
41	Simple	22129.00	Compression Only	Object Axes	2
42	Simple	22129.00	Compression Only	Object Axes	2
43	Simple	22129.00	Compression Only	Object Axes	2
44	Simple	22129.00	Compression Only	Object Axes	2
45	Simple	22129.00	Compression Only	Object Axes	2
46	Simple	22129.00	Compression Only	Object Axes	2
47	Simple	22129.00	Compression Only	Object Axes	2
48	Simple	22129.00	Compression Only	Object Axes	2
49	Simple	146987.00	Compression Only	Object Axes	2
50	Simple	146987.00	Compression Only	Object Axes	2
51	Simple	146987.00	Compression Only	Object Axes	2
52	Simple	146987.00	Compression Only	Object Axes	2
53	Simple	146987.00	Compression Only	Object Axes	2
54	Simple	146987.00	Compression Only	Object Axes	2
55	Simple	22129.00	Compression Only	Object Axes	2
56	Simple	22129.00	Compression Only	Object Axes	2
57	Simple	22129.00	Compression Only	Object Axes	2
58	Simple	22129.00	Compression Only	Object Axes	2

Table: Function - Power Spectral Density - User

Table: Function - Power Spectral Density - User

Name	Frequency Cyc/sec	Value
UNIFPSD	0.0000E+00	1.000000
UNIFPSD	1.0000E+00	1.000000

Table: Function - Response Spectrum - User

Table: Function - Response Spectrum - User

Name	Period Sec	Accel	FuncDamp
UNIFRS	0.000000	1.000000	0.050000
UNIFRS	1.000000	1.000000	

Table: Function - Steady State - User

Table: Function - Steady State - User

Name	Frequency Cyc/sec	Value
UNIFSS	0.0000E+00	1.000000
UNIFSS	1.0000E+00	1.000000

Table: Function - Time History - User

Table: Function - Time History - User

Name	Time Sec	Value
RAMPTH	0.0000	0.000000
RAMPTH	1.0000	1.000000
RAMPTH	4.0000	1.000000
UNIFTH	0.0000	1.000000
UNIFTH	1.0000	1.000000

Table: Joint Coordinates, Part 1 of 2

Table: Joint Coordinates, Part 1 of 2

Joint	CoordSys	CoordType	XorR m	Y m	Z m	SpecialJt	GlobalX m
1	GLOBAL	Cartesian	-7.64934	0.00000	3.49999	No	-7.64934
2	GLOBAL	Cartesian	-7.36538	0.00000	3.49999	No	-7.36538
3	GLOBAL	Cartesian	-7.08142	0.00000	3.49999	No	-7.08142
4	GLOBAL	Cartesian	-6.79746	0.00000	3.49999	No	-6.79746
5	GLOBAL	Cartesian	-6.51350	0.00000	3.49999	No	-6.51350
6	GLOBAL	Cartesian	-6.22954	0.00000	3.49999	No	-6.22954
7	GLOBAL	Cartesian	-5.94558	0.00000	3.49999	No	-5.94558
8	GLOBAL	Cartesian	-5.78660	0.00000	3.22855	No	-5.78660
9	GLOBAL	Cartesian	-5.61524	0.00000	2.96475	No	-5.61524
10	GLOBAL	Cartesian	-5.43185	0.00000	2.70916	No	-5.43185
11	GLOBAL	Cartesian	-5.23684	0.00000	2.46232	No	-5.23684
12	GLOBAL	Cartesian	-5.03063	0.00000	2.22477	No	-5.03063
13	GLOBAL	Cartesian	-4.81365	0.00000	1.99700	No	-4.81365
14	GLOBAL	Cartesian	-4.58637	0.00000	1.77952	No	-4.58637
15	GLOBAL	Cartesian	-4.34927	0.00000	1.57278	No	-4.34927
16	GLOBAL	Cartesian	-4.10286	0.00000	1.37722	No	-4.10286
17	GLOBAL	Cartesian	-3.84768	0.00000	1.19327	No	-3.84768
18	GLOBAL	Cartesian	-3.58426	0.00000	1.02132	No	-3.58426
19	GLOBAL	Cartesian	-3.31317	0.00000	0.86174	No	-3.31317
20	GLOBAL	Cartesian	-3.03499	0.00000	0.71487	No	-3.03499
21	GLOBAL	Cartesian	-2.40208	0.00000	0.43840	No	-2.40208
22	GLOBAL	Cartesian	-2.16392	0.00000	0.35349	No	-2.16392
23	GLOBAL	Cartesian	-1.86346	0.00000	0.26031	No	-1.86346
24	GLOBAL	Cartesian	-1.55902	0.00000	0.18113	No	-1.55902
25	GLOBAL	Cartesian	-1.25124	0.00000	0.11611	No	-1.25124
26	GLOBAL	Cartesian	-0.94078	0.00000	0.06539	No	-0.94078
27	GLOBAL	Cartesian	-0.62831	0.00000	0.02909	No	-0.62831
28	GLOBAL	Cartesian	-0.31449	0.00000	0.00728	No	-0.31449
29	GLOBAL	Cartesian	-1.200E-15	0.00000	1.172E-11	No	-1.200E-15
30	GLOBAL	Cartesian	5.94558	0.00000	3.49999	No	5.94558
31	GLOBAL	Cartesian	5.78660	0.00000	3.22855	No	5.78660
32	GLOBAL	Cartesian	5.61524	0.00000	2.96475	No	5.61524
33	GLOBAL	Cartesian	5.43185	0.00000	2.70916	No	5.43185
34	GLOBAL	Cartesian	5.23684	0.00000	2.46232	No	5.23684
35	GLOBAL	Cartesian	5.03063	0.00000	2.22477	No	5.03063
36	GLOBAL	Cartesian	4.81365	0.00000	1.99700	No	4.81365

Table: Joint Coordinates, Part 1 of 2

Joint	CoordSys	CoordType	XorR m	Y m	Z m	SpecialJt	GlobalX m
37	GLOBAL	Cartesian	4.58637	0.00000	1.77952	No	4.58637
38	GLOBAL	Cartesian	4.34927	0.00000	1.57278	No	4.34927
39	GLOBAL	Cartesian	4.10286	0.00000	1.37722	No	4.10286
40	GLOBAL	Cartesian	3.84768	0.00000	1.19327	No	3.84768
41	GLOBAL	Cartesian	3.58426	0.00000	1.02132	No	3.58426
42	GLOBAL	Cartesian	3.31317	0.00000	0.86174	No	3.31317
43	GLOBAL	Cartesian	3.03499	0.00000	0.71487	No	3.03499
44	GLOBAL	Cartesian	2.40208	0.00000	0.43840	No	2.40208
45	GLOBAL	Cartesian	2.16392	0.00000	0.35349	No	2.16392
46	GLOBAL	Cartesian	1.86346	0.00000	0.26031	No	1.86346
47	GLOBAL	Cartesian	1.55902	0.00000	0.18113	No	1.55902
48	GLOBAL	Cartesian	1.25124	0.00000	0.11611	No	1.25124
49	GLOBAL	Cartesian	0.94078	0.00000	0.06539	No	0.94078
50	GLOBAL	Cartesian	0.62831	0.00000	0.02909	No	0.62831
51	GLOBAL	Cartesian	0.31449	0.00000	0.00728	No	0.31449
52	GLOBAL	Cartesian	7.64934	0.00000	3.49999	No	7.64934
53	GLOBAL	Cartesian	7.36538	0.00000	3.49999	No	7.36538
54	GLOBAL	Cartesian	7.08142	0.00000	3.49999	No	7.08142
55	GLOBAL	Cartesian	6.79746	0.00000	3.49999	No	6.79746
56	GLOBAL	Cartesian	6.51350	0.00000	3.49999	No	6.51350
57	GLOBAL	Cartesian	6.22954	0.00000	3.49999	No	6.22954
58	GLOBAL	Cartesian	-2.75031	0.00000	0.58101	No	-2.75031
59	GLOBAL	Cartesian	2.75031	0.00000	0.58101	No	2.75031

Table: Joint Coordinates, Part 2 of 2

Table: Joint Coordinates, Part 2 of 2

Joint	GlobalY m	GlobalZ m	GUID
1	0.00000	3.49999	
2	0.00000	3.49999	
3	0.00000	3.49999	
4	0.00000	3.49999	
5	0.00000	3.49999	
6	0.00000	3.49999	
7	0.00000	3.49999	
8	0.00000	3.22855	
9	0.00000	2.96475	
10	0.00000	2.70916	
11	0.00000	2.46232	
12	0.00000	2.22477	
13	0.00000	1.99700	
14	0.00000	1.77952	
15	0.00000	1.57278	
16	0.00000	1.37722	
17	0.00000	1.19327	
18	0.00000	1.02132	
19	0.00000	0.86174	
20	0.00000	0.71487	
21	0.00000	0.43840	
22	0.00000	0.35349	
23	0.00000	0.26031	
24	0.00000	0.18113	
25	0.00000	0.11611	
26	0.00000	0.06539	
27	0.00000	0.02909	
28	0.00000	0.00728	
29	0.00000	1.172E-11	

Table: Joint Coordinates, Part 2 of 2

Joint	GlobalY m	GlobalZ m	GUID
30	0.00000	3.49999	
31	0.00000	3.22855	
32	0.00000	2.96475	
33	0.00000	2.70916	
34	0.00000	2.46232	
35	0.00000	2.22477	
36	0.00000	1.99700	
37	0.00000	1.77952	
38	0.00000	1.57278	
39	0.00000	1.37722	
40	0.00000	1.19327	
41	0.00000	1.02132	
42	0.00000	0.86174	
43	0.00000	0.71487	
44	0.00000	0.43840	
45	0.00000	0.35349	
46	0.00000	0.26031	
47	0.00000	0.18113	
48	0.00000	0.11611	
49	0.00000	0.06539	
50	0.00000	0.02909	
51	0.00000	0.00728	
52	0.00000	3.49999	
53	0.00000	3.49999	
54	0.00000	3.49999	
55	0.00000	3.49999	
56	0.00000	3.49999	
57	0.00000	3.49999	
58	0.00000	0.58101	
59	0.00000	0.58101	

Table: Joint Loads - Force, Part 1 of 2

Table: Joint Loads - Force, Part 1 of 2

Joint	LoadPat	CoordSys	F1 KN	F2 KN	F3 KN	M1 KN-m	M2 KN-m
1	VINCOLO	GLOBAL	50.000	0.000	0.000	0.0000	0.0000
52	VINCOLO	GLOBAL	-50.000	0.000	0.000	0.0000	0.0000

Table: Joint Loads - Force, Part 2 of 2

Table: Joint Loads - Force, Part 2 of 2

Joint	LoadPat	M3 KN-m	GUID
1	VINCOLO	0.0000	
52	VINCOLO	0.0000	

Table: Load Case Definitions, Part 1 of 3

Table: Load Case Definitions, Part 1 of 3

Case	Type	InitialCond	ModalCase	BaseCase	DesTypeOpt	DesignType	DesActOpt
SLU	NonStatic	Zero			Prog Det	DEAD	Prog Det
SLE	NonStatic	Zero			Prog Det	DEAD	Prog Det
SLV	NonStatic	Zero			Prog Det	DEAD	Prog Det

Table: Load Case Definitions, Part 2 of 3

Table: Load Case Definitions, Part 2 of 3

Case	DesignAct	AutoType	RunCase	CaseStatus	GUID
SLU	Non-Composite	None	Yes	Finished	
SLE	Non-Composite	None	Yes	Finished	
SLV	Non-Composite	None	Yes	Finished	

Table: Load Case Definitions, Part 3 of 3

Table: Load Case Definitions, Part 3 of 3

Case	Notes
SLU	
SLE	
SLV	

Table: Load Pattern Definitions

Table: Load Pattern Definitions

LoadPat	DesignType	SelfWtMult	AutoLoad	GUID	Notes
DEAD	DEAD	1.000000			
VINCOLO	LIVE	0.000000			
SOVRACC	LIVE	0.000000			

Table: Material Properties 01 - General, Part 1 of 2

Table: Material Properties 01 - General, Part 1 of 2

Material	Type	SymType	TempDepend	Color	GUID
4000Psi	Concrete	Isotropic	No	Red	
A615Gr60	Rebar	Uniaxial	No	White	
A992Fy50	Steel	Isotropic	No	Cyan	
C25/30	Concrete	Isotropic	No	Blue	
C35/45	Concrete	Isotropic	No	Blue	

Table: Material Properties 01 - General, Part 2 of 2

Table: Material Properties 01 - General, Part 2 of 2

Material	Notes
4000Psi	Customary f'c 4000 psi 12/11/2019 15:22:13
A615Gr60	ASTM A615 Grade 60 12/11/2019 15:24:53
A992Fy50	ASTM A992 Grade 50 12/11/2019 15:22:13
C25/30	Italy UNI EN 206-1:2006 e UNI 11104:2004 C25/30 added 12/11/2019 15:24:16
C35/45	Europe EN 1992-1-1 per EN 206-1 C35/45 added 20/11/2019 13:01:59

Table: Material Properties 03b - Concrete Data, Part 1 of 2

Table: Material Properties 03b - Concrete Data, Part 1 of 2

Material	Fc KN/m2	LtWtConc	SSCurveOpt	SSHysType	SFc	SCap	FinalSlope	FAngle Degrees
4000Psi	27579.03	No	Mander	Takeda	0.002219	0.005000	-0.100000	0.000
C25/30	25000.00	No	Mander	Takeda	0.001613	0.005000	-0.100000	0.000
C35/45	35000.00	No	Mander	Takeda	0.002059	0.005000	-0.100000	0.000

Table: Material Properties 03b - Concrete Data, Part 2 of 2

**Table: Material Properties
03b - Concrete Data, Part 2
of 2**

Material	DAngle Degrees
4000Psi	0.000
C25/30	0.000
C35/45	0.000

Table: Overwrites - Concrete Design - ACI 318-05/IBC2003, Part 1 of 2

Table: Overwrites - Concrete Design - ACI 318-05/IBC2003, Part 1 of 2

Frame	DesignSect	FrameType	RLLF	XLMajor	XLMinor	XKMajor
1	Program Determined	Program Determined	0.000000	0.000000	0.000000	0.000000
2	Program Determined	Program Determined	0.000000	0.000000	0.000000	0.000000
3	Program Determined	Program Determined	0.000000	0.000000	0.000000	0.000000
4	Program Determined	Program Determined	0.000000	0.000000	0.000000	0.000000
5	Program Determined	Program Determined	0.000000	0.000000	0.000000	0.000000
6	Program Determined	Program Determined	0.000000	0.000000	0.000000	0.000000
7	Program Determined	Program Determined	0.000000	0.000000	0.000000	0.000000
8	Program Determined	Program Determined	0.000000	0.000000	0.000000	0.000000
9	Program Determined	Program Determined	0.000000	0.000000	0.000000	0.000000
10	Program Determined	Program Determined	0.000000	0.000000	0.000000	0.000000
11	Program Determined	Program Determined	0.000000	0.000000	0.000000	0.000000
12	Program Determined	Program Determined	0.000000	0.000000	0.000000	0.000000
13	Program Determined	Program Determined	0.000000	0.000000	0.000000	0.000000
14	Program Determined	Program Determined	0.000000	0.000000	0.000000	0.000000
15	Program Determined	Program Determined	0.000000	0.000000	0.000000	0.000000
16	Program Determined	Program Determined	0.000000	0.000000	0.000000	0.000000
17	Program Determined	Program Determined	0.000000	0.000000	0.000000	0.000000
18	Program Determined	Program Determined	0.000000	0.000000	0.000000	0.000000
19	Program Determined	Program Determined	0.000000	0.000000	0.000000	0.000000
20	Program Determined	Program Determined	0.000000	0.000000	0.000000	0.000000
21	Program Determined	Program Determined	0.000000	0.000000	0.000000	0.000000
22	Program Determined	Program Determined	0.000000	0.000000	0.000000	0.000000
23	Program Determined	Program Determined	0.000000	0.000000	0.000000	0.000000
24	Program Determined	Program Determined	0.000000	0.000000	0.000000	0.000000
25	Program Determined	Program Determined	0.000000	0.000000	0.000000	0.000000
26	Program Determined	Program Determined	0.000000	0.000000	0.000000	0.000000
27	Program Determined	Program Determined	0.000000	0.000000	0.000000	0.000000
28	Program Determined	Program Determined	0.000000	0.000000	0.000000	0.000000
29	Program Determined	Program Determined	0.000000	0.000000	0.000000	0.000000
30	Program Determined	Program Determined	0.000000	0.000000	0.000000	0.000000
31	Program Determined	Program Determined	0.000000	0.000000	0.000000	0.000000
32	Program Determined	Program Determined	0.000000	0.000000	0.000000	0.000000
33	Program Determined	Program Determined	0.000000	0.000000	0.000000	0.000000
34	Program Determined	Program Determined	0.000000	0.000000	0.000000	0.000000

Table: Overwrites - Concrete Design - ACI 318-05/IBC2003, Part 1 of 2

Frame	DesignSect	FrameType	RLLF	XLMajor	XLMinor	XKMajor
35	Program Determined	Program Determined	0.000000	0.000000	0.000000	0.000000
36	Program Determined	Program Determined	0.000000	0.000000	0.000000	0.000000
37	Program Determined	Program Determined	0.000000	0.000000	0.000000	0.000000
38	Program Determined	Program Determined	0.000000	0.000000	0.000000	0.000000
39	Program Determined	Program Determined	0.000000	0.000000	0.000000	0.000000
40	Program Determined	Program Determined	0.000000	0.000000	0.000000	0.000000
41	Program Determined	Program Determined	0.000000	0.000000	0.000000	0.000000
42	Program Determined	Program Determined	0.000000	0.000000	0.000000	0.000000
43	Program Determined	Program Determined	0.000000	0.000000	0.000000	0.000000
44	Program Determined	Program Determined	0.000000	0.000000	0.000000	0.000000
45	Program Determined	Program Determined	0.000000	0.000000	0.000000	0.000000
46	Program Determined	Program Determined	0.000000	0.000000	0.000000	0.000000
47	Program Determined	Program Determined	0.000000	0.000000	0.000000	0.000000
48	Program Determined	Program Determined	0.000000	0.000000	0.000000	0.000000
49	Program Determined	Program Determined	0.000000	0.000000	0.000000	0.000000
50	Program Determined	Program Determined	0.000000	0.000000	0.000000	0.000000
51	Program Determined	Program Determined	0.000000	0.000000	0.000000	0.000000
52	Program Determined	Program Determined	0.000000	0.000000	0.000000	0.000000
53	Program Determined	Program Determined	0.000000	0.000000	0.000000	0.000000
54	Program Determined	Program Determined	0.000000	0.000000	0.000000	0.000000
55	Program Determined	Program Determined	0.000000	0.000000	0.000000	0.000000
56	Program Determined	Program Determined	0.000000	0.000000	0.000000	0.000000
57	Program Determined	Program Determined	0.000000	0.000000	0.000000	0.000000
58	Program Determined	Program Determined	0.000000	0.000000	0.000000	0.000000

Table: Overwrites - Concrete Design - ACI 318-05/IBC2003, Part 2 of 2

Table: Overwrites - Concrete Design - ACI 318-05/IBC2003, Part 2 of 2

Frame	XKMinor	CmMajor	CmMinor	DnsMajor	DnsMinor	DsMajor	DsMinor
1	0.000000	0.000000	0.000000	0.000000	0.000000	0.000000	0.000000
2	0.000000	0.000000	0.000000	0.000000	0.000000	0.000000	0.000000
3	0.000000	0.000000	0.000000	0.000000	0.000000	0.000000	0.000000
4	0.000000	0.000000	0.000000	0.000000	0.000000	0.000000	0.000000
5	0.000000	0.000000	0.000000	0.000000	0.000000	0.000000	0.000000
6	0.000000	0.000000	0.000000	0.000000	0.000000	0.000000	0.000000
7	0.000000	0.000000	0.000000	0.000000	0.000000	0.000000	0.000000
8	0.000000	0.000000	0.000000	0.000000	0.000000	0.000000	0.000000
9	0.000000	0.000000	0.000000	0.000000	0.000000	0.000000	0.000000
10	0.000000	0.000000	0.000000	0.000000	0.000000	0.000000	0.000000
11	0.000000	0.000000	0.000000	0.000000	0.000000	0.000000	0.000000
12	0.000000	0.000000	0.000000	0.000000	0.000000	0.000000	0.000000
13	0.000000	0.000000	0.000000	0.000000	0.000000	0.000000	0.000000
14	0.000000	0.000000	0.000000	0.000000	0.000000	0.000000	0.000000
15	0.000000	0.000000	0.000000	0.000000	0.000000	0.000000	0.000000
16	0.000000	0.000000	0.000000	0.000000	0.000000	0.000000	0.000000
17	0.000000	0.000000	0.000000	0.000000	0.000000	0.000000	0.000000
18	0.000000	0.000000	0.000000	0.000000	0.000000	0.000000	0.000000
19	0.000000	0.000000	0.000000	0.000000	0.000000	0.000000	0.000000
20	0.000000	0.000000	0.000000	0.000000	0.000000	0.000000	0.000000
21	0.000000	0.000000	0.000000	0.000000	0.000000	0.000000	0.000000
22	0.000000	0.000000	0.000000	0.000000	0.000000	0.000000	0.000000
23	0.000000	0.000000	0.000000	0.000000	0.000000	0.000000	0.000000
24	0.000000	0.000000	0.000000	0.000000	0.000000	0.000000	0.000000
25	0.000000	0.000000	0.000000	0.000000	0.000000	0.000000	0.000000
26	0.000000	0.000000	0.000000	0.000000	0.000000	0.000000	0.000000
27	0.000000	0.000000	0.000000	0.000000	0.000000	0.000000	0.000000
28	0.000000	0.000000	0.000000	0.000000	0.000000	0.000000	0.000000

Table: Overwrites - Concrete Design - ACI 318-05/IBC2003, Part 2 of 2

Frame	XKMinor	CmMajor	CmMinor	DnsMajor	DnsMinor	DsMajor	DsMinor
29	0.000000	0.000000	0.000000	0.000000	0.000000	0.000000	0.000000
30	0.000000	0.000000	0.000000	0.000000	0.000000	0.000000	0.000000
31	0.000000	0.000000	0.000000	0.000000	0.000000	0.000000	0.000000
32	0.000000	0.000000	0.000000	0.000000	0.000000	0.000000	0.000000
33	0.000000	0.000000	0.000000	0.000000	0.000000	0.000000	0.000000
34	0.000000	0.000000	0.000000	0.000000	0.000000	0.000000	0.000000
35	0.000000	0.000000	0.000000	0.000000	0.000000	0.000000	0.000000
36	0.000000	0.000000	0.000000	0.000000	0.000000	0.000000	0.000000
37	0.000000	0.000000	0.000000	0.000000	0.000000	0.000000	0.000000
38	0.000000	0.000000	0.000000	0.000000	0.000000	0.000000	0.000000
39	0.000000	0.000000	0.000000	0.000000	0.000000	0.000000	0.000000
40	0.000000	0.000000	0.000000	0.000000	0.000000	0.000000	0.000000
41	0.000000	0.000000	0.000000	0.000000	0.000000	0.000000	0.000000
42	0.000000	0.000000	0.000000	0.000000	0.000000	0.000000	0.000000
43	0.000000	0.000000	0.000000	0.000000	0.000000	0.000000	0.000000
44	0.000000	0.000000	0.000000	0.000000	0.000000	0.000000	0.000000
45	0.000000	0.000000	0.000000	0.000000	0.000000	0.000000	0.000000
46	0.000000	0.000000	0.000000	0.000000	0.000000	0.000000	0.000000
47	0.000000	0.000000	0.000000	0.000000	0.000000	0.000000	0.000000
48	0.000000	0.000000	0.000000	0.000000	0.000000	0.000000	0.000000
49	0.000000	0.000000	0.000000	0.000000	0.000000	0.000000	0.000000
50	0.000000	0.000000	0.000000	0.000000	0.000000	0.000000	0.000000
51	0.000000	0.000000	0.000000	0.000000	0.000000	0.000000	0.000000
52	0.000000	0.000000	0.000000	0.000000	0.000000	0.000000	0.000000
53	0.000000	0.000000	0.000000	0.000000	0.000000	0.000000	0.000000
54	0.000000	0.000000	0.000000	0.000000	0.000000	0.000000	0.000000
55	0.000000	0.000000	0.000000	0.000000	0.000000	0.000000	0.000000
56	0.000000	0.000000	0.000000	0.000000	0.000000	0.000000	0.000000
57	0.000000	0.000000	0.000000	0.000000	0.000000	0.000000	0.000000
58	0.000000	0.000000	0.000000	0.000000	0.000000	0.000000	0.000000

Table: Case - Static 1 - Load Assignments

Table: Case - Static 1 - Load Assignments

Case	LoadType	LoadName	LoadSF
SLU-TBM	Load pattern	DEAD	1.300000
SLU-TBM	Load pattern	TBM	1.300000

Table: Element Forces - Frames, Part 1 of 4

Table: Element Forces - Frames, Part 1 of 4

Frame	Station m	OutputCase	CaseType	StepType	P KN	V2 KN	V3 KN	T KN-m
16	0.00000	SLU-TBM	NonStatic	Max	0.000	0.030	0.000	0.0000
16	0.30974	SLU-TBM	NonStatic	Max	0.000	13.616	0.000	0.0000
16	0.00000	SLU-TBM	NonStatic	Min	0.000	0.030	0.000	0.0000
16	0.30974	SLU-TBM	NonStatic	Min	0.000	13.616	0.000	0.0000
17	0.00000	SLU-TBM	NonStatic	Max	0.000	13.670	0.000	0.0000
17	0.30974	SLU-TBM	NonStatic	Max	0.000	27.256	0.000	0.0000
17	0.00000	SLU-TBM	NonStatic	Min	0.000	13.670	0.000	0.0000
17	0.30974	SLU-TBM	NonStatic	Min	0.000	27.256	0.000	0.0000
18	0.00000	SLU-TBM	NonStatic	Max	0.000	17.117	0.000	0.0000
18	0.30974	SLU-TBM	NonStatic	Max	0.000	30.703	0.000	0.0000
18	0.00000	SLU-TBM	NonStatic	Min	0.000	17.117	0.000	0.0000
18	0.30974	SLU-TBM	NonStatic	Min	0.000	30.703	0.000	0.0000
19	0.00000	SLU-TBM	NonStatic	Max	0.000	9.115	0.000	0.0000
19	0.30974	SLU-TBM	NonStatic	Max	0.000	22.701	0.000	0.0000
19	0.00000	SLU-TBM	NonStatic	Min	0.000	9.115	0.000	0.0000
19	0.30974	SLU-TBM	NonStatic	Min	0.000	22.701	0.000	0.0000
20	0.00000	SLU-TBM	NonStatic	Max	0.000	-10.344	0.000	0.0000
20	0.30974	SLU-TBM	NonStatic	Max	0.000	3.242	0.000	0.0000
20	0.00000	SLU-TBM	NonStatic	Min	0.000	-10.344	0.000	0.0000
20	0.30974	SLU-TBM	NonStatic	Min	0.000	3.242	0.000	0.0000
21	0.00000	SLU-TBM	NonStatic	Max	0.000	-41.276	0.000	0.0000
21	0.30974	SLU-TBM	NonStatic	Max	0.000	-27.690	0.000	0.0000
21	0.00000	SLU-TBM	NonStatic	Min	0.000	-41.276	0.000	0.0000
21	0.30974	SLU-TBM	NonStatic	Min	0.000	-27.690	0.000	0.0000
22	0.00000	SLU-TBM	NonStatic	Max	0.000	-83.703	0.000	0.0000
22	0.30974	SLU-TBM	NonStatic	Max	0.000	-70.117	0.000	0.0000
22	0.00000	SLU-TBM	NonStatic	Min	0.000	-83.703	0.000	0.0000
22	0.30974	SLU-TBM	NonStatic	Min	0.000	-70.117	0.000	0.0000
23	0.00000	SLU-TBM	NonStatic	Max	0.000	-137.646	0.000	0.0000
23	0.30974	SLU-TBM	NonStatic	Max	0.000	-124.060	0.000	0.0000
23	0.00000	SLU-TBM	NonStatic	Min	0.000	-137.646	0.000	0.0000
23	0.30974	SLU-TBM	NonStatic	Min	0.000	-124.060	0.000	0.0000
24	0.00000	SLU-TBM	NonStatic	Max	0.000	-203.126	0.000	0.0000
24	0.30974	SLU-TBM	NonStatic	Max	0.000	-189.540	0.000	0.0000
24	0.00000	SLU-TBM	NonStatic	Min	0.000	-203.126	0.000	0.0000
24	0.30974	SLU-TBM	NonStatic	Min	0.000	-189.540	0.000	0.0000
25	0.00000	SLU-TBM	NonStatic	Max	8.149E-09	-280.154	0.000	0.0000
25	0.30974	SLU-TBM	NonStatic	Max	7.677E-09	-266.568	0.000	0.0000
25	0.00000	SLU-TBM	NonStatic	Min	8.149E-09	-280.154	0.000	0.0000
25	0.30974	SLU-TBM	NonStatic	Min	7.677E-09	-266.568	0.000	0.0000
26	0.00000	SLU-TBM	NonStatic	Max	209.857	-244.570	0.000	0.0000
26	0.14869	SLU-TBM	NonStatic	Max	206.665	-240.944	0.000	0.0000
26	0.29738	SLU-TBM	NonStatic	Max	203.473	-237.317	0.000	0.0000
26	0.00000	SLU-TBM	NonStatic	Min	209.857	-244.570	0.000	0.0000
26	0.14869	SLU-TBM	NonStatic	Min	206.665	-240.944	0.000	0.0000

Table: Element Forces - Frames, Part 1 of 4

Frame	Station m	OutputCase	CaseType	StepType	P KN	V2 KN	V3 KN	T KN-m
26	0.29738	SLU-TBM	NonStatic	Min	203.473	-237.317	0.000	0.0000
27	0.00000	SLU-TBM	NonStatic	Max	192.567	-262.031	0.000	0.0000
27	0.14869	SLU-TBM	NonStatic	Max	189.537	-258.268	0.000	0.0000
27	0.29738	SLU-TBM	NonStatic	Max	186.507	-254.506	0.000	0.0000
27	0.00000	SLU-TBM	NonStatic	Min	192.567	-262.031	0.000	0.0000
27	0.14869	SLU-TBM	NonStatic	Min	189.537	-258.268	0.000	0.0000
27	0.29738	SLU-TBM	NonStatic	Min	186.507	-254.506	0.000	0.0000
28	0.00000	SLU-TBM	NonStatic	Max	174.768	-282.862	0.000	0.0000
28	0.14869	SLU-TBM	NonStatic	Max	171.905	-278.970	0.000	0.0000
28	0.29738	SLU-TBM	NonStatic	Max	169.043	-275.079	0.000	0.0000
28	0.00000	SLU-TBM	NonStatic	Min	174.768	-282.862	0.000	0.0000
28	0.14869	SLU-TBM	NonStatic	Min	171.905	-278.970	0.000	0.0000
28	0.29738	SLU-TBM	NonStatic	Min	169.043	-275.079	0.000	0.0000
29	0.00000	SLU-TBM	NonStatic	Max	156.327	-306.939	0.000	0.0000
29	0.14869	SLU-TBM	NonStatic	Max	153.637	-302.927	0.000	0.0000
29	0.29738	SLU-TBM	NonStatic	Max	150.947	-298.914	0.000	0.0000
29	0.00000	SLU-TBM	NonStatic	Min	156.327	-306.939	0.000	0.0000
29	0.14869	SLU-TBM	NonStatic	Min	153.637	-302.927	0.000	0.0000
29	0.29738	SLU-TBM	NonStatic	Min	150.947	-298.914	0.000	0.0000
30	0.00000	SLU-TBM	NonStatic	Max	137.115	-334.110	0.000	0.0000
30	0.14869	SLU-TBM	NonStatic	Max	134.604	-329.983	0.000	0.0000
30	0.29738	SLU-TBM	NonStatic	Max	132.092	-325.856	0.000	0.0000
30	0.00000	SLU-TBM	NonStatic	Min	137.115	-334.110	0.000	0.0000
30	0.14869	SLU-TBM	NonStatic	Min	134.604	-329.983	0.000	0.0000
30	0.29738	SLU-TBM	NonStatic	Min	132.092	-325.856	0.000	0.0000
31	0.00000	SLU-TBM	NonStatic	Max	117.012	-364.185	0.000	0.0000
31	0.14869	SLU-TBM	NonStatic	Max	114.684	-359.953	0.000	0.0000
31	0.29738	SLU-TBM	NonStatic	Max	112.355	-355.720	0.000	0.0000
31	0.00000	SLU-TBM	NonStatic	Min	117.012	-364.185	0.000	0.0000
31	0.14869	SLU-TBM	NonStatic	Min	114.684	-359.953	0.000	0.0000
31	0.29738	SLU-TBM	NonStatic	Min	112.355	-355.720	0.000	0.0000
32	0.00000	SLU-TBM	NonStatic	Max	95.905	-396.945	0.000	0.0000
32	0.14869	SLU-TBM	NonStatic	Max	93.763	-392.615	0.000	0.0000
32	0.29738	SLU-TBM	NonStatic	Max	91.622	-388.285	0.000	0.0000
32	0.00000	SLU-TBM	NonStatic	Min	95.905	-396.945	0.000	0.0000
32	0.14869	SLU-TBM	NonStatic	Min	93.763	-392.615	0.000	0.0000
32	0.29738	SLU-TBM	NonStatic	Min	91.622	-388.285	0.000	0.0000
33	0.00000	SLU-TBM	NonStatic	Max	73.689	-432.135	0.000	0.0000
33	0.14869	SLU-TBM	NonStatic	Max	71.739	-427.715	0.000	0.0000
33	0.29738	SLU-TBM	NonStatic	Max	69.788	-423.295	0.000	0.0000
33	0.00000	SLU-TBM	NonStatic	Min	73.689	-432.135	0.000	0.0000
33	0.14869	SLU-TBM	NonStatic	Min	71.739	-427.715	0.000	0.0000
33	0.29738	SLU-TBM	NonStatic	Min	69.788	-423.295	0.000	0.0000
34	0.00000	SLU-TBM	NonStatic	Max	52.754	-463.556	0.000	0.0000
34	0.11098	SLU-TBM	NonStatic	Max	51.425	-460.204	0.000	0.0000
34	0.22196	SLU-TBM	NonStatic	Max	50.096	-456.852	0.000	0.0000
34	0.00000	SLU-TBM	NonStatic	Min	52.754	-463.556	0.000	0.0000
34	0.11098	SLU-TBM	NonStatic	Min	51.425	-460.204	0.000	0.0000
34	0.22196	SLU-TBM	NonStatic	Min	50.096	-456.852	0.000	0.0000
35	0.00000	SLU-TBM	NonStatic	Max	29.332	-504.621	0.000	0.0000
35	0.18639	SLU-TBM	NonStatic	Max	27.349	-498.899	0.000	0.0000
35	0.37278	SLU-TBM	NonStatic	Max	25.365	-493.177	0.000	0.0000
35	0.00000	SLU-TBM	NonStatic	Min	29.332	-504.621	0.000	0.0000
35	0.18639	SLU-TBM	NonStatic	Min	27.349	-498.899	0.000	0.0000
35	0.37278	SLU-TBM	NonStatic	Min	25.365	-493.177	0.000	0.0000
36	0.00000	SLU-TBM	NonStatic	Max	-228.395	230.711	0.000	0.0000
36	0.14869	SLU-TBM	NonStatic	Max	-229.750	235.348	0.000	0.0000
36	0.29738	SLU-TBM	NonStatic	Max	-231.105	239.985	0.000	0.0000
36	0.00000	SLU-TBM	NonStatic	Min	-228.395	230.711	0.000	0.0000

Table: Element Forces - Frames, Part 1 of 4

Frame	Station m	OutputCase	CaseType	StepType	P KN	V2 KN	V3 KN	T KN-m
36	0.14869	SLU-TBM	NonStatic	Min	-229.750	235.348	0.000	0.0000
36	0.29738	SLU-TBM	NonStatic	Min	-231.105	239.985	0.000	0.0000
37	0.00000	SLU-TBM	NonStatic	Max	-221.509	198.458	0.000	0.0000
37	0.14869	SLU-TBM	NonStatic	Max	-222.660	203.149	0.000	0.0000
37	0.29738	SLU-TBM	NonStatic	Max	-223.811	207.841	0.000	0.0000
37	0.00000	SLU-TBM	NonStatic	Min	-221.509	198.458	0.000	0.0000
37	0.14869	SLU-TBM	NonStatic	Min	-222.660	203.149	0.000	0.0000
37	0.29738	SLU-TBM	NonStatic	Min	-223.811	207.841	0.000	0.0000
38	0.00000	SLU-TBM	NonStatic	Max	-215.669	164.197	0.000	0.0000
38	0.14869	SLU-TBM	NonStatic	Max	-216.614	168.935	0.000	0.0000
38	0.29738	SLU-TBM	NonStatic	Max	-217.559	173.672	0.000	0.0000
38	0.00000	SLU-TBM	NonStatic	Min	-215.669	164.197	0.000	0.0000
38	0.14869	SLU-TBM	NonStatic	Min	-216.614	168.935	0.000	0.0000
38	0.29738	SLU-TBM	NonStatic	Min	-217.559	173.672	0.000	0.0000
39	0.00000	SLU-TBM	NonStatic	Max	-210.949	128.305	0.000	0.0000
39	0.14869	SLU-TBM	NonStatic	Max	-211.686	133.080	0.000	0.0000
39	0.29738	SLU-TBM	NonStatic	Max	-212.423	137.854	0.000	0.0000
39	0.00000	SLU-TBM	NonStatic	Min	-210.949	128.305	0.000	0.0000
39	0.14869	SLU-TBM	NonStatic	Min	-211.686	133.080	0.000	0.0000
39	0.29738	SLU-TBM	NonStatic	Min	-212.423	137.854	0.000	0.0000
40	0.00000	SLU-TBM	NonStatic	Max	-207.411	91.154	0.000	0.0000
40	0.14869	SLU-TBM	NonStatic	Max	-207.938	95.956	0.000	0.0000
40	0.29738	SLU-TBM	NonStatic	Max	-208.466	100.758	0.000	0.0000
40	0.00000	SLU-TBM	NonStatic	Min	-207.411	91.154	0.000	0.0000
40	0.14869	SLU-TBM	NonStatic	Min	-207.938	95.956	0.000	0.0000
40	0.29738	SLU-TBM	NonStatic	Min	-208.466	100.758	0.000	0.0000
41	0.00000	SLU-TBM	NonStatic	Max	-205.098	53.108	0.000	0.0000
41	0.14869	SLU-TBM	NonStatic	Max	-205.415	57.929	0.000	0.0000
41	0.29738	SLU-TBM	NonStatic	Max	-205.732	62.749	0.000	0.0000
41	0.00000	SLU-TBM	NonStatic	Min	-205.098	53.108	0.000	0.0000
41	0.14869	SLU-TBM	NonStatic	Min	-205.415	57.929	0.000	0.0000
41	0.29738	SLU-TBM	NonStatic	Min	-205.732	62.749	0.000	0.0000
42	0.00000	SLU-TBM	NonStatic	Max	-204.041	14.531	0.000	0.0000
42	0.14869	SLU-TBM	NonStatic	Max	-204.147	19.361	0.000	0.0000
42	0.29738	SLU-TBM	NonStatic	Max	-204.253	24.190	0.000	0.0000
42	0.00000	SLU-TBM	NonStatic	Min	-204.041	14.531	0.000	0.0000
42	0.14869	SLU-TBM	NonStatic	Min	-204.147	19.361	0.000	0.0000
42	0.29738	SLU-TBM	NonStatic	Min	-204.253	24.190	0.000	0.0000
43	0.00000	SLU-TBM	NonStatic	Max	209.857	-244.570	0.000	0.0000
43	0.14869	SLU-TBM	NonStatic	Max	206.665	-240.944	0.000	0.0000
43	0.29738	SLU-TBM	NonStatic	Max	203.473	-237.317	0.000	0.0000
43	0.00000	SLU-TBM	NonStatic	Min	209.857	-244.570	0.000	0.0000
43	0.14869	SLU-TBM	NonStatic	Min	206.665	-240.944	0.000	0.0000
43	0.29738	SLU-TBM	NonStatic	Min	203.473	-237.317	0.000	0.0000
44	0.00000	SLU-TBM	NonStatic	Max	192.567	-262.031	0.000	0.0000
44	0.14869	SLU-TBM	NonStatic	Max	189.537	-258.268	0.000	0.0000
44	0.29738	SLU-TBM	NonStatic	Max	186.507	-254.506	0.000	0.0000
44	0.00000	SLU-TBM	NonStatic	Min	192.567	-262.031	0.000	0.0000
44	0.14869	SLU-TBM	NonStatic	Min	189.537	-258.268	0.000	0.0000
44	0.29738	SLU-TBM	NonStatic	Min	186.507	-254.506	0.000	0.0000
45	0.00000	SLU-TBM	NonStatic	Max	174.768	-282.862	0.000	0.0000
45	0.14869	SLU-TBM	NonStatic	Max	171.905	-278.970	0.000	0.0000
45	0.29738	SLU-TBM	NonStatic	Max	169.043	-275.079	0.000	0.0000
45	0.00000	SLU-TBM	NonStatic	Min	174.768	-282.862	0.000	0.0000
45	0.14869	SLU-TBM	NonStatic	Min	171.905	-278.970	0.000	0.0000
45	0.29738	SLU-TBM	NonStatic	Min	169.043	-275.079	0.000	0.0000
46	0.00000	SLU-TBM	NonStatic	Max	156.327	-306.939	0.000	0.0000
46	0.14869	SLU-TBM	NonStatic	Max	153.637	-302.927	0.000	0.0000
46	0.29738	SLU-TBM	NonStatic	Max	150.947	-298.914	0.000	0.0000

Table: Element Forces - Frames, Part 1 of 4

Frame	Station m	OutputCase	CaseType	StepType	P KN	V2 KN	V3 KN	T KN-m
46	0.00000	SLU-TBM	NonStatic	Min	156.327	-306.939	0.000	0.0000
46	0.14869	SLU-TBM	NonStatic	Min	153.637	-302.927	0.000	0.0000
46	0.29738	SLU-TBM	NonStatic	Min	150.947	-298.914	0.000	0.0000
47	0.00000	SLU-TBM	NonStatic	Max	137.115	-334.110	0.000	0.0000
47	0.14869	SLU-TBM	NonStatic	Max	134.604	-329.983	0.000	0.0000
47	0.29738	SLU-TBM	NonStatic	Max	132.092	-325.856	0.000	0.0000
47	0.00000	SLU-TBM	NonStatic	Min	137.115	-334.110	0.000	0.0000
47	0.14869	SLU-TBM	NonStatic	Min	134.604	-329.983	0.000	0.0000
47	0.29738	SLU-TBM	NonStatic	Min	132.092	-325.856	0.000	0.0000
48	0.00000	SLU-TBM	NonStatic	Max	117.012	-364.185	0.000	0.0000
48	0.14869	SLU-TBM	NonStatic	Max	114.684	-359.953	0.000	0.0000
48	0.29738	SLU-TBM	NonStatic	Max	112.355	-355.720	0.000	0.0000
48	0.00000	SLU-TBM	NonStatic	Min	117.012	-364.185	0.000	0.0000
48	0.14869	SLU-TBM	NonStatic	Min	114.684	-359.953	0.000	0.0000
48	0.29738	SLU-TBM	NonStatic	Min	112.355	-355.720	0.000	0.0000
49	0.00000	SLU-TBM	NonStatic	Max	95.905	-396.945	0.000	0.0000
49	0.14869	SLU-TBM	NonStatic	Max	93.763	-392.615	0.000	0.0000
49	0.29738	SLU-TBM	NonStatic	Max	91.622	-388.285	0.000	0.0000
49	0.00000	SLU-TBM	NonStatic	Min	95.905	-396.945	0.000	0.0000
49	0.14869	SLU-TBM	NonStatic	Min	93.763	-392.615	0.000	0.0000
49	0.29738	SLU-TBM	NonStatic	Min	91.622	-388.285	0.000	0.0000
50	0.00000	SLU-TBM	NonStatic	Max	73.689	-432.135	0.000	0.0000
50	0.14869	SLU-TBM	NonStatic	Max	71.739	-427.715	0.000	0.0000
50	0.29738	SLU-TBM	NonStatic	Max	69.788	-423.295	0.000	0.0000
50	0.00000	SLU-TBM	NonStatic	Min	73.689	-432.135	0.000	0.0000
50	0.14869	SLU-TBM	NonStatic	Min	71.739	-427.715	0.000	0.0000
50	0.29738	SLU-TBM	NonStatic	Min	69.788	-423.295	0.000	0.0000
51	0.00000	SLU-TBM	NonStatic	Max	52.754	-463.556	0.000	0.0000
51	0.11098	SLU-TBM	NonStatic	Max	51.425	-460.204	0.000	0.0000
51	0.22196	SLU-TBM	NonStatic	Max	50.096	-456.852	0.000	0.0000
51	0.00000	SLU-TBM	NonStatic	Min	52.754	-463.556	0.000	0.0000
51	0.11098	SLU-TBM	NonStatic	Min	51.425	-460.204	0.000	0.0000
51	0.22196	SLU-TBM	NonStatic	Min	50.096	-456.852	0.000	0.0000
52	0.00000	SLU-TBM	NonStatic	Max	29.332	-504.621	0.000	0.0000
52	0.18639	SLU-TBM	NonStatic	Max	27.349	-498.899	0.000	0.0000
52	0.37278	SLU-TBM	NonStatic	Max	25.365	-493.177	0.000	0.0000
52	0.00000	SLU-TBM	NonStatic	Min	29.332	-504.621	0.000	0.0000
52	0.18639	SLU-TBM	NonStatic	Min	27.349	-498.899	0.000	0.0000
52	0.37278	SLU-TBM	NonStatic	Min	25.365	-493.177	0.000	0.0000
53	0.00000	SLU-TBM	NonStatic	Max	-228.395	230.711	0.000	0.0000
53	0.14869	SLU-TBM	NonStatic	Max	-229.750	235.348	0.000	0.0000
53	0.29738	SLU-TBM	NonStatic	Max	-231.105	239.985	0.000	0.0000
53	0.00000	SLU-TBM	NonStatic	Min	-228.395	230.711	0.000	0.0000
53	0.14869	SLU-TBM	NonStatic	Min	-229.750	235.348	0.000	0.0000
53	0.29738	SLU-TBM	NonStatic	Min	-231.105	239.985	0.000	0.0000
54	0.00000	SLU-TBM	NonStatic	Max	-221.509	198.458	0.000	0.0000
54	0.14869	SLU-TBM	NonStatic	Max	-222.660	203.149	0.000	0.0000
54	0.29738	SLU-TBM	NonStatic	Max	-223.811	207.841	0.000	0.0000
54	0.00000	SLU-TBM	NonStatic	Min	-221.509	198.458	0.000	0.0000
54	0.14869	SLU-TBM	NonStatic	Min	-222.660	203.149	0.000	0.0000
54	0.29738	SLU-TBM	NonStatic	Min	-223.811	207.841	0.000	0.0000
55	0.00000	SLU-TBM	NonStatic	Max	-215.669	164.197	0.000	0.0000
55	0.14869	SLU-TBM	NonStatic	Max	-216.614	168.935	0.000	0.0000
55	0.29738	SLU-TBM	NonStatic	Max	-217.559	173.672	0.000	0.0000
55	0.00000	SLU-TBM	NonStatic	Min	-215.669	164.197	0.000	0.0000
55	0.14869	SLU-TBM	NonStatic	Min	-216.614	168.935	0.000	0.0000
55	0.29738	SLU-TBM	NonStatic	Min	-217.559	173.672	0.000	0.0000
56	0.00000	SLU-TBM	NonStatic	Max	-210.949	128.305	0.000	0.0000
56	0.14869	SLU-TBM	NonStatic	Max	-211.686	133.080	0.000	0.0000

Table: Element Forces - Frames, Part 1 of 4

Frame	Station m	OutputCase	CaseType	StepType	P KN	V2 KN	V3 KN	T KN-m
56	0.29738	SLU-TBM	NonStatic	Max	-212.423	137.854	0.000	0.0000
56	0.00000	SLU-TBM	NonStatic	Min	-210.949	128.305	0.000	0.0000
56	0.14869	SLU-TBM	NonStatic	Min	-211.686	133.080	0.000	0.0000
56	0.29738	SLU-TBM	NonStatic	Min	-212.423	137.854	0.000	0.0000
57	0.00000	SLU-TBM	NonStatic	Max	-207.411	91.154	0.000	0.0000
57	0.14869	SLU-TBM	NonStatic	Max	-207.938	95.956	0.000	0.0000
57	0.29738	SLU-TBM	NonStatic	Max	-208.466	100.758	0.000	0.0000
57	0.00000	SLU-TBM	NonStatic	Min	-207.411	91.154	0.000	0.0000
57	0.14869	SLU-TBM	NonStatic	Min	-207.938	95.956	0.000	0.0000
57	0.29738	SLU-TBM	NonStatic	Min	-208.466	100.758	0.000	0.0000
58	0.00000	SLU-TBM	NonStatic	Max	-205.098	53.108	0.000	0.0000
58	0.14869	SLU-TBM	NonStatic	Max	-205.415	57.929	0.000	0.0000
58	0.29738	SLU-TBM	NonStatic	Max	-205.732	62.749	0.000	0.0000
58	0.00000	SLU-TBM	NonStatic	Min	-205.098	53.108	0.000	0.0000
58	0.14869	SLU-TBM	NonStatic	Min	-205.415	57.929	0.000	0.0000
58	0.29738	SLU-TBM	NonStatic	Min	-205.732	62.749	0.000	0.0000
59	0.00000	SLU-TBM	NonStatic	Max	-204.041	14.531	0.000	0.0000
59	0.14869	SLU-TBM	NonStatic	Max	-204.147	19.361	0.000	0.0000
59	0.29738	SLU-TBM	NonStatic	Max	-204.253	24.190	0.000	0.0000
59	0.00000	SLU-TBM	NonStatic	Min	-204.041	14.531	0.000	0.0000
59	0.14869	SLU-TBM	NonStatic	Min	-204.147	19.361	0.000	0.0000
59	0.29738	SLU-TBM	NonStatic	Min	-204.253	24.190	0.000	0.0000
60	0.00000	SLU-TBM	NonStatic	Max	0.000	0.030	0.000	0.0000
60	0.30974	SLU-TBM	NonStatic	Max	0.000	13.616	0.000	0.0000
60	0.00000	SLU-TBM	NonStatic	Min	0.000	0.030	0.000	0.0000
60	0.30974	SLU-TBM	NonStatic	Min	0.000	13.616	0.000	0.0000
61	0.00000	SLU-TBM	NonStatic	Max	0.000	13.670	0.000	0.0000
61	0.30974	SLU-TBM	NonStatic	Max	0.000	27.256	0.000	0.0000
61	0.00000	SLU-TBM	NonStatic	Min	0.000	13.670	0.000	0.0000
61	0.30974	SLU-TBM	NonStatic	Min	0.000	27.256	0.000	0.0000
62	0.00000	SLU-TBM	NonStatic	Max	0.000	17.117	0.000	0.0000
62	0.30974	SLU-TBM	NonStatic	Max	0.000	30.703	0.000	0.0000
62	0.00000	SLU-TBM	NonStatic	Min	0.000	17.117	0.000	0.0000
62	0.30974	SLU-TBM	NonStatic	Min	0.000	30.703	0.000	0.0000
63	0.00000	SLU-TBM	NonStatic	Max	0.000	9.115	0.000	0.0000
63	0.30974	SLU-TBM	NonStatic	Max	0.000	22.701	0.000	0.0000
63	0.00000	SLU-TBM	NonStatic	Min	0.000	9.115	0.000	0.0000
63	0.30974	SLU-TBM	NonStatic	Min	0.000	22.701	0.000	0.0000
64	0.00000	SLU-TBM	NonStatic	Max	0.000	-10.344	0.000	0.0000
64	0.30974	SLU-TBM	NonStatic	Max	0.000	3.242	0.000	0.0000
64	0.00000	SLU-TBM	NonStatic	Min	0.000	-10.344	0.000	0.0000
64	0.30974	SLU-TBM	NonStatic	Min	0.000	3.242	0.000	0.0000
65	0.00000	SLU-TBM	NonStatic	Max	0.000	-41.276	0.000	0.0000
65	0.30974	SLU-TBM	NonStatic	Max	0.000	-27.690	0.000	0.0000
65	0.00000	SLU-TBM	NonStatic	Min	0.000	-41.276	0.000	0.0000
65	0.30974	SLU-TBM	NonStatic	Min	0.000	-27.690	0.000	0.0000
66	0.00000	SLU-TBM	NonStatic	Max	0.000	-83.703	0.000	0.0000
66	0.30974	SLU-TBM	NonStatic	Max	0.000	-70.117	0.000	0.0000
66	0.00000	SLU-TBM	NonStatic	Min	0.000	-83.703	0.000	0.0000
66	0.30974	SLU-TBM	NonStatic	Min	0.000	-70.117	0.000	0.0000
67	0.00000	SLU-TBM	NonStatic	Max	0.000	-137.646	0.000	0.0000
67	0.30974	SLU-TBM	NonStatic	Max	0.000	-124.060	0.000	0.0000
67	0.00000	SLU-TBM	NonStatic	Min	0.000	-137.646	0.000	0.0000
67	0.30974	SLU-TBM	NonStatic	Min	0.000	-124.060	0.000	0.0000
68	0.00000	SLU-TBM	NonStatic	Max	0.000	-203.126	0.000	0.0000
68	0.30974	SLU-TBM	NonStatic	Max	0.000	-189.540	0.000	0.0000
68	0.00000	SLU-TBM	NonStatic	Min	0.000	-203.126	0.000	0.0000
68	0.30974	SLU-TBM	NonStatic	Min	0.000	-189.540	0.000	0.0000
69	0.00000	SLU-TBM	NonStatic	Max	0.000	-280.154	0.000	0.0000

Table: Element Forces - Frames, Part 1 of 4

Frame	Station m	OutputCase	CaseType	StepType	P KN	V2 KN	V3 KN	T KN-m
69	0.30974	SLU-TBM	NonStatic	Max	0.000	-266.568	0.000	0.0000
69	0.00000	SLU-TBM	NonStatic	Min	0.000	-280.154	0.000	0.0000
69	0.30974	SLU-TBM	NonStatic	Min	0.000	-266.568	0.000	0.0000

Table: Element Forces - Frames, Part 2 of 4

Table: Element Forces - Frames, Part 2 of 4

Frame	Station m	OutputCase	StepType	M2 KN-m	M3 KN-m	S11Max KN/m2	PtS11Max	x2S11Max m
16	0.00000	SLU-TBM	Max	0.0000	0.0000	0.00	0	0.000000
16	0.30974	SLU-TBM	Max	0.0000	-2.1133	6.96	3	0.675000
16	0.00000	SLU-TBM	Min	0.0000	0.0000	0.00	0	0.000000
16	0.30974	SLU-TBM	Min	0.0000	-2.1133	6.96	3	0.675000
17	0.00000	SLU-TBM	Max	0.0000	-2.1133	6.96	3	0.675000
17	0.30974	SLU-TBM	Max	0.0000	-8.4516	27.82	3	0.675000
17	0.00000	SLU-TBM	Min	0.0000	-2.1133	6.96	3	0.675000
17	0.30974	SLU-TBM	Min	0.0000	-8.4516	27.82	3	0.675000
18	0.00000	SLU-TBM	Max	0.0000	-8.4516	27.82	3	0.675000
18	0.30974	SLU-TBM	Max	0.0000	-15.8574	52.21	3	0.675000
18	0.00000	SLU-TBM	Min	0.0000	-8.4516	27.82	3	0.675000
18	0.30974	SLU-TBM	Min	0.0000	-15.8574	52.21	3	0.675000
19	0.00000	SLU-TBM	Max	0.0000	-15.8574	52.21	3	0.675000
19	0.30974	SLU-TBM	Max	0.0000	-20.7848	68.43	3	0.675000
19	0.00000	SLU-TBM	Min	0.0000	-15.8574	52.21	3	0.675000
19	0.30974	SLU-TBM	Min	0.0000	-20.7848	68.43	3	0.675000
20	0.00000	SLU-TBM	Max	0.0000	-20.7848	68.43	3	0.675000
20	0.30974	SLU-TBM	Max	0.0000	-19.6849	64.81	3	0.675000
20	0.00000	SLU-TBM	Min	0.0000	-20.7848	68.43	3	0.675000
20	0.30974	SLU-TBM	Min	0.0000	-19.6849	64.81	3	0.675000
21	0.00000	SLU-TBM	Max	0.0000	-19.6849	64.81	3	0.675000
21	0.30974	SLU-TBM	Max	0.0000	-9.0040	29.64	3	0.675000
21	0.00000	SLU-TBM	Min	0.0000	-19.6849	64.81	3	0.675000
21	0.30974	SLU-TBM	Min	0.0000	-9.0040	29.64	3	0.675000
22	0.00000	SLU-TBM	Max	0.0000	-9.0040	29.64	3	0.675000
22	0.30974	SLU-TBM	Max	0.0000	14.8181	48.78	1	-0.675000
22	0.00000	SLU-TBM	Min	0.0000	-9.0040	29.64	3	0.675000
22	0.30974	SLU-TBM	Min	0.0000	14.8181	48.78	1	-0.675000
23	0.00000	SLU-TBM	Max	0.0000	14.8181	48.78	1	-0.675000
23	0.30974	SLU-TBM	Max	0.0000	55.3487	182.22	1	-0.675000
23	0.00000	SLU-TBM	Min	0.0000	14.8181	48.78	1	-0.675000
23	0.30974	SLU-TBM	Min	0.0000	55.3487	182.22	1	-0.675000
24	0.00000	SLU-TBM	Max	0.0000	55.3487	182.22	1	-0.675000
24	0.30974	SLU-TBM	Max	0.0000	116.1610	382.42	1	-0.675000
24	0.00000	SLU-TBM	Min	0.0000	55.3487	182.22	1	-0.675000
24	0.30974	SLU-TBM	Min	0.0000	116.1610	382.42	1	-0.675000
25	0.00000	SLU-TBM	Max	0.0000	116.1610	382.42	1	-0.675000
25	0.30974	SLU-TBM	Max	0.0000	200.8321	661.18	1	-0.675000
25	0.00000	SLU-TBM	Min	0.0000	116.1610	382.42	1	-0.675000
25	0.30974	SLU-TBM	Min	0.0000	200.8321	661.18	1	-0.675000
26	0.00000	SLU-TBM	Max	0.0000	200.8321	1414.85	1	-0.500000
26	0.14869	SLU-TBM	Max	0.0000	236.9272	1628.23	1	-0.500000
26	0.29738	SLU-TBM	Max	0.0000	272.4831	1838.37	1	-0.500000
26	0.00000	SLU-TBM	Min	0.0000	200.8321	1414.85	1	-0.500000
26	0.14869	SLU-TBM	Min	0.0000	236.9272	1628.23	1	-0.500000
26	0.29738	SLU-TBM	Min	0.0000	272.4831	1838.37	1	-0.500000
27	0.00000	SLU-TBM	Max	0.0000	272.4831	1827.47	1	-0.500000
27	0.14869	SLU-TBM	Max	0.0000	311.1644	2056.52	1	-0.500000
27	0.29738	SLU-TBM	Max	0.0000	349.2861	2282.22	1	-0.500000

Table: Element Forces - Frames, Part 2 of 4

Frame	Station m	OutputCase	StepType	M2 KN-m	M3 KN-m	S11Max KN/m2	PtS11Max	x2S11Max m
27	0.00000	SLU-TBM	Min	0.0000	272.4831	1827.47	1	-0.500000
27	0.14869	SLU-TBM	Min	0.0000	311.1644	2056.52	1	-0.500000
27	0.29738	SLU-TBM	Min	0.0000	349.2861	2282.22	1	-0.500000
28	0.00000	SLU-TBM	Max	0.0000	349.2861	2270.48	1	-0.500000
28	0.14869	SLU-TBM	Max	0.0000	391.0550	2518.24	1	-0.500000
28	0.29738	SLU-TBM	Max	0.0000	432.2454	2762.51	1	-0.500000
28	0.00000	SLU-TBM	Min	0.0000	349.2861	2270.48	1	-0.500000
28	0.14869	SLU-TBM	Min	0.0000	391.0550	2518.24	1	-0.500000
28	0.29738	SLU-TBM	Min	0.0000	432.2454	2762.51	1	-0.500000
29	0.00000	SLU-TBM	Max	0.0000	432.2454	2749.80	1	-0.500000
29	0.14869	SLU-TBM	Max	0.0000	477.5853	3019.15	1	-0.500000
29	0.29738	SLU-TBM	Max	0.0000	522.3286	3284.92	1	-0.500000
29	0.00000	SLU-TBM	Min	0.0000	432.2454	2749.80	1	-0.500000
29	0.14869	SLU-TBM	Min	0.0000	477.5853	3019.15	1	-0.500000
29	0.29738	SLU-TBM	Min	0.0000	522.3286	3284.92	1	-0.500000
30	0.00000	SLU-TBM	Max	0.0000	522.3286	3271.09	1	-0.500000
30	0.14869	SLU-TBM	Max	0.0000	571.7000	3564.80	1	-0.500000
30	0.29738	SLU-TBM	Max	0.0000	620.4578	3854.84	1	-0.500000
30	0.00000	SLU-TBM	Min	0.0000	522.3286	3271.09	1	-0.500000
30	0.14869	SLU-TBM	Min	0.0000	571.7000	3564.80	1	-0.500000
30	0.29738	SLU-TBM	Min	0.0000	620.4578	3854.84	1	-0.500000
31	0.00000	SLU-TBM	Max	0.0000	620.4578	3839.76	1	-0.500000
31	0.14869	SLU-TBM	Max	0.0000	674.2932	4160.44	1	-0.500000
31	0.29738	SLU-TBM	Max	0.0000	727.4993	4477.35	1	-0.500000
31	0.00000	SLU-TBM	Min	0.0000	620.4578	3839.76	1	-0.500000
31	0.14869	SLU-TBM	Min	0.0000	674.2932	4160.44	1	-0.500000
31	0.29738	SLU-TBM	Min	0.0000	727.4993	4477.35	1	-0.500000
32	0.00000	SLU-TBM	Max	0.0000	727.4993	4460.90	1	-0.500000
32	0.14869	SLU-TBM	Max	0.0000	786.1985	4810.95	1	-0.500000
32	0.29738	SLU-TBM	Max	0.0000	844.2538	5157.14	1	-0.500000
32	0.00000	SLU-TBM	Min	0.0000	727.4993	4460.90	1	-0.500000
32	0.14869	SLU-TBM	Min	0.0000	786.1985	4810.95	1	-0.500000
32	0.29738	SLU-TBM	Min	0.0000	844.2538	5157.14	1	-0.500000
33	0.00000	SLU-TBM	Max	0.0000	844.2538	5139.21	1	-0.500000
33	0.14869	SLU-TBM	Max	0.0000	908.1787	5520.81	1	-0.500000
33	0.29738	SLU-TBM	Max	0.0000	971.4463	5898.47	1	-0.500000
33	0.00000	SLU-TBM	Min	0.0000	844.2538	5139.21	1	-0.500000
33	0.14869	SLU-TBM	Min	0.0000	908.1787	5520.81	1	-0.500000
33	0.29738	SLU-TBM	Min	0.0000	971.4463	5898.47	1	-0.500000
34	0.00000	SLU-TBM	Max	0.0000	971.4463	5881.43	1	-0.500000
34	0.11098	SLU-TBM	Max	0.0000	1022.7068	6187.67	1	-0.500000
34	0.22196	SLU-TBM	Max	0.0000	1073.5952	6491.67	1	-0.500000
34	0.00000	SLU-TBM	Min	0.0000	971.4463	5881.43	1	-0.500000
34	0.11098	SLU-TBM	Min	0.0000	1022.7068	6187.67	1	-0.500000
34	0.22196	SLU-TBM	Min	0.0000	1073.5952	6491.67	1	-0.500000
35	0.00000	SLU-TBM	Max	0.0000	1073.5952	6470.90	1	-0.500000
35	0.18639	SLU-TBM	Max	0.0000	1167.1182	7030.06	1	-0.500000
35	0.37278	SLU-TBM	Max	0.0000	1259.5746	7582.81	1	-0.500000
35	0.00000	SLU-TBM	Min	0.0000	1073.5952	6470.90	1	-0.500000
35	0.18639	SLU-TBM	Min	0.0000	1167.1182	7030.06	1	-0.500000
35	0.37278	SLU-TBM	Min	0.0000	1259.5746	7582.81	1	-0.500000
36	0.00000	SLU-TBM	Max	0.0000	1259.5746	7329.05	1	-0.500000
36	0.14869	SLU-TBM	Max	0.0000	1224.9258	7119.80	1	-0.500000
36	0.29738	SLU-TBM	Max	0.0000	1189.5876	6906.42	1	-0.500000
36	0.00000	SLU-TBM	Min	0.0000	1259.5746	7329.05	1	-0.500000
36	0.14869	SLU-TBM	Min	0.0000	1224.9258	7119.80	1	-0.500000
36	0.29738	SLU-TBM	Min	0.0000	1189.5876	6906.42	1	-0.500000
37	0.00000	SLU-TBM	Max	0.0000	1189.5876	6916.02	1	-0.500000
37	0.14869	SLU-TBM	Max	0.0000	1159.7304	6735.72	1	-0.500000

Table: Element Forces - Frames, Part 2 of 4

Frame	Station m	OutputCase	StepType	M2 KN-m	M3 KN-m	S11Max KN/m2	PtS11Max	x2S11Max m
37	0.29738	SLU-TBM	Max	0.0000	1129.1757	6551.24	1	-0.500000
37	0.00000	SLU-TBM	Min	0.0000	1189.5876	6916.02	1	-0.500000
37	0.14869	SLU-TBM	Min	0.0000	1159.7304	6735.72	1	-0.500000
37	0.29738	SLU-TBM	Min	0.0000	1129.1757	6551.24	1	-0.500000
38	0.00000	SLU-TBM	Max	0.0000	1129.1757	6559.39	1	-0.500000
38	0.14869	SLU-TBM	Max	0.0000	1104.4093	6409.84	1	-0.500000
38	0.29738	SLU-TBM	Max	0.0000	1078.9385	6256.07	1	-0.500000
38	0.00000	SLU-TBM	Min	0.0000	1129.1757	6559.39	1	-0.500000
38	0.14869	SLU-TBM	Min	0.0000	1104.4093	6409.84	1	-0.500000
38	0.29738	SLU-TBM	Min	0.0000	1078.9385	6256.07	1	-0.500000
39	0.00000	SLU-TBM	Max	0.0000	1078.9385	6262.68	1	-0.500000
39	0.14869	SLU-TBM	Max	0.0000	1059.5060	6145.35	1	-0.500000
39	0.29738	SLU-TBM	Max	0.0000	1039.3637	6023.76	1	-0.500000
39	0.00000	SLU-TBM	Min	0.0000	1078.9385	6262.68	1	-0.500000
39	0.14869	SLU-TBM	Min	0.0000	1059.5060	6145.35	1	-0.500000
39	0.29738	SLU-TBM	Min	0.0000	1039.3637	6023.76	1	-0.500000
40	0.00000	SLU-TBM	Max	0.0000	1039.3637	6028.77	1	-0.500000
40	0.14869	SLU-TBM	Max	0.0000	1025.4532	5944.78	1	-0.500000
40	0.29738	SLU-TBM	Max	0.0000	1010.8286	5856.51	1	-0.500000
40	0.00000	SLU-TBM	Min	0.0000	1039.3637	6028.77	1	-0.500000
40	0.14869	SLU-TBM	Min	0.0000	1025.4532	5944.78	1	-0.500000
40	0.29738	SLU-TBM	Min	0.0000	1010.8286	5856.51	1	-0.500000
41	0.00000	SLU-TBM	Max	0.0000	1010.8286	5859.87	1	-0.500000
41	0.14869	SLU-TBM	Max	0.0000	1002.5737	5810.03	1	-0.500000
41	0.29738	SLU-TBM	Max	0.0000	993.6021	5755.88	1	-0.500000
41	0.00000	SLU-TBM	Min	0.0000	1010.8286	5859.87	1	-0.500000
41	0.14869	SLU-TBM	Min	0.0000	1002.5737	5810.03	1	-0.500000
41	0.29738	SLU-TBM	Min	0.0000	993.6021	5755.88	1	-0.500000
42	0.00000	SLU-TBM	Max	0.0000	993.6021	5757.57	1	-0.500000
42	0.14869	SLU-TBM	Max	0.0000	991.0824	5742.35	1	-0.500000
42	0.29738	SLU-TBM	Max	0.0000	987.8446	5722.82	1	-0.500000
42	0.00000	SLU-TBM	Min	0.0000	993.6021	5757.57	1	-0.500000
42	0.14869	SLU-TBM	Min	0.0000	991.0824	5742.35	1	-0.500000
42	0.29738	SLU-TBM	Min	0.0000	987.8446	5722.82	1	-0.500000
43	0.00000	SLU-TBM	Max	0.0000	200.8321	1414.85	1	-0.500000
43	0.14869	SLU-TBM	Max	0.0000	236.9272	1628.23	1	-0.500000
43	0.29738	SLU-TBM	Max	0.0000	272.4831	1838.37	1	-0.500000
43	0.00000	SLU-TBM	Min	0.0000	200.8321	1414.85	1	-0.500000
43	0.14869	SLU-TBM	Min	0.0000	236.9272	1628.23	1	-0.500000
43	0.29738	SLU-TBM	Min	0.0000	272.4831	1838.37	1	-0.500000
44	0.00000	SLU-TBM	Max	0.0000	272.4831	1827.47	1	-0.500000
44	0.14869	SLU-TBM	Max	0.0000	311.1644	2056.52	1	-0.500000
44	0.29738	SLU-TBM	Max	0.0000	349.2861	2282.22	1	-0.500000
44	0.00000	SLU-TBM	Min	0.0000	272.4831	1827.47	1	-0.500000
44	0.14869	SLU-TBM	Min	0.0000	311.1644	2056.52	1	-0.500000
44	0.29738	SLU-TBM	Min	0.0000	349.2861	2282.22	1	-0.500000
45	0.00000	SLU-TBM	Max	0.0000	349.2861	2270.48	1	-0.500000
45	0.14869	SLU-TBM	Max	0.0000	391.0550	2518.24	1	-0.500000
45	0.29738	SLU-TBM	Max	0.0000	432.2454	2762.51	1	-0.500000
45	0.00000	SLU-TBM	Min	0.0000	349.2861	2270.48	1	-0.500000
45	0.14869	SLU-TBM	Min	0.0000	391.0550	2518.24	1	-0.500000
45	0.29738	SLU-TBM	Min	0.0000	432.2454	2762.51	1	-0.500000
46	0.00000	SLU-TBM	Max	0.0000	432.2454	2749.80	1	-0.500000
46	0.14869	SLU-TBM	Max	0.0000	477.5853	3019.15	1	-0.500000
46	0.29738	SLU-TBM	Max	0.0000	522.3286	3284.92	1	-0.500000
46	0.00000	SLU-TBM	Min	0.0000	432.2454	2749.80	1	-0.500000
46	0.14869	SLU-TBM	Min	0.0000	477.5853	3019.15	1	-0.500000
46	0.29738	SLU-TBM	Min	0.0000	522.3286	3284.92	1	-0.500000
47	0.00000	SLU-TBM	Max	0.0000	522.3286	3271.09	1	-0.500000

Table: Element Forces - Frames, Part 2 of 4

Frame	Station m	OutputCase	StepType	M2 KN-m	M3 KN-m	S11Max KN/m2	PtS11Max	x2S11Max m
47	0.14869	SLU-TBM	Max	0.0000	571.7000	3564.80	1	-0.500000
47	0.29738	SLU-TBM	Max	0.0000	620.4578	3854.84	1	-0.500000
47	0.00000	SLU-TBM	Min	0.0000	522.3286	3271.09	1	-0.500000
47	0.14869	SLU-TBM	Min	0.0000	571.7000	3564.80	1	-0.500000
47	0.29738	SLU-TBM	Min	0.0000	620.4578	3854.84	1	-0.500000
48	0.00000	SLU-TBM	Max	0.0000	620.4578	3839.76	1	-0.500000
48	0.14869	SLU-TBM	Max	0.0000	674.2932	4160.44	1	-0.500000
48	0.29738	SLU-TBM	Max	0.0000	727.4993	4477.35	1	-0.500000
48	0.00000	SLU-TBM	Min	0.0000	620.4578	3839.76	1	-0.500000
48	0.14869	SLU-TBM	Min	0.0000	674.2932	4160.44	1	-0.500000
48	0.29738	SLU-TBM	Min	0.0000	727.4993	4477.35	1	-0.500000
49	0.00000	SLU-TBM	Max	0.0000	727.4993	4460.90	1	-0.500000
49	0.14869	SLU-TBM	Max	0.0000	786.1985	4810.95	1	-0.500000
49	0.29738	SLU-TBM	Max	0.0000	844.2538	5157.14	1	-0.500000
49	0.00000	SLU-TBM	Min	0.0000	727.4993	4460.90	1	-0.500000
49	0.14869	SLU-TBM	Min	0.0000	786.1985	4810.95	1	-0.500000
49	0.29738	SLU-TBM	Min	0.0000	844.2538	5157.14	1	-0.500000
50	0.00000	SLU-TBM	Max	0.0000	844.2538	5139.21	1	-0.500000
50	0.14869	SLU-TBM	Max	0.0000	908.1787	5520.81	1	-0.500000
50	0.29738	SLU-TBM	Max	0.0000	971.4463	5898.47	1	-0.500000
50	0.00000	SLU-TBM	Min	0.0000	844.2538	5139.21	1	-0.500000
50	0.14869	SLU-TBM	Min	0.0000	908.1787	5520.81	1	-0.500000
50	0.29738	SLU-TBM	Min	0.0000	971.4463	5898.47	1	-0.500000
51	0.00000	SLU-TBM	Max	0.0000	971.4463	5881.43	1	-0.500000
51	0.11098	SLU-TBM	Max	0.0000	1022.7068	6187.67	1	-0.500000
51	0.22196	SLU-TBM	Max	0.0000	1073.5952	6491.67	1	-0.500000
51	0.00000	SLU-TBM	Min	0.0000	971.4463	5881.43	1	-0.500000
51	0.11098	SLU-TBM	Min	0.0000	1022.7068	6187.67	1	-0.500000
51	0.22196	SLU-TBM	Min	0.0000	1073.5952	6491.67	1	-0.500000
52	0.00000	SLU-TBM	Max	0.0000	1073.5952	6470.90	1	-0.500000
52	0.18639	SLU-TBM	Max	0.0000	1167.1182	7030.06	1	-0.500000
52	0.37278	SLU-TBM	Max	0.0000	1259.5746	7582.81	1	-0.500000
52	0.00000	SLU-TBM	Min	0.0000	1073.5952	6470.90	1	-0.500000
52	0.18639	SLU-TBM	Min	0.0000	1167.1182	7030.06	1	-0.500000
52	0.37278	SLU-TBM	Min	0.0000	1259.5746	7582.81	1	-0.500000
53	0.00000	SLU-TBM	Max	0.0000	1259.5746	7329.05	1	-0.500000
53	0.14869	SLU-TBM	Max	0.0000	1224.9258	7119.80	1	-0.500000
53	0.29738	SLU-TBM	Max	0.0000	1189.5876	6906.42	1	-0.500000
53	0.00000	SLU-TBM	Min	0.0000	1259.5746	7329.05	1	-0.500000
53	0.14869	SLU-TBM	Min	0.0000	1224.9258	7119.80	1	-0.500000
53	0.29738	SLU-TBM	Min	0.0000	1189.5876	6906.42	1	-0.500000
54	0.00000	SLU-TBM	Max	0.0000	1189.5876	6916.02	1	-0.500000
54	0.14869	SLU-TBM	Max	0.0000	1159.7304	6735.72	1	-0.500000
54	0.29738	SLU-TBM	Max	0.0000	1129.1757	6551.24	1	-0.500000
54	0.00000	SLU-TBM	Min	0.0000	1189.5876	6916.02	1	-0.500000
54	0.14869	SLU-TBM	Min	0.0000	1159.7304	6735.72	1	-0.500000
54	0.29738	SLU-TBM	Min	0.0000	1129.1757	6551.24	1	-0.500000
55	0.00000	SLU-TBM	Max	0.0000	1129.1757	6559.39	1	-0.500000
55	0.14869	SLU-TBM	Max	0.0000	1104.4093	6409.84	1	-0.500000
55	0.29738	SLU-TBM	Max	0.0000	1078.9385	6256.07	1	-0.500000
55	0.00000	SLU-TBM	Min	0.0000	1129.1757	6559.39	1	-0.500000
55	0.14869	SLU-TBM	Min	0.0000	1104.4093	6409.84	1	-0.500000
55	0.29738	SLU-TBM	Min	0.0000	1078.9385	6256.07	1	-0.500000
56	0.00000	SLU-TBM	Max	0.0000	1078.9385	6262.68	1	-0.500000
56	0.14869	SLU-TBM	Max	0.0000	1059.5060	6145.35	1	-0.500000
56	0.29738	SLU-TBM	Max	0.0000	1039.3637	6023.76	1	-0.500000
56	0.00000	SLU-TBM	Min	0.0000	1078.9385	6262.68	1	-0.500000
56	0.14869	SLU-TBM	Min	0.0000	1059.5060	6145.35	1	-0.500000
56	0.29738	SLU-TBM	Min	0.0000	1039.3637	6023.76	1	-0.500000

Table: Element Forces - Frames, Part 2 of 4

Frame	Station m	OutputCase	StepType	M2 KN-m	M3 KN-m	S11Max KN/m2	PtS11Max	x2S11Max m
57	0.00000	SLU-TBM	Max	0.0000	1039.3637	6028.77	1	-0.500000
57	0.14869	SLU-TBM	Max	0.0000	1025.4532	5944.78	1	-0.500000
57	0.29738	SLU-TBM	Max	0.0000	1010.8286	5856.51	1	-0.500000
57	0.00000	SLU-TBM	Min	0.0000	1039.3637	6028.77	1	-0.500000
57	0.14869	SLU-TBM	Min	0.0000	1025.4532	5944.78	1	-0.500000
57	0.29738	SLU-TBM	Min	0.0000	1010.8286	5856.51	1	-0.500000
58	0.00000	SLU-TBM	Max	0.0000	1010.8286	5859.87	1	-0.500000
58	0.14869	SLU-TBM	Max	0.0000	1002.5737	5810.03	1	-0.500000
58	0.29738	SLU-TBM	Max	0.0000	993.6021	5755.88	1	-0.500000
58	0.00000	SLU-TBM	Min	0.0000	1010.8286	5859.87	1	-0.500000
58	0.14869	SLU-TBM	Min	0.0000	1002.5737	5810.03	1	-0.500000
58	0.29738	SLU-TBM	Min	0.0000	993.6021	5755.88	1	-0.500000
59	0.00000	SLU-TBM	Max	0.0000	993.6021	5757.57	1	-0.500000
59	0.14869	SLU-TBM	Max	0.0000	991.0824	5742.35	1	-0.500000
59	0.29738	SLU-TBM	Max	0.0000	987.8446	5722.82	1	-0.500000
59	0.00000	SLU-TBM	Min	0.0000	993.6021	5757.57	1	-0.500000
59	0.14869	SLU-TBM	Min	0.0000	991.0824	5742.35	1	-0.500000
59	0.29738	SLU-TBM	Min	0.0000	987.8446	5722.82	1	-0.500000
60	0.00000	SLU-TBM	Max	0.0000	0.0000	0.00	0	0.000000
60	0.30974	SLU-TBM	Max	0.0000	-2.1133	6.96	3	0.675000
60	0.00000	SLU-TBM	Min	0.0000	0.0000	0.00	0	0.000000
60	0.30974	SLU-TBM	Min	0.0000	-2.1133	6.96	3	0.675000
61	0.00000	SLU-TBM	Max	0.0000	-2.1133	6.96	3	0.675000
61	0.30974	SLU-TBM	Max	0.0000	-8.4516	27.82	3	0.675000
61	0.00000	SLU-TBM	Min	0.0000	-2.1133	6.96	3	0.675000
61	0.30974	SLU-TBM	Min	0.0000	-8.4516	27.82	3	0.675000
62	0.00000	SLU-TBM	Max	0.0000	-8.4516	27.82	3	0.675000
62	0.30974	SLU-TBM	Max	0.0000	-15.8574	52.21	3	0.675000
62	0.00000	SLU-TBM	Min	0.0000	-8.4516	27.82	3	0.675000
62	0.30974	SLU-TBM	Min	0.0000	-15.8574	52.21	3	0.675000
63	0.00000	SLU-TBM	Max	0.0000	-15.8574	52.21	3	0.675000
63	0.30974	SLU-TBM	Max	0.0000	-20.7848	68.43	3	0.675000
63	0.00000	SLU-TBM	Min	0.0000	-15.8574	52.21	3	0.675000
63	0.30974	SLU-TBM	Min	0.0000	-20.7848	68.43	3	0.675000
64	0.00000	SLU-TBM	Max	0.0000	-20.7848	68.43	3	0.675000
64	0.30974	SLU-TBM	Max	0.0000	-19.6849	64.81	3	0.675000
64	0.00000	SLU-TBM	Min	0.0000	-20.7848	68.43	3	0.675000
64	0.30974	SLU-TBM	Min	0.0000	-19.6849	64.81	3	0.675000
65	0.00000	SLU-TBM	Max	0.0000	-19.6849	64.81	3	0.675000
65	0.30974	SLU-TBM	Max	0.0000	-9.0040	29.64	3	0.675000
65	0.00000	SLU-TBM	Min	0.0000	-19.6849	64.81	3	0.675000
65	0.30974	SLU-TBM	Min	0.0000	-9.0040	29.64	3	0.675000
66	0.00000	SLU-TBM	Max	0.0000	-9.0040	29.64	3	0.675000
66	0.30974	SLU-TBM	Max	0.0000	14.8181	48.78	1	-0.675000
66	0.00000	SLU-TBM	Min	0.0000	-9.0040	29.64	3	0.675000
66	0.30974	SLU-TBM	Min	0.0000	14.8181	48.78	1	-0.675000
67	0.00000	SLU-TBM	Max	0.0000	14.8181	48.78	1	-0.675000
67	0.30974	SLU-TBM	Max	0.0000	55.3487	182.22	1	-0.675000
67	0.00000	SLU-TBM	Min	0.0000	14.8181	48.78	1	-0.675000
67	0.30974	SLU-TBM	Min	0.0000	55.3487	182.22	1	-0.675000
68	0.00000	SLU-TBM	Max	0.0000	55.3487	182.22	1	-0.675000
68	0.30974	SLU-TBM	Max	0.0000	116.1610	382.42	1	-0.675000
68	0.00000	SLU-TBM	Min	0.0000	55.3487	182.22	1	-0.675000
68	0.30974	SLU-TBM	Min	0.0000	116.1610	382.42	1	-0.675000
69	0.00000	SLU-TBM	Max	0.0000	116.1610	382.42	1	-0.675000
69	0.30974	SLU-TBM	Max	0.0000	200.8321	661.18	1	-0.675000
69	0.00000	SLU-TBM	Min	0.0000	116.1610	382.42	1	-0.675000
69	0.30974	SLU-TBM	Min	0.0000	200.8321	661.18	1	-0.675000

Table: Element Forces - Frames, Part 3 of 4

Table: Element Forces - Frames, Part 3 of 4								
Frame	Station	OutputCase	StepType	x3S11Max	S11Min	PtS11Min	x2S11Min	x3S11Min
	m			m	KN/m2		m	m
16	0.00000	SLU-TBM	Max	0.000000	0.00	0	0.000000	0.000000
16	0.30974	SLU-TBM	Max	-0.500000	-6.96	1	-0.675000	-0.500000
16	0.00000	SLU-TBM	Min	0.000000	0.00	0	0.000000	0.000000
16	0.30974	SLU-TBM	Min	-0.500000	-6.96	1	-0.675000	-0.500000
17	0.00000	SLU-TBM	Max	-0.500000	-6.96	1	-0.675000	-0.500000
17	0.30974	SLU-TBM	Max	-0.500000	-27.82	1	-0.675000	-0.500000
17	0.00000	SLU-TBM	Min	-0.500000	-6.96	1	-0.675000	-0.500000
17	0.30974	SLU-TBM	Min	-0.500000	-27.82	1	-0.675000	-0.500000
18	0.00000	SLU-TBM	Max	-0.500000	-27.82	1	-0.675000	-0.500000
18	0.30974	SLU-TBM	Max	-0.500000	-52.21	1	-0.675000	-0.500000
18	0.00000	SLU-TBM	Min	-0.500000	-27.82	1	-0.675000	-0.500000
18	0.30974	SLU-TBM	Min	-0.500000	-52.21	1	-0.675000	-0.500000
19	0.00000	SLU-TBM	Max	-0.500000	-52.21	1	-0.675000	-0.500000
19	0.30974	SLU-TBM	Max	-0.500000	-68.43	1	-0.675000	-0.500000
19	0.00000	SLU-TBM	Min	-0.500000	-52.21	1	-0.675000	-0.500000
19	0.30974	SLU-TBM	Min	-0.500000	-68.43	1	-0.675000	-0.500000
20	0.00000	SLU-TBM	Max	-0.500000	-68.43	1	-0.675000	-0.500000
20	0.30974	SLU-TBM	Max	-0.500000	-64.81	1	-0.675000	-0.500000
20	0.00000	SLU-TBM	Min	-0.500000	-68.43	1	-0.675000	-0.500000
20	0.30974	SLU-TBM	Min	-0.500000	-64.81	1	-0.675000	-0.500000
21	0.00000	SLU-TBM	Max	-0.500000	-64.81	1	-0.675000	-0.500000
21	0.30974	SLU-TBM	Max	-0.500000	-29.64	1	-0.675000	-0.500000
21	0.00000	SLU-TBM	Min	-0.500000	-64.81	1	-0.675000	-0.500000
21	0.30974	SLU-TBM	Min	-0.500000	-29.64	1	-0.675000	-0.500000
22	0.00000	SLU-TBM	Max	-0.500000	-29.64	1	-0.675000	-0.500000
22	0.30974	SLU-TBM	Max	-0.500000	-48.78	3	0.675000	-0.500000
22	0.00000	SLU-TBM	Min	-0.500000	-29.64	1	-0.675000	-0.500000
22	0.30974	SLU-TBM	Min	-0.500000	-48.78	3	0.675000	-0.500000
23	0.00000	SLU-TBM	Max	-0.500000	-48.78	3	0.675000	-0.500000
23	0.30974	SLU-TBM	Max	-0.500000	-182.22	3	0.675000	-0.500000
23	0.00000	SLU-TBM	Min	-0.500000	-48.78	3	0.675000	-0.500000
23	0.30974	SLU-TBM	Min	-0.500000	-182.22	3	0.675000	-0.500000
24	0.00000	SLU-TBM	Max	-0.500000	-182.22	3	0.675000	-0.500000
24	0.30974	SLU-TBM	Max	-0.500000	-382.42	3	0.675000	-0.500000
24	0.00000	SLU-TBM	Min	-0.500000	-182.22	3	0.675000	-0.500000
24	0.30974	SLU-TBM	Min	-0.500000	-382.42	3	0.675000	-0.500000
25	0.00000	SLU-TBM	Max	-0.500000	-382.42	3	0.675000	-0.500000
25	0.30974	SLU-TBM	Max	-0.500000	-661.18	3	0.675000	-0.500000
25	0.00000	SLU-TBM	Min	-0.500000	-382.42	3	0.675000	-0.500000
25	0.30974	SLU-TBM	Min	-0.500000	-661.18	3	0.675000	-0.500000
26	0.00000	SLU-TBM	Max	-0.500000	-995.14	3	0.500000	-0.500000
26	0.14869	SLU-TBM	Max	-0.500000	-1214.90	3	0.500000	-0.500000
26	0.29738	SLU-TBM	Max	-0.500000	-1431.43	3	0.500000	-0.500000
26	0.00000	SLU-TBM	Min	-0.500000	-995.14	3	0.500000	-0.500000
26	0.14869	SLU-TBM	Min	-0.500000	-1214.90	3	0.500000	-0.500000
26	0.29738	SLU-TBM	Min	-0.500000	-1431.43	3	0.500000	-0.500000
27	0.00000	SLU-TBM	Max	-0.500000	-1442.33	3	0.500000	-0.500000
27	0.14869	SLU-TBM	Max	-0.500000	-1677.45	3	0.500000	-0.500000
27	0.29738	SLU-TBM	Max	-0.500000	-1909.21	3	0.500000	-0.500000
27	0.00000	SLU-TBM	Min	-0.500000	-1442.33	3	0.500000	-0.500000
27	0.14869	SLU-TBM	Min	-0.500000	-1677.45	3	0.500000	-0.500000
27	0.29738	SLU-TBM	Min	-0.500000	-1909.21	3	0.500000	-0.500000
28	0.00000	SLU-TBM	Max	-0.500000	-1920.95	3	0.500000	-0.500000
28	0.14869	SLU-TBM	Max	-0.500000	-2174.43	3	0.500000	-0.500000
28	0.29738	SLU-TBM	Max	-0.500000	-2424.43	3	0.500000	-0.500000
28	0.00000	SLU-TBM	Min	-0.500000	-1920.95	3	0.500000	-0.500000

Table: Element Forces - Frames, Part 3 of 4

Frame	Station m	OutputCase	StepType	x3S11Max m	S11Min KN/m2	PtS11Min	x2S11Min m	x3S11Min m
28	0.14869	SLU-TBM	Min	-0.500000	-2174.43	3	0.500000	-0.500000
28	0.29738	SLU-TBM	Min	-0.500000	-2424.43	3	0.500000	-0.500000
29	0.00000	SLU-TBM	Max	-0.500000	-2437.15	3	0.500000	-0.500000
29	0.14869	SLU-TBM	Max	-0.500000	-2711.87	3	0.500000	-0.500000
29	0.29738	SLU-TBM	Max	-0.500000	-2983.02	3	0.500000	-0.500000
29	0.00000	SLU-TBM	Min	-0.500000	-2437.15	3	0.500000	-0.500000
29	0.14869	SLU-TBM	Min	-0.500000	-2711.87	3	0.500000	-0.500000
29	0.29738	SLU-TBM	Min	-0.500000	-2983.02	3	0.500000	-0.500000
30	0.00000	SLU-TBM	Max	-0.500000	-2996.86	3	0.500000	-0.500000
30	0.14869	SLU-TBM	Max	-0.500000	-3295.60	3	0.500000	-0.500000
30	0.29738	SLU-TBM	Max	-0.500000	-3590.66	3	0.500000	-0.500000
30	0.00000	SLU-TBM	Min	-0.500000	-2996.86	3	0.500000	-0.500000
30	0.14869	SLU-TBM	Min	-0.500000	-3295.60	3	0.500000	-0.500000
30	0.29738	SLU-TBM	Min	-0.500000	-3590.66	3	0.500000	-0.500000
31	0.00000	SLU-TBM	Max	-0.500000	-3605.73	3	0.500000	-0.500000
31	0.14869	SLU-TBM	Max	-0.500000	-3931.08	3	0.500000	-0.500000
31	0.29738	SLU-TBM	Max	-0.500000	-4252.64	3	0.500000	-0.500000
31	0.00000	SLU-TBM	Min	-0.500000	-3605.73	3	0.500000	-0.500000
31	0.14869	SLU-TBM	Min	-0.500000	-3931.08	3	0.500000	-0.500000
31	0.29738	SLU-TBM	Min	-0.500000	-4252.64	3	0.500000	-0.500000
32	0.00000	SLU-TBM	Max	-0.500000	-4269.09	3	0.500000	-0.500000
32	0.14869	SLU-TBM	Max	-0.500000	-4623.43	3	0.500000	-0.500000
32	0.29738	SLU-TBM	Max	-0.500000	-4973.90	3	0.500000	-0.500000
32	0.00000	SLU-TBM	Min	-0.500000	-4269.09	3	0.500000	-0.500000
32	0.14869	SLU-TBM	Min	-0.500000	-4623.43	3	0.500000	-0.500000
32	0.29738	SLU-TBM	Min	-0.500000	-4973.90	3	0.500000	-0.500000
33	0.00000	SLU-TBM	Max	-0.500000	-4991.83	3	0.500000	-0.500000
33	0.14869	SLU-TBM	Max	-0.500000	-5377.33	3	0.500000	-0.500000
33	0.29738	SLU-TBM	Max	-0.500000	-5758.89	3	0.500000	-0.500000
33	0.00000	SLU-TBM	Min	-0.500000	-4991.83	3	0.500000	-0.500000
33	0.14869	SLU-TBM	Min	-0.500000	-5377.33	3	0.500000	-0.500000
33	0.29738	SLU-TBM	Min	-0.500000	-5758.89	3	0.500000	-0.500000
34	0.00000	SLU-TBM	Max	-0.500000	-5775.92	3	0.500000	-0.500000
34	0.11098	SLU-TBM	Max	-0.500000	-6084.82	3	0.500000	-0.500000
34	0.22196	SLU-TBM	Max	-0.500000	-6391.47	3	0.500000	-0.500000
34	0.00000	SLU-TBM	Min	-0.500000	-5775.92	3	0.500000	-0.500000
34	0.11098	SLU-TBM	Min	-0.500000	-6084.82	3	0.500000	-0.500000
34	0.22196	SLU-TBM	Min	-0.500000	-6391.47	3	0.500000	-0.500000
35	0.00000	SLU-TBM	Max	-0.500000	-6412.24	3	0.500000	-0.500000
35	0.18639	SLU-TBM	Max	-0.500000	-6975.36	3	0.500000	-0.500000
35	0.37278	SLU-TBM	Max	-0.500000	-7532.08	3	0.500000	-0.500000
35	0.00000	SLU-TBM	Min	-0.500000	-6412.24	3	0.500000	-0.500000
35	0.18639	SLU-TBM	Min	-0.500000	-6975.36	3	0.500000	-0.500000
35	0.37278	SLU-TBM	Min	-0.500000	-7532.08	3	0.500000	-0.500000
36	0.00000	SLU-TBM	Max	-0.500000	-7785.84	3	0.500000	-0.500000
36	0.14869	SLU-TBM	Max	-0.500000	-7579.30	3	0.500000	-0.500000
36	0.29738	SLU-TBM	Max	-0.500000	-7368.63	3	0.500000	-0.500000
36	0.00000	SLU-TBM	Min	-0.500000	-7785.84	3	0.500000	-0.500000
36	0.14869	SLU-TBM	Min	-0.500000	-7579.30	3	0.500000	-0.500000
36	0.29738	SLU-TBM	Min	-0.500000	-7368.63	3	0.500000	-0.500000
37	0.00000	SLU-TBM	Max	-0.500000	-7359.03	3	0.500000	-0.500000
37	0.14869	SLU-TBM	Max	-0.500000	-7181.04	3	0.500000	-0.500000
37	0.29738	SLU-TBM	Max	-0.500000	-6998.87	3	0.500000	-0.500000
37	0.00000	SLU-TBM	Min	-0.500000	-7359.03	3	0.500000	-0.500000
37	0.14869	SLU-TBM	Min	-0.500000	-7181.04	3	0.500000	-0.500000
37	0.29738	SLU-TBM	Min	-0.500000	-6998.87	3	0.500000	-0.500000
38	0.00000	SLU-TBM	Max	-0.500000	-6990.72	3	0.500000	-0.500000
38	0.14869	SLU-TBM	Max	-0.500000	-6843.07	3	0.500000	-0.500000
38	0.29738	SLU-TBM	Max	-0.500000	-6691.19	3	0.500000	-0.500000

Table: Element Forces - Frames, Part 3 of 4

Frame	Station m	OutputCase	StepType	x3S11Max m	S11Min KN/m2	PtS11Min	x2S11Min m	x3S11Min m
38	0.00000	SLU-TBM	Min	-0.500000	-6990.72	3	0.500000	-0.500000
38	0.14869	SLU-TBM	Min	-0.500000	-6843.07	3	0.500000	-0.500000
38	0.29738	SLU-TBM	Min	-0.500000	-6691.19	3	0.500000	-0.500000
39	0.00000	SLU-TBM	Max	-0.500000	-6684.58	3	0.500000	-0.500000
39	0.14869	SLU-TBM	Max	-0.500000	-6568.72	3	0.500000	-0.500000
39	0.29738	SLU-TBM	Max	-0.500000	-6448.60	3	0.500000	-0.500000
39	0.00000	SLU-TBM	Min	-0.500000	-6684.58	3	0.500000	-0.500000
39	0.14869	SLU-TBM	Min	-0.500000	-6568.72	3	0.500000	-0.500000
39	0.29738	SLU-TBM	Min	-0.500000	-6448.60	3	0.500000	-0.500000
40	0.00000	SLU-TBM	Max	-0.500000	-6443.59	3	0.500000	-0.500000
40	0.14869	SLU-TBM	Max	-0.500000	-6360.66	3	0.500000	-0.500000
40	0.29738	SLU-TBM	Max	-0.500000	-6273.44	3	0.500000	-0.500000
40	0.00000	SLU-TBM	Min	-0.500000	-6443.59	3	0.500000	-0.500000
40	0.14869	SLU-TBM	Min	-0.500000	-6360.66	3	0.500000	-0.500000
40	0.29738	SLU-TBM	Min	-0.500000	-6273.44	3	0.500000	-0.500000
41	0.00000	SLU-TBM	Max	-0.500000	-6270.07	3	0.500000	-0.500000
41	0.14869	SLU-TBM	Max	-0.500000	-6220.86	3	0.500000	-0.500000
41	0.29738	SLU-TBM	Max	-0.500000	-6167.34	3	0.500000	-0.500000
41	0.00000	SLU-TBM	Min	-0.500000	-6270.07	3	0.500000	-0.500000
41	0.14869	SLU-TBM	Min	-0.500000	-6220.86	3	0.500000	-0.500000
41	0.29738	SLU-TBM	Min	-0.500000	-6167.34	3	0.500000	-0.500000
42	0.00000	SLU-TBM	Max	-0.500000	-6165.65	3	0.500000	-0.500000
42	0.14869	SLU-TBM	Max	-0.500000	-6150.64	3	0.500000	-0.500000
42	0.29738	SLU-TBM	Max	-0.500000	-6131.32	3	0.500000	-0.500000
42	0.00000	SLU-TBM	Min	-0.500000	-6165.65	3	0.500000	-0.500000
42	0.14869	SLU-TBM	Min	-0.500000	-6150.64	3	0.500000	-0.500000
42	0.29738	SLU-TBM	Min	-0.500000	-6131.32	3	0.500000	-0.500000
43	0.00000	SLU-TBM	Max	-0.500000	-995.14	3	0.500000	-0.500000
43	0.14869	SLU-TBM	Max	-0.500000	-1214.90	3	0.500000	-0.500000
43	0.29738	SLU-TBM	Max	-0.500000	-1431.43	3	0.500000	-0.500000
43	0.00000	SLU-TBM	Min	-0.500000	-995.14	3	0.500000	-0.500000
43	0.14869	SLU-TBM	Min	-0.500000	-1214.90	3	0.500000	-0.500000
43	0.29738	SLU-TBM	Min	-0.500000	-1431.43	3	0.500000	-0.500000
44	0.00000	SLU-TBM	Max	-0.500000	-1442.33	3	0.500000	-0.500000
44	0.14869	SLU-TBM	Max	-0.500000	-1677.45	3	0.500000	-0.500000
44	0.29738	SLU-TBM	Max	-0.500000	-1909.21	3	0.500000	-0.500000
44	0.00000	SLU-TBM	Min	-0.500000	-1442.33	3	0.500000	-0.500000
44	0.14869	SLU-TBM	Min	-0.500000	-1677.45	3	0.500000	-0.500000
44	0.29738	SLU-TBM	Min	-0.500000	-1909.21	3	0.500000	-0.500000
45	0.00000	SLU-TBM	Max	-0.500000	-1920.95	3	0.500000	-0.500000
45	0.14869	SLU-TBM	Max	-0.500000	-2174.43	3	0.500000	-0.500000
45	0.29738	SLU-TBM	Max	-0.500000	-2424.43	3	0.500000	-0.500000
45	0.00000	SLU-TBM	Min	-0.500000	-1920.95	3	0.500000	-0.500000
45	0.14869	SLU-TBM	Min	-0.500000	-2174.43	3	0.500000	-0.500000
45	0.29738	SLU-TBM	Min	-0.500000	-2424.43	3	0.500000	-0.500000
46	0.00000	SLU-TBM	Max	-0.500000	-2437.15	3	0.500000	-0.500000
46	0.14869	SLU-TBM	Max	-0.500000	-2711.87	3	0.500000	-0.500000
46	0.29738	SLU-TBM	Max	-0.500000	-2983.02	3	0.500000	-0.500000
46	0.00000	SLU-TBM	Min	-0.500000	-2437.15	3	0.500000	-0.500000
46	0.14869	SLU-TBM	Min	-0.500000	-2711.87	3	0.500000	-0.500000
46	0.29738	SLU-TBM	Min	-0.500000	-2983.02	3	0.500000	-0.500000
47	0.00000	SLU-TBM	Max	-0.500000	-2996.86	3	0.500000	-0.500000
47	0.14869	SLU-TBM	Max	-0.500000	-3295.60	3	0.500000	-0.500000
47	0.29738	SLU-TBM	Max	-0.500000	-3590.66	3	0.500000	-0.500000
47	0.00000	SLU-TBM	Min	-0.500000	-2996.86	3	0.500000	-0.500000
47	0.14869	SLU-TBM	Min	-0.500000	-3295.60	3	0.500000	-0.500000
47	0.29738	SLU-TBM	Min	-0.500000	-3590.66	3	0.500000	-0.500000
48	0.00000	SLU-TBM	Max	-0.500000	-3605.73	3	0.500000	-0.500000
48	0.14869	SLU-TBM	Max	-0.500000	-3931.08	3	0.500000	-0.500000

Table: Element Forces - Frames, Part 3 of 4

Frame	Station m	OutputCase	StepType	x3S11Max m	S11Min KN/m2	PtS11Min	x2S11Min m	x3S11Min m
48	0.29738	SLU-TBM	Max	-0.500000	-4252.64	3	0.500000	-0.500000
48	0.00000	SLU-TBM	Min	-0.500000	-3605.73	3	0.500000	-0.500000
48	0.14869	SLU-TBM	Min	-0.500000	-3931.08	3	0.500000	-0.500000
48	0.29738	SLU-TBM	Min	-0.500000	-4252.64	3	0.500000	-0.500000
49	0.00000	SLU-TBM	Max	-0.500000	-4269.09	3	0.500000	-0.500000
49	0.14869	SLU-TBM	Max	-0.500000	-4623.43	3	0.500000	-0.500000
49	0.29738	SLU-TBM	Max	-0.500000	-4973.90	3	0.500000	-0.500000
49	0.00000	SLU-TBM	Min	-0.500000	-4269.09	3	0.500000	-0.500000
49	0.14869	SLU-TBM	Min	-0.500000	-4623.43	3	0.500000	-0.500000
49	0.29738	SLU-TBM	Min	-0.500000	-4973.90	3	0.500000	-0.500000
50	0.00000	SLU-TBM	Max	-0.500000	-4991.83	3	0.500000	-0.500000
50	0.14869	SLU-TBM	Max	-0.500000	-5377.33	3	0.500000	-0.500000
50	0.29738	SLU-TBM	Max	-0.500000	-5758.89	3	0.500000	-0.500000
50	0.00000	SLU-TBM	Min	-0.500000	-4991.83	3	0.500000	-0.500000
50	0.14869	SLU-TBM	Min	-0.500000	-5377.33	3	0.500000	-0.500000
50	0.29738	SLU-TBM	Min	-0.500000	-5758.89	3	0.500000	-0.500000
51	0.00000	SLU-TBM	Max	-0.500000	-5775.92	3	0.500000	-0.500000
51	0.11098	SLU-TBM	Max	-0.500000	-6084.82	3	0.500000	-0.500000
51	0.22196	SLU-TBM	Max	-0.500000	-6391.47	3	0.500000	-0.500000
51	0.00000	SLU-TBM	Min	-0.500000	-5775.92	3	0.500000	-0.500000
51	0.11098	SLU-TBM	Min	-0.500000	-6084.82	3	0.500000	-0.500000
51	0.22196	SLU-TBM	Min	-0.500000	-6391.47	3	0.500000	-0.500000
52	0.00000	SLU-TBM	Max	-0.500000	-6412.24	3	0.500000	-0.500000
52	0.18639	SLU-TBM	Max	-0.500000	-6975.36	3	0.500000	-0.500000
52	0.37278	SLU-TBM	Max	-0.500000	-7532.08	3	0.500000	-0.500000
52	0.00000	SLU-TBM	Min	-0.500000	-6412.24	3	0.500000	-0.500000
52	0.18639	SLU-TBM	Min	-0.500000	-6975.36	3	0.500000	-0.500000
52	0.37278	SLU-TBM	Min	-0.500000	-7532.08	3	0.500000	-0.500000
53	0.00000	SLU-TBM	Max	-0.500000	-7785.84	3	0.500000	-0.500000
53	0.14869	SLU-TBM	Max	-0.500000	-7579.30	3	0.500000	-0.500000
53	0.29738	SLU-TBM	Max	-0.500000	-7368.63	3	0.500000	-0.500000
53	0.00000	SLU-TBM	Min	-0.500000	-7785.84	3	0.500000	-0.500000
53	0.14869	SLU-TBM	Min	-0.500000	-7579.30	3	0.500000	-0.500000
53	0.29738	SLU-TBM	Min	-0.500000	-7368.63	3	0.500000	-0.500000
54	0.00000	SLU-TBM	Max	-0.500000	-7359.03	3	0.500000	-0.500000
54	0.14869	SLU-TBM	Max	-0.500000	-7181.04	3	0.500000	-0.500000
54	0.29738	SLU-TBM	Max	-0.500000	-6998.87	3	0.500000	-0.500000
54	0.00000	SLU-TBM	Min	-0.500000	-7359.03	3	0.500000	-0.500000
54	0.14869	SLU-TBM	Min	-0.500000	-7181.04	3	0.500000	-0.500000
54	0.29738	SLU-TBM	Min	-0.500000	-6998.87	3	0.500000	-0.500000
55	0.00000	SLU-TBM	Max	-0.500000	-6990.72	3	0.500000	-0.500000
55	0.14869	SLU-TBM	Max	-0.500000	-6843.07	3	0.500000	-0.500000
55	0.29738	SLU-TBM	Max	-0.500000	-6691.19	3	0.500000	-0.500000
55	0.00000	SLU-TBM	Min	-0.500000	-6990.72	3	0.500000	-0.500000
55	0.14869	SLU-TBM	Min	-0.500000	-6843.07	3	0.500000	-0.500000
55	0.29738	SLU-TBM	Min	-0.500000	-6691.19	3	0.500000	-0.500000
56	0.00000	SLU-TBM	Max	-0.500000	-6684.58	3	0.500000	-0.500000
56	0.14869	SLU-TBM	Max	-0.500000	-6568.72	3	0.500000	-0.500000
56	0.29738	SLU-TBM	Max	-0.500000	-6448.60	3	0.500000	-0.500000
56	0.00000	SLU-TBM	Min	-0.500000	-6684.58	3	0.500000	-0.500000
56	0.14869	SLU-TBM	Min	-0.500000	-6568.72	3	0.500000	-0.500000
56	0.29738	SLU-TBM	Min	-0.500000	-6448.60	3	0.500000	-0.500000
57	0.00000	SLU-TBM	Max	-0.500000	-6443.59	3	0.500000	-0.500000
57	0.14869	SLU-TBM	Max	-0.500000	-6360.66	3	0.500000	-0.500000
57	0.29738	SLU-TBM	Max	-0.500000	-6273.44	3	0.500000	-0.500000
57	0.00000	SLU-TBM	Min	-0.500000	-6443.59	3	0.500000	-0.500000
57	0.14869	SLU-TBM	Min	-0.500000	-6360.66	3	0.500000	-0.500000
57	0.29738	SLU-TBM	Min	-0.500000	-6273.44	3	0.500000	-0.500000
58	0.00000	SLU-TBM	Max	-0.500000	-6270.07	3	0.500000	-0.500000

Table: Element Forces - Frames, Part 3 of 4

Frame	Station m	OutputCase	StepType	x3S11Max m	S11Min KN/m2	PtS11Min	x2S11Min m	x3S11Min m
58	0.14869	SLU-TBM	Max	-0.500000	-6220.86	3	0.500000	-0.500000
58	0.29738	SLU-TBM	Max	-0.500000	-6167.34	3	0.500000	-0.500000
58	0.00000	SLU-TBM	Min	-0.500000	-6270.07	3	0.500000	-0.500000
58	0.14869	SLU-TBM	Min	-0.500000	-6220.86	3	0.500000	-0.500000
58	0.29738	SLU-TBM	Min	-0.500000	-6167.34	3	0.500000	-0.500000
59	0.00000	SLU-TBM	Max	-0.500000	-6165.65	3	0.500000	-0.500000
59	0.14869	SLU-TBM	Max	-0.500000	-6150.64	3	0.500000	-0.500000
59	0.29738	SLU-TBM	Max	-0.500000	-6131.32	3	0.500000	-0.500000
59	0.00000	SLU-TBM	Min	-0.500000	-6165.65	3	0.500000	-0.500000
59	0.14869	SLU-TBM	Min	-0.500000	-6150.64	3	0.500000	-0.500000
59	0.29738	SLU-TBM	Min	-0.500000	-6131.32	3	0.500000	-0.500000
60	0.00000	SLU-TBM	Max	0.000000	0.00	0	0.000000	0.000000
60	0.30974	SLU-TBM	Max	-0.500000	-6.96	1	-0.675000	-0.500000
60	0.00000	SLU-TBM	Min	0.000000	0.00	0	0.000000	0.000000
60	0.30974	SLU-TBM	Min	-0.500000	-6.96	1	-0.675000	-0.500000
61	0.00000	SLU-TBM	Max	-0.500000	-6.96	1	-0.675000	-0.500000
61	0.30974	SLU-TBM	Max	-0.500000	-27.82	1	-0.675000	-0.500000
61	0.00000	SLU-TBM	Min	-0.500000	-6.96	1	-0.675000	-0.500000
61	0.30974	SLU-TBM	Min	-0.500000	-27.82	1	-0.675000	-0.500000
62	0.00000	SLU-TBM	Max	-0.500000	-27.82	1	-0.675000	-0.500000
62	0.30974	SLU-TBM	Max	-0.500000	-52.21	1	-0.675000	-0.500000
62	0.00000	SLU-TBM	Min	-0.500000	-27.82	1	-0.675000	-0.500000
62	0.30974	SLU-TBM	Min	-0.500000	-52.21	1	-0.675000	-0.500000
63	0.00000	SLU-TBM	Max	-0.500000	-52.21	1	-0.675000	-0.500000
63	0.30974	SLU-TBM	Max	-0.500000	-68.43	1	-0.675000	-0.500000
63	0.00000	SLU-TBM	Min	-0.500000	-52.21	1	-0.675000	-0.500000
63	0.30974	SLU-TBM	Min	-0.500000	-68.43	1	-0.675000	-0.500000
64	0.00000	SLU-TBM	Max	-0.500000	-68.43	1	-0.675000	-0.500000
64	0.30974	SLU-TBM	Max	-0.500000	-64.81	1	-0.675000	-0.500000
64	0.00000	SLU-TBM	Min	-0.500000	-68.43	1	-0.675000	-0.500000
64	0.30974	SLU-TBM	Min	-0.500000	-64.81	1	-0.675000	-0.500000
65	0.00000	SLU-TBM	Max	-0.500000	-64.81	1	-0.675000	-0.500000
65	0.30974	SLU-TBM	Max	-0.500000	-29.64	1	-0.675000	-0.500000
65	0.00000	SLU-TBM	Min	-0.500000	-64.81	1	-0.675000	-0.500000
65	0.30974	SLU-TBM	Min	-0.500000	-29.64	1	-0.675000	-0.500000
66	0.00000	SLU-TBM	Max	-0.500000	-29.64	1	-0.675000	-0.500000
66	0.30974	SLU-TBM	Max	-0.500000	-48.78	3	0.675000	-0.500000
66	0.00000	SLU-TBM	Min	-0.500000	-29.64	1	-0.675000	-0.500000
66	0.30974	SLU-TBM	Min	-0.500000	-48.78	3	0.675000	-0.500000
67	0.00000	SLU-TBM	Max	-0.500000	-48.78	3	0.675000	-0.500000
67	0.30974	SLU-TBM	Max	-0.500000	-182.22	3	0.675000	-0.500000
67	0.00000	SLU-TBM	Min	-0.500000	-48.78	3	0.675000	-0.500000
67	0.30974	SLU-TBM	Min	-0.500000	-182.22	3	0.675000	-0.500000
68	0.00000	SLU-TBM	Max	-0.500000	-182.22	3	0.675000	-0.500000
68	0.30974	SLU-TBM	Max	-0.500000	-382.42	3	0.675000	-0.500000
68	0.00000	SLU-TBM	Min	-0.500000	-182.22	3	0.675000	-0.500000
68	0.30974	SLU-TBM	Min	-0.500000	-382.42	3	0.675000	-0.500000
69	0.00000	SLU-TBM	Max	-0.500000	-382.42	3	0.675000	-0.500000
69	0.30974	SLU-TBM	Max	-0.500000	-661.18	3	0.675000	-0.500000
69	0.00000	SLU-TBM	Min	-0.500000	-382.42	3	0.675000	-0.500000
69	0.30974	SLU-TBM	Min	-0.500000	-661.18	3	0.675000	-0.500000

Table: Element Forces - Frames, Part 4 of 4

Table: Element Forces - Frames, Part 4 of 4

Frame	Station m	OutputCase	StepType	FrameElem	ElemStation m
16	0.00000	SLU-TBM	Max	16-1	0.00000

Table: Element Forces - Frames, Part 4 of 4

Frame	Station m	OutputCase	StepType	FrameElem	ElemStation m
16	0.30974	SLU-TBM	Max	16-1	0.30974
16	0.00000	SLU-TBM	Min	16-1	0.00000
16	0.30974	SLU-TBM	Min	16-1	0.30974
17	0.00000	SLU-TBM	Max	17-1	0.00000
17	0.30974	SLU-TBM	Max	17-1	0.30974
17	0.00000	SLU-TBM	Min	17-1	0.00000
17	0.30974	SLU-TBM	Min	17-1	0.30974
18	0.00000	SLU-TBM	Max	18-1	0.00000
18	0.30974	SLU-TBM	Max	18-1	0.30974
18	0.00000	SLU-TBM	Min	18-1	0.00000
18	0.30974	SLU-TBM	Min	18-1	0.30974
19	0.00000	SLU-TBM	Max	19-1	0.00000
19	0.30974	SLU-TBM	Max	19-1	0.30974
19	0.00000	SLU-TBM	Min	19-1	0.00000
19	0.30974	SLU-TBM	Min	19-1	0.30974
20	0.00000	SLU-TBM	Max	20-1	0.00000
20	0.30974	SLU-TBM	Max	20-1	0.30974
20	0.00000	SLU-TBM	Min	20-1	0.00000
20	0.30974	SLU-TBM	Min	20-1	0.30974
21	0.00000	SLU-TBM	Max	21-1	0.00000
21	0.30974	SLU-TBM	Max	21-1	0.30974
21	0.00000	SLU-TBM	Min	21-1	0.00000
21	0.30974	SLU-TBM	Min	21-1	0.30974
22	0.00000	SLU-TBM	Max	22-1	0.00000
22	0.30974	SLU-TBM	Max	22-1	0.30974
22	0.00000	SLU-TBM	Min	22-1	0.00000
22	0.30974	SLU-TBM	Min	22-1	0.30974
23	0.00000	SLU-TBM	Max	23-1	0.00000
23	0.30974	SLU-TBM	Max	23-1	0.30974
23	0.00000	SLU-TBM	Min	23-1	0.00000
23	0.30974	SLU-TBM	Min	23-1	0.30974
24	0.00000	SLU-TBM	Max	24-1	0.00000
24	0.30974	SLU-TBM	Max	24-1	0.30974
24	0.00000	SLU-TBM	Min	24-1	0.00000
24	0.30974	SLU-TBM	Min	24-1	0.30974
25	0.00000	SLU-TBM	Max	25-1	0.00000
25	0.30974	SLU-TBM	Max	25-1	0.30974
25	0.00000	SLU-TBM	Min	25-1	0.00000
25	0.30974	SLU-TBM	Min	25-1	0.30974
26	0.00000	SLU-TBM	Max	26-1	0.00000
26	0.14869	SLU-TBM	Max	26-1	0.14869
26	0.29738	SLU-TBM	Max	26-1	0.29738
26	0.00000	SLU-TBM	Min	26-1	0.00000
26	0.14869	SLU-TBM	Min	26-1	0.14869
26	0.29738	SLU-TBM	Min	26-1	0.29738
27	0.00000	SLU-TBM	Max	27-1	0.00000
27	0.14869	SLU-TBM	Max	27-1	0.14869
27	0.29738	SLU-TBM	Max	27-1	0.29738
27	0.00000	SLU-TBM	Min	27-1	0.00000
27	0.14869	SLU-TBM	Min	27-1	0.14869
27	0.29738	SLU-TBM	Min	27-1	0.29738
28	0.00000	SLU-TBM	Max	28-1	0.00000
28	0.14869	SLU-TBM	Max	28-1	0.14869
28	0.29738	SLU-TBM	Max	28-1	0.29738
28	0.00000	SLU-TBM	Min	28-1	0.00000
28	0.14869	SLU-TBM	Min	28-1	0.14869
28	0.29738	SLU-TBM	Min	28-1	0.29738
29	0.00000	SLU-TBM	Max	29-1	0.00000
29	0.14869	SLU-TBM	Max	29-1	0.14869

Table: Element Forces - Frames, Part 4 of 4

Frame	Station m	OutputCase	StepType	FrameElem	ElemStation m
29	0.29738	SLU-TBM	Max	29-1	0.29738
29	0.00000	SLU-TBM	Min	29-1	0.00000
29	0.14869	SLU-TBM	Min	29-1	0.14869
29	0.29738	SLU-TBM	Min	29-1	0.29738
30	0.00000	SLU-TBM	Max	30-1	0.00000
30	0.14869	SLU-TBM	Max	30-1	0.14869
30	0.29738	SLU-TBM	Max	30-1	0.29738
30	0.00000	SLU-TBM	Min	30-1	0.00000
30	0.14869	SLU-TBM	Min	30-1	0.14869
30	0.29738	SLU-TBM	Min	30-1	0.29738
31	0.00000	SLU-TBM	Max	31-1	0.00000
31	0.14869	SLU-TBM	Max	31-1	0.14869
31	0.29738	SLU-TBM	Max	31-1	0.29738
31	0.00000	SLU-TBM	Min	31-1	0.00000
31	0.14869	SLU-TBM	Min	31-1	0.14869
31	0.29738	SLU-TBM	Min	31-1	0.29738
32	0.00000	SLU-TBM	Max	32-1	0.00000
32	0.14869	SLU-TBM	Max	32-1	0.14869
32	0.29738	SLU-TBM	Max	32-1	0.29738
32	0.00000	SLU-TBM	Min	32-1	0.00000
32	0.14869	SLU-TBM	Min	32-1	0.14869
32	0.29738	SLU-TBM	Min	32-1	0.29738
33	0.00000	SLU-TBM	Max	33-1	0.00000
33	0.14869	SLU-TBM	Max	33-1	0.14869
33	0.29738	SLU-TBM	Max	33-1	0.29738
33	0.00000	SLU-TBM	Min	33-1	0.00000
33	0.14869	SLU-TBM	Min	33-1	0.14869
33	0.29738	SLU-TBM	Min	33-1	0.29738
34	0.00000	SLU-TBM	Max	34-1	0.00000
34	0.11098	SLU-TBM	Max	34-1	0.11098
34	0.22196	SLU-TBM	Max	34-1	0.22196
34	0.00000	SLU-TBM	Min	34-1	0.00000
34	0.11098	SLU-TBM	Min	34-1	0.11098
34	0.22196	SLU-TBM	Min	34-1	0.22196
35	0.00000	SLU-TBM	Max	35-1	0.00000
35	0.18639	SLU-TBM	Max	35-1	0.18639
35	0.37278	SLU-TBM	Max	35-1	0.37278
35	0.00000	SLU-TBM	Min	35-1	0.00000
35	0.18639	SLU-TBM	Min	35-1	0.18639
35	0.37278	SLU-TBM	Min	35-1	0.37278
36	0.00000	SLU-TBM	Max	36-1	0.00000
36	0.14869	SLU-TBM	Max	36-1	0.14869
36	0.29738	SLU-TBM	Max	36-1	0.29738
36	0.00000	SLU-TBM	Min	36-1	0.00000
36	0.14869	SLU-TBM	Min	36-1	0.14869
36	0.29738	SLU-TBM	Min	36-1	0.29738
37	0.00000	SLU-TBM	Max	37-1	0.00000
37	0.14869	SLU-TBM	Max	37-1	0.14869
37	0.29738	SLU-TBM	Max	37-1	0.29738
37	0.00000	SLU-TBM	Min	37-1	0.00000
37	0.14869	SLU-TBM	Min	37-1	0.14869
37	0.29738	SLU-TBM	Min	37-1	0.29738
38	0.00000	SLU-TBM	Max	38-1	0.00000
38	0.14869	SLU-TBM	Max	38-1	0.14869
38	0.29738	SLU-TBM	Max	38-1	0.29738
38	0.00000	SLU-TBM	Min	38-1	0.00000
38	0.14869	SLU-TBM	Min	38-1	0.14869
38	0.29738	SLU-TBM	Min	38-1	0.29738
39	0.00000	SLU-TBM	Max	39-1	0.00000

Table: Element Forces - Frames, Part 4 of 4

Frame	Station m	OutputCase	StepType	FrameElem	ElemStation m
39	0.14869	SLU-TBM	Max	39-1	0.14869
39	0.29738	SLU-TBM	Max	39-1	0.29738
39	0.00000	SLU-TBM	Min	39-1	0.00000
39	0.14869	SLU-TBM	Min	39-1	0.14869
39	0.29738	SLU-TBM	Min	39-1	0.29738
40	0.00000	SLU-TBM	Max	40-1	0.00000
40	0.14869	SLU-TBM	Max	40-1	0.14869
40	0.29738	SLU-TBM	Max	40-1	0.29738
40	0.00000	SLU-TBM	Min	40-1	0.00000
40	0.14869	SLU-TBM	Min	40-1	0.14869
40	0.29738	SLU-TBM	Min	40-1	0.29738
41	0.00000	SLU-TBM	Max	41-1	0.00000
41	0.14869	SLU-TBM	Max	41-1	0.14869
41	0.29738	SLU-TBM	Max	41-1	0.29738
41	0.00000	SLU-TBM	Min	41-1	0.00000
41	0.14869	SLU-TBM	Min	41-1	0.14869
41	0.29738	SLU-TBM	Min	41-1	0.29738
42	0.00000	SLU-TBM	Max	42-1	0.00000
42	0.14869	SLU-TBM	Max	42-1	0.14869
42	0.29738	SLU-TBM	Max	42-1	0.29738
42	0.00000	SLU-TBM	Min	42-1	0.00000
42	0.14869	SLU-TBM	Min	42-1	0.14869
42	0.29738	SLU-TBM	Min	42-1	0.29738
43	0.00000	SLU-TBM	Max	43-1	0.00000
43	0.14869	SLU-TBM	Max	43-1	0.14869
43	0.29738	SLU-TBM	Max	43-1	0.29738
43	0.00000	SLU-TBM	Min	43-1	0.00000
43	0.14869	SLU-TBM	Min	43-1	0.14869
43	0.29738	SLU-TBM	Min	43-1	0.29738
44	0.00000	SLU-TBM	Max	44-1	0.00000
44	0.14869	SLU-TBM	Max	44-1	0.14869
44	0.29738	SLU-TBM	Max	44-1	0.29738
44	0.00000	SLU-TBM	Min	44-1	0.00000
44	0.14869	SLU-TBM	Min	44-1	0.14869
44	0.29738	SLU-TBM	Min	44-1	0.29738
45	0.00000	SLU-TBM	Max	45-1	0.00000
45	0.14869	SLU-TBM	Max	45-1	0.14869
45	0.29738	SLU-TBM	Max	45-1	0.29738
45	0.00000	SLU-TBM	Min	45-1	0.00000
45	0.14869	SLU-TBM	Min	45-1	0.14869
45	0.29738	SLU-TBM	Min	45-1	0.29738
46	0.00000	SLU-TBM	Max	46-1	0.00000
46	0.14869	SLU-TBM	Max	46-1	0.14869
46	0.29738	SLU-TBM	Max	46-1	0.29738
46	0.00000	SLU-TBM	Min	46-1	0.00000
46	0.14869	SLU-TBM	Min	46-1	0.14869
46	0.29738	SLU-TBM	Min	46-1	0.29738
47	0.00000	SLU-TBM	Max	47-1	0.00000
47	0.14869	SLU-TBM	Max	47-1	0.14869
47	0.29738	SLU-TBM	Max	47-1	0.29738
47	0.00000	SLU-TBM	Min	47-1	0.00000
47	0.14869	SLU-TBM	Min	47-1	0.14869
47	0.29738	SLU-TBM	Min	47-1	0.29738
48	0.00000	SLU-TBM	Max	48-1	0.00000
48	0.14869	SLU-TBM	Max	48-1	0.14869
48	0.29738	SLU-TBM	Max	48-1	0.29738
48	0.00000	SLU-TBM	Min	48-1	0.00000
48	0.14869	SLU-TBM	Min	48-1	0.14869
48	0.29738	SLU-TBM	Min	48-1	0.29738

Table: Element Forces - Frames, Part 4 of 4

Frame	Station m	OutputCase	StepType	FrameElem	ElemStation m
49	0.00000	SLU-TBM	Max	49-1	0.00000
49	0.14869	SLU-TBM	Max	49-1	0.14869
49	0.29738	SLU-TBM	Max	49-1	0.29738
49	0.00000	SLU-TBM	Min	49-1	0.00000
49	0.14869	SLU-TBM	Min	49-1	0.14869
49	0.29738	SLU-TBM	Min	49-1	0.29738
50	0.00000	SLU-TBM	Max	50-1	0.00000
50	0.14869	SLU-TBM	Max	50-1	0.14869
50	0.29738	SLU-TBM	Max	50-1	0.29738
50	0.00000	SLU-TBM	Min	50-1	0.00000
50	0.14869	SLU-TBM	Min	50-1	0.14869
50	0.29738	SLU-TBM	Min	50-1	0.29738
51	0.00000	SLU-TBM	Max	51-1	0.00000
51	0.11098	SLU-TBM	Max	51-1	0.11098
51	0.22196	SLU-TBM	Max	51-1	0.22196
51	0.00000	SLU-TBM	Min	51-1	0.00000
51	0.11098	SLU-TBM	Min	51-1	0.11098
51	0.22196	SLU-TBM	Min	51-1	0.22196
52	0.00000	SLU-TBM	Max	52-1	0.00000
52	0.18639	SLU-TBM	Max	52-1	0.18639
52	0.37278	SLU-TBM	Max	52-1	0.37278
52	0.00000	SLU-TBM	Min	52-1	0.00000
52	0.18639	SLU-TBM	Min	52-1	0.18639
52	0.37278	SLU-TBM	Min	52-1	0.37278
53	0.00000	SLU-TBM	Max	53-1	0.00000
53	0.14869	SLU-TBM	Max	53-1	0.14869
53	0.29738	SLU-TBM	Max	53-1	0.29738
53	0.00000	SLU-TBM	Min	53-1	0.00000
53	0.14869	SLU-TBM	Min	53-1	0.14869
53	0.29738	SLU-TBM	Min	53-1	0.29738
54	0.00000	SLU-TBM	Max	54-1	0.00000
54	0.14869	SLU-TBM	Max	54-1	0.14869
54	0.29738	SLU-TBM	Max	54-1	0.29738
54	0.00000	SLU-TBM	Min	54-1	0.00000
54	0.14869	SLU-TBM	Min	54-1	0.14869
54	0.29738	SLU-TBM	Min	54-1	0.29738
55	0.00000	SLU-TBM	Max	55-1	0.00000
55	0.14869	SLU-TBM	Max	55-1	0.14869
55	0.29738	SLU-TBM	Max	55-1	0.29738
55	0.00000	SLU-TBM	Min	55-1	0.00000
55	0.14869	SLU-TBM	Min	55-1	0.14869
55	0.29738	SLU-TBM	Min	55-1	0.29738
56	0.00000	SLU-TBM	Max	56-1	0.00000
56	0.14869	SLU-TBM	Max	56-1	0.14869
56	0.29738	SLU-TBM	Max	56-1	0.29738
56	0.00000	SLU-TBM	Min	56-1	0.00000
56	0.14869	SLU-TBM	Min	56-1	0.14869
56	0.29738	SLU-TBM	Min	56-1	0.29738
57	0.00000	SLU-TBM	Max	57-1	0.00000
57	0.14869	SLU-TBM	Max	57-1	0.14869
57	0.29738	SLU-TBM	Max	57-1	0.29738
57	0.00000	SLU-TBM	Min	57-1	0.00000
57	0.14869	SLU-TBM	Min	57-1	0.14869
57	0.29738	SLU-TBM	Min	57-1	0.29738
58	0.00000	SLU-TBM	Max	58-1	0.00000
58	0.14869	SLU-TBM	Max	58-1	0.14869
58	0.29738	SLU-TBM	Max	58-1	0.29738
58	0.00000	SLU-TBM	Min	58-1	0.00000
58	0.14869	SLU-TBM	Min	58-1	0.14869

Table: Element Forces - Frames, Part 4 of 4

Frame	Station m	OutputCase	StepType	FrameElem	ElemStation m
58	0.29738	SLU-TBM	Min	58-1	0.29738
59	0.00000	SLU-TBM	Max	59-1	0.00000
59	0.14869	SLU-TBM	Max	59-1	0.14869
59	0.29738	SLU-TBM	Max	59-1	0.29738
59	0.00000	SLU-TBM	Min	59-1	0.00000
59	0.14869	SLU-TBM	Min	59-1	0.14869
59	0.29738	SLU-TBM	Min	59-1	0.29738
60	0.00000	SLU-TBM	Max	60-1	0.00000
60	0.30974	SLU-TBM	Max	60-1	0.30974
60	0.00000	SLU-TBM	Min	60-1	0.00000
60	0.30974	SLU-TBM	Min	60-1	0.30974
61	0.00000	SLU-TBM	Max	61-1	0.00000
61	0.30974	SLU-TBM	Max	61-1	0.30974
61	0.00000	SLU-TBM	Min	61-1	0.00000
61	0.30974	SLU-TBM	Min	61-1	0.30974
62	0.00000	SLU-TBM	Max	62-1	0.00000
62	0.30974	SLU-TBM	Max	62-1	0.30974
62	0.00000	SLU-TBM	Min	62-1	0.00000
62	0.30974	SLU-TBM	Min	62-1	0.30974
63	0.00000	SLU-TBM	Max	63-1	0.00000
63	0.30974	SLU-TBM	Max	63-1	0.30974
63	0.00000	SLU-TBM	Min	63-1	0.00000
63	0.30974	SLU-TBM	Min	63-1	0.30974
64	0.00000	SLU-TBM	Max	64-1	0.00000
64	0.30974	SLU-TBM	Max	64-1	0.30974
64	0.00000	SLU-TBM	Min	64-1	0.00000
64	0.30974	SLU-TBM	Min	64-1	0.30974
65	0.00000	SLU-TBM	Max	65-1	0.00000
65	0.30974	SLU-TBM	Max	65-1	0.30974
65	0.00000	SLU-TBM	Min	65-1	0.00000
65	0.30974	SLU-TBM	Min	65-1	0.30974
66	0.00000	SLU-TBM	Max	66-1	0.00000
66	0.30974	SLU-TBM	Max	66-1	0.30974
66	0.00000	SLU-TBM	Min	66-1	0.00000
66	0.30974	SLU-TBM	Min	66-1	0.30974
67	0.00000	SLU-TBM	Max	67-1	0.00000
67	0.30974	SLU-TBM	Max	67-1	0.30974
67	0.00000	SLU-TBM	Min	67-1	0.00000
67	0.30974	SLU-TBM	Min	67-1	0.30974
68	0.00000	SLU-TBM	Max	68-1	0.00000
68	0.30974	SLU-TBM	Max	68-1	0.30974
68	0.00000	SLU-TBM	Min	68-1	0.00000
68	0.30974	SLU-TBM	Min	68-1	0.30974
69	0.00000	SLU-TBM	Max	69-1	0.00000
69	0.30974	SLU-TBM	Max	69-1	0.30974
69	0.00000	SLU-TBM	Min	69-1	0.00000
69	0.30974	SLU-TBM	Min	69-1	0.30974

Table: Frame Section Assignments

Table: Frame Section Assignments

Frame	SectionType	AutoSelect	AnalSect	DesignSect	MatProp
16	Rectangular	N.A.	1.35	1.35	Default
17	Rectangular	N.A.	1.35	1.35	Default
18	Rectangular	N.A.	1.35	1.35	Default
19	Rectangular	N.A.	1.35	1.35	Default
20	Rectangular	N.A.	1.35	1.35	Default

Table: Frame Section Assignments

Frame	SectionType	AutoSelect	AnalSect	DesignSect	MatProp
21	Rectangular	N.A.	1.35	1.35	Default
22	Rectangular	N.A.	1.35	1.35	Default
23	Rectangular	N.A.	1.35	1.35	Default
24	Rectangular	N.A.	1.35	1.35	Default
25	Rectangular	N.A.	1.35	1.35	Default
26	Rectangular	N.A.	1	1	Default
27	Rectangular	N.A.	1	1	Default
28	Rectangular	N.A.	1	1	Default
29	Rectangular	N.A.	1	1	Default
30	Rectangular	N.A.	1	1	Default
31	Rectangular	N.A.	1	1	Default
32	Rectangular	N.A.	1	1	Default
33	Rectangular	N.A.	1	1	Default
34	Rectangular	N.A.	1	1	Default
35	Rectangular	N.A.	1	1	Default
36	Rectangular	N.A.	1	1	Default
37	Rectangular	N.A.	1	1	Default
38	Rectangular	N.A.	1	1	Default
39	Rectangular	N.A.	1	1	Default
40	Rectangular	N.A.	1	1	Default
41	Rectangular	N.A.	1	1	Default
42	Rectangular	N.A.	1	1	Default
43	Rectangular	N.A.	1	1	Default
44	Rectangular	N.A.	1	1	Default
45	Rectangular	N.A.	1	1	Default
46	Rectangular	N.A.	1	1	Default
47	Rectangular	N.A.	1	1	Default
48	Rectangular	N.A.	1	1	Default
49	Rectangular	N.A.	1	1	Default
50	Rectangular	N.A.	1	1	Default
51	Rectangular	N.A.	1	1	Default
52	Rectangular	N.A.	1	1	Default
53	Rectangular	N.A.	1	1	Default
54	Rectangular	N.A.	1	1	Default
55	Rectangular	N.A.	1	1	Default
56	Rectangular	N.A.	1	1	Default
57	Rectangular	N.A.	1	1	Default
58	Rectangular	N.A.	1	1	Default
59	Rectangular	N.A.	1	1	Default
60	Rectangular	N.A.	1.35	1.35	Default
61	Rectangular	N.A.	1.35	1.35	Default
62	Rectangular	N.A.	1.35	1.35	Default
63	Rectangular	N.A.	1.35	1.35	Default
64	Rectangular	N.A.	1.35	1.35	Default
65	Rectangular	N.A.	1.35	1.35	Default
66	Rectangular	N.A.	1.35	1.35	Default
67	Rectangular	N.A.	1.35	1.35	Default
68	Rectangular	N.A.	1.35	1.35	Default
69	Rectangular	N.A.	1.35	1.35	Default

Table: Frame Section Properties 01 - General, Part 1 of 6

Table: Frame Section Properties 01 - General, Part 1 of 6

SectionName	Material	Shape	t3 m	t2 m	Area m2	TorsConst m4
1	C25/30	Rectangular	1.000000	1.000000	1.000000	0.140833
1.35	C25/30	Rectangular	1.350000	1.000000	1.350000	0.245269
1.5	C25/30	Rectangular	1.500000	1.000000	1.500000	0.293457

Table: Frame Section Properties 01 - General, Part 1 of 6

SectionName	Material	Shape	t3 m	t2 m	Area m2	TorsConst m4
2	C25/30	Rectangular	2.000000	1.000000	2.000000	0.457760

Table: Frame Section Properties 01 - General, Part 2 of 6

Table: Frame Section Properties 01 - General, Part 2 of 6

SectionName	I33 m4	I22 m4	I23 m4	AS2 m2	AS3 m2	S33 m3	S22 m3
1	0.083333	0.083333	0.000000	0.833333	0.833333	0.166667	0.166667
1.35	0.205031	0.112500	0.000000	1.125000	1.125000	0.303750	0.225000
1.5	0.281250	0.125000	0.000000	1.250000	1.250000	0.375000	0.250000
2	0.666667	0.166667	0.000000	1.666667	1.666667	0.666667	0.333333

Table: Frame Section Properties 01 - General, Part 3 of 6

Table: Frame Section Properties 01 - General, Part 3 of 6

SectionName	Z33 m3	Z22 m3	R33 m	R22 m	EccV2 m	ConcCol	ConcBeam
1	0.250000	0.250000	0.288675	0.288675	0.000000	Yes	No
1.35	0.455625	0.337500	0.389711	0.288675	0.000000	Yes	No
1.5	0.562500	0.375000	0.433013	0.288675	0.000000	Yes	No
2	1.000000	0.500000	0.577350	0.288675	0.000000	No	Yes

Table: Frame Section Properties 01 - General, Part 4 of 6

Table: Frame Section Properties 01 - General, Part 4 of 6

SectionName	Color	TotalWt KN	TotalMass KN-s2/m	FromFile	AMod	A2Mod	A3Mod
1	4227327	252.695	25.77	No	1.000000	1.000000	1.000000
1.35	Blue	209.013	21.31	No	1.000000	1.000000	1.000000
1.5	Green	0.000	0.00	No	1.000000	1.000000	1.000000
2	12615935	0.000	0.00	No	1.000000	1.000000	1.000000

Table: Frame Section Properties 01 - General, Part 5 of 6

Table: Frame Section Properties 01 - General, Part 5 of 6

SectionName	JMod	I2Mod	I3Mod	MMod	WMod	GUID
1	1.000000	1.000000	1.000000	1.000000	1.000000	
1.35	1.000000	1.000000	1.000000	1.000000	1.000000	
1.5	1.000000	1.000000	1.000000	1.000000	1.000000	
2	1.000000	1.000000	1.000000	1.000000	1.000000	

Table: Frame Section Properties 01 - General, Part 6 of 6

Table: Frame Section Properties 01 - General, Part 6 of 6

SectionName	Notes
1	Added 24/07/2020 10:24:12
1.35	Added 24/07/2020 10:24:30
1.5	Added 31/07/2020 16:26:02
2	Added 18/11/2020 13:23:00

Table: Frame Spring Assignments

Table: Frame Spring Assignments					
Frame	Type	Stiffness KN/m/m	SimpleType	Dir1Type	Dir
16	Simple	73964.00	Compression Only	Object Axes	2
17	Simple	73964.00	Compression Only	Object Axes	2
18	Simple	73964.00	Compression Only	Object Axes	2
19	Simple	73964.00	Compression Only	Object Axes	2
20	Simple	73964.00	Compression Only	Object Axes	2
21	Simple	73964.00	Compression Only	Object Axes	2
22	Simple	73964.00	Compression Only	Object Axes	2
23	Simple	73964.00	Compression Only	Object Axes	2
24	Simple	73964.00	Compression Only	Object Axes	2
25	Simple	73964.00	Compression Only	Object Axes	2
26	Simple	22129.00	Compression Only	Object Axes	2
27	Simple	22129.00	Compression Only	Object Axes	2
28	Simple	22129.00	Compression Only	Object Axes	2
29	Simple	22129.00	Compression Only	Object Axes	2
30	Simple	22129.00	Compression Only	Object Axes	2
31	Simple	22129.00	Compression Only	Object Axes	2
32	Simple	22129.00	Compression Only	Object Axes	2
33	Simple	22129.00	Compression Only	Object Axes	2
34	Simple	22129.00	Compression Only	Object Axes	2
35	Simple	22129.00	Compression Only	Object Axes	2
36	Simple	22129.00	Compression Only	Object Axes	2
37	Simple	22129.00	Compression Only	Object Axes	2
38	Simple	22129.00	Compression Only	Object Axes	2
39	Simple	22129.00	Compression Only	Object Axes	2
40	Simple	22129.00	Compression Only	Object Axes	2
41	Simple	22129.00	Compression Only	Object Axes	2
42	Simple	22129.00	Compression Only	Object Axes	2
43	Simple	22129.00	Compression Only	Object Axes	2
44	Simple	22129.00	Compression Only	Object Axes	2
45	Simple	22129.00	Compression Only	Object Axes	2
46	Simple	22129.00	Compression Only	Object Axes	2
47	Simple	22129.00	Compression Only	Object Axes	2
48	Simple	22129.00	Compression Only	Object Axes	2
49	Simple	22129.00	Compression Only	Object Axes	2
50	Simple	22129.00	Compression Only	Object Axes	2
51	Simple	22129.00	Compression Only	Object Axes	2
52	Simple	22129.00	Compression Only	Object Axes	2
53	Simple	22129.00	Compression Only	Object Axes	2
54	Simple	22129.00	Compression Only	Object Axes	2
55	Simple	22129.00	Compression Only	Object Axes	2
56	Simple	22129.00	Compression Only	Object Axes	2
57	Simple	22129.00	Compression Only	Object Axes	2
58	Simple	22129.00	Compression Only	Object Axes	2
59	Simple	22129.00	Compression Only	Object Axes	2
60	Simple	73964.00	Compression Only	Object Axes	2
61	Simple	73964.00	Compression Only	Object Axes	2
62	Simple	73964.00	Compression Only	Object Axes	2
63	Simple	73964.00	Compression Only	Object Axes	2
64	Simple	73964.00	Compression Only	Object Axes	2
65	Simple	73964.00	Compression Only	Object Axes	2
66	Simple	73964.00	Compression Only	Object Axes	2
67	Simple	73964.00	Compression Only	Object Axes	2
68	Simple	73964.00	Compression Only	Object Axes	2
69	Simple	73964.00	Compression Only	Object Axes	2

Table: Joint Coordinates, Part 1 of 2

Table: Joint Coordinates, Part 1 of 2							
Joint	CoordSys	CoordType	XorR	Y	Z	SpecialJt	GlobalX
			m	m	m		m
16	GLOBAL	Cartesian	-4.60259	0.00000	1.79479	No	-4.60259
17	GLOBAL	Cartesian	-7.70000	0.00000	1.79479	No	-7.70000
18	GLOBAL	Cartesian	7.70000	0.00000	1.79479	No	7.70000
19	GLOBAL	Cartesian	7.39026	0.00000	1.79479	No	7.39026
20	GLOBAL	Cartesian	7.08052	0.00000	1.79479	No	7.08052
21	GLOBAL	Cartesian	6.77078	0.00000	1.79479	No	6.77078
22	GLOBAL	Cartesian	6.46104	0.00000	1.79479	No	6.46104
23	GLOBAL	Cartesian	6.15130	0.00000	1.79479	No	6.15130
24	GLOBAL	Cartesian	5.84156	0.00000	1.79479	No	5.84156
25	GLOBAL	Cartesian	5.53182	0.00000	1.79479	No	5.53182
26	GLOBAL	Cartesian	5.22207	0.00000	1.79479	No	5.22207
27	GLOBAL	Cartesian	4.91233	0.00000	1.79479	No	4.91233
28	GLOBAL	Cartesian	4.60259	0.00000	1.79479	No	4.60259
29	GLOBAL	Cartesian	4.37936	0.00000	1.59833	No	4.37936
30	GLOBAL	Cartesian	4.14774	0.00000	1.41181	No	4.14774
31	GLOBAL	Cartesian	3.90820	0.00000	1.23560	No	3.90820
32	GLOBAL	Cartesian	3.66118	0.00000	1.07003	No	3.66118
33	GLOBAL	Cartesian	3.40715	0.00000	0.91542	No	3.40715
34	GLOBAL	Cartesian	3.14661	0.00000	0.77206	No	3.14661
35	GLOBAL	Cartesian	2.88005	0.00000	0.64023	No	2.88005
36	GLOBAL	Cartesian	2.60799	0.00000	0.52018	No	2.60799
37	GLOBAL	Cartesian	2.40164	0.00000	0.43839	No	2.40164
38	GLOBAL	Cartesian	2.04941	0.00000	0.31632	No	2.04941
39	GLOBAL	Cartesian	1.76398	0.00000	0.23290	No	1.76398
40	GLOBAL	Cartesian	1.47517	0.00000	0.16203	No	1.47517
41	GLOBAL	Cartesian	1.18354	0.00000	0.10387	No	1.18354
42	GLOBAL	Cartesian	0.88964	0.00000	0.05850	No	0.88964
43	GLOBAL	Cartesian	0.59404	0.00000	0.02604	No	0.59404
44	GLOBAL	Cartesian	0.29731	0.00000	0.00652	No	0.29731
45	GLOBAL	Cartesian	0.00000	0.00000	2.732E-12	No	0.00000
46	GLOBAL	Cartesian	-4.37936	0.00000	1.59833	No	-4.37936
47	GLOBAL	Cartesian	-4.14774	0.00000	1.41181	No	-4.14774
48	GLOBAL	Cartesian	-3.90820	0.00000	1.23560	No	-3.90820
49	GLOBAL	Cartesian	-3.66118	0.00000	1.07003	No	-3.66118
50	GLOBAL	Cartesian	-3.40715	0.00000	0.91542	No	-3.40715
51	GLOBAL	Cartesian	-3.14661	0.00000	0.77206	No	-3.14661
52	GLOBAL	Cartesian	-2.88005	0.00000	0.64023	No	-2.88005
53	GLOBAL	Cartesian	-2.60799	0.00000	0.52018	No	-2.60799
54	GLOBAL	Cartesian	-2.40164	0.00000	0.43839	No	-2.40164
55	GLOBAL	Cartesian	-2.04941	0.00000	0.31632	No	-2.04941
56	GLOBAL	Cartesian	-1.76398	0.00000	0.23290	No	-1.76398
57	GLOBAL	Cartesian	-1.47517	0.00000	0.16203	No	-1.47517
58	GLOBAL	Cartesian	-1.18354	0.00000	0.10387	No	-1.18354
59	GLOBAL	Cartesian	-0.88964	0.00000	0.05850	No	-0.88964
60	GLOBAL	Cartesian	-0.59404	0.00000	0.02604	No	-0.59404
61	GLOBAL	Cartesian	-0.29731	0.00000	0.00652	No	-0.29731
62	GLOBAL	Cartesian	-7.39026	0.00000	1.79479	No	-7.39026
63	GLOBAL	Cartesian	-7.08052	0.00000	1.79479	No	-7.08052
64	GLOBAL	Cartesian	-6.77078	0.00000	1.79479	No	-6.77078
65	GLOBAL	Cartesian	-6.46104	0.00000	1.79479	No	-6.46104
66	GLOBAL	Cartesian	-6.15130	0.00000	1.79479	No	-6.15130
67	GLOBAL	Cartesian	-5.84156	0.00000	1.79479	No	-5.84156
68	GLOBAL	Cartesian	-5.53182	0.00000	1.79479	No	-5.53182
69	GLOBAL	Cartesian	-5.22207	0.00000	1.79479	No	-5.22207
70	GLOBAL	Cartesian	-4.91233	0.00000	1.79479	No	-4.91233

Table: Joint Coordinates, Part 2 of 2

Table: Joint Coordinates, Part 2 of 2

Joint	GlobalY m	GlobalZ m	GUID
16	0.00000	1.79479	
17	0.00000	1.79479	
18	0.00000	1.79479	
19	0.00000	1.79479	
20	0.00000	1.79479	
21	0.00000	1.79479	
22	0.00000	1.79479	
23	0.00000	1.79479	
24	0.00000	1.79479	
25	0.00000	1.79479	
26	0.00000	1.79479	
27	0.00000	1.79479	
28	0.00000	1.79479	
29	0.00000	1.59833	
30	0.00000	1.41181	
31	0.00000	1.23560	
32	0.00000	1.07003	
33	0.00000	0.91542	
34	0.00000	0.77206	
35	0.00000	0.64023	
36	0.00000	0.52018	
37	0.00000	0.43839	
38	0.00000	0.31632	
39	0.00000	0.23290	
40	0.00000	0.16203	
41	0.00000	0.10387	
42	0.00000	0.05850	
43	0.00000	0.02604	
44	0.00000	0.00652	
45	0.00000	2.732E-12	
46	0.00000	1.59833	
47	0.00000	1.41181	
48	0.00000	1.23560	
49	0.00000	1.07003	
50	0.00000	0.91542	
51	0.00000	0.77206	
52	0.00000	0.64023	
53	0.00000	0.52018	
54	0.00000	0.43839	
55	0.00000	0.31632	
56	0.00000	0.23290	
57	0.00000	0.16203	
58	0.00000	0.10387	
59	0.00000	0.05850	
60	0.00000	0.02604	
61	0.00000	0.00652	
62	0.00000	1.79479	
63	0.00000	1.79479	
64	0.00000	1.79479	
65	0.00000	1.79479	
66	0.00000	1.79479	
67	0.00000	1.79479	
68	0.00000	1.79479	
69	0.00000	1.79479	
70	0.00000	1.79479	

Table: Joint Displacements, Part 1 of 2

Table: Joint Displacements, Part 1 of 2								
Joint	OutputCase	CaseType	StepType	U1	U2	U3	R1	R2
				m	m	m	Radians	Radians
16	SLU-TBM	NonStatic	Max	0.002253	0.000000	-0.004459	0.000000	0.001604
16	SLU-TBM	NonStatic	Min	0.002253	0.000000	-0.004459	0.000000	0.001604
17	SLU-TBM	NonStatic	Max	0.002253	0.000000	0.000557	0.000000	0.001614
17	SLU-TBM	NonStatic	Min	0.002253	0.000000	0.000557	0.000000	0.001614
18	SLU-TBM	NonStatic	Max	-0.002253	0.000000	0.000557	0.000000	-0.001614
18	SLU-TBM	NonStatic	Min	-0.002253	0.000000	0.000557	0.000000	-0.001614
19	SLU-TBM	NonStatic	Max	-0.002253	0.000000	0.000057	0.000000	-0.001614
19	SLU-TBM	NonStatic	Min	-0.002253	0.000000	0.000057	0.000000	-0.001614
20	SLU-TBM	NonStatic	Max	-0.002253	0.000000	-0.000443	0.000000	-0.001615
20	SLU-TBM	NonStatic	Min	-0.002253	0.000000	-0.000443	0.000000	-0.001615
21	SLU-TBM	NonStatic	Max	-0.002253	0.000000	-0.000942	0.000000	-0.001615
21	SLU-TBM	NonStatic	Min	-0.002253	0.000000	-0.000942	0.000000	-0.001615
22	SLU-TBM	NonStatic	Max	-0.002253	0.000000	-0.001442	0.000000	-0.001616
22	SLU-TBM	NonStatic	Min	-0.002253	0.000000	-0.001442	0.000000	-0.001616
23	SLU-TBM	NonStatic	Max	-0.002253	0.000000	-0.001943	0.000000	-0.001617
23	SLU-TBM	NonStatic	Min	-0.002253	0.000000	-0.001943	0.000000	-0.001617
24	SLU-TBM	NonStatic	Max	-0.002253	0.000000	-0.002445	0.000000	-0.001618
24	SLU-TBM	NonStatic	Min	-0.002253	0.000000	-0.002445	0.000000	-0.001618
25	SLU-TBM	NonStatic	Max	-0.002253	0.000000	-0.002948	0.000000	-0.001618
25	SLU-TBM	NonStatic	Min	-0.002253	0.000000	-0.002948	0.000000	-0.001618
26	SLU-TBM	NonStatic	Max	-0.002253	0.000000	-0.003451	0.000000	-0.001616
26	SLU-TBM	NonStatic	Min	-0.002253	0.000000	-0.003451	0.000000	-0.001616
27	SLU-TBM	NonStatic	Max	-0.002253	0.000000	-0.003955	0.000000	-0.001612
27	SLU-TBM	NonStatic	Min	-0.002253	0.000000	-0.003955	0.000000	-0.001612
28	SLU-TBM	NonStatic	Max	-0.002253	0.000000	-0.004459	0.000000	-0.001604
28	SLU-TBM	NonStatic	Min	-0.002253	0.000000	-0.004459	0.000000	-0.001604
29	SLU-TBM	NonStatic	Max	-0.001937	0.000000	-0.004821	0.000000	-0.001577
29	SLU-TBM	NonStatic	Min	-0.001937	0.000000	-0.004821	0.000000	-0.001577
30	SLU-TBM	NonStatic	Max	-0.001643	0.000000	-0.005189	0.000000	-0.001542
30	SLU-TBM	NonStatic	Min	-0.001643	0.000000	-0.005189	0.000000	-0.001542
31	SLU-TBM	NonStatic	Max	-0.001372	0.000000	-0.005560	0.000000	-0.001498
31	SLU-TBM	NonStatic	Min	-0.001372	0.000000	-0.005560	0.000000	-0.001498
32	SLU-TBM	NonStatic	Max	-0.001125	0.000000	-0.005931	0.000000	-0.001444
32	SLU-TBM	NonStatic	Min	-0.001125	0.000000	-0.005931	0.000000	-0.001444
33	SLU-TBM	NonStatic	Max	-0.000903	0.000000	-0.006298	0.000000	-0.001379
33	SLU-TBM	NonStatic	Min	-0.000903	0.000000	-0.006298	0.000000	-0.001379
34	SLU-TBM	NonStatic	Max	-0.000707	0.000000	-0.006657	0.000000	-0.001302
34	SLU-TBM	NonStatic	Min	-0.000707	0.000000	-0.006657	0.000000	-0.001302
35	SLU-TBM	NonStatic	Max	-0.000537	0.000000	-0.007002	0.000000	-0.001213
35	SLU-TBM	NonStatic	Min	-0.000537	0.000000	-0.007002	0.000000	-0.001213
36	SLU-TBM	NonStatic	Max	-0.000393	0.000000	-0.007330	0.000000	-0.001110
36	SLU-TBM	NonStatic	Min	-0.000393	0.000000	-0.007330	0.000000	-0.001110
37	SLU-TBM	NonStatic	Max	-0.000303	0.000000	-0.007559	0.000000	-0.001024
37	SLU-TBM	NonStatic	Min	-0.000303	0.000000	-0.007559	0.000000	-0.001024
38	SLU-TBM	NonStatic	Max	-0.000183	0.000000	-0.007907	0.000000	-0.000858
38	SLU-TBM	NonStatic	Min	-0.000183	0.000000	-0.007907	0.000000	-0.000858
39	SLU-TBM	NonStatic	Max	-0.000117	0.000000	-0.008125	0.000000	-0.000719
39	SLU-TBM	NonStatic	Min	-0.000117	0.000000	-0.008125	0.000000	-0.000719
40	SLU-TBM	NonStatic	Max	-0.000070	0.000000	-0.008308	0.000000	-0.000588
40	SLU-TBM	NonStatic	Min	-0.000070	0.000000	-0.008308	0.000000	-0.000588
41	SLU-TBM	NonStatic	Max	-0.000038	0.000000	-0.008456	0.000000	-0.000462
41	SLU-TBM	NonStatic	Min	-0.000038	0.000000	-0.008456	0.000000	-0.000462
42	SLU-TBM	NonStatic	Max	-0.000018	0.000000	-0.008570	0.000000	-0.000342
42	SLU-TBM	NonStatic	Min	-0.000018	0.000000	-0.008570	0.000000	-0.000342
43	SLU-TBM	NonStatic	Max	-7.414E-06	0.000000	-0.008651	0.000000	-0.000226
43	SLU-TBM	NonStatic	Min	-7.414E-06	0.000000	-0.008651	0.000000	-0.000226
44	SLU-TBM	NonStatic	Max	-2.283E-06	0.000000	-0.008700	0.000000	-0.000112

Table: Joint Displacements, Part 1 of 2

Joint	OutputCase	CaseType	StepType	U1	U2	U3	R1	R2
				m	m	m	Radians	Radians
44	SLU-TBM	NonStatic	Min	-2.283E-06	0.000000	-0.008700	0.000000	-0.000112
45	SLU-TBM	NonStatic	Max	-9.637E-14	0.000000	-0.008716	0.000000	2.923E-15
45	SLU-TBM	NonStatic	Min	-9.637E-14	0.000000	-0.008716	0.000000	2.923E-15
46	SLU-TBM	NonStatic	Max	0.001937	0.000000	-0.004821	0.000000	0.001577
46	SLU-TBM	NonStatic	Min	0.001937	0.000000	-0.004821	0.000000	0.001577
47	SLU-TBM	NonStatic	Max	0.001643	0.000000	-0.005189	0.000000	0.001542
47	SLU-TBM	NonStatic	Min	0.001643	0.000000	-0.005189	0.000000	0.001542
48	SLU-TBM	NonStatic	Max	0.001372	0.000000	-0.005560	0.000000	0.001498
48	SLU-TBM	NonStatic	Min	0.001372	0.000000	-0.005560	0.000000	0.001498
49	SLU-TBM	NonStatic	Max	0.001125	0.000000	-0.005931	0.000000	0.001444
49	SLU-TBM	NonStatic	Min	0.001125	0.000000	-0.005931	0.000000	0.001444
50	SLU-TBM	NonStatic	Max	0.000903	0.000000	-0.006298	0.000000	0.001379
50	SLU-TBM	NonStatic	Min	0.000903	0.000000	-0.006298	0.000000	0.001379
51	SLU-TBM	NonStatic	Max	0.000707	0.000000	-0.006657	0.000000	0.001302
51	SLU-TBM	NonStatic	Min	0.000707	0.000000	-0.006657	0.000000	0.001302
52	SLU-TBM	NonStatic	Max	0.000537	0.000000	-0.007002	0.000000	0.001213
52	SLU-TBM	NonStatic	Min	0.000537	0.000000	-0.007002	0.000000	0.001213
53	SLU-TBM	NonStatic	Max	0.000393	0.000000	-0.007330	0.000000	0.001110
53	SLU-TBM	NonStatic	Min	0.000393	0.000000	-0.007330	0.000000	0.001110
54	SLU-TBM	NonStatic	Max	0.000303	0.000000	-0.007559	0.000000	0.001024
54	SLU-TBM	NonStatic	Min	0.000303	0.000000	-0.007559	0.000000	0.001024
55	SLU-TBM	NonStatic	Max	0.000183	0.000000	-0.007907	0.000000	0.000858
55	SLU-TBM	NonStatic	Min	0.000183	0.000000	-0.007907	0.000000	0.000858
56	SLU-TBM	NonStatic	Max	0.000117	0.000000	-0.008125	0.000000	0.000719
56	SLU-TBM	NonStatic	Min	0.000117	0.000000	-0.008125	0.000000	0.000719
57	SLU-TBM	NonStatic	Max	0.000070	0.000000	-0.008308	0.000000	0.000588
57	SLU-TBM	NonStatic	Min	0.000070	0.000000	-0.008308	0.000000	0.000588
58	SLU-TBM	NonStatic	Max	0.000038	0.000000	-0.008456	0.000000	0.000462
58	SLU-TBM	NonStatic	Min	0.000038	0.000000	-0.008456	0.000000	0.000462
59	SLU-TBM	NonStatic	Max	0.000018	0.000000	-0.008570	0.000000	0.000342
59	SLU-TBM	NonStatic	Min	0.000018	0.000000	-0.008570	0.000000	0.000342
60	SLU-TBM	NonStatic	Max	7.414E-06	0.000000	-0.008651	0.000000	0.000226
60	SLU-TBM	NonStatic	Min	7.414E-06	0.000000	-0.008651	0.000000	0.000226
61	SLU-TBM	NonStatic	Max	2.283E-06	0.000000	-0.008700	0.000000	0.000112
61	SLU-TBM	NonStatic	Min	2.283E-06	0.000000	-0.008700	0.000000	0.000112
62	SLU-TBM	NonStatic	Max	0.002253	0.000000	0.000057	0.000000	0.001614
62	SLU-TBM	NonStatic	Min	0.002253	0.000000	0.000057	0.000000	0.001614
63	SLU-TBM	NonStatic	Max	0.002253	0.000000	-0.000443	0.000000	0.001615
63	SLU-TBM	NonStatic	Min	0.002253	0.000000	-0.000443	0.000000	0.001615
64	SLU-TBM	NonStatic	Max	0.002253	0.000000	-0.000942	0.000000	0.001615
64	SLU-TBM	NonStatic	Min	0.002253	0.000000	-0.000942	0.000000	0.001615
65	SLU-TBM	NonStatic	Max	0.002253	0.000000	-0.001442	0.000000	0.001616
65	SLU-TBM	NonStatic	Min	0.002253	0.000000	-0.001442	0.000000	0.001616
66	SLU-TBM	NonStatic	Max	0.002253	0.000000	-0.001943	0.000000	0.001617
66	SLU-TBM	NonStatic	Min	0.002253	0.000000	-0.001943	0.000000	0.001617
67	SLU-TBM	NonStatic	Max	0.002253	0.000000	-0.002445	0.000000	0.001618
67	SLU-TBM	NonStatic	Min	0.002253	0.000000	-0.002445	0.000000	0.001618
68	SLU-TBM	NonStatic	Max	0.002253	0.000000	-0.002948	0.000000	0.001618
68	SLU-TBM	NonStatic	Min	0.002253	0.000000	-0.002948	0.000000	0.001618
69	SLU-TBM	NonStatic	Max	0.002253	0.000000	-0.003451	0.000000	0.001616
69	SLU-TBM	NonStatic	Min	0.002253	0.000000	-0.003451	0.000000	0.001616
70	SLU-TBM	NonStatic	Max	0.002253	0.000000	-0.003955	0.000000	0.001612
70	SLU-TBM	NonStatic	Min	0.002253	0.000000	-0.003955	0.000000	0.001612

Table: Joint Displacements, Part 2 of 2

Table: Joint Displacements, Part 2 of 2

Joint	OutputCase	StepType	R3 Radians
16	SLU-TBM	Max	0.000000
16	SLU-TBM	Min	0.000000
17	SLU-TBM	Max	0.000000
17	SLU-TBM	Min	0.000000
18	SLU-TBM	Max	0.000000
18	SLU-TBM	Min	0.000000
19	SLU-TBM	Max	0.000000
19	SLU-TBM	Min	0.000000
20	SLU-TBM	Max	0.000000
20	SLU-TBM	Min	0.000000
21	SLU-TBM	Max	0.000000
21	SLU-TBM	Min	0.000000
22	SLU-TBM	Max	0.000000
22	SLU-TBM	Min	0.000000
23	SLU-TBM	Max	0.000000
23	SLU-TBM	Min	0.000000
24	SLU-TBM	Max	0.000000
24	SLU-TBM	Min	0.000000
25	SLU-TBM	Max	0.000000
25	SLU-TBM	Min	0.000000
26	SLU-TBM	Max	0.000000
26	SLU-TBM	Min	0.000000
27	SLU-TBM	Max	0.000000
27	SLU-TBM	Min	0.000000
28	SLU-TBM	Max	0.000000
28	SLU-TBM	Min	0.000000
29	SLU-TBM	Max	0.000000
29	SLU-TBM	Min	0.000000
30	SLU-TBM	Max	0.000000
30	SLU-TBM	Min	0.000000
31	SLU-TBM	Max	0.000000
31	SLU-TBM	Min	0.000000
32	SLU-TBM	Max	0.000000
32	SLU-TBM	Min	0.000000
33	SLU-TBM	Max	0.000000
33	SLU-TBM	Min	0.000000
34	SLU-TBM	Max	0.000000
34	SLU-TBM	Min	0.000000
35	SLU-TBM	Max	0.000000
35	SLU-TBM	Min	0.000000
36	SLU-TBM	Max	0.000000
36	SLU-TBM	Min	0.000000
37	SLU-TBM	Max	0.000000
37	SLU-TBM	Min	0.000000
38	SLU-TBM	Max	0.000000
38	SLU-TBM	Min	0.000000
39	SLU-TBM	Max	0.000000
39	SLU-TBM	Min	0.000000
40	SLU-TBM	Max	0.000000
40	SLU-TBM	Min	0.000000
41	SLU-TBM	Max	0.000000
41	SLU-TBM	Min	0.000000
42	SLU-TBM	Max	0.000000
42	SLU-TBM	Min	0.000000
43	SLU-TBM	Max	0.000000
43	SLU-TBM	Min	0.000000
44	SLU-TBM	Max	0.000000

Table: Joint Displacements, Part 2 of 2

Joint	OutputCase	StepType	R3 Radians
44	SLU-TBM	Min	0.000000
45	SLU-TBM	Max	0.000000
45	SLU-TBM	Min	0.000000
46	SLU-TBM	Max	0.000000
46	SLU-TBM	Min	0.000000
47	SLU-TBM	Max	0.000000
47	SLU-TBM	Min	0.000000
48	SLU-TBM	Max	0.000000
48	SLU-TBM	Min	0.000000
49	SLU-TBM	Max	0.000000
49	SLU-TBM	Min	0.000000
50	SLU-TBM	Max	0.000000
50	SLU-TBM	Min	0.000000
51	SLU-TBM	Max	0.000000
51	SLU-TBM	Min	0.000000
52	SLU-TBM	Max	0.000000
52	SLU-TBM	Min	0.000000
53	SLU-TBM	Max	0.000000
53	SLU-TBM	Min	0.000000
54	SLU-TBM	Max	0.000000
54	SLU-TBM	Min	0.000000
55	SLU-TBM	Max	0.000000
55	SLU-TBM	Min	0.000000
56	SLU-TBM	Max	0.000000
56	SLU-TBM	Min	0.000000
57	SLU-TBM	Max	0.000000
57	SLU-TBM	Min	0.000000
58	SLU-TBM	Max	0.000000
58	SLU-TBM	Min	0.000000
59	SLU-TBM	Max	0.000000
59	SLU-TBM	Min	0.000000
60	SLU-TBM	Max	0.000000
60	SLU-TBM	Min	0.000000
61	SLU-TBM	Max	0.000000
61	SLU-TBM	Min	0.000000
62	SLU-TBM	Max	0.000000
62	SLU-TBM	Min	0.000000
63	SLU-TBM	Max	0.000000
63	SLU-TBM	Min	0.000000
64	SLU-TBM	Max	0.000000
64	SLU-TBM	Min	0.000000
65	SLU-TBM	Max	0.000000
65	SLU-TBM	Min	0.000000
66	SLU-TBM	Max	0.000000
66	SLU-TBM	Min	0.000000
67	SLU-TBM	Max	0.000000
67	SLU-TBM	Min	0.000000
68	SLU-TBM	Max	0.000000
68	SLU-TBM	Min	0.000000
69	SLU-TBM	Max	0.000000
69	SLU-TBM	Min	0.000000
70	SLU-TBM	Max	0.000000
70	SLU-TBM	Min	0.000000

Table: Joint Loads - Force, Part 1 of 2

Table: Joint Loads - Force, Part 1 of 2							
Joint	LoadPat	CoordSys	F1 KN	F2 KN	F3 KN	M1 KN-m	M2 KN-m
38	TBM	GLOBAL	0.000	0.000	-625.000	0.0000	0.0000
55	TBM	GLOBAL	0.000	0.000	-625.000	0.0000	0.0000

Table: Joint Loads - Force, Part 2 of 2

Table: Joint Loads - Force, Part 2 of 2			
Joint	LoadPat	M3 KN-m	GUID
38	TBM	0.0000	
55	TBM	0.0000	

Table: Load Case Definitions, Part 1 of 3

Table: Load Case Definitions, Part 1 of 3							
Case	Type	InitialCond	ModalCase	BaseCase	DesTypeOpt	DesignType	DesActOpt
SLU-TBM	NonStatic	Zero			Prog Det	DEAD	Prog Det

Table: Load Case Definitions, Part 2 of 3

Table: Load Case Definitions, Part 2 of 3					
Case	DesignAct	AutoType	RunCase	CaseStatus	GUID
SLU-TBM	Non-Composite	None	Yes	Finished	

Table: Load Case Definitions, Part 3 of 3

Table: Load Case Definitions, Part 3 of 3	
Case	Notes
SLU-TBM	

Table: Load Pattern Definitions

Table: Load Pattern Definitions						
LoadPat	DesignType	SelfWtMult	AutoLoad	GUID	Notes	
DEAD	DEAD	1.000000				
TBM	DEAD	0.000000				

Table: Material Properties 03b - Concrete Data, Part 1 of 2

Table: Material Properties 03b - Concrete Data, Part 1 of 2								
Material	Fc KN/m2	LtWtConc	SSCurveOpt	SSHysType	SFc	SCap	FinalSlope	FAngle Degrees
4000Psi	27579.03	No	Mander	Takeda	0.002219	0.005000	-0.100000	0.000
C25/30	25000.00	No	Mander	Takeda	0.001613	0.005000	-0.100000	0.000
C35/45	35000.00	No	Mander	Takeda	0.002059	0.005000	-0.100000	0.000

Table: Material Properties 03b - Concrete Data, Part 2 of 2**Table: Material Properties
03b - Concrete Data, Part 2
of 2**

Material	DAngle Degrees
4000Psi	0.000
C25/30	0.000
C35/45	0.000

Table: Case - Static 1 - Load Assignments

Table: Case - Static 1 - Load Assignments

Case	LoadType	LoadName	LoadSF
SLU-TBM	Load pattern	DEAD	1.300000
SLU-TBM	Load pattern	TBM	1.300000

Table: Element Forces - Frames, Part 1 of 4

Table: Element Forces - Frames, Part 1 of 4

Frame	Station m	OutputCase	CaseType	StepType	P KN	V2 KN	V3 KN	T KN-m
1	0.0000	SLU-TBM	NonStatic	Max	0.000	-69.490	0.000	0.0000
1	0.16539	SLU-TBM	NonStatic	Max	-1.671	-64.383	0.000	0.0000
1	0.33077	SLU-TBM	NonStatic	Max	-3.341	-59.276	0.000	0.0000
1	0.0000	SLU-TBM	NonStatic	Min	0.000	-69.490	0.000	0.0000
1	0.16539	SLU-TBM	NonStatic	Min	-1.671	-64.383	0.000	0.0000
1	0.33077	SLU-TBM	NonStatic	Min	-3.341	-59.276	0.000	0.0000
2	0.0000	SLU-TBM	NonStatic	Max	-9.600	-198.994	0.000	0.0000
2	0.16539	SLU-TBM	NonStatic	Max	-11.020	-193.812	0.000	0.0000
2	0.33077	SLU-TBM	NonStatic	Max	-12.441	-188.629	0.000	0.0000
2	0.0000	SLU-TBM	NonStatic	Min	-9.600	-198.994	0.000	0.0000
2	0.16539	SLU-TBM	NonStatic	Min	-11.020	-193.812	0.000	0.0000
2	0.33077	SLU-TBM	NonStatic	Min	-12.441	-188.629	0.000	0.0000
3	0.0000	SLU-TBM	NonStatic	Max	-25.079	-334.546	0.000	0.0000
3	0.17668	SLU-TBM	NonStatic	Max	-26.324	-328.942	0.000	0.0000
3	0.35337	SLU-TBM	NonStatic	Max	-27.570	-323.339	0.000	0.0000
3	0.0000	SLU-TBM	NonStatic	Min	-25.079	-334.546	0.000	0.0000
3	0.17668	SLU-TBM	NonStatic	Min	-26.324	-328.942	0.000	0.0000
3	0.35337	SLU-TBM	NonStatic	Min	-27.570	-323.339	0.000	0.0000
4	0.0000	SLU-TBM	NonStatic	Max	-199.383	432.446	0.000	0.0000
4	0.15410	SLU-TBM	NonStatic	Max	-200.215	437.383	0.000	0.0000
4	0.30820	SLU-TBM	NonStatic	Max	-201.047	442.320	0.000	0.0000
4	0.0000	SLU-TBM	NonStatic	Min	-199.383	432.446	0.000	0.0000
4	0.15410	SLU-TBM	NonStatic	Min	-200.215	437.383	0.000	0.0000
4	0.30820	SLU-TBM	NonStatic	Min	-201.047	442.320	0.000	0.0000
5	0.0000	SLU-TBM	NonStatic	Max	-183.853	311.231	0.000	0.0000
5	0.16539	SLU-TBM	NonStatic	Max	-184.504	316.565	0.000	0.0000
5	0.33077	SLU-TBM	NonStatic	Max	-185.156	321.898	0.000	0.0000
5	0.0000	SLU-TBM	NonStatic	Min	-183.853	311.231	0.000	0.0000
5	0.16539	SLU-TBM	NonStatic	Min	-184.504	316.565	0.000	0.0000
5	0.33077	SLU-TBM	NonStatic	Min	-185.156	321.898	0.000	0.0000
6	0.0000	SLU-TBM	NonStatic	Max	-172.813	185.108	0.000	0.0000
6	0.16539	SLU-TBM	NonStatic	Max	-173.204	190.467	0.000	0.0000
6	0.33077	SLU-TBM	NonStatic	Max	-173.596	195.826	0.000	0.0000
6	0.0000	SLU-TBM	NonStatic	Min	-172.813	185.108	0.000	0.0000
6	0.16539	SLU-TBM	NonStatic	Min	-173.204	190.467	0.000	0.0000
6	0.33077	SLU-TBM	NonStatic	Min	-173.596	195.826	0.000	0.0000
7	0.0000	SLU-TBM	NonStatic	Max	-167.416	58.199	0.000	0.0000
7	0.16525	SLU-TBM	NonStatic	Max	-167.546	63.566	0.000	0.0000
7	0.33050	SLU-TBM	NonStatic	Max	-167.677	68.934	0.000	0.0000
7	0.0000	SLU-TBM	NonStatic	Min	-167.416	58.199	0.000	0.0000
7	0.16525	SLU-TBM	NonStatic	Min	-167.546	63.566	0.000	0.0000
7	0.33050	SLU-TBM	NonStatic	Min	-167.677	68.934	0.000	0.0000
8	0.0000	SLU-TBM	NonStatic	Max	-2.328E-10	-69.490	0.000	0.0000
8	0.16539	SLU-TBM	NonStatic	Max	-1.671	-64.383	0.000	0.0000
8	0.33077	SLU-TBM	NonStatic	Max	-3.341	-59.276	0.000	0.0000

Table: Element Forces - Frames, Part 1 of 4

Frame	Station m	OutputCase	CaseType	StepType	P KN	V2 KN	V3 KN	T KN-m
8	0.0000	SLU-TBM	NonStatic	Min	-2.328E-10	-69.490	0.000	0.0000
8	0.16539	SLU-TBM	NonStatic	Min	-1.671	-64.383	0.000	0.0000
8	0.33077	SLU-TBM	NonStatic	Min	-3.341	-59.276	0.000	0.0000
9	0.0000	SLU-TBM	NonStatic	Max	-9.600	-198.994	0.000	0.0000
9	0.16539	SLU-TBM	NonStatic	Max	-11.020	-193.812	0.000	0.0000
9	0.33077	SLU-TBM	NonStatic	Max	-12.441	-188.629	0.000	0.0000
9	0.0000	SLU-TBM	NonStatic	Min	-9.600	-198.994	0.000	0.0000
9	0.16539	SLU-TBM	NonStatic	Min	-11.020	-193.812	0.000	0.0000
9	0.33077	SLU-TBM	NonStatic	Min	-12.441	-188.629	0.000	0.0000
10	0.0000	SLU-TBM	NonStatic	Max	-25.079	-334.546	0.000	0.0000
10	0.17668	SLU-TBM	NonStatic	Max	-26.324	-328.942	0.000	0.0000
10	0.35337	SLU-TBM	NonStatic	Max	-27.570	-323.339	0.000	0.0000
10	0.0000	SLU-TBM	NonStatic	Min	-25.079	-334.546	0.000	0.0000
10	0.17668	SLU-TBM	NonStatic	Min	-26.324	-328.942	0.000	0.0000
10	0.35337	SLU-TBM	NonStatic	Min	-27.570	-323.339	0.000	0.0000
11	0.0000	SLU-TBM	NonStatic	Max	-199.383	432.446	0.000	0.0000
11	0.15410	SLU-TBM	NonStatic	Max	-200.215	437.383	0.000	0.0000
11	0.30820	SLU-TBM	NonStatic	Max	-201.047	442.320	0.000	0.0000
11	0.0000	SLU-TBM	NonStatic	Min	-199.383	432.446	0.000	0.0000
11	0.15410	SLU-TBM	NonStatic	Min	-200.215	437.383	0.000	0.0000
11	0.30820	SLU-TBM	NonStatic	Min	-201.047	442.320	0.000	0.0000
12	0.0000	SLU-TBM	NonStatic	Max	-183.853	311.231	0.000	0.0000
12	0.16539	SLU-TBM	NonStatic	Max	-184.504	316.565	0.000	0.0000
12	0.33077	SLU-TBM	NonStatic	Max	-185.156	321.898	0.000	0.0000
12	0.0000	SLU-TBM	NonStatic	Min	-183.853	311.231	0.000	0.0000
12	0.16539	SLU-TBM	NonStatic	Min	-184.504	316.565	0.000	0.0000
12	0.33077	SLU-TBM	NonStatic	Min	-185.156	321.898	0.000	0.0000
13	0.0000	SLU-TBM	NonStatic	Max	-172.813	185.108	0.000	0.0000
13	0.16539	SLU-TBM	NonStatic	Max	-173.204	190.467	0.000	0.0000
13	0.33077	SLU-TBM	NonStatic	Max	-173.596	195.826	0.000	0.0000
13	0.0000	SLU-TBM	NonStatic	Min	-172.813	185.108	0.000	0.0000
13	0.16539	SLU-TBM	NonStatic	Min	-173.204	190.467	0.000	0.0000
13	0.33077	SLU-TBM	NonStatic	Min	-173.596	195.826	0.000	0.0000
14	0.0000	SLU-TBM	NonStatic	Max	-167.416	58.199	0.000	0.0000
14	0.16525	SLU-TBM	NonStatic	Max	-167.546	63.566	0.000	0.0000
14	0.33050	SLU-TBM	NonStatic	Max	-167.677	68.934	0.000	0.0000
14	0.0000	SLU-TBM	NonStatic	Min	-167.416	58.199	0.000	0.0000
14	0.16525	SLU-TBM	NonStatic	Min	-167.546	63.566	0.000	0.0000
14	0.33050	SLU-TBM	NonStatic	Min	-167.677	68.934	0.000	0.0000

Table: Element Forces - Frames, Part 2 of 4

Table: Element Forces - Frames, Part 2 of 4

Frame	Station m	OutputCase	StepType	M2 KN-m	M3 KN-m	S11Max KN/m2	PtS11Max	x2S11Max m
1	0.0000	SLU-TBM	Max	0.0000	5.821E-11	3.492E-10	1	-0.500000
1	0.16539	SLU-TBM	Max	0.0000	11.0703	64.75	1	-0.500000
1	0.33077	SLU-TBM	Max	0.0000	21.2960	124.43	1	-0.500000
1	0.0000	SLU-TBM	Min	0.0000	5.821E-11	3.492E-10	1	-0.500000
1	0.16539	SLU-TBM	Min	0.0000	11.0703	64.75	1	-0.500000
1	0.33077	SLU-TBM	Min	0.0000	21.2960	124.43	1	-0.500000
2	0.0000	SLU-TBM	Max	0.0000	21.2960	118.18	1	-0.500000
2	0.16539	SLU-TBM	Max	0.0000	53.7781	311.65	1	-0.500000
2	0.33077	SLU-TBM	Max	0.0000	85.4031	499.98	1	-0.500000
2	0.0000	SLU-TBM	Min	0.0000	21.2960	118.18	1	-0.500000
2	0.16539	SLU-TBM	Min	0.0000	53.7781	311.65	1	-0.500000
2	0.33077	SLU-TBM	Min	0.0000	85.4031	499.98	1	-0.500000
3	0.0000	SLU-TBM	Max	0.0000	85.4031	487.34	1	-0.500000

Table: Element Forces - Frames, Part 2 of 4

Frame	Station m	OutputCase	StepType	M2 KN-m	M3 KN-m	S11Max KN/m2	PtS11Max	x2S11Max m
3	0.17668	SLU-TBM	Max	0.0000	144.0173	837.78	1	-0.500000
3	0.35337	SLU-TBM	Max	0.0000	201.6413	1182.28	1	-0.500000
3	0.00000	SLU-TBM	Min	0.0000	85.4031	487.34	1	-0.500000
3	0.17668	SLU-TBM	Min	0.0000	144.0173	837.78	1	-0.500000
3	0.35337	SLU-TBM	Min	0.0000	201.6413	1182.28	1	-0.500000
4	0.00000	SLU-TBM	Max	0.0000	201.6413	1010.46	1	-0.500000
4	0.15410	SLU-TBM	Max	0.0000	134.6217	607.51	1	-0.500000
4	0.30820	SLU-TBM	Max	0.0000	66.8412	200.00	1	-0.500000
4	0.00000	SLU-TBM	Min	0.0000	201.6413	1010.46	1	-0.500000
4	0.15410	SLU-TBM	Min	0.0000	134.6217	607.51	1	-0.500000
4	0.30820	SLU-TBM	Min	0.0000	66.8412	200.00	1	-0.500000
5	0.00000	SLU-TBM	Max	0.0000	66.8412	217.19	1	-0.500000
5	0.16539	SLU-TBM	Max	0.0000	14.9271	-94.94	1	-0.500000
5	0.33077	SLU-TBM	Max	0.0000	-37.8691	42.06	3	0.500000
5	0.00000	SLU-TBM	Min	0.0000	66.8412	217.19	1	-0.500000
5	0.16539	SLU-TBM	Min	0.0000	14.9271	-94.94	1	-0.500000
5	0.33077	SLU-TBM	Min	0.0000	-37.8691	42.06	3	0.500000
6	0.00000	SLU-TBM	Max	0.0000	-37.8691	54.40	3	0.500000
6	0.16539	SLU-TBM	Max	0.0000	-68.9263	240.35	3	0.500000
6	0.33077	SLU-TBM	Max	0.0000	-100.8699	431.62	3	0.500000
6	0.00000	SLU-TBM	Min	0.0000	-37.8691	54.40	3	0.500000
6	0.16539	SLU-TBM	Min	0.0000	-68.9263	240.35	3	0.500000
6	0.33077	SLU-TBM	Min	0.0000	-100.8699	431.62	3	0.500000
7	0.00000	SLU-TBM	Max	0.0000	-100.8699	437.80	3	0.500000
7	0.16525	SLU-TBM	Max	0.0000	-110.9307	498.04	3	0.500000
7	0.33050	SLU-TBM	Max	0.0000	-121.8785	563.59	3	0.500000
7	0.00000	SLU-TBM	Min	0.0000	-100.8699	437.80	3	0.500000
7	0.16525	SLU-TBM	Min	0.0000	-110.9307	498.04	3	0.500000
7	0.33050	SLU-TBM	Min	0.0000	-121.8785	563.59	3	0.500000
8	0.00000	SLU-TBM	Max	0.0000	8.731E-11	2.910E-10	1	-0.500000
8	0.16539	SLU-TBM	Max	0.0000	11.0703	64.75	1	-0.500000
8	0.33077	SLU-TBM	Max	0.0000	21.2960	124.43	1	-0.500000
8	0.00000	SLU-TBM	Min	0.0000	8.731E-11	2.910E-10	1	-0.500000
8	0.16539	SLU-TBM	Min	0.0000	11.0703	64.75	1	-0.500000
8	0.33077	SLU-TBM	Min	0.0000	21.2960	124.43	1	-0.500000
9	0.00000	SLU-TBM	Max	0.0000	21.2960	118.18	1	-0.500000
9	0.16539	SLU-TBM	Max	0.0000	53.7781	311.65	1	-0.500000
9	0.33077	SLU-TBM	Max	0.0000	85.4031	499.98	1	-0.500000
9	0.00000	SLU-TBM	Min	0.0000	21.2960	118.18	1	-0.500000
9	0.16539	SLU-TBM	Min	0.0000	53.7781	311.65	1	-0.500000
9	0.33077	SLU-TBM	Min	0.0000	85.4031	499.98	1	-0.500000
10	0.00000	SLU-TBM	Max	0.0000	85.4031	487.34	1	-0.500000
10	0.17668	SLU-TBM	Max	0.0000	144.0173	837.78	1	-0.500000
10	0.35337	SLU-TBM	Max	0.0000	201.6413	1182.28	1	-0.500000
10	0.00000	SLU-TBM	Min	0.0000	85.4031	487.34	1	-0.500000
10	0.17668	SLU-TBM	Min	0.0000	144.0173	837.78	1	-0.500000
10	0.35337	SLU-TBM	Min	0.0000	201.6413	1182.28	1	-0.500000
11	0.00000	SLU-TBM	Max	0.0000	201.6413	1010.46	1	-0.500000
11	0.15410	SLU-TBM	Max	0.0000	134.6217	607.51	1	-0.500000
11	0.30820	SLU-TBM	Max	0.0000	66.8412	200.00	1	-0.500000
11	0.00000	SLU-TBM	Min	0.0000	201.6413	1010.46	1	-0.500000
11	0.15410	SLU-TBM	Min	0.0000	134.6217	607.51	1	-0.500000
11	0.30820	SLU-TBM	Min	0.0000	66.8412	200.00	1	-0.500000
12	0.00000	SLU-TBM	Max	0.0000	66.8412	217.19	1	-0.500000
12	0.16539	SLU-TBM	Max	0.0000	14.9271	-94.94	1	-0.500000
12	0.33077	SLU-TBM	Max	0.0000	-37.8691	42.06	3	0.500000
12	0.00000	SLU-TBM	Min	0.0000	66.8412	217.19	1	-0.500000
12	0.16539	SLU-TBM	Min	0.0000	14.9271	-94.94	1	-0.500000
12	0.33077	SLU-TBM	Min	0.0000	-37.8691	42.06	3	0.500000

Table: Element Forces - Frames, Part 2 of 4

Frame	Station m	OutputCase	StepType	M2 KN-m	M3 KN-m	S11Max KN/m2	PtS11Max	x2S11Max m
13	0.00000	SLU-TBM	Max	0.0000	-37.8691	54.40	3	0.500000
13	0.16539	SLU-TBM	Max	0.0000	-68.9263	240.35	3	0.500000
13	0.33077	SLU-TBM	Max	0.0000	-100.8699	431.62	3	0.500000
13	0.00000	SLU-TBM	Min	0.0000	-37.8691	54.40	3	0.500000
13	0.16539	SLU-TBM	Min	0.0000	-68.9263	240.35	3	0.500000
13	0.33077	SLU-TBM	Min	0.0000	-100.8699	431.62	3	0.500000
14	0.00000	SLU-TBM	Max	0.0000	-100.8699	437.80	3	0.500000
14	0.16525	SLU-TBM	Max	0.0000	-110.9307	498.04	3	0.500000
14	0.33050	SLU-TBM	Max	0.0000	-121.8785	563.59	3	0.500000
14	0.00000	SLU-TBM	Min	0.0000	-100.8699	437.80	3	0.500000
14	0.16525	SLU-TBM	Min	0.0000	-110.9307	498.04	3	0.500000
14	0.33050	SLU-TBM	Min	0.0000	-121.8785	563.59	3	0.500000

Table: Element Forces - Frames, Part 3 of 4

Table: Element Forces - Frames, Part 3 of 4

Frame	Station m	OutputCase	StepType	x3S11Max m	S11Min KN/m2	PtS11Min	x2S11Min m	x3S11Min m
1	0.00000	SLU-TBM	Max	-0.500000	-3.492E-10	3	0.500000	-0.500000
1	0.16539	SLU-TBM	Max	-0.500000	-68.09	3	0.500000	-0.500000
1	0.33077	SLU-TBM	Max	-0.500000	-131.12	3	0.500000	-0.500000
1	0.00000	SLU-TBM	Min	-0.500000	-3.492E-10	3	0.500000	-0.500000
1	0.16539	SLU-TBM	Min	-0.500000	-68.09	3	0.500000	-0.500000
1	0.33077	SLU-TBM	Min	-0.500000	-131.12	3	0.500000	-0.500000
2	0.00000	SLU-TBM	Max	-0.500000	-137.38	3	0.500000	-0.500000
2	0.16539	SLU-TBM	Max	-0.500000	-333.69	3	0.500000	-0.500000
2	0.33077	SLU-TBM	Max	-0.500000	-524.86	3	0.500000	-0.500000
2	0.00000	SLU-TBM	Min	-0.500000	-137.38	3	0.500000	-0.500000
2	0.16539	SLU-TBM	Min	-0.500000	-333.69	3	0.500000	-0.500000
2	0.33077	SLU-TBM	Min	-0.500000	-524.86	3	0.500000	-0.500000
3	0.00000	SLU-TBM	Max	-0.500000	-537.50	3	0.500000	-0.500000
3	0.17668	SLU-TBM	Max	-0.500000	-890.43	3	0.500000	-0.500000
3	0.35337	SLU-TBM	Max	-0.500000	-1237.42	3	0.500000	-0.500000
3	0.00000	SLU-TBM	Min	-0.500000	-537.50	3	0.500000	-0.500000
3	0.17668	SLU-TBM	Min	-0.500000	-890.43	3	0.500000	-0.500000
3	0.35337	SLU-TBM	Min	-0.500000	-1237.42	3	0.500000	-0.500000
4	0.00000	SLU-TBM	Max	-0.500000	-1409.23	3	0.500000	-0.500000
4	0.15410	SLU-TBM	Max	-0.500000	-1007.94	3	0.500000	-0.500000
4	0.30820	SLU-TBM	Max	-0.500000	-602.09	3	0.500000	-0.500000
4	0.00000	SLU-TBM	Min	-0.500000	-1409.23	3	0.500000	-0.500000
4	0.15410	SLU-TBM	Min	-0.500000	-1007.94	3	0.500000	-0.500000
4	0.30820	SLU-TBM	Min	-0.500000	-602.09	3	0.500000	-0.500000
5	0.00000	SLU-TBM	Max	-0.500000	-584.90	3	0.500000	-0.500000
5	0.16539	SLU-TBM	Max	-0.500000	-274.07	3	0.500000	-0.500000
5	0.33077	SLU-TBM	Max	-0.500000	-412.37	1	-0.500000	-0.500000
5	0.00000	SLU-TBM	Min	-0.500000	-584.90	3	0.500000	-0.500000
5	0.16539	SLU-TBM	Min	-0.500000	-274.07	3	0.500000	-0.500000
5	0.33077	SLU-TBM	Min	-0.500000	-412.37	1	-0.500000	-0.500000
6	0.00000	SLU-TBM	Max	-0.500000	-400.03	1	-0.500000	-0.500000
6	0.16539	SLU-TBM	Max	-0.500000	-586.76	1	-0.500000	-0.500000
6	0.33077	SLU-TBM	Max	-0.500000	-778.82	1	-0.500000	-0.500000
6	0.00000	SLU-TBM	Min	-0.500000	-400.03	1	-0.500000	-0.500000
6	0.16539	SLU-TBM	Min	-0.500000	-586.76	1	-0.500000	-0.500000
6	0.33077	SLU-TBM	Min	-0.500000	-778.82	1	-0.500000	-0.500000
7	0.00000	SLU-TBM	Max	-0.500000	-772.64	1	-0.500000	-0.500000
7	0.16525	SLU-TBM	Max	-0.500000	-833.13	1	-0.500000	-0.500000
7	0.33050	SLU-TBM	Max	-0.500000	-898.95	1	-0.500000	-0.500000
7	0.00000	SLU-TBM	Min	-0.500000	-772.64	1	-0.500000	-0.500000

Table: Element Forces - Frames, Part 3 of 4

Frame	Station m	OutputCase	StepType	x3S11Max m	S11Min KN/m2	PtS11Min	x2S11Min m	x3S11Min m
7	0.16525	SLU-TBM	Min	-0.500000	-833.13	1	-0.500000	-0.500000
7	0.33050	SLU-TBM	Min	-0.500000	-898.95	1	-0.500000	-0.500000
8	0.00000	SLU-TBM	Max	-0.500000	-7.567E-10	3	0.500000	-0.500000
8	0.16539	SLU-TBM	Max	-0.500000	-68.09	3	0.500000	-0.500000
8	0.33077	SLU-TBM	Max	-0.500000	-131.12	3	0.500000	-0.500000
8	0.00000	SLU-TBM	Min	-0.500000	-7.567E-10	3	0.500000	-0.500000
8	0.16539	SLU-TBM	Min	-0.500000	-68.09	3	0.500000	-0.500000
8	0.33077	SLU-TBM	Min	-0.500000	-131.12	3	0.500000	-0.500000
9	0.00000	SLU-TBM	Max	-0.500000	-137.38	3	0.500000	-0.500000
9	0.16539	SLU-TBM	Max	-0.500000	-333.69	3	0.500000	-0.500000
9	0.33077	SLU-TBM	Max	-0.500000	-524.86	3	0.500000	-0.500000
9	0.00000	SLU-TBM	Min	-0.500000	-137.38	3	0.500000	-0.500000
9	0.16539	SLU-TBM	Min	-0.500000	-333.69	3	0.500000	-0.500000
9	0.33077	SLU-TBM	Min	-0.500000	-524.86	3	0.500000	-0.500000
10	0.00000	SLU-TBM	Max	-0.500000	-537.50	3	0.500000	-0.500000
10	0.17668	SLU-TBM	Max	-0.500000	-890.43	3	0.500000	-0.500000
10	0.35337	SLU-TBM	Max	-0.500000	-1237.42	3	0.500000	-0.500000
10	0.00000	SLU-TBM	Min	-0.500000	-537.50	3	0.500000	-0.500000
10	0.17668	SLU-TBM	Min	-0.500000	-890.43	3	0.500000	-0.500000
10	0.35337	SLU-TBM	Min	-0.500000	-1237.42	3	0.500000	-0.500000
11	0.00000	SLU-TBM	Max	-0.500000	-1409.23	3	0.500000	-0.500000
11	0.15410	SLU-TBM	Max	-0.500000	-1007.94	3	0.500000	-0.500000
11	0.30820	SLU-TBM	Max	-0.500000	-602.09	3	0.500000	-0.500000
11	0.00000	SLU-TBM	Min	-0.500000	-1409.23	3	0.500000	-0.500000
11	0.15410	SLU-TBM	Min	-0.500000	-1007.94	3	0.500000	-0.500000
11	0.30820	SLU-TBM	Min	-0.500000	-602.09	3	0.500000	-0.500000
12	0.00000	SLU-TBM	Max	-0.500000	-584.90	3	0.500000	-0.500000
12	0.16539	SLU-TBM	Max	-0.500000	-274.07	3	0.500000	-0.500000
12	0.33077	SLU-TBM	Max	-0.500000	-412.37	1	-0.500000	-0.500000
12	0.00000	SLU-TBM	Min	-0.500000	-584.90	3	0.500000	-0.500000
12	0.16539	SLU-TBM	Min	-0.500000	-274.07	3	0.500000	-0.500000
12	0.33077	SLU-TBM	Min	-0.500000	-412.37	1	-0.500000	-0.500000
13	0.00000	SLU-TBM	Max	-0.500000	-400.03	1	-0.500000	-0.500000
13	0.16539	SLU-TBM	Max	-0.500000	-586.76	1	-0.500000	-0.500000
13	0.33077	SLU-TBM	Max	-0.500000	-778.82	1	-0.500000	-0.500000
13	0.00000	SLU-TBM	Min	-0.500000	-400.03	1	-0.500000	-0.500000
13	0.16539	SLU-TBM	Min	-0.500000	-586.76	1	-0.500000	-0.500000
13	0.33077	SLU-TBM	Min	-0.500000	-778.82	1	-0.500000	-0.500000
14	0.00000	SLU-TBM	Max	-0.500000	-772.64	1	-0.500000	-0.500000
14	0.16525	SLU-TBM	Max	-0.500000	-833.13	1	-0.500000	-0.500000
14	0.33050	SLU-TBM	Max	-0.500000	-898.95	1	-0.500000	-0.500000
14	0.00000	SLU-TBM	Min	-0.500000	-772.64	1	-0.500000	-0.500000
14	0.16525	SLU-TBM	Min	-0.500000	-833.13	1	-0.500000	-0.500000
14	0.33050	SLU-TBM	Min	-0.500000	-898.95	1	-0.500000	-0.500000

Table: Element Forces - Frames, Part 4 of 4

Table: Element Forces - Frames, Part 4 of 4

Frame	Station m	OutputCase	StepType	FrameElem	ElemStation m
1	0.00000	SLU-TBM	Max	1-1	0.00000
1	0.16539	SLU-TBM	Max	1-1	0.16539
1	0.33077	SLU-TBM	Max	1-1	0.33077
1	0.00000	SLU-TBM	Min	1-1	0.00000
1	0.16539	SLU-TBM	Min	1-1	0.16539
1	0.33077	SLU-TBM	Min	1-1	0.33077
2	0.00000	SLU-TBM	Max	2-1	0.00000
2	0.16539	SLU-TBM	Max	2-1	0.16539

Table: Element Forces - Frames, Part 4 of 4

Frame	Station m	OutputCase	StepType	FrameElem	ElemStation m
2	0.33077	SLU-TBM	Max	2-1	0.33077
2	0.00000	SLU-TBM	Min	2-1	0.00000
2	0.16539	SLU-TBM	Min	2-1	0.16539
2	0.33077	SLU-TBM	Min	2-1	0.33077
3	0.00000	SLU-TBM	Max	3-1	0.00000
3	0.17668	SLU-TBM	Max	3-1	0.17668
3	0.35337	SLU-TBM	Max	3-1	0.35337
3	0.00000	SLU-TBM	Min	3-1	0.00000
3	0.17668	SLU-TBM	Min	3-1	0.17668
3	0.35337	SLU-TBM	Min	3-1	0.35337
4	0.00000	SLU-TBM	Max	4-1	0.00000
4	0.15410	SLU-TBM	Max	4-1	0.15410
4	0.30820	SLU-TBM	Max	4-1	0.30820
4	0.00000	SLU-TBM	Min	4-1	0.00000
4	0.15410	SLU-TBM	Min	4-1	0.15410
4	0.30820	SLU-TBM	Min	4-1	0.30820
5	0.00000	SLU-TBM	Max	5-1	0.00000
5	0.16539	SLU-TBM	Max	5-1	0.16539
5	0.33077	SLU-TBM	Max	5-1	0.33077
5	0.00000	SLU-TBM	Min	5-1	0.00000
5	0.16539	SLU-TBM	Min	5-1	0.16539
5	0.33077	SLU-TBM	Min	5-1	0.33077
6	0.00000	SLU-TBM	Max	6-1	0.00000
6	0.16539	SLU-TBM	Max	6-1	0.16539
6	0.33077	SLU-TBM	Max	6-1	0.33077
6	0.00000	SLU-TBM	Min	6-1	0.00000
6	0.16539	SLU-TBM	Min	6-1	0.16539
6	0.33077	SLU-TBM	Min	6-1	0.33077
7	0.00000	SLU-TBM	Max	7-1	0.00000
7	0.16525	SLU-TBM	Max	7-1	0.16525
7	0.33050	SLU-TBM	Max	7-1	0.33050
7	0.00000	SLU-TBM	Min	7-1	0.00000
7	0.16525	SLU-TBM	Min	7-1	0.16525
7	0.33050	SLU-TBM	Min	7-1	0.33050
8	0.00000	SLU-TBM	Max	8-1	0.00000
8	0.16539	SLU-TBM	Max	8-1	0.16539
8	0.33077	SLU-TBM	Max	8-1	0.33077
8	0.00000	SLU-TBM	Min	8-1	0.00000
8	0.16539	SLU-TBM	Min	8-1	0.16539
8	0.33077	SLU-TBM	Min	8-1	0.33077
9	0.00000	SLU-TBM	Max	9-1	0.00000
9	0.16539	SLU-TBM	Max	9-1	0.16539
9	0.33077	SLU-TBM	Max	9-1	0.33077
9	0.00000	SLU-TBM	Min	9-1	0.00000
9	0.16539	SLU-TBM	Min	9-1	0.16539
9	0.33077	SLU-TBM	Min	9-1	0.33077
10	0.00000	SLU-TBM	Max	10-1	0.00000
10	0.17668	SLU-TBM	Max	10-1	0.17668
10	0.35337	SLU-TBM	Max	10-1	0.35337
10	0.00000	SLU-TBM	Min	10-1	0.00000
10	0.17668	SLU-TBM	Min	10-1	0.17668
10	0.35337	SLU-TBM	Min	10-1	0.35337
11	0.00000	SLU-TBM	Max	11-1	0.00000
11	0.15410	SLU-TBM	Max	11-1	0.15410
11	0.30820	SLU-TBM	Max	11-1	0.30820
11	0.00000	SLU-TBM	Min	11-1	0.00000
11	0.15410	SLU-TBM	Min	11-1	0.15410
11	0.30820	SLU-TBM	Min	11-1	0.30820
12	0.00000	SLU-TBM	Max	12-1	0.00000

Table: Element Forces - Frames, Part 4 of 4

Frame	Station m	OutputCase	StepType	FrameElem	ElemStation m
12	0.16539	SLU-TBM	Max	12-1	0.16539
12	0.33077	SLU-TBM	Max	12-1	0.33077
12	0.00000	SLU-TBM	Min	12-1	0.00000
12	0.16539	SLU-TBM	Min	12-1	0.16539
12	0.33077	SLU-TBM	Min	12-1	0.33077
13	0.00000	SLU-TBM	Max	13-1	0.00000
13	0.16539	SLU-TBM	Max	13-1	0.16539
13	0.33077	SLU-TBM	Max	13-1	0.33077
13	0.00000	SLU-TBM	Min	13-1	0.00000
13	0.16539	SLU-TBM	Min	13-1	0.16539
13	0.33077	SLU-TBM	Min	13-1	0.33077
14	0.00000	SLU-TBM	Max	14-1	0.00000
14	0.16525	SLU-TBM	Max	14-1	0.16525
14	0.33050	SLU-TBM	Max	14-1	0.33050
14	0.00000	SLU-TBM	Min	14-1	0.00000
14	0.16525	SLU-TBM	Min	14-1	0.16525
14	0.33050	SLU-TBM	Min	14-1	0.33050

Table: Frame Section Assignments

Table: Frame Section Assignments

Frame	SectionType	AutoSelect	AnalSect	DesignSect	MatProp
1	Rectangular	N.A.	1	1	Default
2	Rectangular	N.A.	1	1	Default
3	Rectangular	N.A.	1	1	Default
4	Rectangular	N.A.	1	1	Default
5	Rectangular	N.A.	1	1	Default
6	Rectangular	N.A.	1	1	Default
7	Rectangular	N.A.	1	1	Default
8	Rectangular	N.A.	1	1	Default
9	Rectangular	N.A.	1	1	Default
10	Rectangular	N.A.	1	1	Default
11	Rectangular	N.A.	1	1	Default
12	Rectangular	N.A.	1	1	Default
13	Rectangular	N.A.	1	1	Default
14	Rectangular	N.A.	1	1	Default

Table: Frame Section Properties 01 - General, Part 1 of 6

Table: Frame Section Properties 01 - General, Part 1 of 6

SectionName	Material	Shape	t3 m	t2 m	Area m2	TorsConst m4
1	C25/30	Rectangular	1.000000	1.000000	1.000000	0.140833
1.35	C25/30	Rectangular	1.350000	1.000000	1.350000	0.245269
1.9	C25/30	Rectangular	1.900000	1.000000	1.900000	0.424676
2	C25/30	Rectangular	2.000000	1.000000	2.000000	0.457760

Table: Frame Section Properties 01 - General, Part 2 of 6

Table: Frame Section Properties 01 - General, Part 2 of 6

SectionName	I33 m4	I22 m4	I23 m4	AS2 m2	AS3 m2	S33 m3	S22 m3
1	0.083333	0.083333	0.000000	0.833333	0.833333	0.166667	0.166667
1.35	0.205031	0.112500	0.000000	1.125000	1.125000	0.303750	0.225000
1.9	0.571583	0.158333	0.000000	1.583333	1.583333	0.601667	0.316667

Table: Frame Section Properties 01 - General, Part 2 of 6

SectionName	I33	I22	I23	AS2	AS3	S33	S22
	m4	m4	m4	m2	m2	m3	m3
2	0.666667	0.166667	0.000000	1.666667	1.666667	0.666667	0.333333

Table: Frame Section Properties 01 - General, Part 3 of 6

Table: Frame Section Properties 01 - General, Part 3 of 6

SectionName	Z33	Z22	R33	R22	EccV2	ConcCol	ConcBeam
	m3	m3	m	m	m		
1	0.250000	0.250000	0.288675	0.288675	0.000000	Yes	No
1.35	0.455625	0.337500	0.389711	0.288675	0.000000	Yes	No
1.9	0.902500	0.475000	0.548483	0.288675	0.000000	Yes	No
2	1.000000	0.500000	0.577350	0.288675	0.000000	No	Yes

Table: Frame Section Properties 01 - General, Part 4 of 6

Table: Frame Section Properties 01 - General, Part 4 of 6

SectionName	Color	TotalWt	TotalMass	FromFile	AMod	A2Mod	A3Mod
		KN	KN-s2/m				
1	4227327	115.723	11.80	No	1.000000	1.000000	1.000000
1.35	Blue	0.000	0.00	No	1.000000	1.000000	1.000000
1.9	Green	0.000	0.00	No	1.000000	1.000000	1.000000
2	12615935	0.000	0.00	No	1.000000	1.000000	1.000000

Table: Frame Section Properties 01 - General, Part 5 of 6

Table: Frame Section Properties 01 - General, Part 5 of 6

SectionName	JMod	I2Mod	I3Mod	MMod	WMod	GUID
1	1.000000	1.000000	1.000000	1.000000	1.000000	
1.35	1.000000	1.000000	1.000000	1.000000	1.000000	
1.9	1.000000	1.000000	1.000000	1.000000	1.000000	
2	1.000000	1.000000	1.000000	1.000000	1.000000	

Table: Frame Section Properties 01 - General, Part 6 of 6

Table: Frame Section Properties 01 - General, Part 6 of 6

SectionName	Notes
1	Added 24/07/2020 10:24:12
1.35	Added 24/07/2020 10:24:30
1.9	Added 31/07/2020 16:26:02
2	Added 18/11/2020 13:23:00

Table: Frame Spring Assignments

Table: Frame Spring Assignments

Frame	Type	Stiffness	SimpleType	Dir1Type	Dir
		KN/m/m			
1	Simple	9484.00	Compression Only	Object Axes	2
2	Simple	9484.00	Compression Only	Object Axes	2
3	Simple	9484.00	Compression Only	Object Axes	2
4	Simple	9484.00	Compression Only	Object Axes	2
5	Simple	9484.00	Compression Only	Object Axes	2
6	Simple	9484.00	Compression Only	Object Axes	2
7	Simple	9484.00	Compression Only	Object Axes	2

Table: Frame Spring Assignments

Frame	Type	Stiffness KN/m/m	SimpleType	Dir1Type	Dir
8	Simple	9484.00	Compression Only	Object Axes	2
9	Simple	9484.00	Compression Only	Object Axes	2
10	Simple	9484.00	Compression Only	Object Axes	2
11	Simple	9484.00	Compression Only	Object Axes	2
12	Simple	9484.00	Compression Only	Object Axes	2
13	Simple	9484.00	Compression Only	Object Axes	2
14	Simple	9484.00	Compression Only	Object Axes	2

Table: Joint Coordinates, Part 1 of 2

Table: Joint Coordinates, Part 1 of 2

Joint	CoordSys	CoordType	XorR m	Y m	Z m	SpecialJt	GlobalX m
1	GLOBAL	Cartesian	2.27060	0.00000	0.39039	No	2.27060
2	GLOBAL	Cartesian	1.95622	0.00000	0.28754	No	1.95622
3	GLOBAL	Cartesian	1.63722	0.00000	0.20010	No	1.63722
4	GLOBAL	Cartesian	1.29227	0.00000	0.12344	No	1.29227
5	GLOBAL	Cartesian	0.98835	0.00000	0.07225	No	0.98835
6	GLOBAL	Cartesian	0.66002	0.00000	0.03213	No	0.66002
7	GLOBAL	Cartesian	0.33013	0.00000	0.00803	No	0.33013
8	GLOBAL	Cartesian	-0.00027	0.00000	-5.424E-09	No	-0.00027
9	GLOBAL	Cartesian	-2.27114	0.00000	0.39039	No	-2.27114
10	GLOBAL	Cartesian	-1.95677	0.00000	0.28754	No	-1.95677
11	GLOBAL	Cartesian	-1.63776	0.00000	0.20010	No	-1.63776
12	GLOBAL	Cartesian	-1.29281	0.00000	0.12344	No	-1.29281
13	GLOBAL	Cartesian	-0.98889	0.00000	0.07225	No	-0.98889
14	GLOBAL	Cartesian	-0.66056	0.00000	0.03213	No	-0.66056
15	GLOBAL	Cartesian	-0.33067	0.00000	0.00803	No	-0.33067

Table: Joint Coordinates, Part 2 of 2

Table: Joint Coordinates, Part 2 of 2

Joint	GlobalY m	GlobalZ m	GUID
1	0.00000	0.39039	
2	0.00000	0.28754	
3	0.00000	0.20010	
4	0.00000	0.12344	
5	0.00000	0.07225	
6	0.00000	0.03213	
7	0.00000	0.00803	
8	0.00000	-5.424E-09	
9	0.00000	0.39039	
10	0.00000	0.28754	
11	0.00000	0.20010	
12	0.00000	0.12344	
13	0.00000	0.07225	
14	0.00000	0.03213	
15	0.00000	0.00803	

Table: Joint Displacements, Part 1 of 2

Table: Joint Displacements, Part 1 of 2

Joint	OutputCase	CaseType	StepType	U1 m	U2 m	U3 m	R1 Radians	R2 Radians
1	SLU-TBM	NonStatic	Max	-0.000011	0.000000	-0.046617	0.000000	-0.000022

Table: Joint Displacements, Part 1 of 2

Joint	OutputCase	CaseType	StepType	U1	U2	U3	R1	R2
				m	m	m	Radians	Radians
1	SLU-TBM	NonStatic	Min	-0.000011	0.000000	-0.046617	0.000000	-0.000022
2	SLU-TBM	NonStatic	Max	-7.913E-06	0.000000	-0.046626	0.000000	-0.000021
2	SLU-TBM	NonStatic	Min	-7.913E-06	0.000000	-0.046626	0.000000	-0.000021
3	SLU-TBM	NonStatic	Max	-4.643E-06	0.000000	-0.046637	0.000000	-0.000014
3	SLU-TBM	NonStatic	Min	-4.643E-06	0.000000	-0.046637	0.000000	-0.000014
4	SLU-TBM	NonStatic	Max	-1.590E-06	0.000000	-0.046650	0.000000	5.040E-06
4	SLU-TBM	NonStatic	Min	-1.590E-06	0.000000	-0.046650	0.000000	5.040E-06
5	SLU-TBM	NonStatic	Max	-2.436E-06	0.000000	-0.046633	0.000000	0.000021
5	SLU-TBM	NonStatic	Min	-2.436E-06	0.000000	-0.046633	0.000000	0.000021
6	SLU-TBM	NonStatic	Max	-2.591E-06	0.000000	-0.046616	0.000000	0.000023
6	SLU-TBM	NonStatic	Min	-2.591E-06	0.000000	-0.046616	0.000000	0.000023
7	SLU-TBM	NonStatic	Max	-1.654E-06	0.000000	-0.046603	0.000000	0.000014
7	SLU-TBM	NonStatic	Min	-1.654E-06	0.000000	-0.046603	0.000000	0.000014
8	SLU-TBM	NonStatic	Max	-2.476E-11	0.000000	-0.046599	0.000000	3.582E-12
8	SLU-TBM	NonStatic	Min	-2.476E-11	0.000000	-0.046599	0.000000	3.582E-12
9	SLU-TBM	NonStatic	Max	0.000011	0.000000	-0.046617	0.000000	0.000022
9	SLU-TBM	NonStatic	Min	0.000011	0.000000	-0.046617	0.000000	0.000022
10	SLU-TBM	NonStatic	Max	7.913E-06	0.000000	-0.046626	0.000000	0.000021
10	SLU-TBM	NonStatic	Min	7.913E-06	0.000000	-0.046626	0.000000	0.000021
11	SLU-TBM	NonStatic	Max	4.643E-06	0.000000	-0.046637	0.000000	0.000014
11	SLU-TBM	NonStatic	Min	4.643E-06	0.000000	-0.046637	0.000000	0.000014
12	SLU-TBM	NonStatic	Max	1.590E-06	0.000000	-0.046650	0.000000	-5.040E-06
12	SLU-TBM	NonStatic	Min	1.590E-06	0.000000	-0.046650	0.000000	-5.040E-06
13	SLU-TBM	NonStatic	Max	2.436E-06	0.000000	-0.046633	0.000000	-0.000021
13	SLU-TBM	NonStatic	Min	2.436E-06	0.000000	-0.046633	0.000000	-0.000021
14	SLU-TBM	NonStatic	Max	2.591E-06	0.000000	-0.046616	0.000000	-0.000023
14	SLU-TBM	NonStatic	Min	2.591E-06	0.000000	-0.046616	0.000000	-0.000023
15	SLU-TBM	NonStatic	Max	1.654E-06	0.000000	-0.046603	0.000000	-0.000014
15	SLU-TBM	NonStatic	Min	1.654E-06	0.000000	-0.046603	0.000000	-0.000014

Table: Joint Displacements, Part 2 of 2

Table: Joint Displacements, Part 2 of 2

Joint	OutputCase	StepType	R3
			Radians
1	SLU-TBM	Max	0.000000
1	SLU-TBM	Min	0.000000
2	SLU-TBM	Max	0.000000
2	SLU-TBM	Min	0.000000
3	SLU-TBM	Max	0.000000
3	SLU-TBM	Min	0.000000
4	SLU-TBM	Max	0.000000
4	SLU-TBM	Min	0.000000
5	SLU-TBM	Max	0.000000
5	SLU-TBM	Min	0.000000
6	SLU-TBM	Max	0.000000
6	SLU-TBM	Min	0.000000
7	SLU-TBM	Max	0.000000
7	SLU-TBM	Min	0.000000
8	SLU-TBM	Max	0.000000
8	SLU-TBM	Min	0.000000
9	SLU-TBM	Max	0.000000
9	SLU-TBM	Min	0.000000
10	SLU-TBM	Max	0.000000
10	SLU-TBM	Min	0.000000
11	SLU-TBM	Max	0.000000
11	SLU-TBM	Min	0.000000
12	SLU-TBM	Max	0.000000

Table: Joint Displacements, Part 2 of 2

Joint	OutputCase	StepType	R3 Radians
12	SLU-TBM	Min	0.000000
13	SLU-TBM	Max	0.000000
13	SLU-TBM	Min	0.000000
14	SLU-TBM	Max	0.000000
14	SLU-TBM	Min	0.000000
15	SLU-TBM	Max	0.000000
15	SLU-TBM	Min	0.000000

Table: Joint Loads - Force, Part 1 of 2

Table: Joint Loads - Force, Part 1 of 2

Joint	LoadPat	CoordSys	F1 KN	F2 KN	F3 KN	M1 KN-m	M2 KN-m
4	TBM	GLOBAL	0.000	0.000	-700.000	0.0000	0.0000
12	TBM	GLOBAL	0.000	0.000	-700.000	0.0000	0.0000

Table: Joint Loads - Force, Part 2 of 2

Table: Joint Loads - Force, Part 2 of 2

Joint	LoadPat	M3 KN-m	GUID
4	TBM	0.0000	
12	TBM	0.0000	

Table: Load Case Definitions, Part 1 of 3

Table: Load Case Definitions, Part 1 of 3

Case	Type	InitialCond	ModalCase	BaseCase	DesTypeOpt	DesignType	DesActOpt
SLU-TBM	NonStatic	Zero			Prog Det	DEAD	Prog Det

Table: Load Case Definitions, Part 2 of 3

Table: Load Case Definitions, Part 2 of 3

Case	DesignAct	AutoType	RunCase	CaseStatus	GUID
SLU-TBM	Non-Composite	None	Yes	Finished	

Table: Load Case Definitions, Part 3 of 3

Table: Load Case Definitions, Part 3 of 3

Case	Notes
SLU-TBM	

Table: Load Pattern Definitions

Table: Load Pattern Definitions

LoadPat	DesignType	SelfWtMult	AutoLoad	GUID	Notes
DEAD	DEAD	1.000000			
TBM	DEAD	0.000000			

Table: Material Properties 03b - Concrete Data, Part 1 of 2

Table: Material Properties 03b - Concrete Data, Part 1 of 2

Material	Fc KN/m2	LtWtConc	SSCurveOpt	SSHysType	SFc	SCap	FinalSlope	FAngle Degrees
4000Psi	27579.03	No	Mander	Takeda	0.002219	0.005000	-0.100000	0.000
C25/30	25000.00	No	Mander	Takeda	0.001613	0.005000	-0.100000	0.000
C35/45	35000.00	No	Mander	Takeda	0.002059	0.005000	-0.100000	0.000

Table: Material Properties 03b - Concrete Data, Part 2 of 2

Table: Material Properties
03b - Concrete Data, Part 2
of 2

Material	DAngle Degrees
4000Psi	0.000
C25/30	0.000
C35/45	0.000