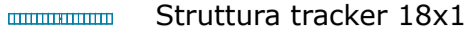



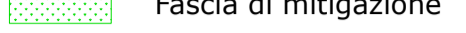
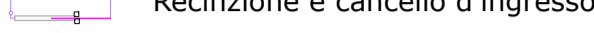
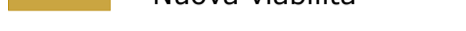




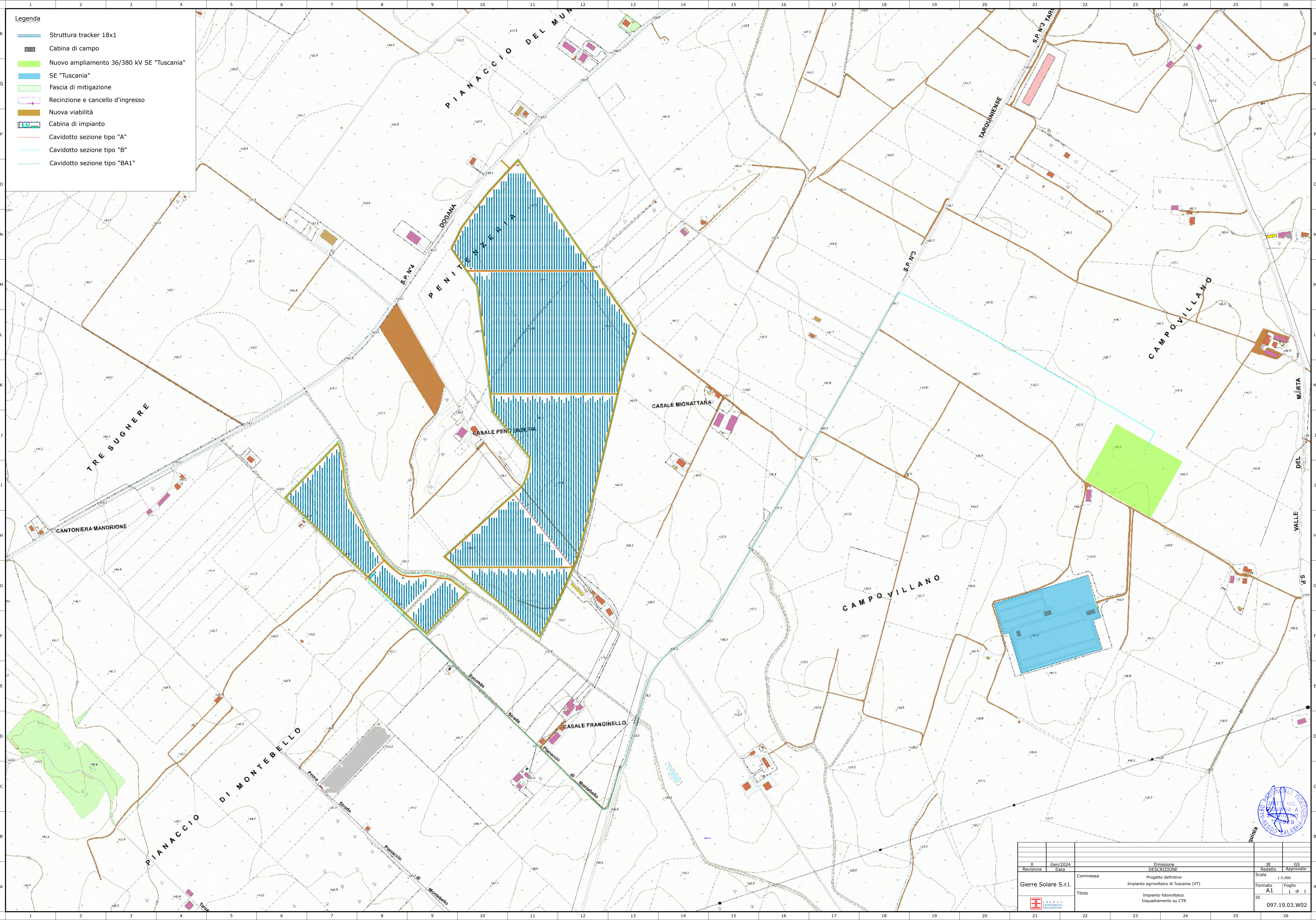


- Legenda**
-  Struttura tracker 18x1
 -  Cabina di campo
 -  Nuovo ampliamento 36/380 kV SE "Tuscania"
 -  SE "Tuscania"
 -  Fascia di mitigazione
 -  Recinzione e cancello d'ingresso
 -  Nuova viabilità
 -  Cabina di impianto
 -  Cavidotto sezione tipo "A"
 -  Cavidotto sezione tipo "B"
 -  Cavidotto sezione tipo "BA1"



0	Gen/2024	Emissione	SE	GS
Revisione	Data	DESCRIZIONE	Redatto	Approvato
Gierre Solare S.r.l.		Commissa	Scala 1:5.000	
		Formato A1 Foglio 1 di 1		
		Id. 097.19.03.W02		
		