PARTICOLARE 1

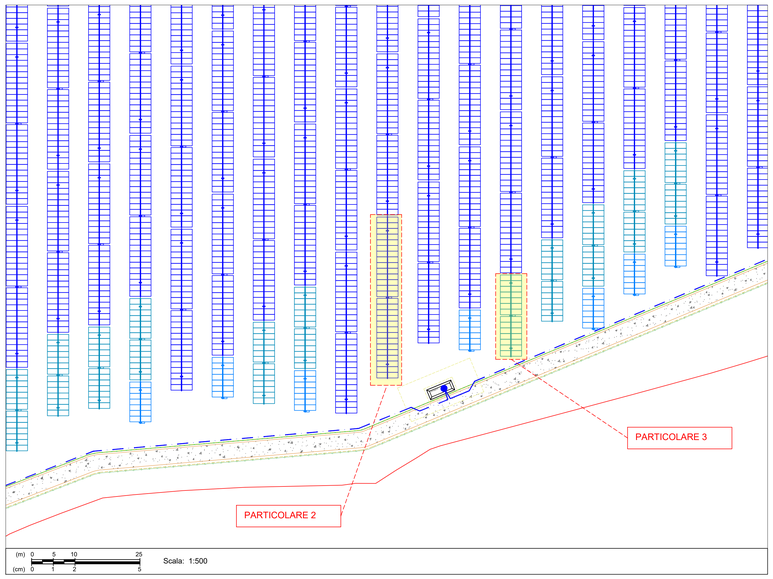

DATASHEET PANNELLO FV

TOPBiHiKu7

BIFACIAL TOPCON

650 W ~ 720 W

CS7N-650 | 655 | 660 | 665 | 670 | 675 | 680 | 685 | 690 | 695 | 700 | 705 | 710 | 715 | 720TB-AG (IEC1000 V)

CS7N-650 | 655 | 660 | 665 | 670 | 675 | 680 | 685 | 690 | 695 | 700 | 705 | 710 | 715 | 720TB-AG (IEC1500 V)

MORE POWER

- 720 W — Module power up to 720 W; Module efficiency up to 23.2 %
- EXTRA ENERGY — Up to 85% Power Bifaciality, more power from the back side
- Excellent anti-LeTID & anti-PID performance. Low power degradation, high energy yield
- Lower temperature coefficient (Pmax): -0.30%/°C, increases energy yield in hot climate
- Lower LCOE & system cost

MORE RELIABLE

- Minimizes micro-crack impacts
- Heavy snow load up to 5400 Pa, wind load up to 2400 Pa*

* For detailed information, please refer to the Installation Manual.

12 YEARS — **Enhanced Product Warranty on Materials and Workmanship***

30 YEARS — **Linear Power Performance Warranty***

1st year power degradation no more than 1%
Subsequent annual power degradation no more than 0.4%

* According to the applicable Canadian Solar Limited Warranty Statement.

MANAGEMENT SYSTEM CERTIFICATES*

ISO 9001:2015 / Quality management system
ISO 14001:2015 / Standards for environmental management system
ISO 45001:2018 / International standards for occupational health & safety

PRODUCT CERTIFICATES*

* The specific certificates applicable to different module types and markets will vary, and therefore not all of the certifications listed herein will simultaneously apply to the product you order or use. Please contact your local Canadian Solar sales and technical representative to confirm the specific certificates available for your Product and applicable in the regions in which the products will be used.

CSI Solar Co., Ltd. is committed to providing high quality solar photovoltaic modules, solar energy and battery storage solutions to customers. The company was recognized as the No. 1 module supplier for quality and performance/price ratio in the BNEF Tier 1 Module Customer Insight Survey. Over the past 20 years, it has successfully delivered over 70 GW of premium-quality solar modules across the world.

Canadian Solar MSS (Australia) Pty Ltd.
333 Drummond Street, Carlton VIC 3053, Australia, sales.au@csisolar.com, www.csisolar.com/au

ENGINEERING DRAWING (mm)

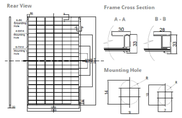

CS7N-680TB-AG / I-V CURVES

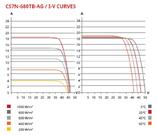

ELECTRICAL DATA | STC*

		Nominal Max. Power (Pmax)	Opt. Operating Voltage (Vmp)	Opt. Operating Current (Imp)	Open Circuit Voltage (Voc)	Short Circuit Current (Isc)	Module Efficiency
CS7N-695TB-AG	Bifacial Gain**	695 W	39.8 V	17.47 A	47.7 V	18.44 A	22.4%
	5%	730 W	39.8 V	18.34 A	47.7 V	19.36 A	23.5%
	10%	765 W	39.8 V	20.18 A	47.7 V	20.28 A	24.6%
	20%	834 W	39.8 V	20.96 A	47.7 V	22.13 A	26.8%
CS7N-700TB-AG		700 W	40.0 V	17.51 A	47.9 V	18.49 A	22.5%
Bifacial Gain**	5%	735 W	40.0 V	18.39 A	47.9 V	19.49 A	23.7%
	10%	770 W	40.0 V	20.22 A	47.9 V	20.34 A	24.8%
	20%	840 W	40.0 V	21.01 A	47.9 V	22.19 A	27.0%
CS7N-705TB-AG		705 W	40.2 V	17.55 A	48.1 V	18.54 A	22.7%
Bifacial Gain**	5%	740 W	40.2 V	18.43 A	48.1 V	19.47 A	23.8%
	10%	776 W	40.2 V	20.27 A	48.1 V	20.39 A	25.0%
	20%	846 W	40.2 V	21.06 A	48.1 V	22.25 A	27.2%
CS7N-710TB-AG		710 W	40.4 V	17.59 A	48.3 V	18.59 A	22.9%
Bifacial Gain**	5%	746 W	40.4 V	18.47 A	48.3 V	19.52 A	24.0%
	10%	781 W	40.4 V	20.32 A	48.3 V	20.45 A	25.1%
	20%	852 W	40.4 V	21.11 A	48.3 V	22.31 A	27.4%
CS7N-715TB-AG		715 W	40.6 V	17.63 A	48.5 V	18.64 A	23.0%
Bifacial Gain**	5%	751 W	40.6 V	18.51 A	48.5 V	19.57 A	24.2%
	10%	787 W	40.6 V	20.36 A	48.5 V	20.50 A	25.3%
	20%	858 W	40.6 V	21.16 A	48.5 V	22.37 A	27.6%
CS7N-720TB-AG		720 W	40.8 V	17.67 A	48.7 V	18.69 A	23.2%
Bifacial Gain**	5%	756 W	40.8 V	18.55 A	48.7 V	19.62 A	24.3%
	10%	792 W	40.8 V	20.41 A	48.7 V	20.56 A	25.5%
	20%	864 W	40.8 V	21.20 A	48.7 V	22.43 A	27.8%

* Under Standard Test Conditions (STC) of irradiance of 1000W/m², spectrum AM 1.5 and cell temperature of 25℃. Measurement uncertainty: ±3% of Pmax.
** Bifacial Gain: The additional gain from the back side compared to the power of the front side at the standard test condition. It depends on mounting (structure, height, tilt angle etc.) and albedo of the ground.

ELECTRICAL DATA

Operating Temperature	-40℃ ~ +85℃
Max. System Voltage	1500 V (IEC6.1) or 1000 V (IEC6.1)
Module Fire Performance	TYPE 29 (UL 61730) or CLASS C (IEC61730)
Max. Series Fuse Rating	25 A
Application Classification	Class A
Power Tolerance	0 ~ + 5 W
Power Bifaciality*	80 %

* Bifaciality = Pmax_rear / Pmax_front, both Pmax_rear and Pmax_front are tested under STC (Bifaciality Tolerance: ± 5 %).

ELECTRICAL DATA | NMOT*

		Nominal Max. Power (Pmax)	Opt. Operating Voltage (Vmp)	Opt. Operating Current (Imp)	Open Circuit Voltage (Voc)	Short Circuit Current (Isc)
CS7N-695TB-AG		525 W	37.6 V	13.97 A	45.1 V	14.87 A
CS7N-700TB-AG		528 W	37.8 V	14.00 A	45.3 V	14.91 A
CS7N-705TB-AG		532 W	37.9 V	14.03 A	45.5 V	14.95 A
CS7N-710TB-AG		536 W	38.1 V	14.06 A	45.7 V	14.99 A
CS7N-715TB-AG		540 W	38.3 V	14.09 A	45.8 V	15.03 A
CS7N-720TB-AG		544 W	38.5 V	14.12 A	46.0 V	15.07 A

* Under Nominal Module Operating Temperature (NMOT), irradiance of 800 W/m², spectrum AM 1.5, ambient temperature 20℃, wind speed 1 m/s.

MECHANICAL DATA

Specification	Data
Cell Type	TOPCon cells
Cell Arrangement	132 (2 x (11 x 6))
Dimensions	2384 x 1303 x 33 mm (93.8 x 51.3 x 1.30 in)
Weight	37.3 kg (83.3 lbs)
Front Glass	2.0 mm heat strengthened glass with anti-reflective coating
Back Glass	2.0 mm heat strengthened glass
Frame	Anodized aluminium alloy
J-Box	IP68, 3 bypass diodes
Cable	4.0 mm² (IEC), 10 AWG (UL)
Cable Length (Including Connector)	460 mm (18.1 in) (+) / 340 mm (13.4 in) (-) or customized length*
Connector	T6 (IEC 1500V) or PV-KST4/6-EVO2/UV, PV-KBT4/6-EVO2/UV (IEC 1500V) or PV-KST4/6-EVO2/Ung, PV-KBT4/6-EVO2/Ung (IEC 1500V)
Per Pallet	33 pieces
Per Container (40' HQ)	561 pieces

* For detailed information, please contact your local Canadian Solar sales and technical representatives.

TEMPERATURE CHARACTERISTICS

Specification	Data
Temperature Coefficient (Pmax)	-0.30 % / °C
Temperature Coefficient (Voc)	-0.26 % / °C
Temperature Coefficient (Isc)	0.05 % / °C
Nominal Module Operating Temperature	41 ± 3°C

PARTNER SECTION

Canadian Solar MSS (Australia) Pty Ltd.
333 Drummond Street, Carlton VIC 3053, Australia, sales.au@csisolar.com, www.csisolar.com/au

October 2022, All rights reserved, PV Module Product Datasheet V1.1C1_AU

* Manufactured and assembled in China, Thailand and Vietnam.

LAYOUT IMPIANTO FV

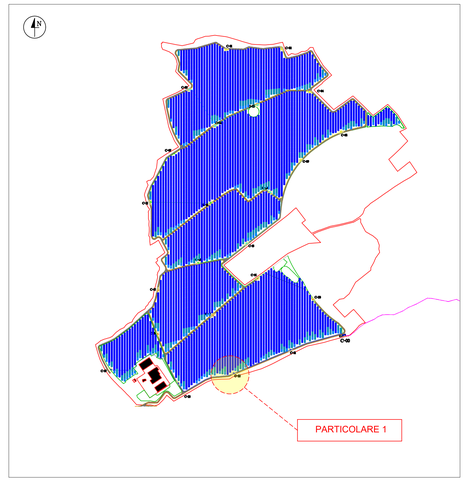

PANNELLO FOTOVOLTAICO UTILIZZATO

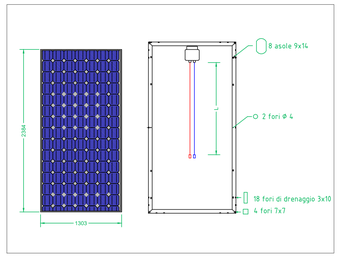

Marca:	**Canadian Solar**		
Modello:	BiHiKu 7		
Tipologia Costruttiva:	132 [2x(11x6)] cell-Bifacial Mono PERC		
DATI TECNICI:			
Potenza Pannello FV;	Pp =	710	[Wp]
Tensione	Voc =	48.30	[V]
Corrente	Isc =	18.59	[A]
Tensione nominale :	Vmppt	40.40	[V]
Corrente nominale:	Imppt =	17.59	[A]
Efficienza:		22.90	[%]
Dimensioni:	2384 x 1303 x 33 mm		

Numero di pannelli FV per stringa:	28	
Potenza Stringa:	19'880	W
Tensione di stringa:	1'131.20	V
Corrente di Stringa:	17.59	A
Tensione a vuoto (Voc):	1'352.40	V

CODIFICA ELEMENTI DELL'IMPIANTO FOTOVOLTAICO (NOMENCLATURA CABLAGGIO STRINGHE)

Cxx-Iyy-Szz

> Cxx : CABINA: xx (xx = 1...20)
> Iyy : INVERTER: yy (yy = 1...17)
> Sww : STRINGA: ww (yy = 1...11 / 12 / 14)

ESEMPIO PER CABINA C-01:
Inverter 02, Stringhe 09 e 10 su Struttura 2x28
Inverter 02, Stringa 11 su Struttura 2x14

C01-I02-S09 | C18-I02-S10 | C01-I02-S11

PARTICOLARE 2 e 3

RAGGRUPPAMENTO DEI PANNELLI FV IN STRUTTURE (Tracker) IN FORMAZIONE 2X7P, 2X14P E 2X28P

Modulo Tracker 2 x 28 P

Modulo Tracker 2 x 14 P

Modulo Tracker 2 x 7 P

PARTICOLARE 3: COLLEGAMENTO STRINGA SU STRUTTURA 2X14P

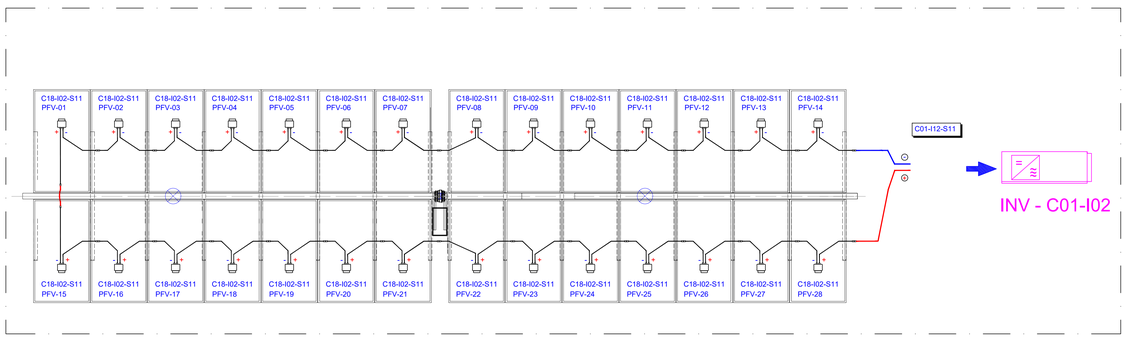

PARTICOLARE 2: COLLEGAMENTO STRINGHE SU STRUTTURA 2X28P

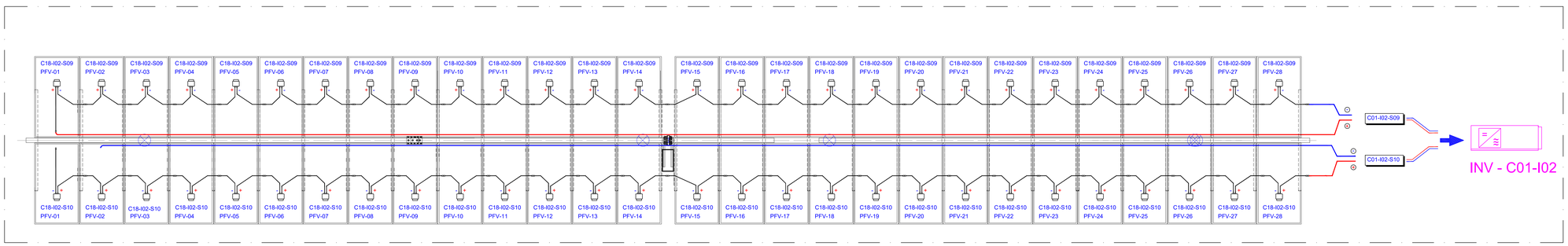

REV	DISEGNATO DA	DATA	VERIFICATO DA	DATA	APPROVATO DA	DATA
R00	Ing. S. Matta	22/11/2023	Innova Service S.r.l.	23/11/2023	SKI 40 S.r.l.	

SCALA	SEDE PROGETTO	FORMATO
1:500 varie	CAGLIARI	A0

DATA	TIPO DI EMISSIONE
Novembre 2023	Prima Emissione

Proponente - Sviluppo progetto FV:
SKI 40 S.r.l.
Via Caradosso n. 9 - Milano (MI)
P.IVA 11584400961

Statkraft

Studio di progettazione:
LA SIA S.p.A.
Viale L. Schiavonetti, 28600173-Roma (RM)
P.IVA 08207411003

LA SIA

PROGETTO

Progetto Definitivo per la realizzazione di un impianto agrivoltaico denominato "Mogoro Agrisolare" della potenza di picco di 65.902,20 kW + BESS, ubicato nel comune di Mogoro (OR), e relative opere di connessione alla RTN

TITOLO ELABORATO

PARTICOLARI COSTRUTTIVI PANNELLI FOTOVOLTAICI

Coordinamento Progettisti:

INNOVA SERVICE S.r.l.
Via Santa Margherita, 4 - 09124 Cagliari (CA)
P.IVA 03379940921
PEC: innovaserviceca@pec.it

INNOVA SERVICE SRL

GRUPPO DI LAVORO

per INNOVA SERVICE S.r.l.
Giorgio Roberto Porpiglia - Architetto
Silvio Matta - Ingegnere Elettrico
Aurora Melis - Geometra

per La SIA S.p.A.
Riccardo Sacconi – Ingegnere Civile
Antonio Dedoni – Ingegnere Idraulico
Alberto Mossa – Archeologo
Simone Manconi – Geologo
Franco Milito – Agronomo
Francesco Paolo Pinchera - Biologo
Rita Bosi – Agronomo

NOME ELABORATO	REV
TAV_PART_01-FVT	R00

Firmato digitalmente da: Silvio Matta
Data: 15/12/2023 15:19:28