

COMMITTENTE:



RETE FERROVIARIA ITALIANA S.p.A.
DIREZIONE OPERATIVA INFRASTRUTTURA TERRITORIALE (DOIT)

PROGETTAZIONE:

PROGETTISTA

ETS S.r.l.

Via Benedetto Croce,68
00142 Roma
email: info@etsingegneria.it

SOGGETTO TECNICO:

RFI - DIREZIONE OPERATIVA INFRASTRUTTURA TERRITORIALE DI GENOVA
S.O. INGEGNERIA

PROGETTO ESECUTIVO

Aggiornamento della Progettazione Esecutiva della galleria artificiale di Mele
(compreso il relativo tracciato ferroviario, dal PL fino all'imbocco della galleria del Turchino),
comprensiva degli interventi propedeutici alla realizzazione della galleria artificiale,
- Linea Genova – Ovada – Acqui Terme

SEZIONI

SCALA : 1:50

FOGLIO 6 di 6

| PROGETTO/ANNO | SOTTOPR. | LIVELLO | NOME DOC. | PROGR.OP. | FASE FUNZ. | NUMERAZ. |
|---------------|----------|---------|-----------|-----------|------------|----------|
| 3 5 3 7 2 3 | 0 0 0 | P E | T S P N | 0 1 | 0 0 | 1 0 0 6 |

| Rev. | Descrizione | Progettista | Data | Verificato | Data | Approvato | Data | Autorizzato | Data |
|------|-------------|-------------|------------|-------------|------------|-----------|------------|-------------|------|
| 1 | EMISSIONE | V.Sensi | 29/01/2024 | R.Romanello | 29/01/2024 | L.Catallo | 29/01/2024 | | |
| | | | | | | | | | |
| | | | | | | | | | |
| | | | | | | | | | |



LINEA

| | | | |
|---|---|---|---|
| L | 4 | 4 | 1 |
| | | | |
| | | | |

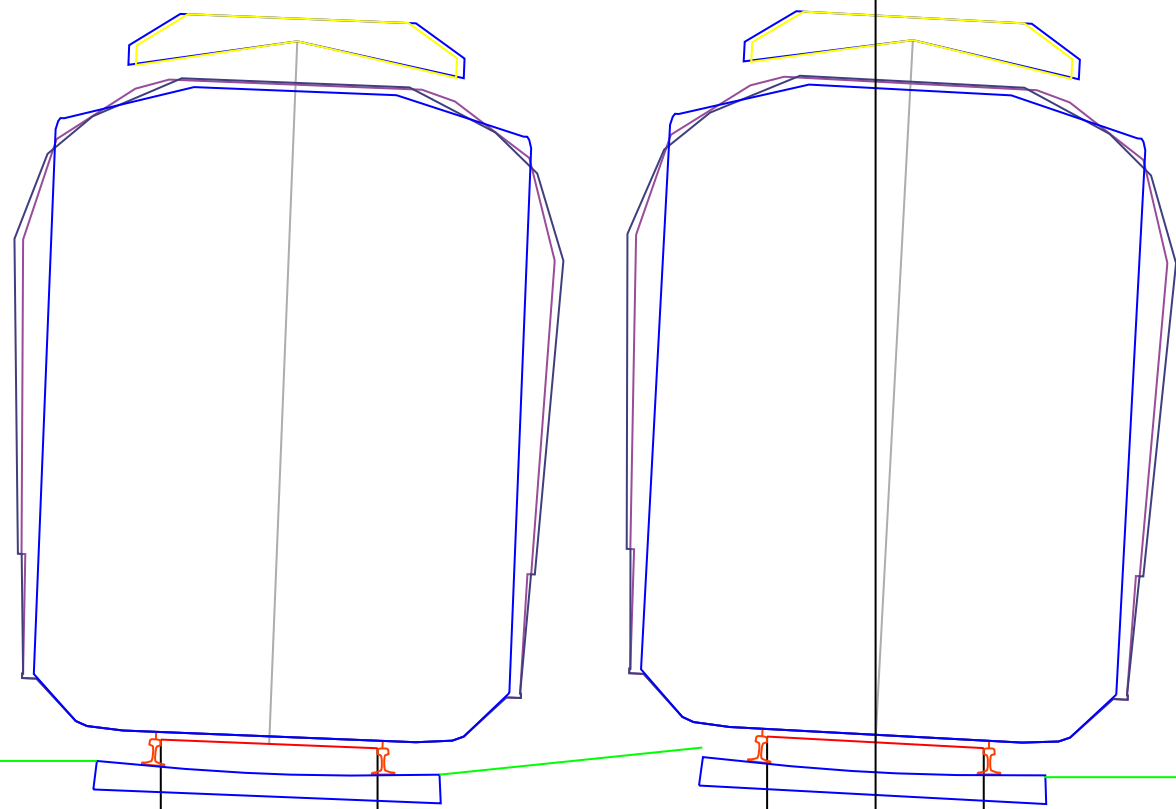
SEDE TECNICA

| | | | | | |
|---|---|---|---|---|---|
| L | 0 | 0 | 2 | 8 | 2 |
| | | | | | |
| | | | | | |

PROFILO ASSE_DISPARI_MELE

SEZIONE A-A'

PROGRESSIVA 22506.18



274.143
50
50

PROGRESSIVE TERRENO

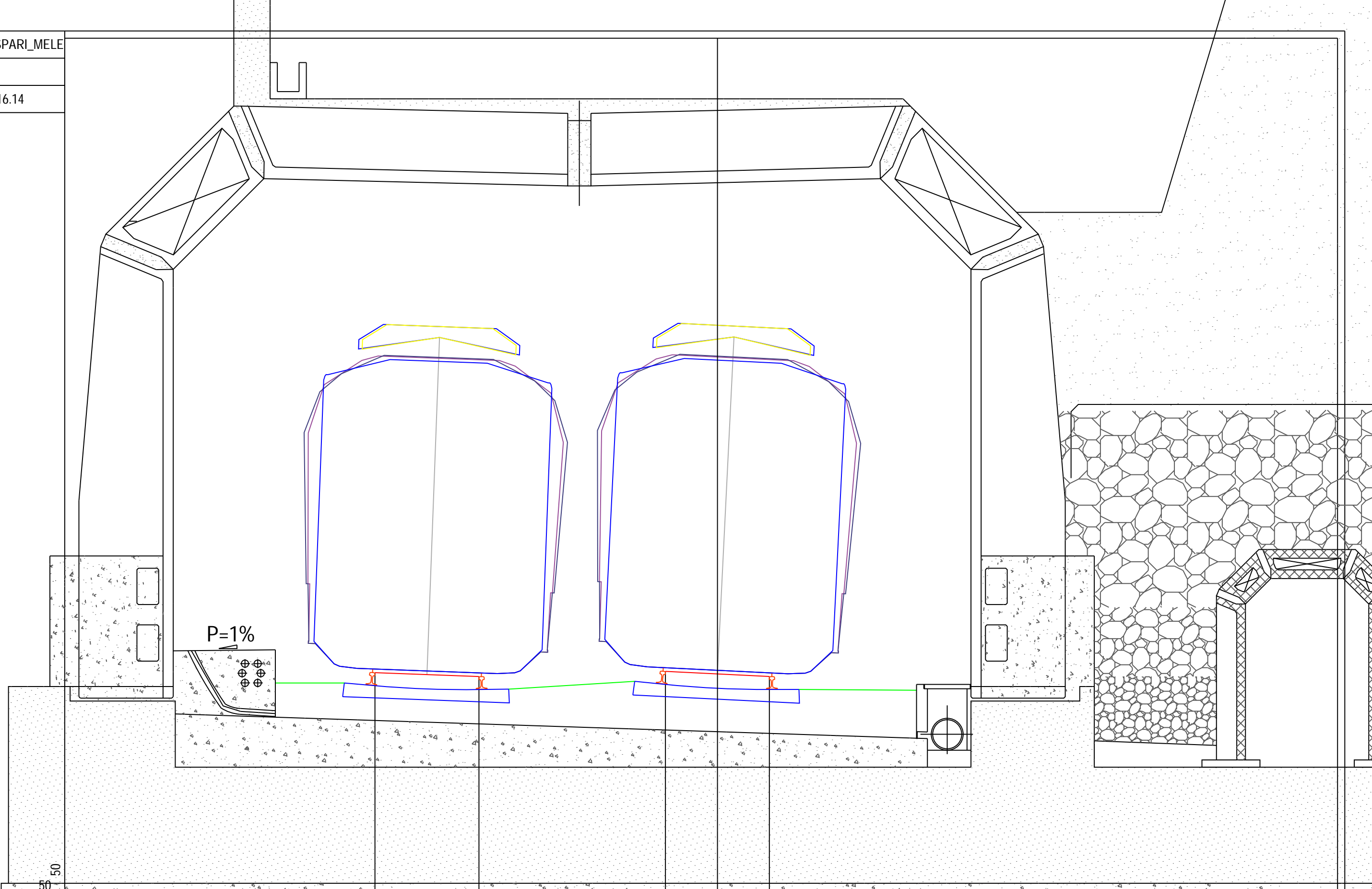
QUOTE TERRENO

PROGRESSIVE PRG

QUOTE PRG

| | | | |
|---------|-------|---------|-------|
| 277.202 | -4.73 | 277.222 | -0.72 |
| 277.144 | -3.29 | 277.145 | 0.72 |

PROFILO ASSE_DISPARI_MELE
 SEZIONE B-B'
 PROGRESSIVA 22516.14



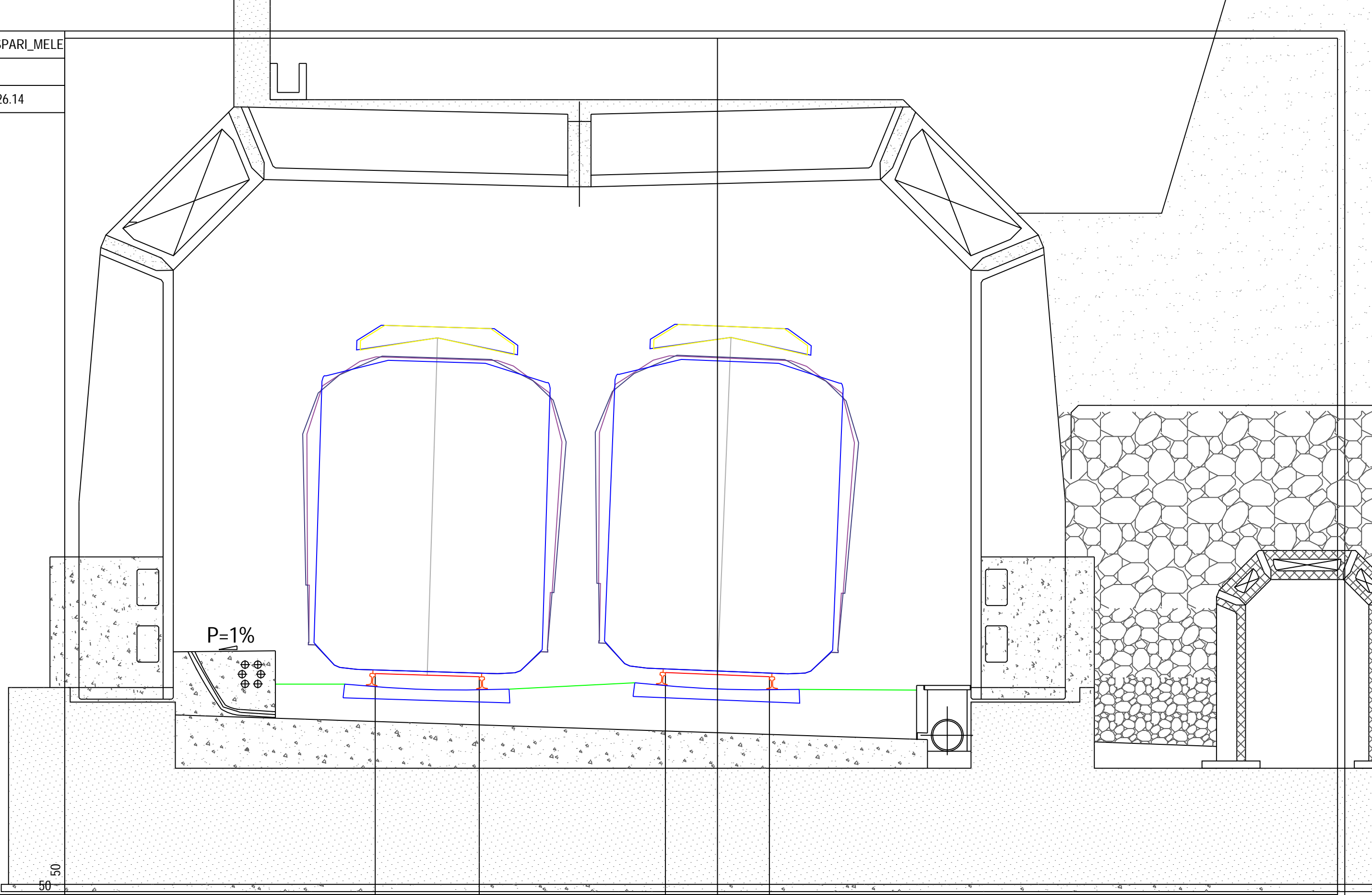
274.165

50

| | |
|---------------------|--|
| PROGRESSIVE TERRENO | |
| QUOTE TERRENO | |
| PROGRESSIVE PRG | |
| QUOTE PRG | |

| | | | | |
|--|---------|---------|---------|---------|
| | -4.72 | -3.29 | -0.72 | 0.72 |
| | 277.221 | 277.167 | 277.238 | 277.168 |

PROFILO ASSE_DISPARI_MELE
 SEZIONE C-C'
 PROGRESSIVA 22526.14



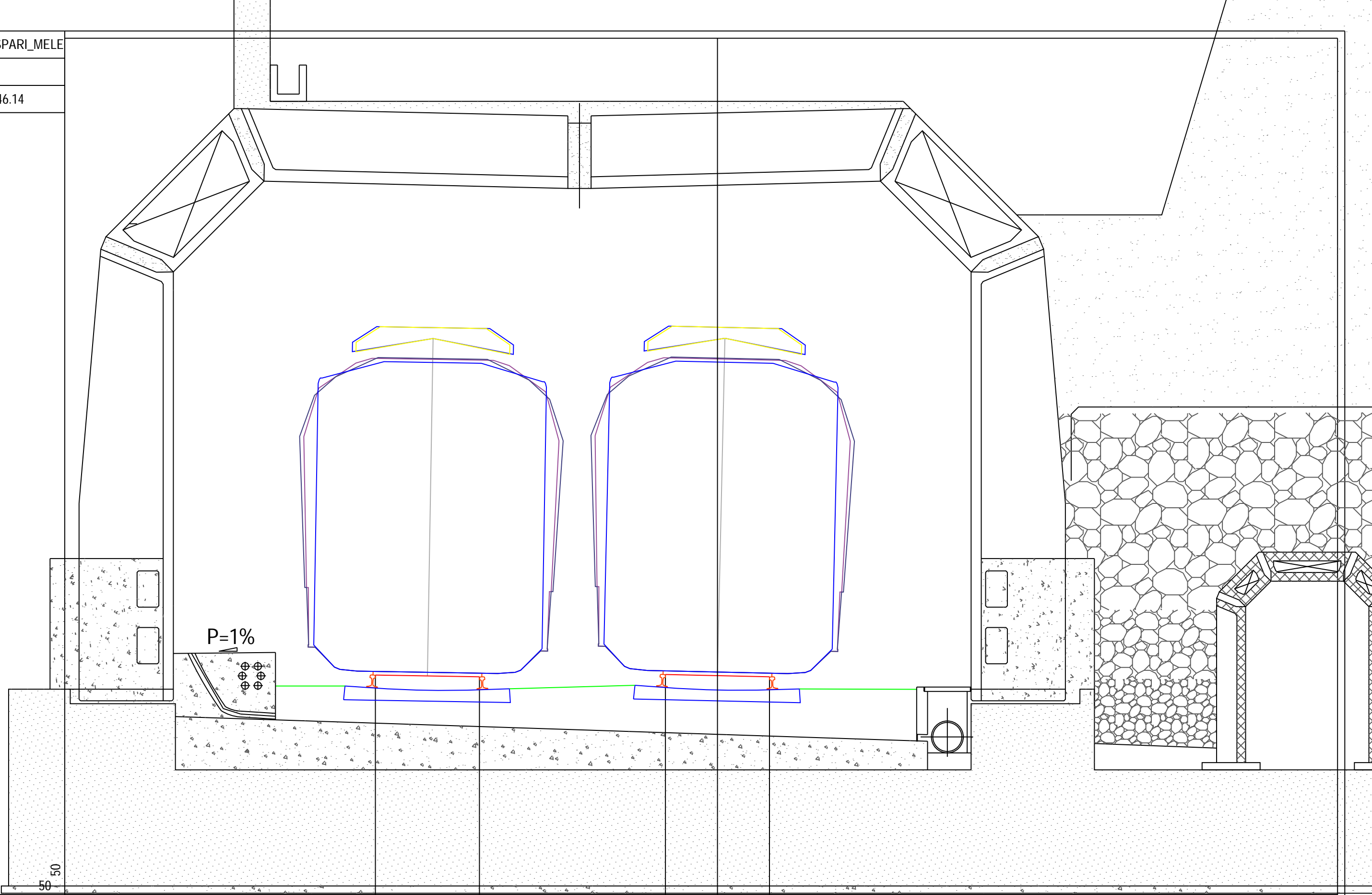
274.188

50

| | |
|---------------------|--|
| PROGRESSIVE TERRENO | |
| QUOTE TERRENO | |
| PROGRESSIVE PRG | |
| QUOTE PRG | |

| | | | | |
|--|---------|---------|---------|---------|
| | -4.72 | -3.28 | -0.72 | 0.72 |
| | 277.233 | 277.190 | 277.248 | 277.190 |

PROFILO ASSE_DISPARI_MELE
 SEZIONE D-D'
 PROGRESSIVA 22546.14



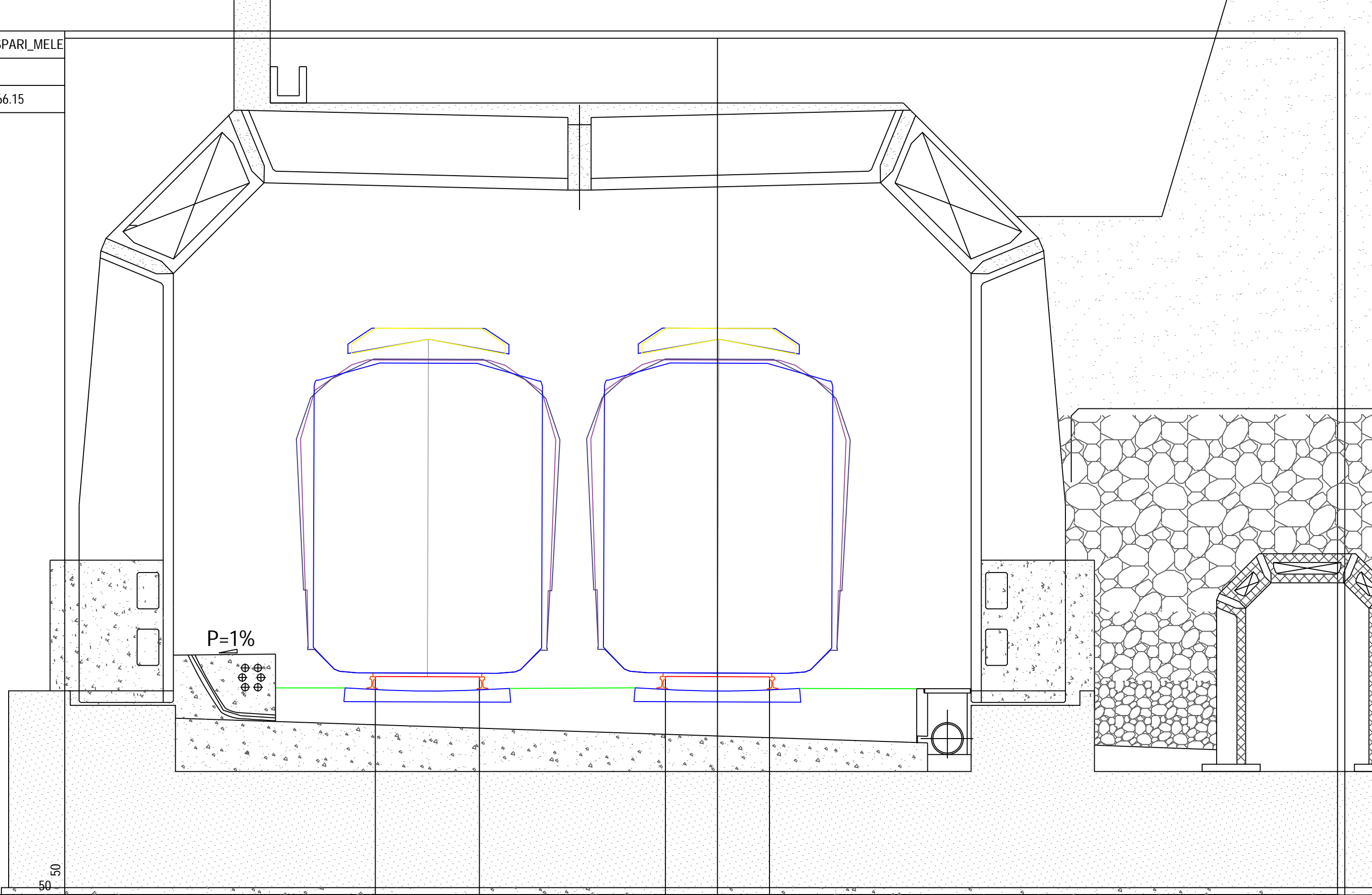
274.234

50

| | |
|---------------------|--|
| PROGRESSIVE TERRENO | |
| QUOTE TERRENO | |
| PROGRESSIVE PRG | |
| QUOTE PRG | |

| | | | | |
|--|---------|---------|---------|---------|
| | -4.72 | -3.28 | -0.72 | 0.72 |
| | 277.259 | 277.235 | 277.261 | 277.235 |

PROFILO ASSE_DISPARI_MELE
 SEZIONE E-E'
 PROGRESSIVA 22566.15



274.280

50
50

| | |
|---------------------|--|
| PROGRESSIVE TERRENO | |
| QUOTE TERRENO | |
| PROGRESSIVE PRG | |
| QUOTE PRG | |

277.285

277.280

277.286

277.280

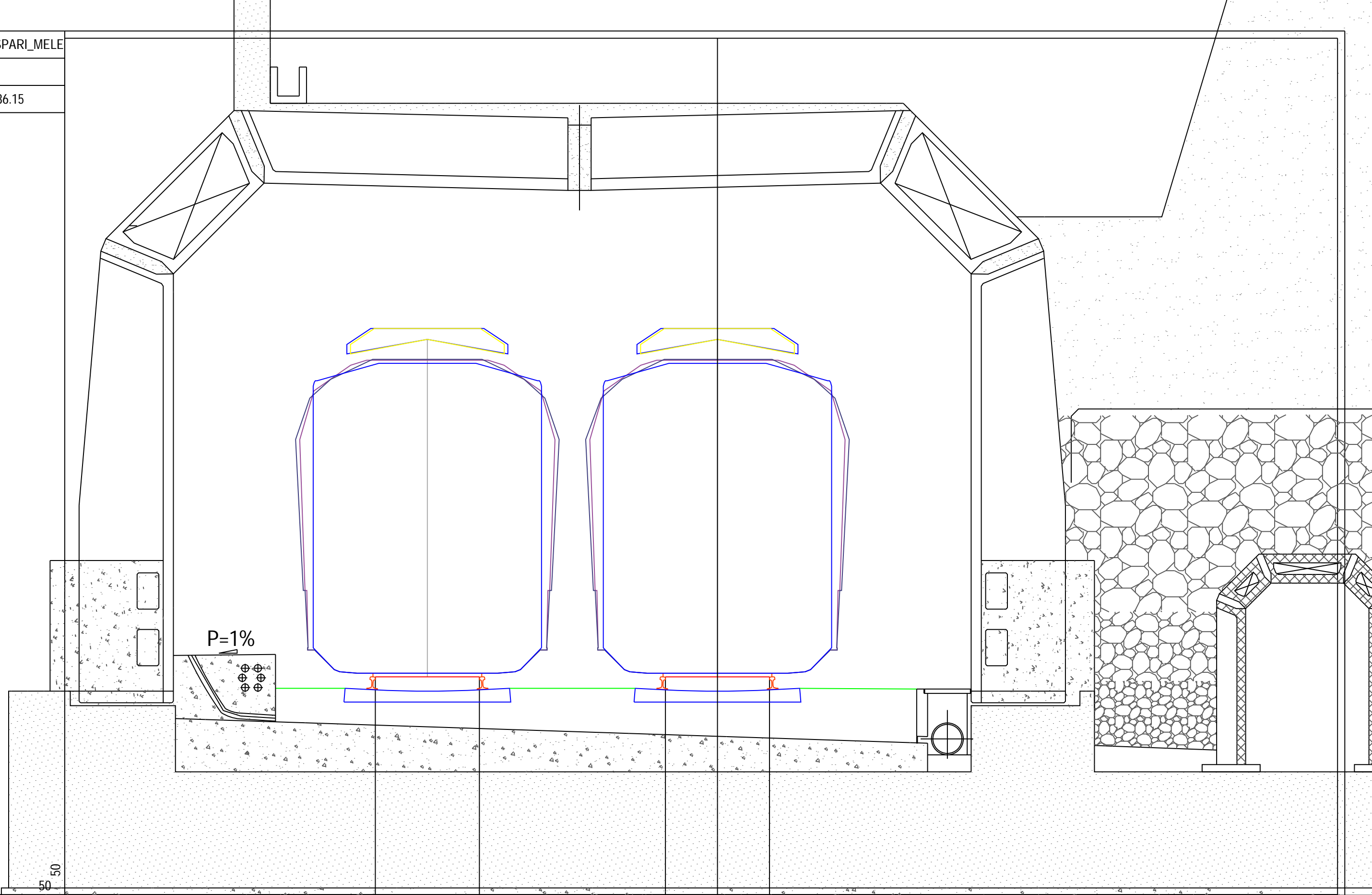
-4.72

-3.28

-0.72

0.72

PROFILO ASSE_DISPARI_MELE
 SEZIONE F-F'
 PROGRESSIVA 22586.15



274.325

50

| | |
|---------------------|--|
| PROGRESSIVE TERRENO | |
| QUOTE TERRENO | |
| PROGRESSIVE PRG | |
| QUOTE PRG | |

277.325

277.325

277.325

277.325

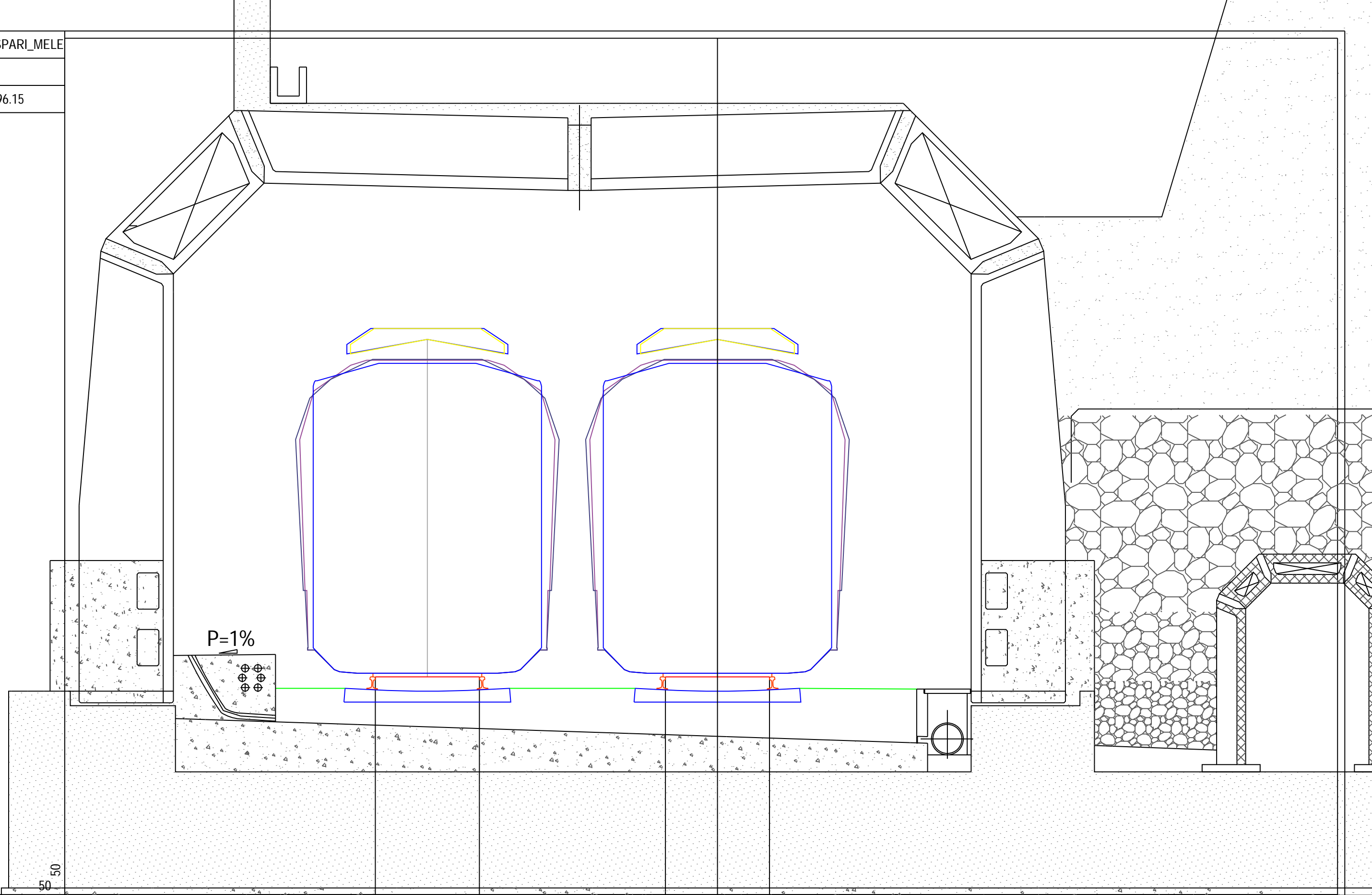
-4.72

-3.28

-0.72

0.72

PROFILO ASSE_DISPARI_MELE
 SEZIONE G-G'
 PROGRESSIVA 22596.15



274.348
 50
 50

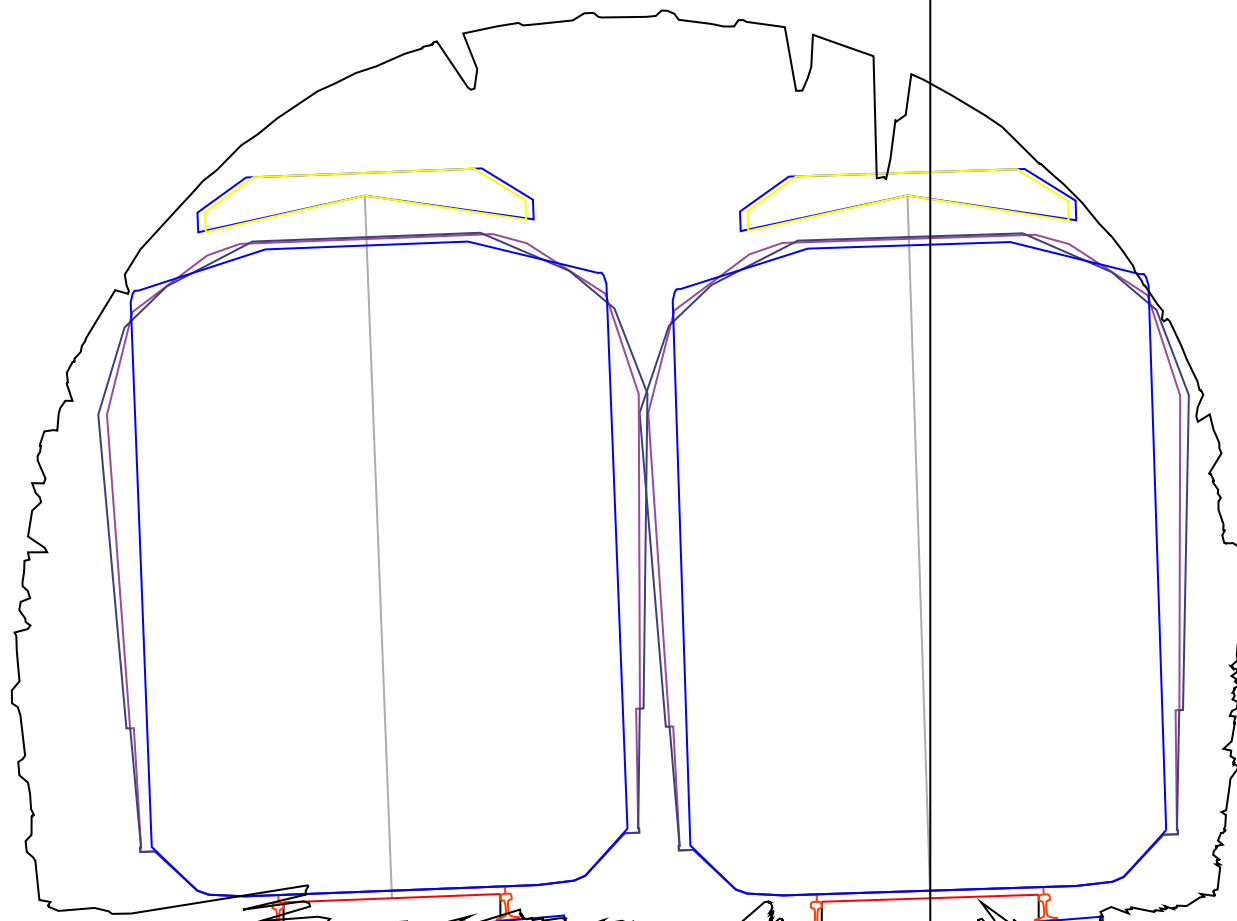
| | |
|---------------------|--|
| PROGRESSIVE TERRENO | |
| QUOTE TERRENO | |
| PROGRESSIVE PRG | |
| QUOTE PRG | |

| | | | | |
|--|---------|---------|---------|---------|
| | -4.72 | -3.28 | -0.72 | 0.72 |
| | 277.348 | 277.348 | 277.348 | 277.348 |

PROFILO ASSE_DISPARI_MELE

SEZIONE U608

PROGRESSIVA 22683.76



276.191

50 50

PROGRESSIVE TERRENO

QUOTE TERRENO

PROGRESSIVE PRG

QUOTE PRG

277.679 -4.28

277.735 -2.84

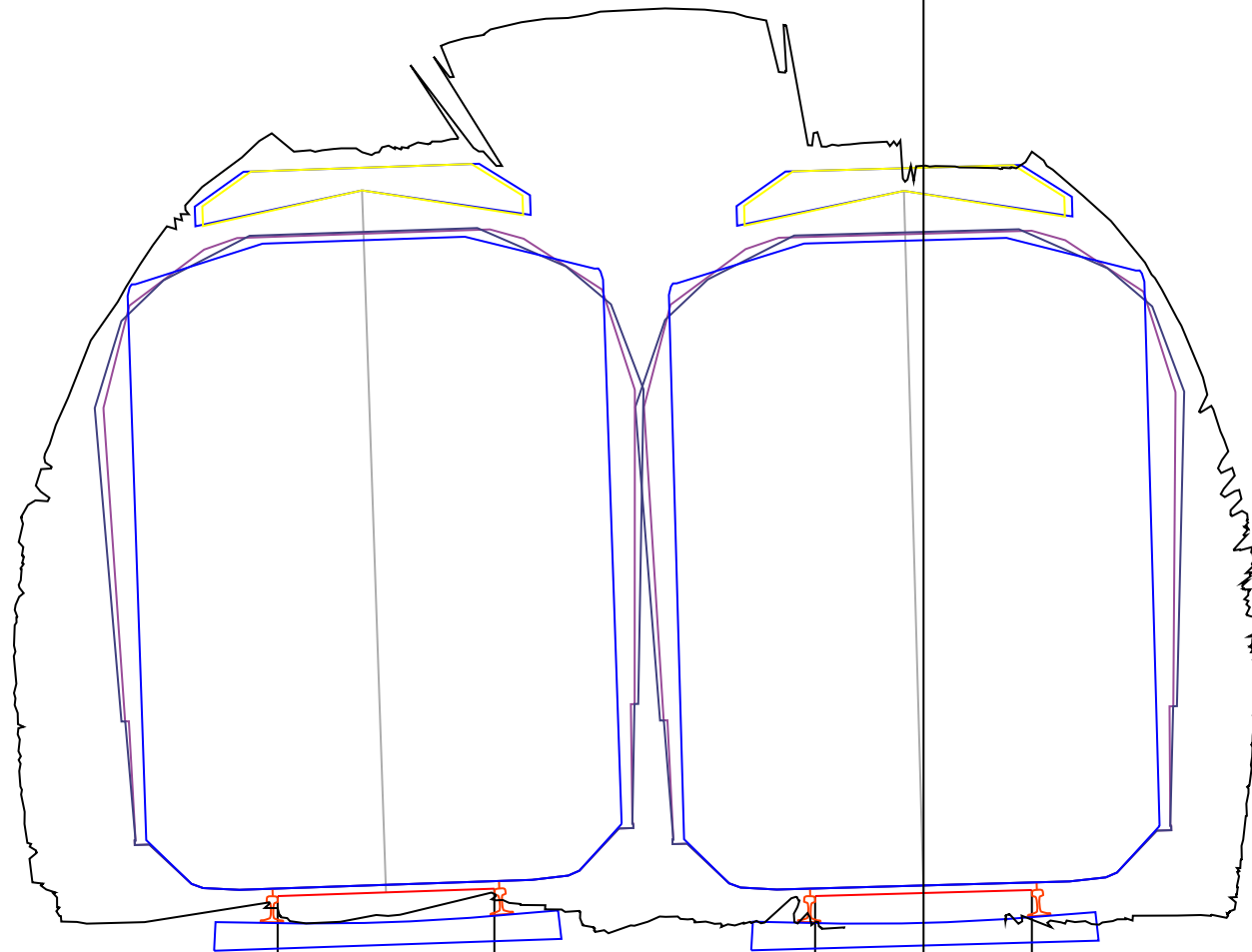
277.684 -0.72

277.730 0.72

PROFILO ASSE_DISPARI_MELE

SEZIONE SOSP1

PROGRESSIVA 22690.52



276.250

50
50

PROGRESSIVE
TERRENO

QUOTE
TERRENO

PROGRESSIVE
PRG

QUOTE
PRG

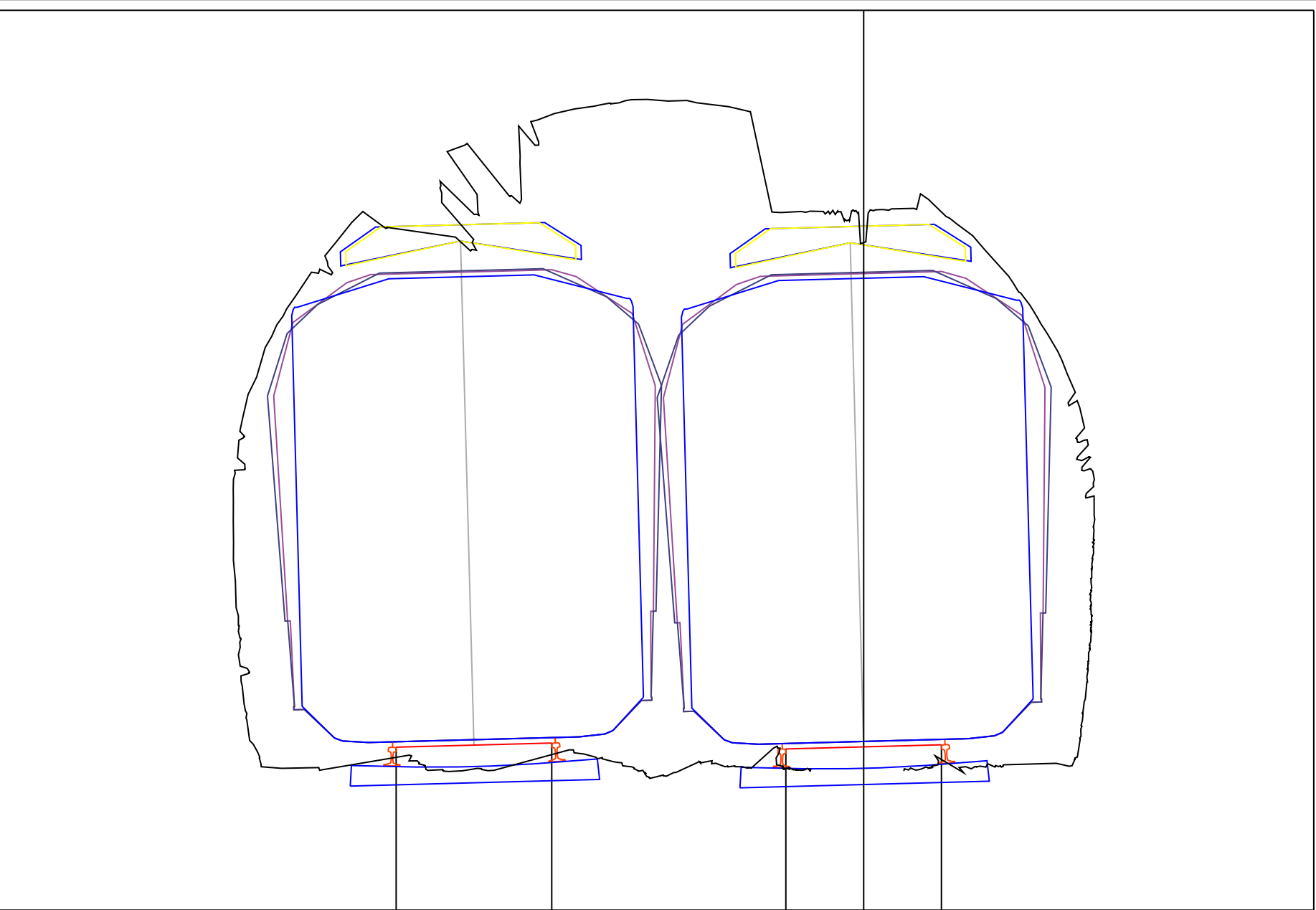
277.741
-4.27

277.790
-2.84

277.741
-0.72

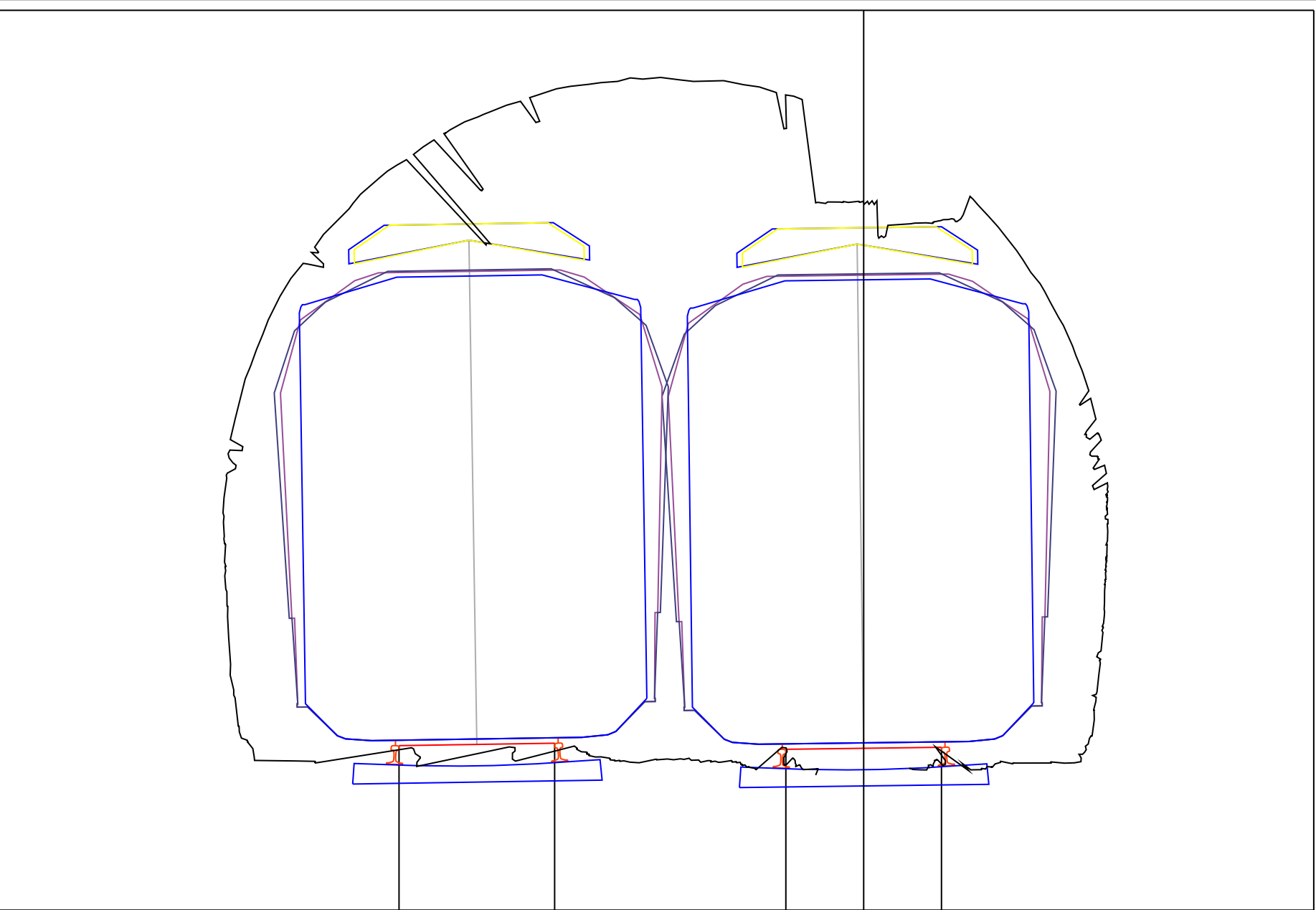
277.781
0.72

| |
|---|
| PROFILO ASSE_DISPARI_MELE |
| SEZIONE U609 |
| PROGRESSIVA 22717.89 |
| <div style="text-align: right; margin-right: 10px;">50</div> <div style="text-align: right; margin-right: 10px;">50</div> |
| <div style="text-align: right; margin-right: 10px;">276.486</div> <div style="text-align: right; margin-right: 10px;">▼</div> |
| PROGRESSIVE TERRENO |
| QUOTE TERRENO |
| PROGRESSIVE PRG |
| QUOTE PRG |



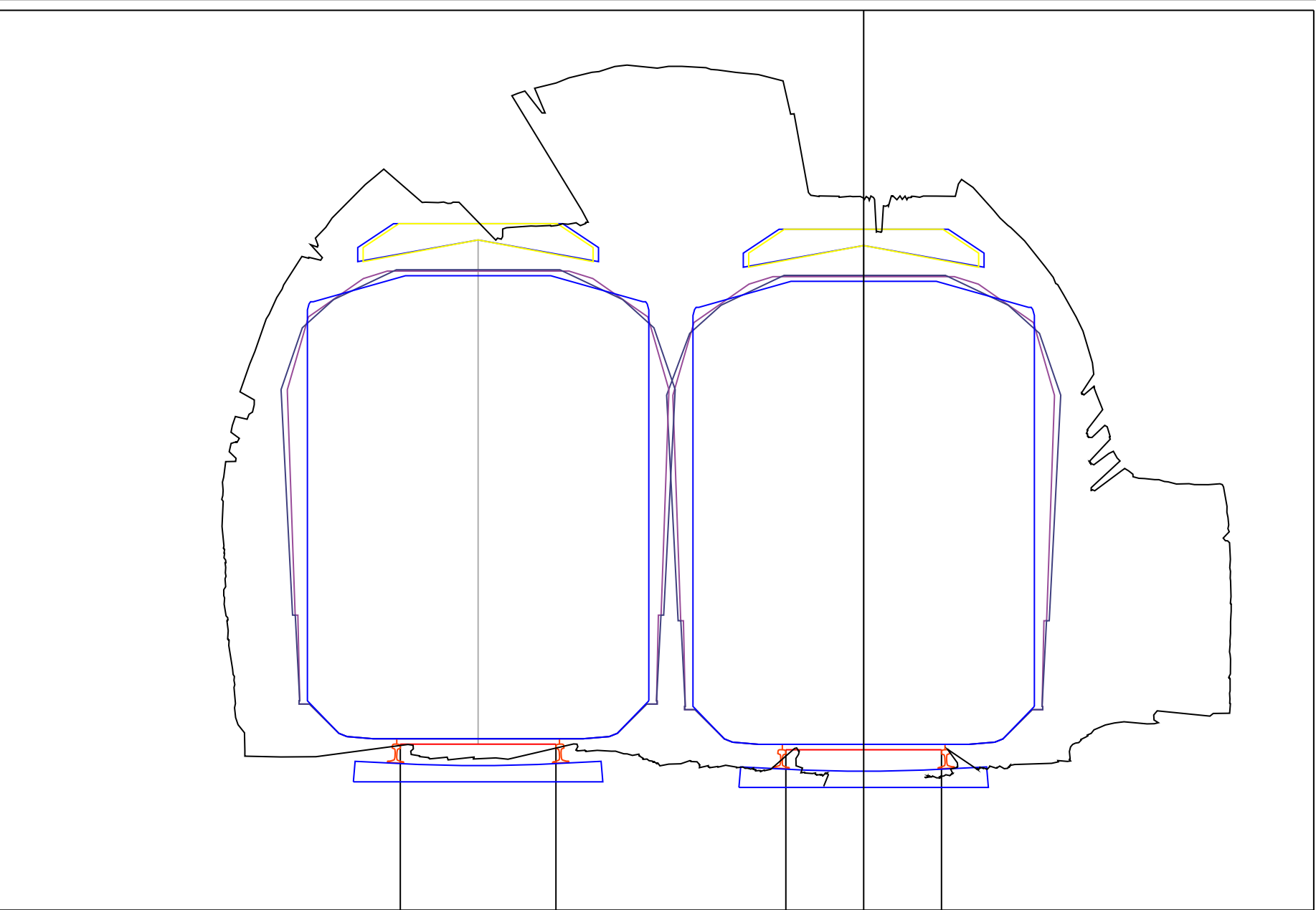
| | | | |
|---------|---------|---------|---------|
| 277.991 | 278.029 | 277.974 | 278.013 |
| -4.31 | -2.88 | -0.72 | 0.72 |

| |
|---|
| PROFILO ASSE_DISPARI_MELE |
| SEZIONE U610 |
| PROGRESSIVA 22745.95 |
| <div style="text-align: right; margin-right: 10px;">50</div> <div style="text-align: right; margin-right: 10px;">50</div> |
| <div style="text-align: right; margin-right: 10px;">276.728</div> <div style="text-align: right; margin-right: 10px;">▼</div> |
| PROGRESSIVE TERRENO |
| QUOTE TERRENO |
| PROGRESSIVE PRG |
| QUOTE PRG |



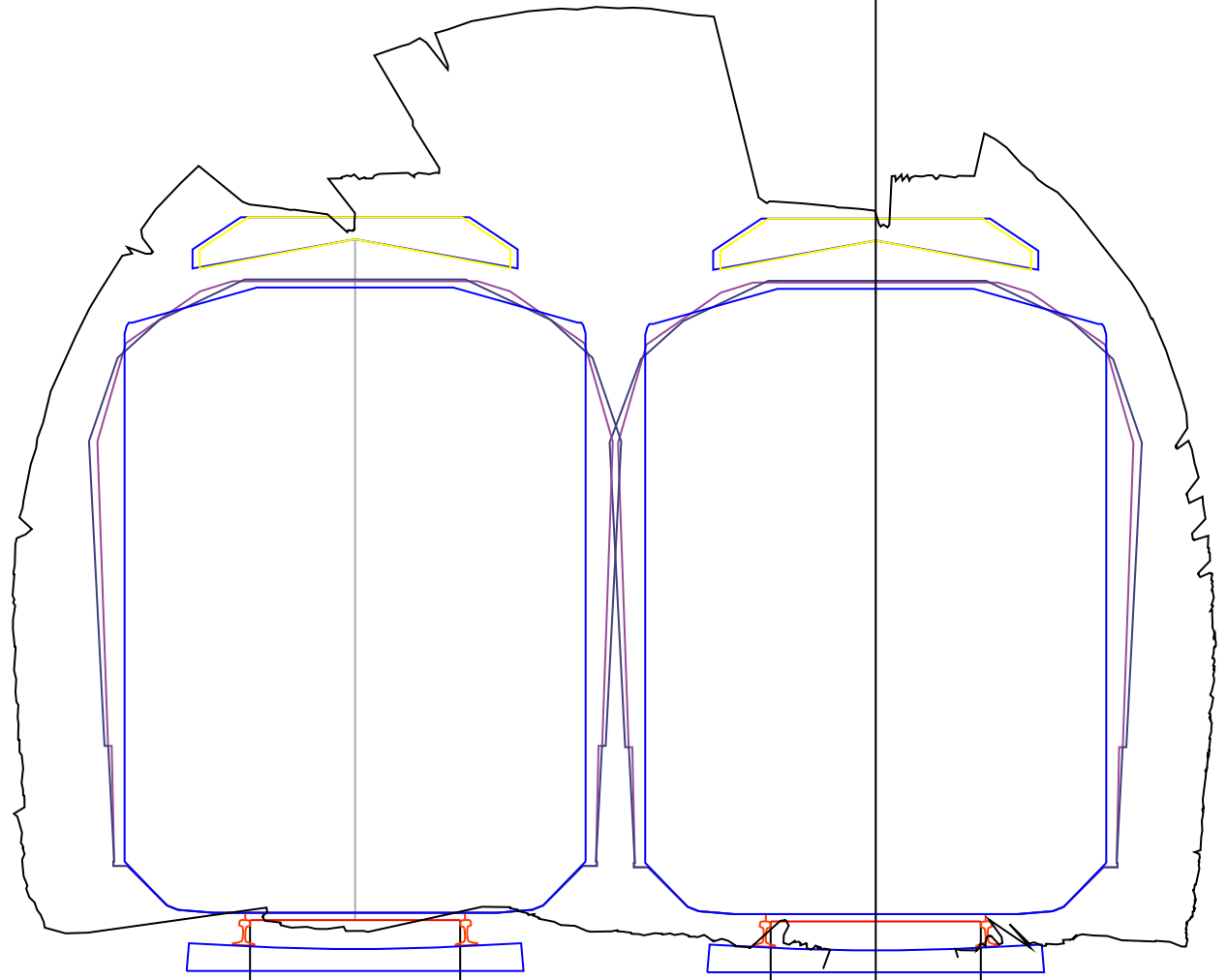
| | | | |
|---------|---------|---------|---------|
| -4.28 | -2.85 | -0.72 | 0.72 |
| 278.247 | 278.269 | 278.213 | 278.232 |

| |
|---|
| PROFILO ASSE_DISPARI_MELE |
| SEZIONE U611 |
| PROGRESSIVA 22773.89 |
| <div style="text-align: right; margin-right: 10px;">276.970</div> <div style="text-align: right; margin-right: 10px;">50 50</div> |
| PROGRESSIVE TERRENO |
| QUOTE TERRENO |
| PROGRESSIVE PRG |
| QUOTE PRG |



| | | | |
|---------|---------|---------|---------|
| -4.27 | -2.84 | -0.72 | 0.72 |
| 278.502 | 278.502 | 278.451 | 278.451 |

PROFILO ASSE_DISPARI_MELE
 SEZIONE U612
 PROGRESSIVA 22802.02

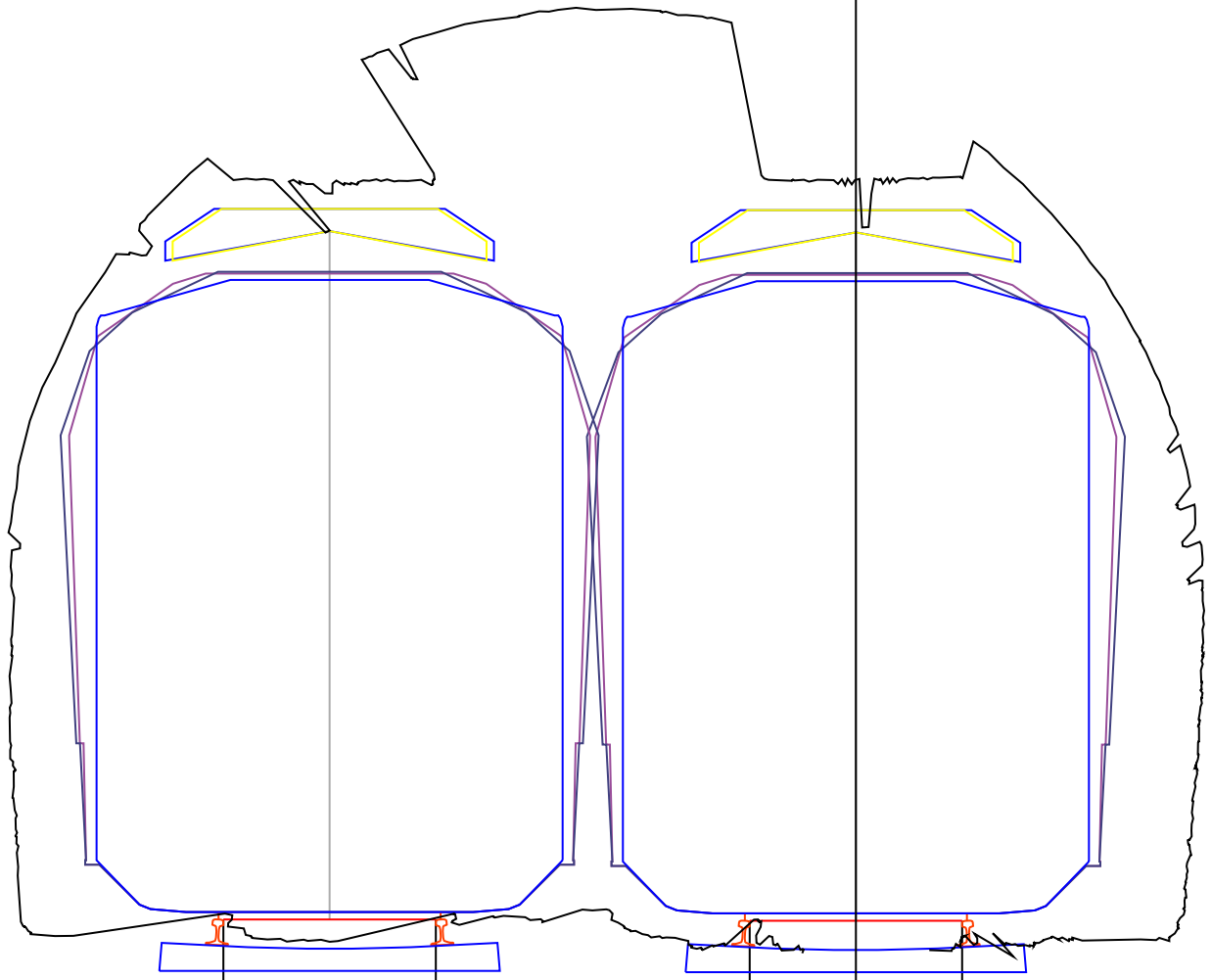


277.277
 50 50

| |
|---------------------|
| PROGRESSIVE TERRENO |
| QUOTE TERRENO |
| PROGRESSIVE PRG |
| QUOTE PRG |

| | | | |
|---------|---------|---------|---------|
| -4.27 | -2.84 | -0.72 | 0.72 |
| 278.787 | 278.787 | 278.778 | 278.778 |

PROFILO ASSE_DISPARI_MELE
 SEZIONE U613
 PROGRESSIVA 22830.10



277.668
 50 50

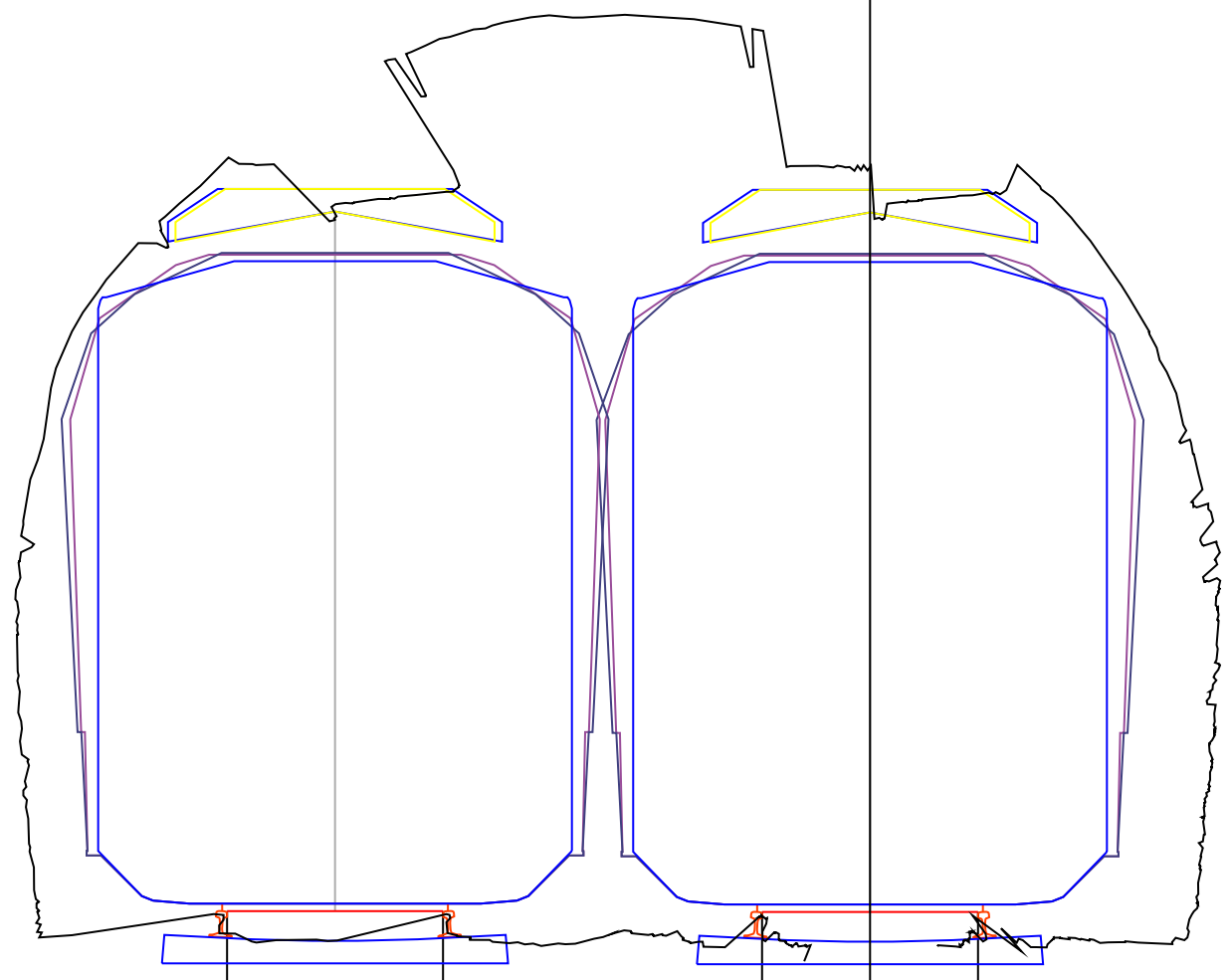
| |
|---------------------|
| PROGRESSIVE TERRENO |
| QUOTE TERRENO |
| PROGRESSIVE PRG |
| QUOTE PRG |

| | | | | |
|--|---------|---------|---------|---------|
| | | | | |
| | | | | |
| | -4.27 | -2.84 | -0.72 | 0.72 |
| | 279.178 | 279.178 | 279.169 | 279.169 |

PROFILO ASSE_DISPARI_MELE

SEZIONE U614

PROGRESSIVA 22857.68



278.051

50
50

PROGRESSIVE
TERRENO

QUOTE
TERRENO

PROGRESSIVE
PRG

QUOTE
PRG

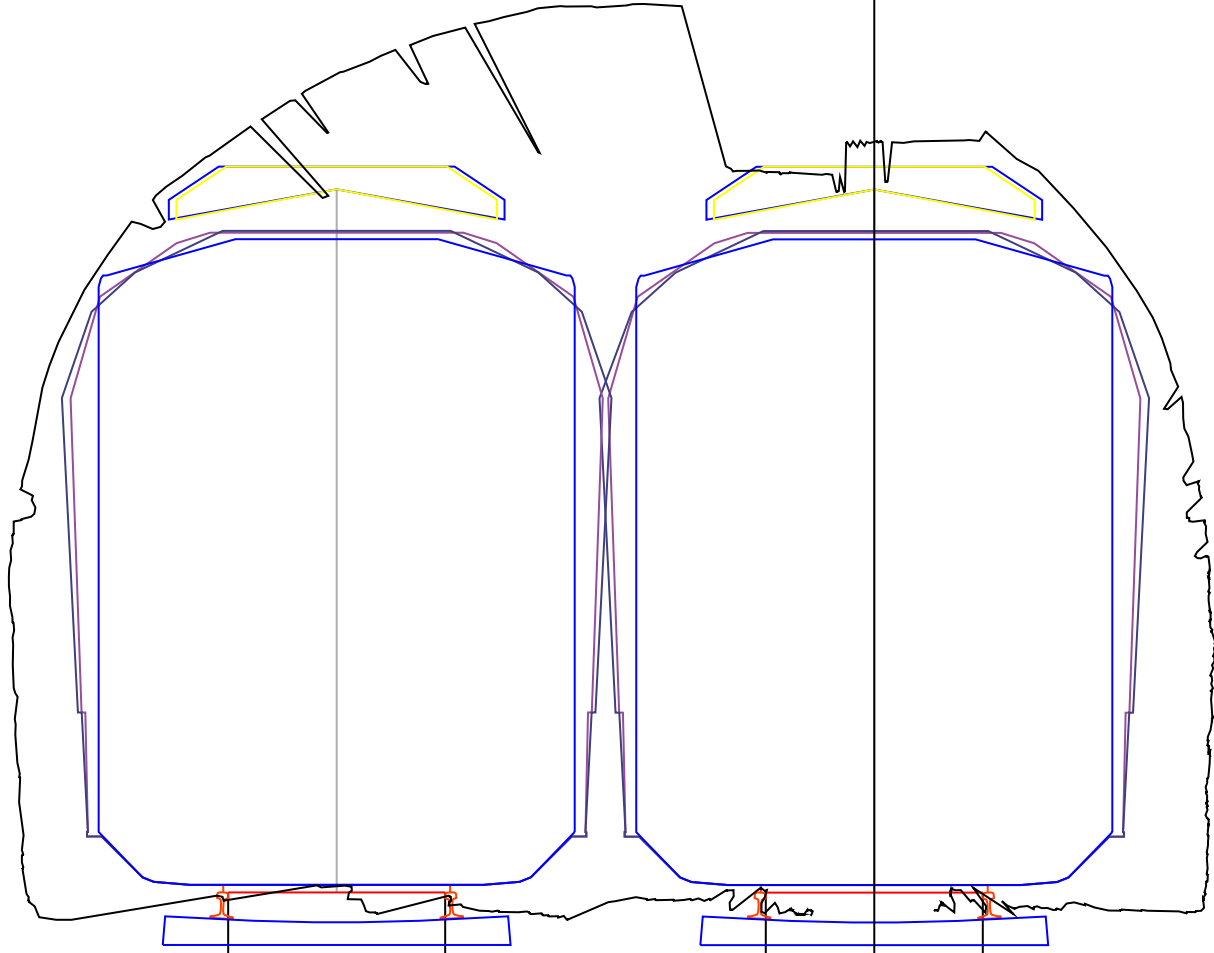
279.557
-4.27

279.557
-2.84

279.551
-0.72

279.551
0.72

PROFILO ASSE_DISPARI_MELE
 SEZIONE SO-31
 PROGRESSIVA 22888.47

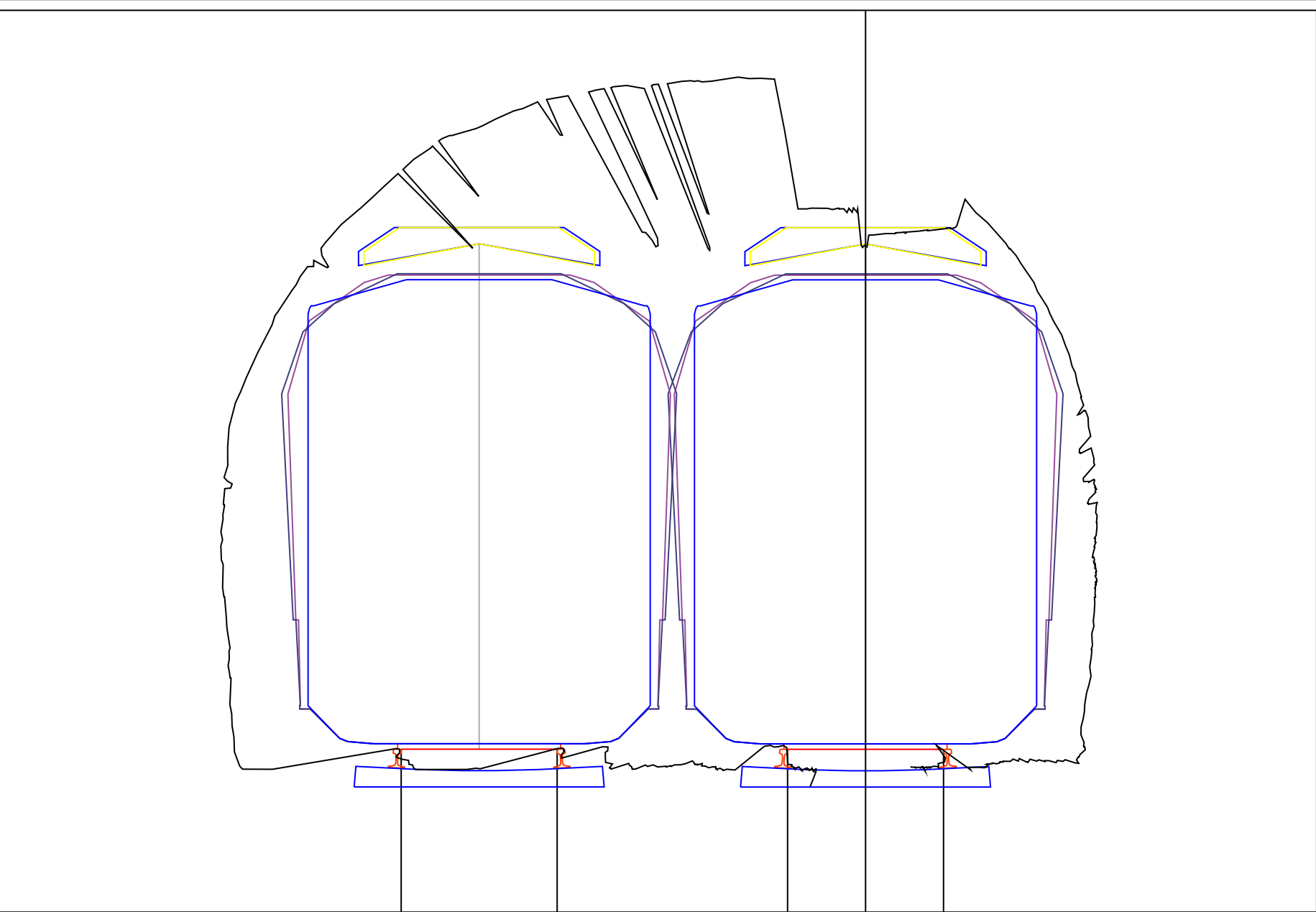


278.400
 50 50

| |
|---------------------|
| PROGRESSIVE TERRENO |
| QUOTE TERRENO |
| PROGRESSIVE PRG |
| QUOTE PRG |

| | | | |
|---------|---------|---------|---------|
| -4.27 | -2.84 | -0.72 | 0.72 |
| 279.901 | 279.901 | 279.900 | 279.900 |

| |
|---|
| PROFILO ASSE_DISPARI_MELE |
| SEZIONE U616 |
| PROGRESSIVA 22912.87 |
| <div style="text-align: right; margin-right: 10px;">278.669</div> <div style="text-align: right; margin-right: 10px;">50</div> <div style="text-align: right; margin-right: 10px;">50</div> |
| PROGRESSIVE TERRENO |
| QUOTE TERRENO |
| PROGRESSIVE PRG |
| QUOTE PRG |



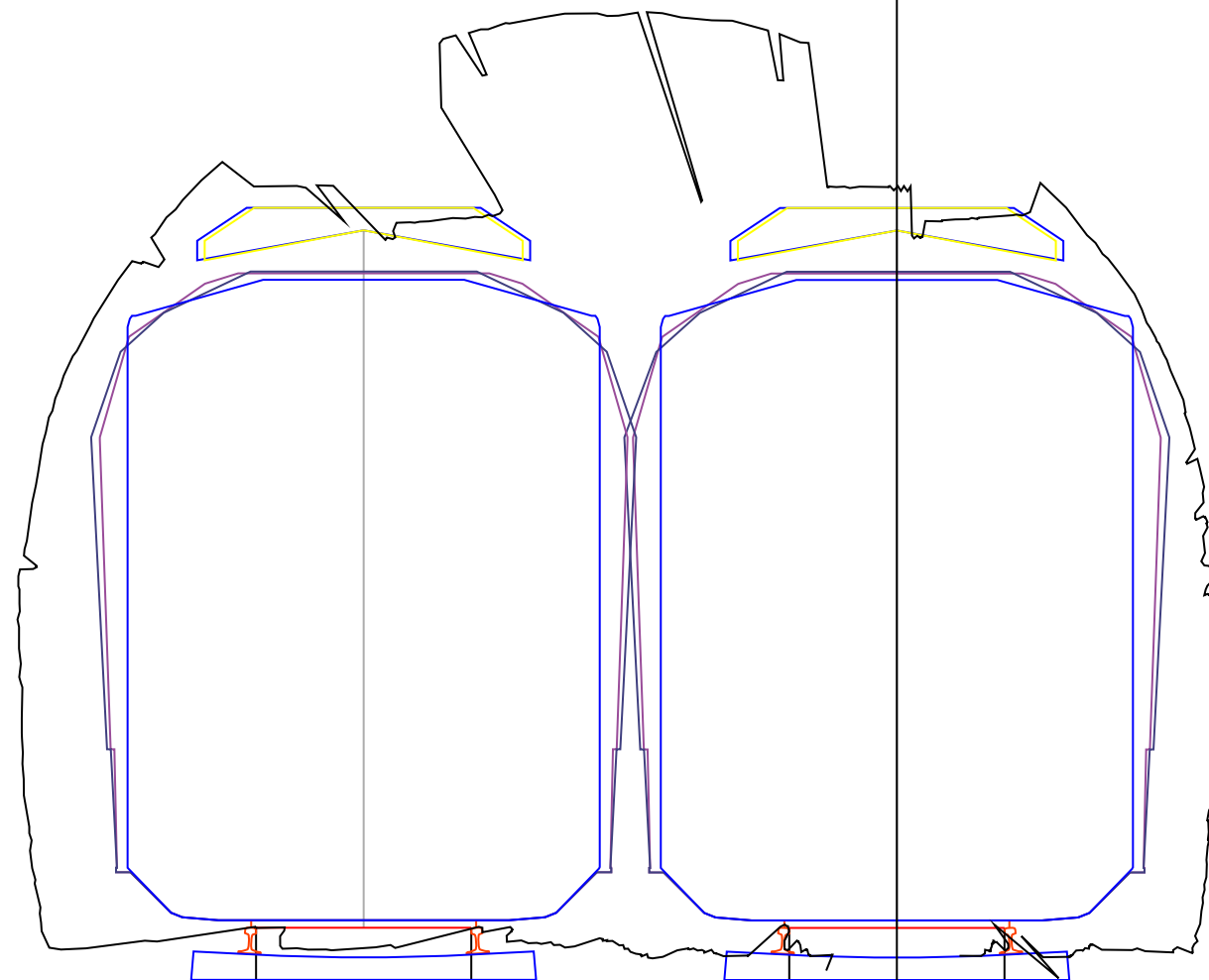
280.170 -4.27

280.170 -2.84

280.169 -0.72

280.169 0.72

| |
|---|
| PROFILO ASSE_DISPARI_MELE |
| SEZIONE U617 |
| PROGRESSIVA 22941.44 |
| <div style="text-align: right; padding-right: 10px;"> 278.983 ▼ 50 50 </div> |
| PROGRESSIVE TERRENO |
| QUOTE TERRENO |
| PROGRESSIVE PRG |
| QUOTE PRG |



280.485
-4.27

280.485
-2.84

280.484
-0.72

280.484
0.72