

S.S. 67 "Tosco Romagnola"
Lavori di adeguamento della S.S. 67 nel tratto tra la
località S.Francesco in Comune di Pelago e l'abitato di
Dicomano.

Variante di Rufina (FI) – LOTTI 2A e 2B

PROGETTO DEFINITIVO

cod. FI462

PROGETTAZIONE:
RAGGRUPPAMENTO
TEMPORANEO PROGETTISTI

MANDATARIA:

MANDANTI:



IL RESPONSABILE DELL'INTEGRAZIONE DELLE PRESTAZIONI
SPECIALISTICHE:

Ing. Riccardo Formichi – Società Pro Iter Srl
Ordine Ingegneri Provincia di Milano n. 18045

IL GEOLOGO:

Geol. Massimo Mezzanzanica – Società Pro Iter Srl
Ordine Geologi della Lombardia n. 762

IL COORDINATORE PER LA SICUREZZA IN FASE DI PROGETTAZIONE:

Ing. Massimo Mangini – Società Erre.Vi.A Srl
Ordine Ingegneri Provincia di Varese n. 1502

VISTO: IL RESP. DEL PROCEDIMENTO:

Ing. Francesco Pisani

PROTOCOLLO:

DATA:



**ASSE PRINCIPALE
PROGETTO STRADALE
ASSE PRINCIPALE PRIMO TRATTO
Sezioni trasversali**


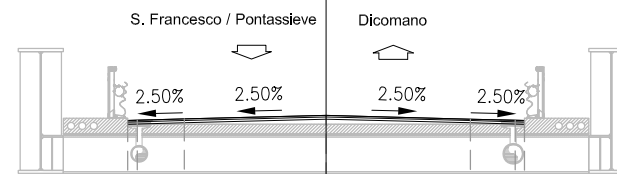
CODICE PROGETTO		NOME FILE		REVISIONE	SCALA
PROGETTO	LIV. PROG.	P01-AP01-TRA-SZ01-A.pdf			
ACNO0113	D 20	CODICE ELAB.	P01 AP01 TRA SZ01	A	1:200
D					
C					
B					
A	EMISSIONE	10/2023	Ing. Procopio	Ing. Luppi	Ing. Formichi
REV.	DESCRIZIONE	DATA	REDATTO	VERIFICATO	APPROVATO

PROFILO Rufina – Tratto 1

SEZIONE 4

PROGRESSIVA 50.00

BI BINDER m² 0.63
 U USURA m² 0.43
 im IMPERMEABILIZZAZIONE m 10.50



86

200
200


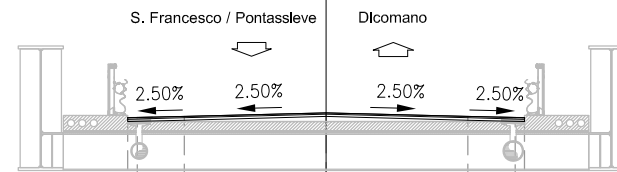
PROGRESSIVE TERRENO	-30.00	-25.00	-20.00	-15.00	-10.00	-5.00	0.00	5.00	10.00	15.00	20.00	25.00	30.00
PARZIALI TERRENO		5.00	5.00	5.00	5.00	5.00	5.00	5.00	5.00	5.00	5.00	5.00	5.00
QUOTE TERRENO	105.51	105.57	105.64	105.67	105.69	105.70	105.72	105.79	105.89	105.98	106.00	106.01	106.03
PROGRESSIVE PROGETTO						-5.00	-3.75	0.00	3.82	5.98			
PARZIALI PROGETTO						1.50	5.00.75	3.82.00	1.43				
QUOTE PROGETTO						111.38	111.41	111.50	111.41	111.39			

PROFILO Rufina – Tratto 1

SEZIONE 5

PROGRESSIVA 75.00

BI BINDER m² 0.62
 U USURA m² 0.44
 im IMPERMEABILIZZAZIONE m 10.50



86

200
200


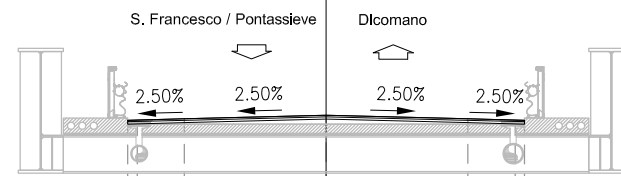
PROGRESSIVE TERRENO	-30.00	-25.00	-20.00	-15.00	-10.00	-5.00	0.00	5.00	10.00	15.00	20.00	25.00	30.00
PARZIALI TERRENO		5.00	5.00	5.00	5.00	5.00	5.00	5.00	5.00	5.00	5.00	5.00	5.00
QUOTE TERRENO	105.77	105.79	105.68	105.57	105.40	105.38	105.38	105.40	105.42	105.46	105.53	105.63	105.74
PROGRESSIVE PROGETTO						-5.00	-3.75	0.00	3.75	5.00			
PARZIALI PROGETTO						1.50	5.00.75	3.75.00	1.50				
QUOTE PROGETTO						111.50	111.53	111.63	111.53	111.50			

PROFILO Rufina – Tratto 1

SEZIONE 6

PROGRESSIVA 89.00

BI BINDER m² 0.64
 U USURA m² 0.42
 im IMPERMEABILIZZAZIONE m 10.50



85

200
200

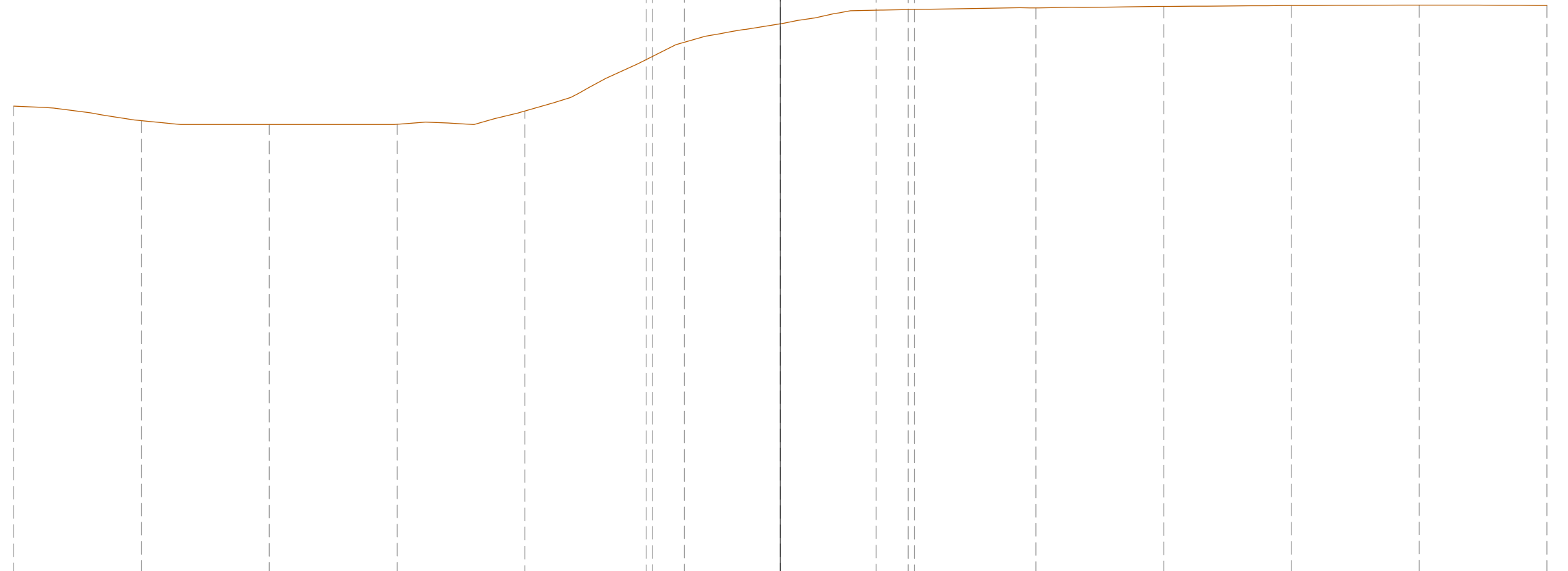
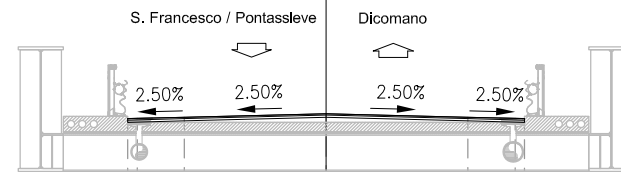
PROGRESSIVE TERRENO	-30.00	-25.00	-20.00	-15.00	-10.00	-5.00	0.00	5.00	10.00	15.00	20.00	25.00	30.00
PARZIALI TERRENO		5.00	5.00	5.00	5.00	5.00	5.00	5.00	5.00	5.00	5.00	5.00	5.00
QUOTE TERRENO	105.31	105.46	105.41	105.33	105.55	105.56	105.56	105.54	105.54	105.55	105.54	105.54	105.55
PROGRESSIVE PROGETTO						-5.00	-3.75	0.00	3.75	5.00			
PARZIALI PROGETTO						1.50	5.00.75	3.75.00	1.50				
QUOTE PROGETTO						111.57	111.60	111.70	111.60	111.57			

PROFILO Rufina – Tratto 1

SEZIONE 7

PROGRESSIVA 100.00

BI BINDER m² 0.62
 U USURA m² 0.42
 im IMPERMEABILIZZAZIONE m 10.50



83

200
200


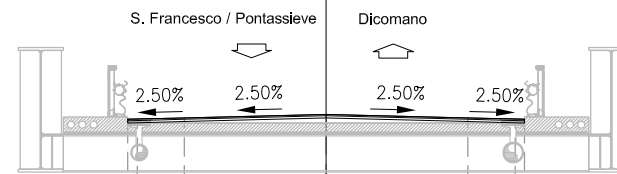
PROGRESSIVE TERRENO	-30.00	-25.00	-20.00	-15.00	-10.00	-5.00	0.00	5.00	10.00	15.00	20.00	25.00	30.00
PARZIALI TERRENO		5.00	5.00	5.00	5.00	5.00	5.00	5.00	5.00	5.00	5.00	5.00	5.00
QUOTE TERRENO	101.26	100.69	100.54	100.55	101.07	103.21	104.49	105.05	105.11	105.17	105.20	105.22	105.20
PROGRESSIVE PROGETTO						-5.00	-3.75	0.00	3.75	5.00			
PARZIALI PROGETTO						1.50	5.00.75	3.75.00	1.50				
QUOTE PROGETTO						111.63	111.66	111.75	111.66	111.62			

PROFILO Rufina – Tratto 1

SEZIONE 8

PROGRESSIVA 125.00

BI BINDER m² 0.62
 U USURA m² 0.42
 im IMPERMEABILIZZAZIONE m 10.50



81

200
200

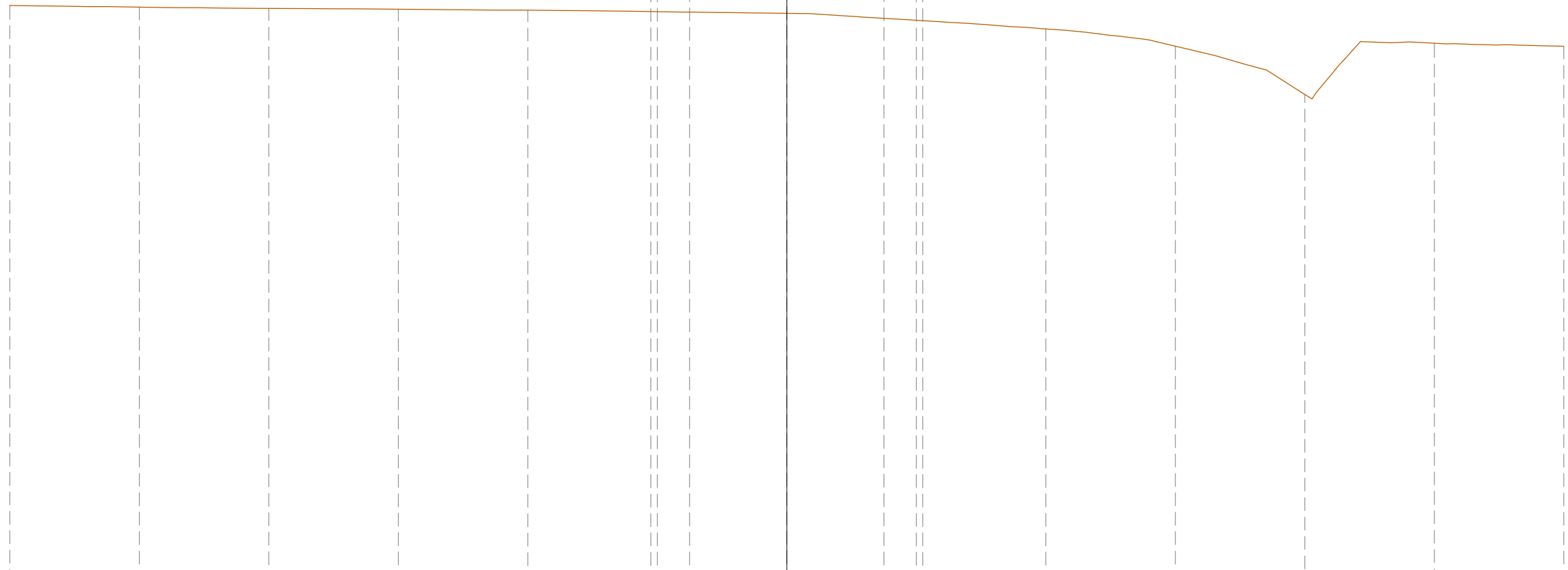
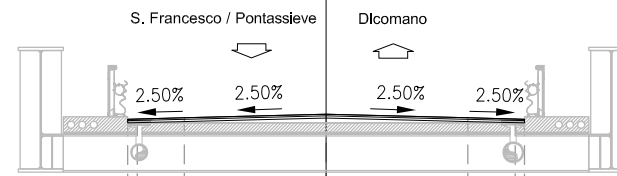
PROGRESSIVE TERRENO	-30.00	-25.00	-20.00	-15.00	-10.00	-5.00	0.00	5.00	10.00	15.00	20.00	25.00	30.00
PARZIALI TERRENO		5.00	5.00	5.00	5.00	5.00	5.00	5.00	5.00	5.00	5.00	5.00	5.00
QUOTE TERRENO	100.54	100.54	100.54	100.73	100.89	101.02	101.20	101.25	101.31	101.37	101.41	101.45	101.50
PROGRESSIVE PROGETTO						-5.00	-3.75	0.00	3.75	5.00			
PARZIALI PROGETTO						1.50	5.00.75	3.75.00	1.50				
QUOTE PROGETTO						111.75	111.78	111.88	111.78	111.75			

PROFILO Rufina – Tratto 1

SEZIONE 9

PROGRESSIVA 155.00

BI BINDER m² 0.62
 U USURA m² 0.44
 im IMPERMEABILIZZAZIONE m 10.50



83

200
200

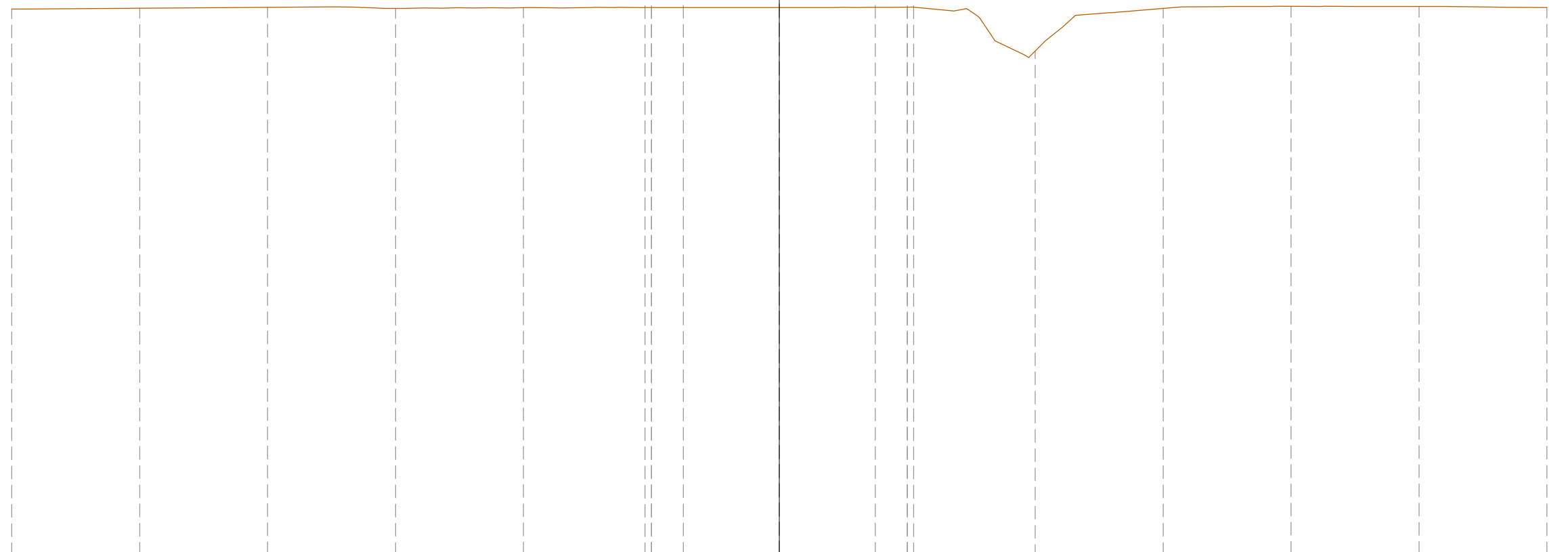
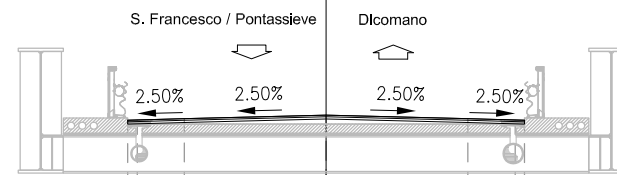
PROGRESSIVE TERRENO	-30.00	-25.00	-20.00	-15.00	-10.00	-5.00	0.00	5.00	10.00	15.00	20.00	25.00	30.00
PARZIALI TERRENO		5.00	5.00	5.00	5.00	5.00	5.00	5.00	5.00	5.00	5.00	5.00	5.00
QUOTE TERRENO	105.32	105.25	105.20	105.17	105.13	105.08	105.01	104.74	104.41	103.74	101.88	103.86	103.74
PROGRESSIVE PROGETTO						-5.00	0.00	3.75	5.99				
PARZIALI PROGETTO						1.50	5.00.75	3.75.00	1.50				
QUOTE PROGETTO						111.90	111.93	112.03	111.93	111.90			

PROFILO Rufina – Tratto 1

SEZIONE 10

PROGRESSIVA 175.00

BI BINDER m² 0.62
 U USURA m² 0.42
 im IMPERMEABILIZZAZIONE m 10.50



84

200
200


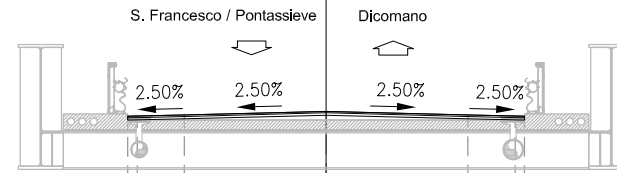
PROGRESSIVE TERRENO	-30.00	-25.00	-20.00	-15.00	-10.00	-5.00	0.00	5.00	10.00	15.00	20.00	25.00	30.00
PARZIALI TERRENO		5.00	5.00	5.00	5.00	5.00	5.00	5.00	5.00	5.00	5.00	5.00	5.00
QUOTE TERRENO	105.25	105.28	105.31	105.27	105.30	105.31	105.30	105.32	103.61	105.27	105.35	105.35	105.30
PROGRESSIVE PROGETTO						-5.00	-3.75	0.00	3.75	5.98			
PARZIALI PROGETTO						1.50	5.00	3.75	1.50				
QUOTE PROGETTO						112.00	112.03	112.13	112.03	112.00			

PROFILO Rufina – Tratto 1

SEZIONE 11

PROGRESSIVA 200.00

BI BINDER m² 0.64
 U USURA m² 0.42
 im IMPERMEABILIZZAZIONE m 10.50



85

200
200


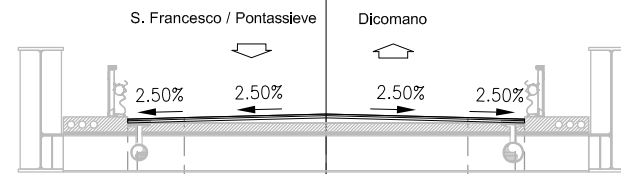
PROGRESSIVE TERRENO	-30.00	-25.00	-20.00	-15.00	-10.00	-5.00	0.00	5.00	10.00	15.00	20.00	25.00	30.00
PARZIALI TERRENO		5.00	5.00	5.00	5.00	5.00	5.00	5.00	5.00	5.00	5.00	5.00	5.00
QUOTE TERRENO	105.63	105.65	105.63	104.78	105.36	105.40	105.44	105.47	105.51	105.57	105.65	105.69	105.65
PROGRESSIVE PROGETTO						-5.00	-3.75	0.00	3.75	5.00			
PARZIALI PROGETTO						1.50	5.00.75	3.75.00	1.50				
QUOTE PROGETTO						112.13	112.16	112.25	112.16	112.12			

PROFILO Rufina – Tratto 1

SEZIONE 12

PROGRESSIVA 221.00

BI BINDER m² 0.62
 U USURA m² 0.42
 im IMPERMEABILIZZAZIONE m 10.50



86

200

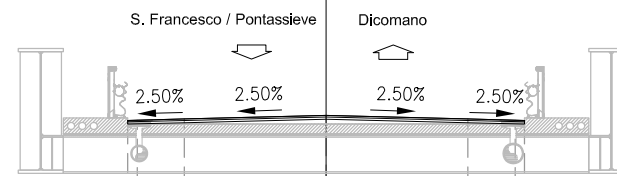
PROGRESSIVE TERRENO	-30.00	-25.00	-20.00	-15.00	-10.00	-5.00	0.00	5.00	10.00	15.00	20.00	25.00	30.00
PARZIALI TERRENO	5.00	5.00	5.00	5.00	5.00	5.00	5.00	5.00	5.00	5.00	5.00	5.00	5.00
QUOTE TERRENO	105.69	105.64	105.60	105.55	105.54	105.57	105.61	105.64	105.67	105.70	105.73	105.76	105.80
PROGRESSIVE PROGETTO						-5.00	-3.75	0.00	3.75	5.00			
PARZIALI PROGETTO						1.50	5.00	3.75	1.50				
QUOTE PROGETTO						112.23	112.26	112.36	112.26	112.23			

PROFILO Rufina – Tratto 1

SEZIONE 13

PROGRESSIVA 225.00

BI BINDER m² 0.64
 U USURA m² 0.42
 im IMPERMEABILIZZAZIONE m 10.50



86

200
200


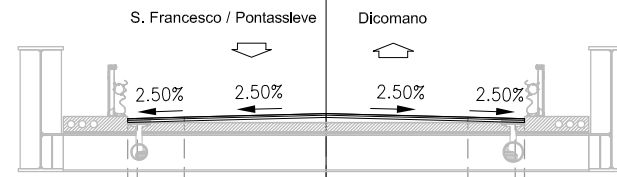
PROGRESSIVE TERRENO	-30.00	-25.00	-20.00	-15.00	-10.00	-5.00	0.00	5.00	10.00	15.00	20.00	25.00	30.00
PARZIALI TERRENO		5.00	5.00	5.00	5.00	5.00	5.00	5.00	5.00	5.00	5.00	5.00	5.00
QUOTE TERRENO	105.84	105.78	105.70	105.62	105.57	105.59	105.62	105.65	105.68	105.71	105.74	105.77	105.82
PROGRESSIVE PROGETTO						-5.00	-3.75	0.00	3.75	5.00			
PARZIALI PROGETTO						1.50	5.00	3.75	1.50				
QUOTE PROGETTO						112.25	112.28	112.38	112.28	112.25			

PROFILO Rufina – Tratto 1

SEZIONE 14

PROGRESSIVA 250.00

BI BINDER m² 0.62
 U USURA m² 0.44
 im IMPERMEABILIZZAZIONE m 10.50



86

200
200


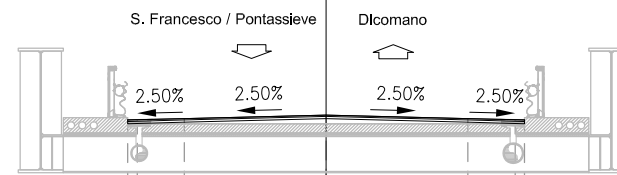
PROGRESSIVE TERRENO	-30.00	-25.00	-20.00	-15.00	-10.00	-5.00	0.00	5.00	10.00	15.00	20.00	25.00	30.00
PARZIALI TERRENO	5.00	5.00	5.00	5.00	5.00	5.00	5.00	5.00	5.00	5.00	5.00	5.00	5.00
QUOTE TERRENO	105.99	105.98	105.98	105.95	105.92	105.89	105.86	105.84	105.81	105.79	105.82	105.87	105.92
PROGRESSIVE PROGETTO						-5.00	-3.75	0.00	3.75	5.00			
PARZIALI PROGETTO						1.50	5.00	3.75	1.50				
QUOTE PROGETTO						112.38	112.41	112.50	112.41	112.39			

PROFILO Rufina – Tratto 1

SEZIONE 15

PROGRESSIVA 275.00

BI BINDER m² 0.62
 U USURA m² 0.44
 im IMPERMEABILIZZAZIONE m 10.50



86

200
200


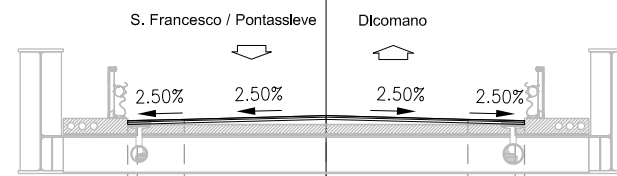
PROGRESSIVE TERRENO	-30.00	-25.00	-20.00	-15.00	-10.00	-5.00	0.00	5.00	10.00	15.00	20.00	25.00	30.00
PARZIALI TERRENO		5.00	5.00	5.00	5.00	5.00	5.00	5.00	5.00	5.00	5.00	5.00	5.00
QUOTE TERRENO	106.00	106.00	106.00	106.00	106.00	106.01	106.02	106.02	106.03	106.05	106.06	106.07	106.09
PROGRESSIVE PROGETTO						-5.00	-3.75	0.00	3.75	5.99			
PARZIALI PROGETTO						1.50	5.00.75	3.75.00	1.50				
QUOTE PROGETTO						112.50	112.53	112.63	112.53	112.50			

PROFILO Rufina – Tratto 1

SEZIONE 16

PROGRESSIVA 287.00

BI BINDER m² 0.64
 U USURA m² 0.42
 im IMPERMEABILIZZAZIONE m 10.50



86

200
200


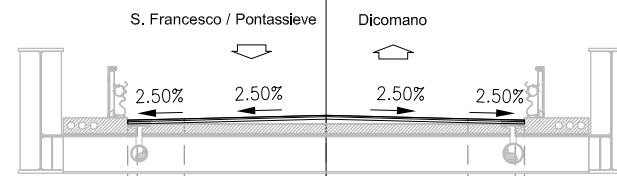
PROGRESSIVE TERRENO	-30.00	-25.00	-20.00	-15.00	-10.00	-5.00	0.00	5.00	10.00	15.00	20.00	25.00	30.00
PARZIALI TERRENO		5.00	5.00	5.00	5.00	5.00	5.00	5.00	5.00	5.00	5.00	5.00	5.00
QUOTE TERRENO	106.01	106.05	106.08	106.09	106.12	106.13	106.13	106.14	106.14	106.16	106.17	106.19	106.21
PROGRESSIVE PROGETTO						-5.00	-3.75	0.00	3.75	5.00			
PARZIALI PROGETTO						1.50	5.00.75	3.75.00	1.50				
QUOTE PROGETTO						112.56	112.59	112.69	112.59	112.56			

PROFILO Rufina – Tratto 1

SEZIONE 17

PROGRESSIVA 300.00

BI BINDER m² 0.62
 U USURA m² 0.42
 im IMPERMEABILIZZAZIONE m 10.50



86

200
200


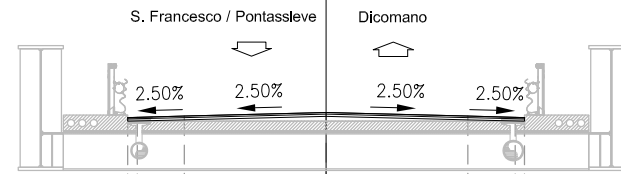
PROGRESSIVE TERRENO	-30.00	-25.00	-20.00	-15.00	-10.00	-5.00	0.00	5.00	10.00	15.00	20.00	25.00	30.00
PARZIALI TERRENO		5.00	5.00	5.00	5.00	5.00	5.00	5.00	5.00	5.00	5.00	5.00	5.00
QUOTE TERRENO	106.12	106.15	106.18	106.21	106.24	106.26	106.28	106.28	106.28	106.29	106.30	106.31	106.33
PROGRESSIVE PROGETTO						-5.00	-3.75	0.00	3.75	5.00			
PARZIALI PROGETTO						1.50	5.00	3.75	1.50				
QUOTE PROGETTO						112.63	112.66	112.75	112.66	112.62			

PROFILO Rufina – Tratto 1

SEZIONE 18

PROGRESSIVA 325.00

BI BINDER m² 0.62
 U USURA m² 0.42
 im IMPERMEABILIZZAZIONE m 10.50



86

200
200

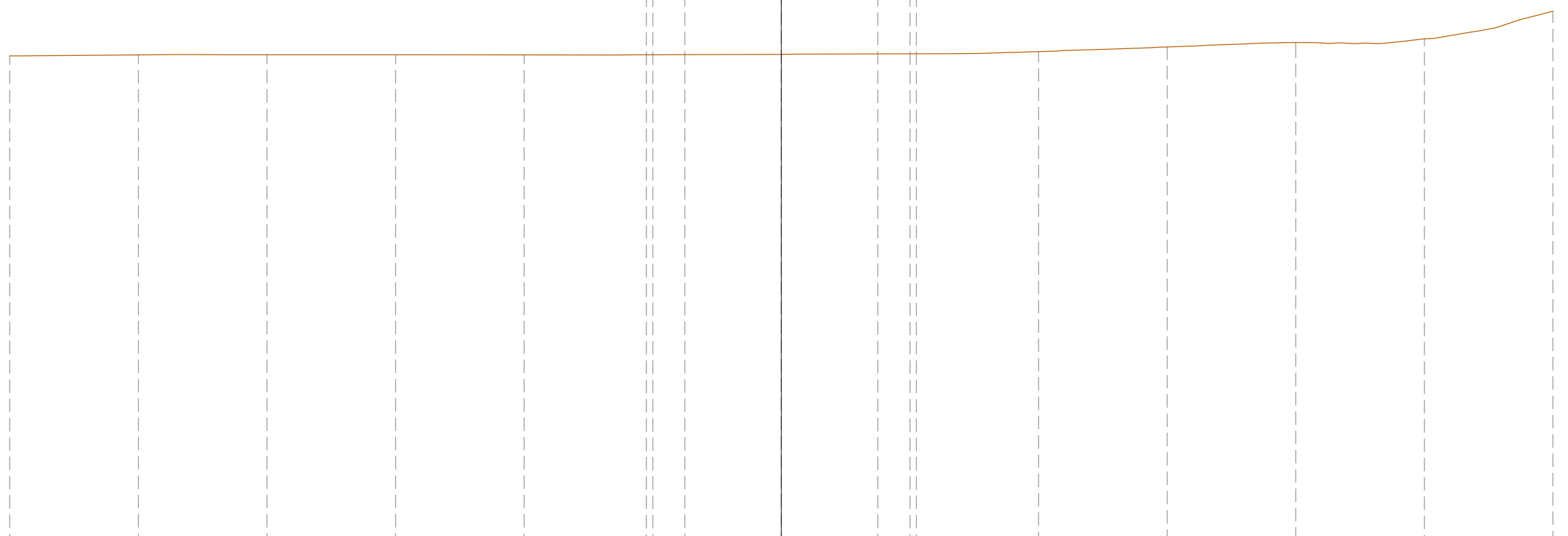
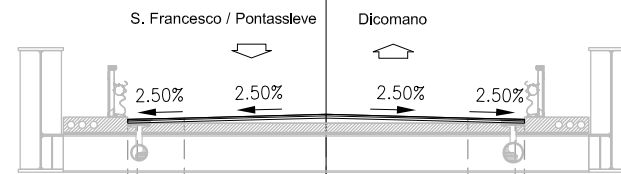
PROGRESSIVE TERRENO	-30.00	-25.00	-20.00	-15.00	-10.00	-5.00	0.00	5.00	10.00	15.00	20.00	25.00	30.00
PARZIALI TERRENO		5.00	5.00	5.00	5.00	5.00	5.00	5.00	5.00	5.00	5.00	5.00	5.00
QUOTE TERRENO	106.38	106.40	106.42	106.44	106.46	106.49	106.52	106.53	106.54	106.56	106.59	106.62	106.66
PROGRESSIVE PROGETTO						-5.00	-3.75	0.00	3.75	5.00			
PARZIALI PROGETTO						1.50	5.00	3.75	1.50				
QUOTE PROGETTO						112.75	112.78	112.88	112.78	112.75			

PROFILO Rufina – Tratto 1

SEZIONE 19

PROGRESSIVA 350.00

BI BINDER m² 0.60
 U USURA m² 0.44
 im IMPERMEABILIZZAZIONE m 10.50



88

200
200

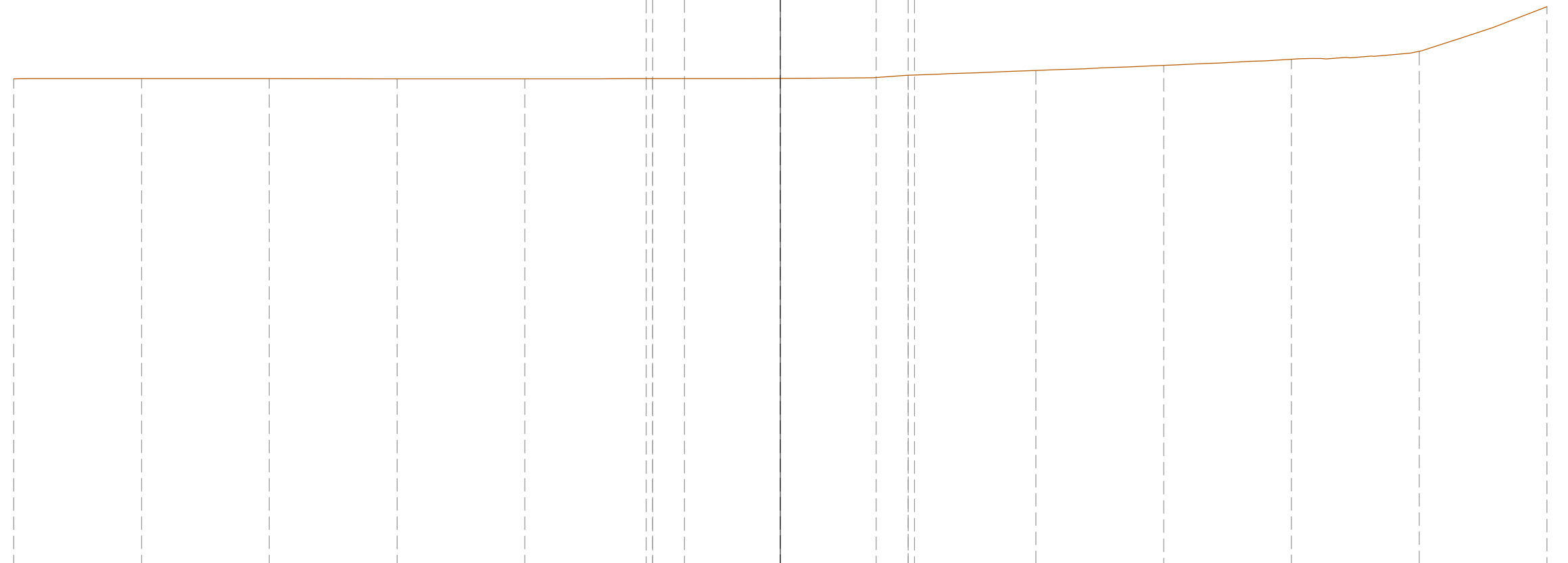
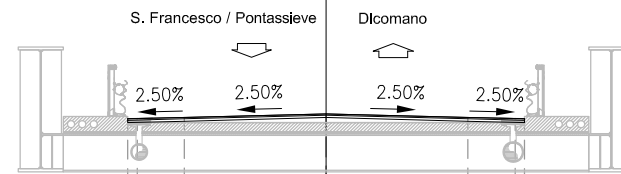
PROGRESSIVE TERRENO	-30.00	-25.00	-20.00	-15.00	-10.00	-5.00	0.00	5.00	10.00	15.00	20.00	25.00	30.00
PARZIALI TERRENO		5.00	5.00	5.00	5.00	5.00	5.00	5.00	5.00	5.00	5.00	5.00	5.00
QUOTE TERRENO	106.90	106.94	106.94	106.94	106.94	106.94	106.96	106.98	107.07	107.25	107.42	107.56	108.64
PROGRESSIVE PROGETTO						-5.00	-3.75	0.00	3.75	5.00			
PARZIALI PROGETTO						1.50	5.00	3.75	1.50				
QUOTE PROGETTO						112.88	112.91	113.00	112.91	112.89			

PROFILO Rufina – Tratto 1

SEZIONE 20

PROGRESSIVA 353.00

BI BINDER m² 0.64
 U USURA m² 0.42
 im IMPERMEABILIZZAZIONE m 10.50



88

200
200

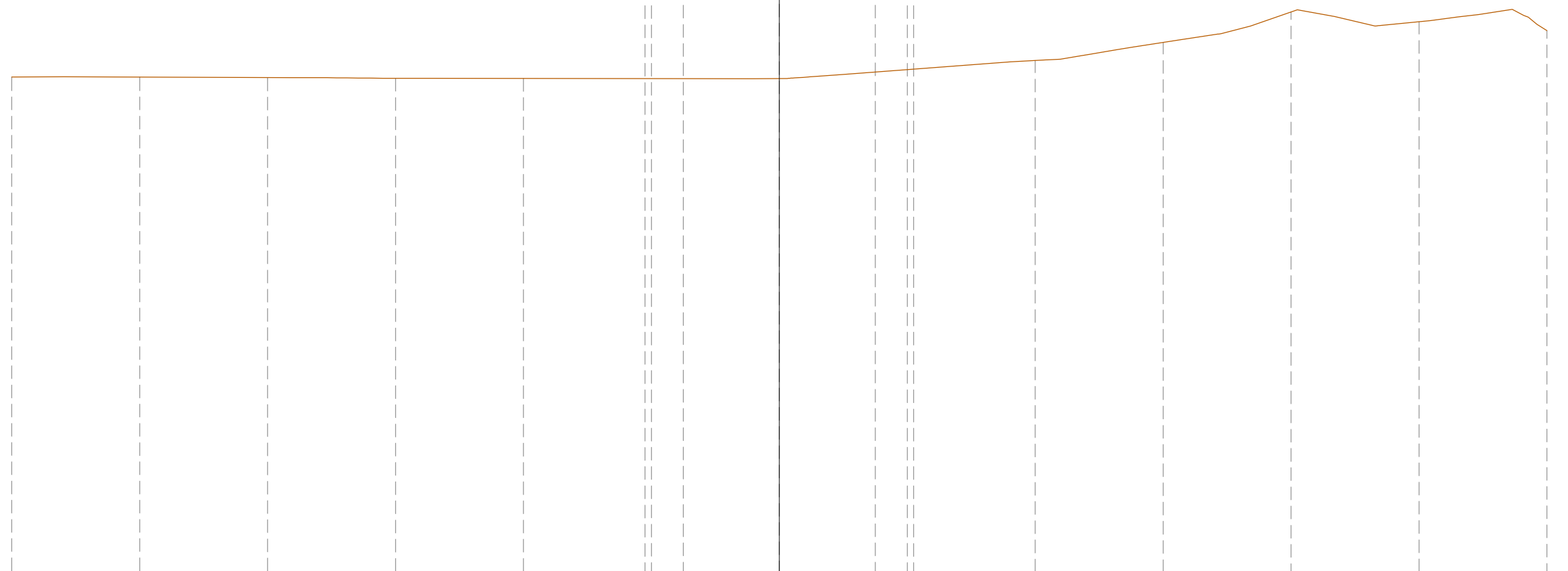
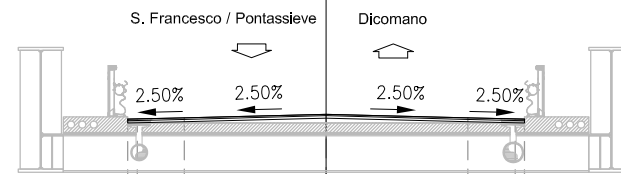
PROGRESSIVE TERRENO	-30.00	-25.00	-20.00	-15.00	-10.00	-5.00	0.00	5.00	10.00	15.00	20.00	25.00	30.00
PARZIALI TERRENO		5.00	5.00	5.00	5.00	5.00	5.00	5.00	5.00	5.00	5.00	5.00	5.00
QUOTE TERRENO	106.99	107.00	107.00	107.00	107.00	107.00	107.01	107.14	107.32	107.52	107.76	108.07	109.81
PROGRESSIVE PROGETTO						-5.00	-3.75	0.00	3.75	5.00			
PARZIALI PROGETTO						1.50	5.00	3.75	1.50				
QUOTE PROGETTO						112.89	112.92	113.02	112.92	112.88			

PROFILO Rufina – Tratto 1

SEZIONE 21

PROGRESSIVA 361.35

BI BINDER m² 0.64
 U USURA m² 0.42
 im IMPERMEABILIZZAZIONE m 10.50



88

200
200


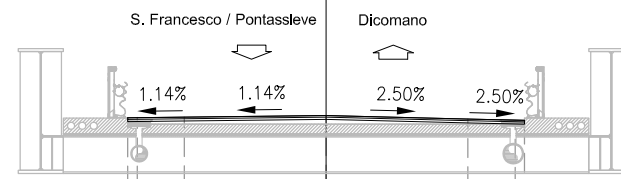
PROGRESSIVE TERRENO	-30.00	-25.00	-20.00	-15.00	-10.00	-5.00	0.00	5.00	10.00	15.00	20.00	25.00	30.00
PARZIALI TERRENO	5.00	5.00	5.00	5.00	5.00	5.00	5.00	5.00	5.00	5.00	5.00	5.00	5.00
QUOTE TERRENO	107.31	107.30	107.28	107.26	107.25	107.25	107.25	107.59	107.95	108.66	109.85	109.47	109.12
PROGRESSIVE PROGETTO						-5.00	-3.75	0.00	3.75	5.00			
PARZIALI PROGETTO						1.50	5.00	3.75	1.50				
QUOTE PROGETTO						112.93	112.96	113.06	112.96	112.93			

PROFILO Rufina – Tratto 1

SEZIONE 22

PROGRESSIVA 375.00

BI BINDER m² 0.62
 U USURA m² 0.42
 im IMPERMEABILIZZAZIONE m 10.50



89

200
200


PROGRESSIVE TERRENO	-30.00	-25.00	-20.00	-15.00	-10.00	-5.00	0.00	5.00	10.00	15.00	20.00	25.00	30.00
PARZIALI TERRENO		5.00	5.00	5.00	5.00	5.00	5.00	5.00	5.00	5.00	5.00	5.00	5.00
QUOTE TERRENO	107.86	107.85	107.82	107.83	107.92	108.13	109.15	110.38	110.25	109.80	107.96	107.67	107.50
PROGRESSIVE PROGETTO						-5.00	-3.75	0.00	3.75	5.99			
PARZIALI PROGETTO						1.50	5.00.75	3.75.00	1.50				
QUOTE PROGETTO						113.07	113.08	113.13	113.03	113.00			

PROFILO Rufina - Tratto 1

SEZIONE 23

PROGRESSIVA 400.00

BI BINDER m² 0.64
 U USURA m² 0.42
 im IMPERMEABILIZZAZIONE m 10.50



90

200
200

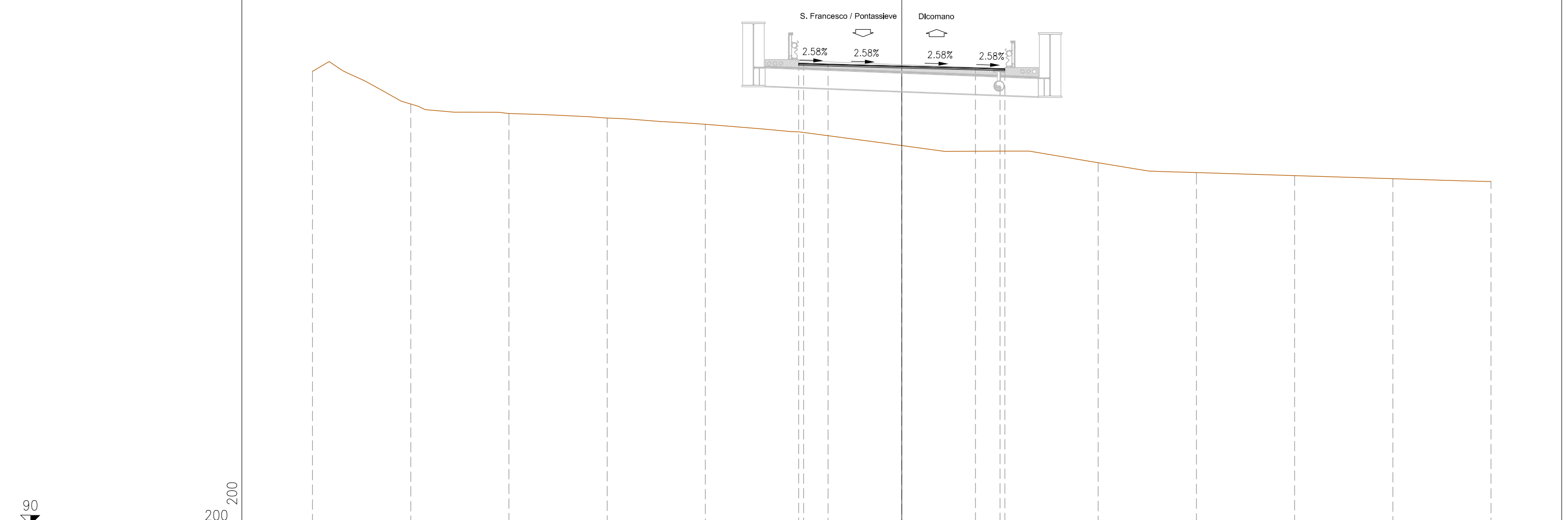
PROGRESSIVE TERRENO	-30.00	-25.00	-20.00	-15.00	-10.00	-5.00	0.00	5.00	10.00	15.00	20.00	25.00	30.00
PARZIALI TERRENO		5.00	5.00	5.00	5.00	5.00	5.00	5.00	5.00	5.00	5.00	5.00	5.00
QUOTE TERRENO	111.21	112.02	111.57	111.43	110.36	109.60	109.05	108.56	108.05	107.87	107.73	107.58	107.43
PROGRESSIVE PROGETTO						-5.00	-3.75	0.00	3.75	5.99			
PARZIALI PROGETTO						1.50	5.00.75	3.75.00	1.50				
QUOTE PROGETTO						113.32	113.30	113.25	113.16	113.12			

PROFILO Rufina – Tratto 1

SEZIONE 24

PROGRESSIVA 419.00

BI BINDER m² 0.62
 U USURA m² 0.43
 im IMPERMEABILIZZAZIONE m 10.50



90

200
200

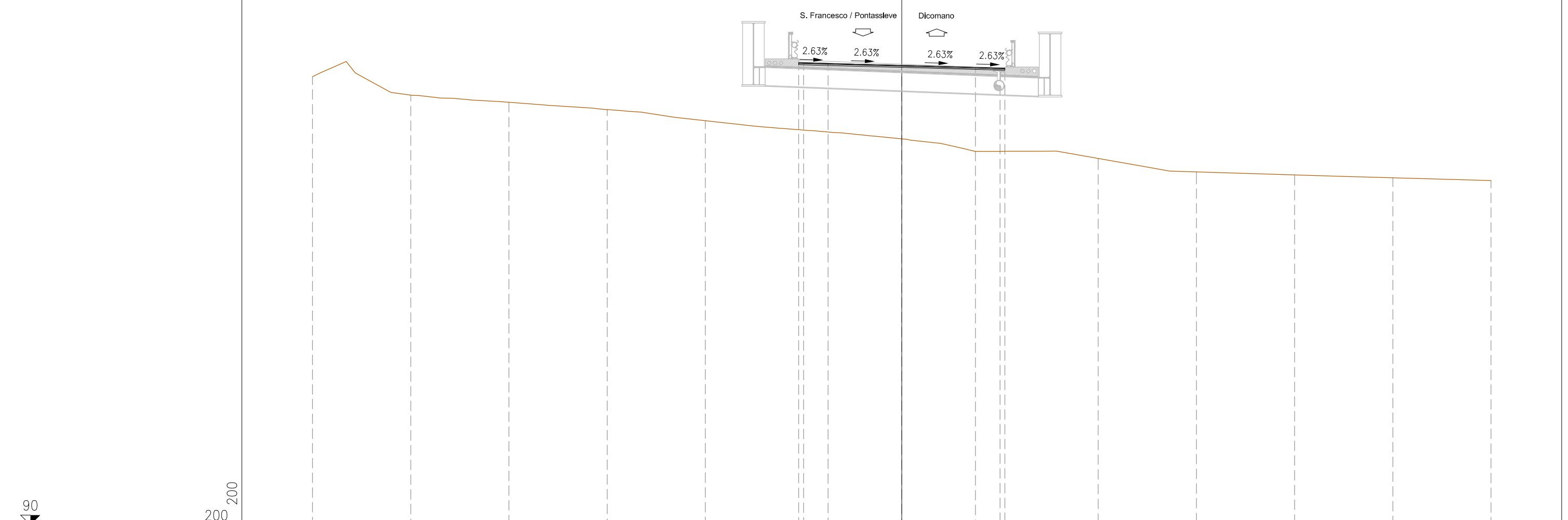
PROGRESSIVE TERRENO	-30.00	-25.00	-20.00	-15.00	-10.00	-5.00	0.00	5.00	10.00	15.00	20.00	25.00	30.00
PARZIALI TERRENO		5.00	5.00	5.00	5.00	5.00	5.00	5.00	5.00	5.00	5.00	5.00	5.00
QUOTE TERRENO	113.08	111.41	110.93	110.70	110.38	109.97	109.30	109.02	108.43	107.92	107.77	107.61	107.47
PROGRESSIVE PROGETTO						-5.00	-3.75	0.00	3.75	5.00			
PARZIALI PROGETTO						1.50	5.00	3.75	1.50				
QUOTE PROGETTO						113.48	113.44	113.35	113.25	113.21			

PROFILO Rufina – Tratto 1

SEZIONE 25

PROGRESSIVA 425.00

BI BINDER m² 0.63
 U USURA m² 0.42
 im IMPERMEABILIZZAZIONE m 10.50



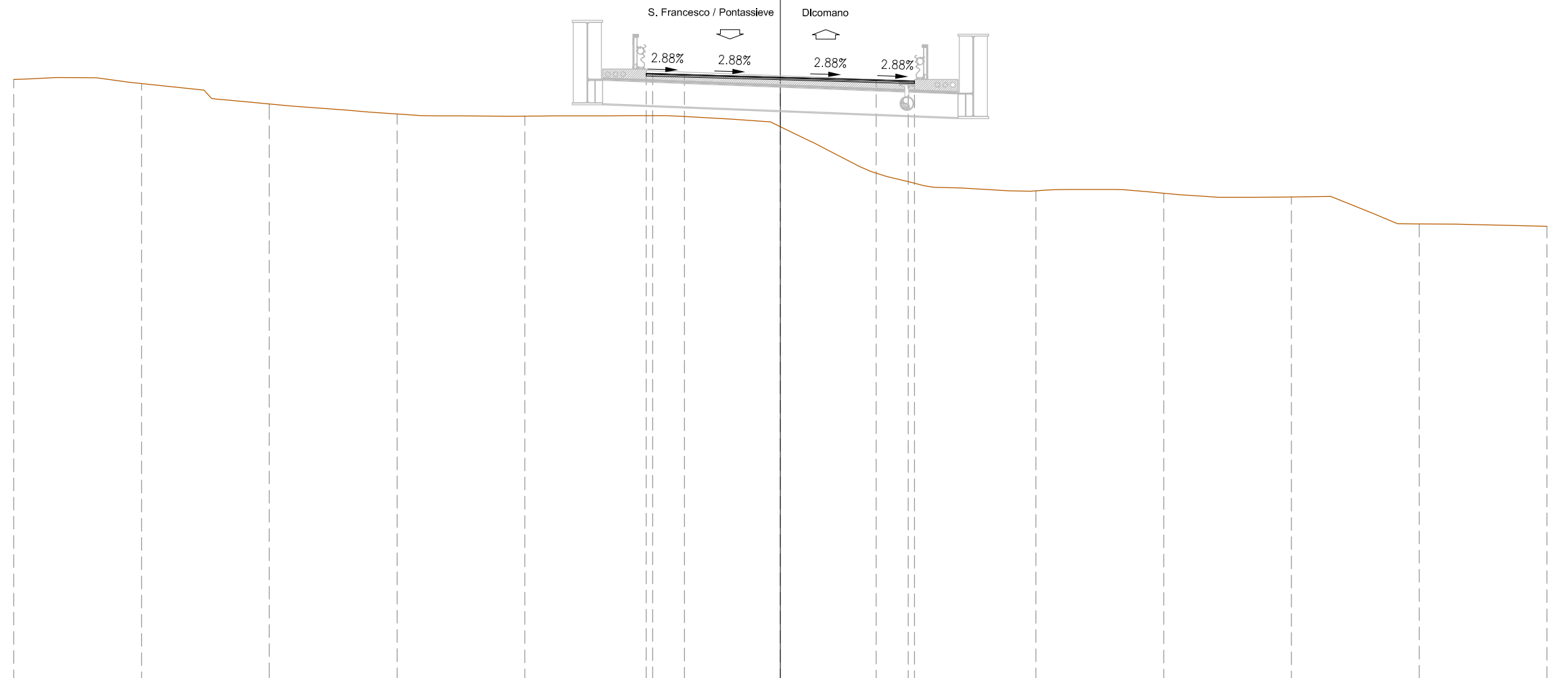
PROGRESSIVE TERRENO	-30.00	-25.00	-20.00	-15.00	-10.00	-5.00	0.00	5.00	10.00	15.00	20.00	25.00	30.00
PARZIALI TERRENO	5.00	5.00	5.00	5.00	5.00	5.00	5.00	5.00	5.00	5.00	5.00	5.00	5.00
QUOTE TERRENO	112.80	111.86	111.50	111.13	110.56	110.09	109.64	109.00	108.65	107.96	107.81	107.66	107.52
PROGRESSIVE PROGETTO						-5.00	0.00	3.75	5.99				
PARZIALI PROGETTO						1.50	5.00	3.75	1.50				
QUOTE PROGETTO						113.51	113.48	113.38	113.28	113.24			

PROFILO Rufina – Tratto 1

SEZIONE 26

PROGRESSIVA 450.00

BI BINDER m² 0.62
 U USURA m² 0.42
 im IMPERMEABILIZZAZIONE m 10.50



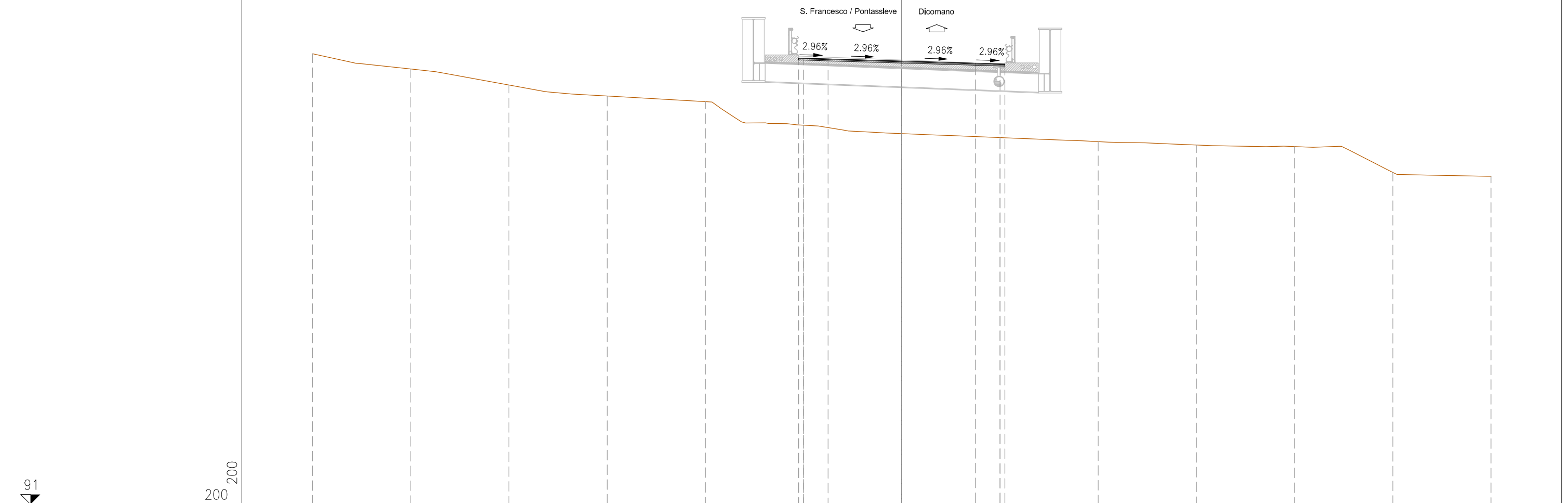
PROGRESSIVE TERRENO	-30.00	-25.00	-20.00	-15.00	-10.00	-5.00	0.00	5.00	10.00	15.00	20.00	25.00	30.00
PARZIALI TERRENO		5.00	5.00	5.00	5.00	5.00	5.00	5.00	5.00	5.00	5.00	5.00	5.00
QUOTE TERRENO	113.42	113.25	112.46	112.07	111.98	112.00	111.57	109.42	109.06	108.96	108.82	107.77	107.67
PROGRESSIVE PROGETTO						-5.00	0.00	3.75	5.99				
PARZIALI PROGETTO						1.50	5.00	3.75	1.50				
QUOTE PROGETTO						113.65	113.61	113.50	113.39	113.36			

PROFILO Rufina – Tratto 1

SEZIONE 27

PROGRESSIVA 457.95

BI BINDER m² 0.63
 U USURA m² 0.42
 im IMPERMEABILIZZAZIONE m 10.50



91

200

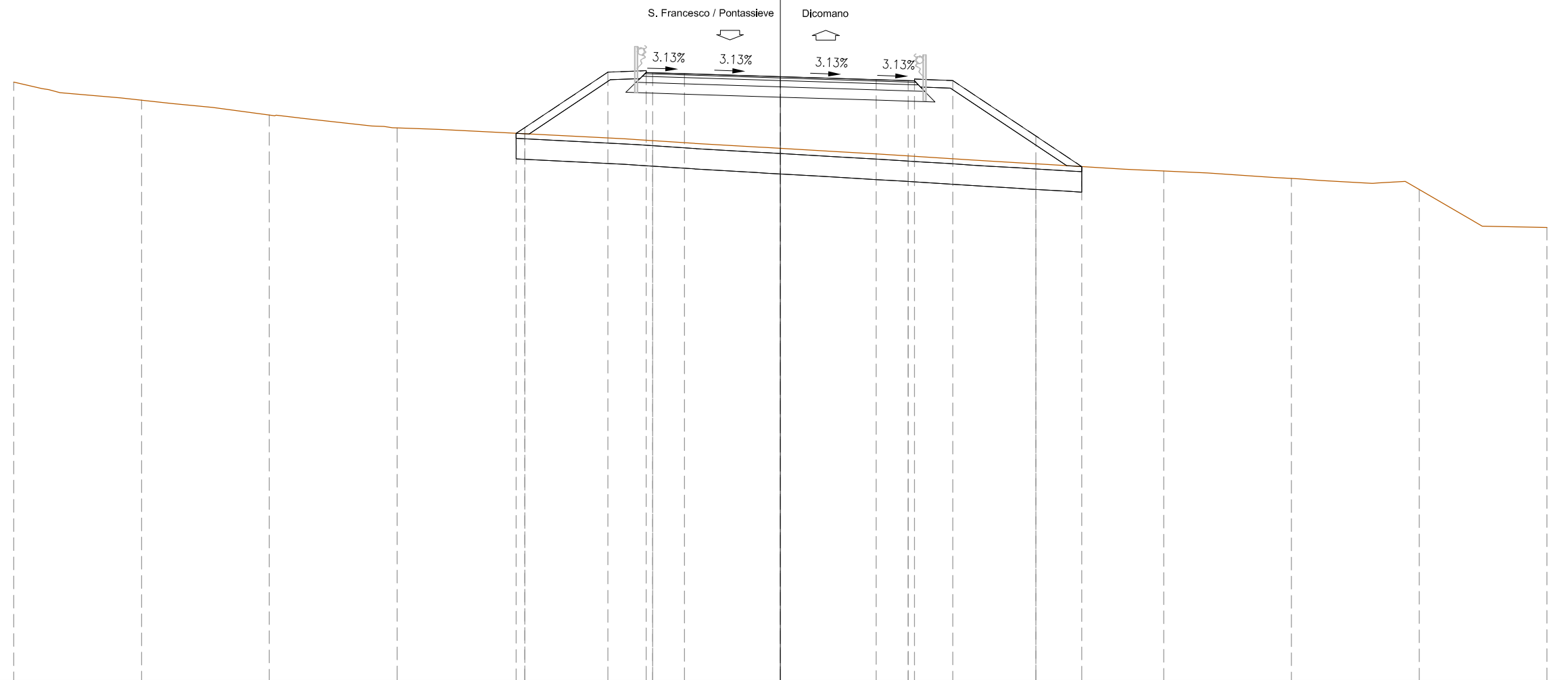
PROGRESSIVE TERRENO	-30.00	-25.00	-20.00	-15.00	-10.00	-5.00	0.00	5.00	10.00	15.00	20.00	25.00	30.00
PARZIALI TERRENO		5.00	5.00	5.00	5.00	5.00	5.00	5.00	5.00	5.00	5.00	5.00	5.00
QUOTE TERRENO	113.91	113.14	112.32	111.76	111.48	110.28	109.85	109.65	109.44	109.27	109.20	107.88	107.68
PROGRESSIVE PROGETTO						-5.00	0.00	3.75	5.00				
PARZIALI PROGETTO						1.50	5.00	3.75	1.50				
QUOTE PROGETTO						113.69	113.65	113.54	113.43	113.38			

PROFILO Rufina - Tratto 1

SEZIONE 28

PROGRESSIVA 475.00

BA BASE	m ²	2.77
BI BINDER	m ²	1.07
BO BONIFICA	m ²	17.73
MG MISTO GRANULARE	m ²	4.69
RI RILEVATO	m ²	37.48
SV SCAVO	m ²	22.39
U USURA	m ²	0.53
VG VEGETALE	m ²	3.83
e SEMINA	m	13.38
g GEOTESSUTO	m	22.15
sc SCOTICO	m	22.15



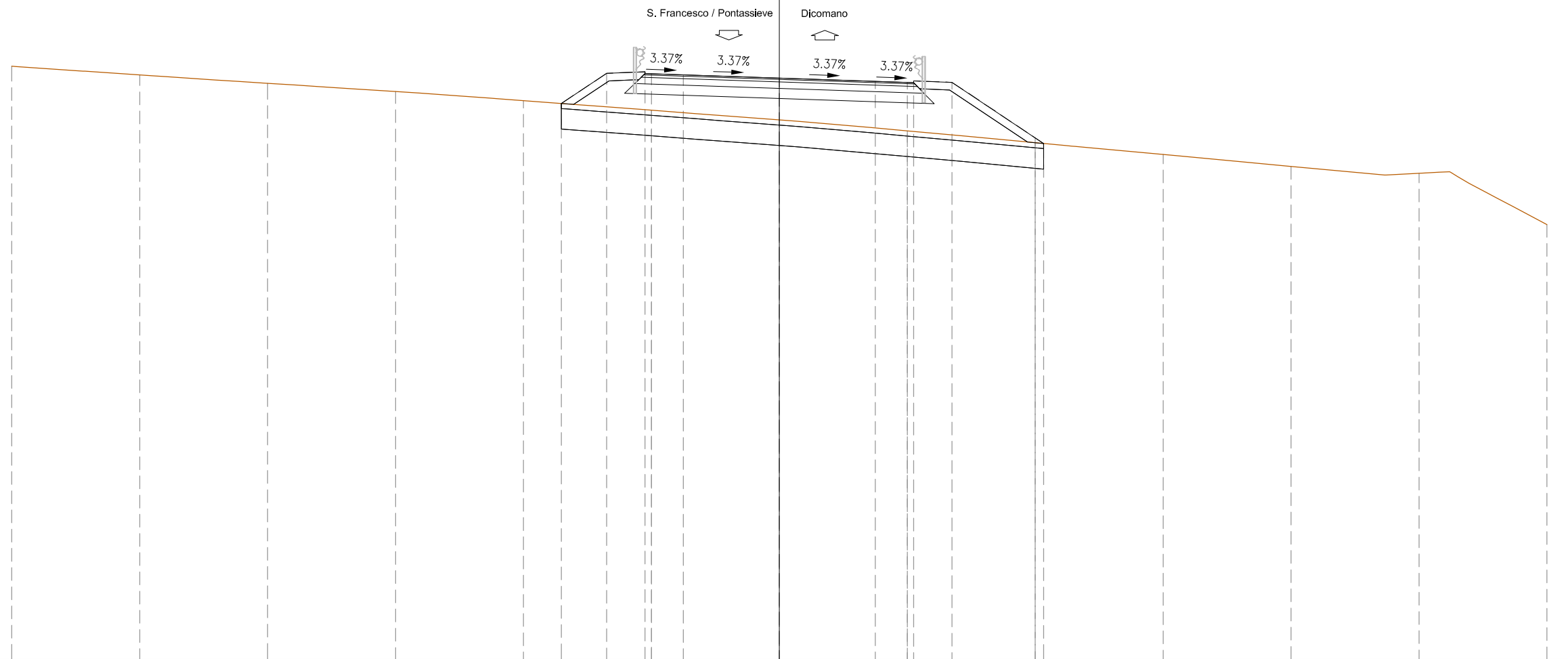
PROGRESSIVE TERRENO	-30.00	-25.00	-20.00	-15.00	-10.00	-5.00	0.00	5.00	10.00	15.00	20.00	25.00	30.00			
PARZIALI TERRENO		5.00	5.00	5.00	5.00	5.00	5.00	5.00	5.00	5.00	5.00	5.00	5.00			
QUOTE TERRENO	113.41	112.71	112.12	111.62	111.39	111.12	110.82	110.52	110.21	109.93	109.65	109.21	107.72			
PROGRESSIVE PROGETTO					-10.00	-6.75	-5.00	-3.75	0.00	3.75	5.99	6.75	10.00	11.80		
PARZIALI PROGETTO						3.59	5.00	1.50	1.50	5.00	7.50	3.75	1.50	1.50	5.00	5.05
QUOTE PROGETTO					111.41	113.80	113.96	113.74	113.62	113.51	113.46	113.47	111.30	110.11		

PROFILO Rufina - Tratto 1

SEZIONE 29

PROGRESSIVA 500.00

BA BASE	m ²	2.81
BI BINDER	m ²	1.02
BO BONIFICA	m ²	15.08
MG MISTO GRANULARE	m ²	4.64
RI RILEVATO	m ²	15.62
SV SCAVO	m ²	19.52
U USURA	m ²	0.57
VG VEGETALE	m ²	2.59
e SEMINA	m	9.43
g GEOTESSUTO	m	18.92
sc SCOTICO	m	18.92



91

200
200

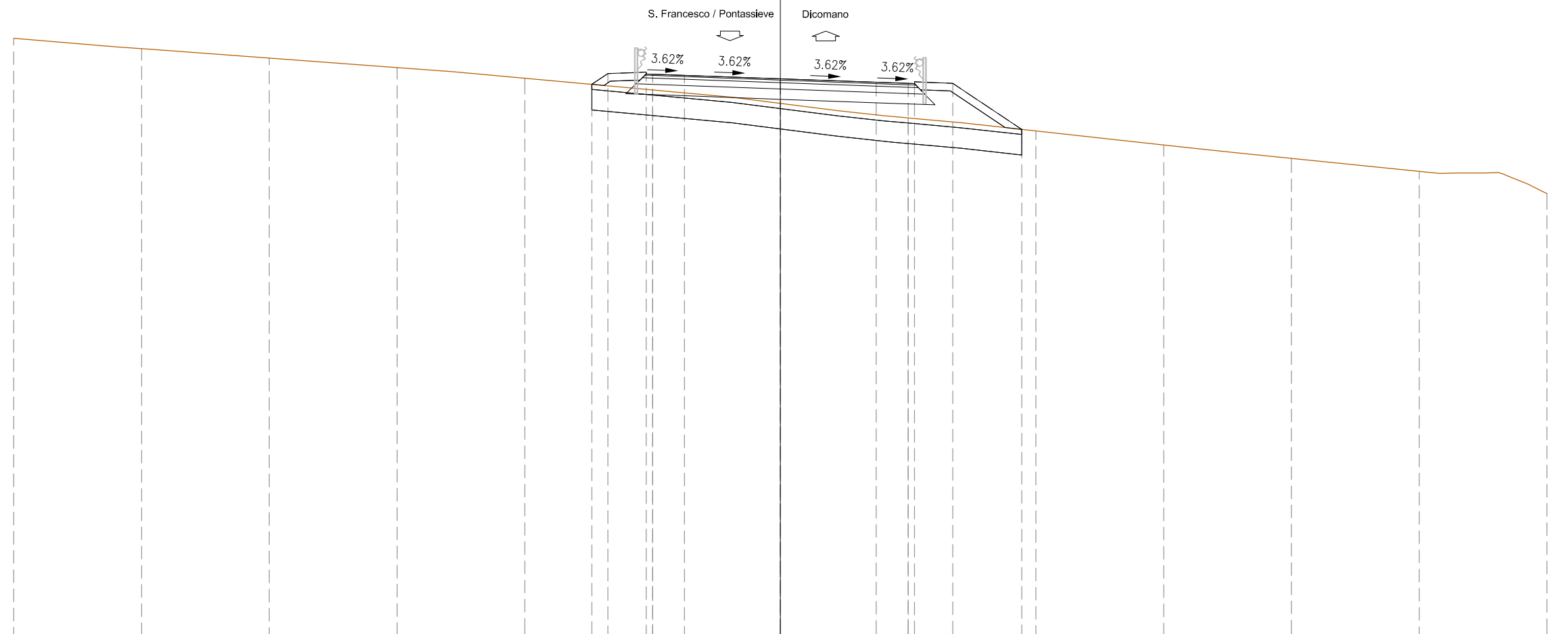
PROGRESSIVE TERRENO	-30.00	-25.00	-20.00	-15.00	-10.00	-5.00	0.00	5.00	10.00	15.00	20.00	25.00	30.00	
PARZIALI TERRENO		5.00	5.00	5.00	5.00	5.00	5.00	5.00	5.00	5.00	5.00	5.00	5.00	
QUOTE TERRENO	114.17	113.83	113.50	113.18	112.82	112.45	112.07	111.64	111.18	110.72	110.25	109.98	107.98	
PROGRESSIVE PROGETTO						-8.52	-6.75	-5.00	-3.75	0.00	3.75	5.99	6.75	10.99
PARZIALI PROGETTO						1.77	1.50	1.50	5.00	3.75	1.50	1.50	5.00	3.58
QUOTE PROGETTO						112.71	113.89	113.95	113.83	113.70	113.58	113.53	113.54	111.37

PROFILO Rufina - Tratto 1

SEZIONE 30

PROGRESSIVA 525.00

BA BASE	m ²	2.76
BI BINDER	m ²	1.06
BO BONIFICA	m ²	13.45
MG MISTO GRANULARE	m ²	4.68
RI RILEVATO	m ²	5.04
SV SCAVO	m ²	17.57
U USURA	m ²	0.53
VG VEGETALE	m ²	1.86
cp COMPATTAZIONE	m	4.27
e SEMINA	m	6.99
g GEOTESSUTO	m	16.91
sc SCOTICO	m	16.91



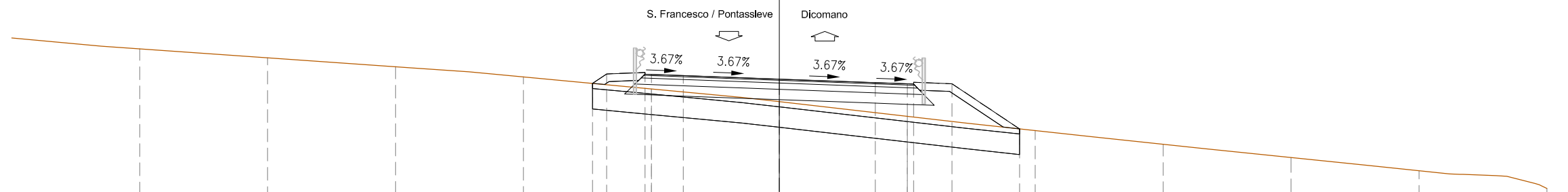
PROGRESSIVE TERRENO	-30.00	-25.00	-20.00	-15.00	-10.00	-5.00	0.00	5.00	10.00	15.00	20.00	25.00	30.00	
PARZIALI TERRENO		5.00	5.00	5.00	5.00	5.00	5.00	5.00	5.00	5.00	5.00	5.00	5.00	
QUOTE TERRENO	115.31	114.90	114.53	114.16	113.74	113.29	112.76	112.19	111.68	111.13	110.61	110.10	109.23	
PROGRESSIVE PROGETTO						-7.37	-6.75	-5.00	-3.75	0.00	3.75	5.99	6.75	9.45
PARZIALI PROGETTO						0.62	1.50	1.50	5.00.75	3.75.00	1.50	1.50	2.70	
QUOTE PROGETTO						113.50	113.92	113.98	113.86	113.72	113.58	113.53	113.54	111.74

PROFILO Rufina - Tratto 1

SEZIONE 31

PROGRESSIVA 530.10

BA BASE	m ²	2.76
BI BINDER	m ²	1.07
BO BONIFICA	m ²	13.36
MG MISTO GRANULARE	m ²	4.67
RI RILEVATO	m ²	4.25
SV SCAVO	m ²	17.89
U USURA	m ²	0.52
VG VEGETALE	m ²	1.80
cp COMPATTAZIONE	m	5.00
e SEMINA	m	6.83
g GEOTESSUTO	m	16.79
sc SCOTICO	m	16.79



92

200
200

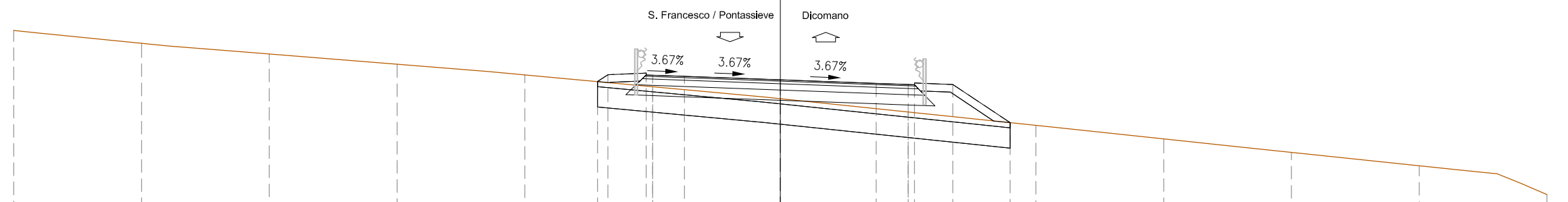
PROGRESSIVE TERRENO	-25.00	-20.00	-15.00	-10.00	-5.00	0.00	5.00	10.00	15.00	20.00	25.00	30.00	
PARZIALI TERRENO		5.00	5.00	5.00	5.00	5.00	5.00	5.00	5.00	5.00	5.00	5.00	
QUOTE TERRENO	114.90	114.55	114.20	113.80	113.33	112.84	112.26	111.71	111.17	110.66	110.14	109.45	
PROGRESSIVE PROGETTO					-7.30	-6.75	-5.00	-3.75	0.00	3.75	5.99	6.75	9.39
PARZIALI PROGETTO					0.55	1.50	1.50	5.00	3.75	1.50	1.50	2.64	
QUOTE PROGETTO					113.55	113.92	113.98	113.85	113.72	113.58	113.52	113.53	111.78

PROFILO Rufina – Tratto 1

SEZIONE 32

PROGRESSIVA 550.00

BA BASE	m ²	2.76
BI BINDER	m ²	1.08
BO BONIFICA	m ²	12.90
MG MISTO GRANULARE	m ²	4.71
RI RILEVATO	m ²	2.51
SV SCAVO	m ²	17.91
U USURA	m ²	0.52
VG VEGETALE	m ²	1.63
cp COMPATTAZIONE	m	6.97
e SEMINA	m	6.17
g GEOTESSUTO	m	16.22
sc SCOTICO	m	16.22



92

200
200

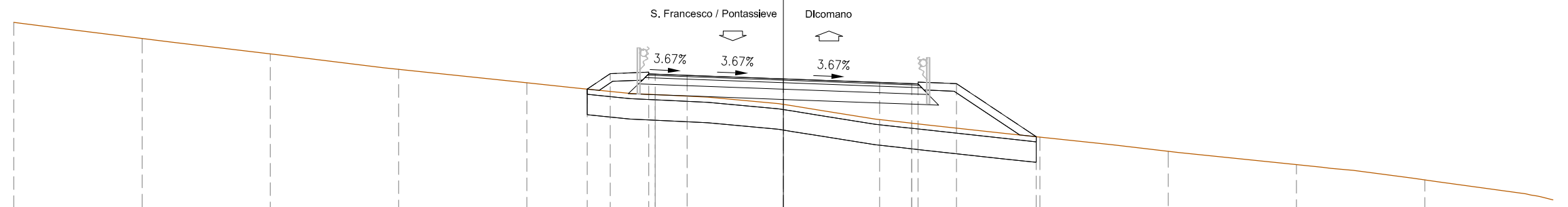
PROGRESSIVE TERRENO	-30.00	-25.00	-20.00	-15.00	-10.00	-5.00	0.00	5.00	10.00	15.00	20.00	25.00	30.00	
PARZIALI TERRENO		5.00	5.00	5.00	5.00	5.00	5.00	5.00	5.00	5.00	5.00	5.00	5.00	
QUOTE TERRENO	115.60	115.11	114.69	114.29	113.87	113.41	112.94	112.41	111.89	111.36	110.83	110.31	109.18	
PROGRESSIVE PROGETTO						-7.15	-6.75	-5.00	-3.75	0.00	3.75	5.99	6.75	8.99
PARZIALI PROGETTO						0.40	1.50	1.50	5.00.75	3.75.00	1.50	1.50	2.24	
QUOTE PROGETTO						113.61	113.88	113.86	113.81	113.67	113.54	113.48	113.49	112.00

PROFILO Rufina - Tratto 1

SEZIONE 33

PROGRESSIVA 575.00

BA BASE	m ²	2.76
BI BINDER	m ²	1.09
BO BONIFICA	m ²	14.01
MG MISTO GRANULARE	m ²	4.66
RI RILEVATO	m ²	6.92
SV SCAVO	m ²	18.92
U USURA	m ²	0.52
VG VEGETALE	m ²	2.10
e SEMINA	m	7.82
g GEOTESSUTO	m	17.63
sc SCOTICO	m	17.63



92

200
200

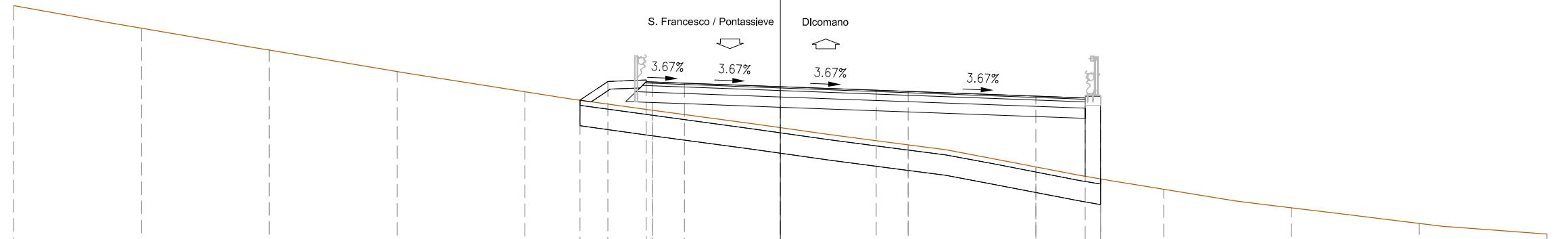
PROGRESSIVE TERRENO	-30.00	-25.00	-20.00	-15.00	-10.00	-5.00	0.00	5.00	10.00	15.00	20.00	25.00		
PARZIALI TERRENO		5.00	5.00	5.00	5.00	5.00	5.00	5.00	5.00	5.00	5.00	5.00		
QUOTE TERRENO	115.77	115.14	114.54	113.94	113.41	112.95	112.57	111.84	111.30	110.74	110.23	109.63		
PROGRESSIVE PROGETTO						-7.65	-6.75	-5.65	-3.75	0.00	3.75	5.99	6.75	9.86
PARZIALI PROGETTO						0.90	1.50	1.50	5.00	3.75	1.50	1.50	3.11	
QUOTE PROGETTO						113.17	113.77	113.98	113.70	113.57	113.43	113.39	113.38	111.31

PROFILO Rufina – Tratto 1

SEZIONE 34

PROGRESSIVA 600.00

BA BASE	m ²	4.36
BI BINDER	m ²	1.78
BO BONIFICA	m ²	16.32
MG MISTO GRANULARE	m ²	7.06
RI RILEVATO	m ²	21.13
SV SCAVO	m ²	22.51
U USURA	m ²	0.86
VG VEGETALE	m ²	0.75
e SEMINA	m	2.82
g GEOTESSUTO	m	20.62
sc SCOTICO	m	20.62



92

200
200

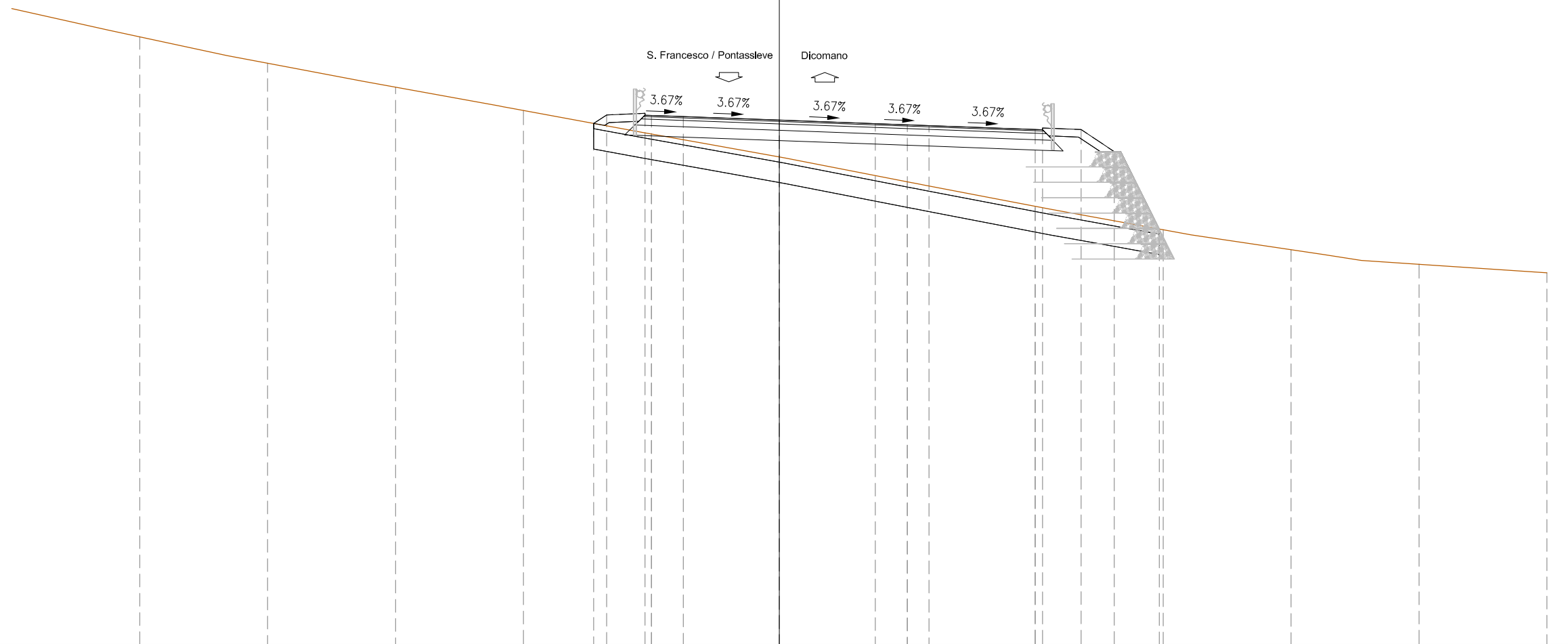
PROGRESSIVE TERRENO	-30.00	-25.00	-20.00	-15.00	-10.00	-5.00	0.00	5.00	10.00	15.00	20.00	25.00	30.00			
PARZIALI TERRENO		5.00	5.00	5.00	5.00	5.00	5.00	5.00	5.00	5.00	5.00	5.00	5.00			
QUOTE TERRENO	116.63	115.75	114.90	114.06	113.27	112.55	111.87	111.19	110.33	109.46	108.73	108.13	107.70			
PROGRESSIVE PROGETTO						-7.85	-6.75	-5.00	-3.75	0.00	3.75	5.00	10.00	11.93	12.53	12.53
PARZIALI PROGETTO						1.10	1.50	1.50	5.00	3.75	5.00	5.00	5.00	0.60	0.60	
QUOTE PROGETTO						112.94	113.67	113.68	113.60	113.47	113.33	113.28	113.10	113.03	113.10	109.86

PROFILO Rufina - Tratto 1

SEZIONE 35

PROGRESSIVA 625.00

BA BASE	m ²	4.01
BI BINDER	m ²	1.51
BO BONIFICA	m ²	17.69
MG MISTO GRANULARE	m ²	6.73
RI RILEVATO	m ²	27.06
SV SCAVO	m ²	49.03
U USURA	m ²	0.76
VG VEGETALE	m ²	1.31
e SEMINA	m	5.16
g GEOTESSUTO	m	22.48
sc SCOTICO	m	22.48
ta TERRA ARMATA	m	3.05



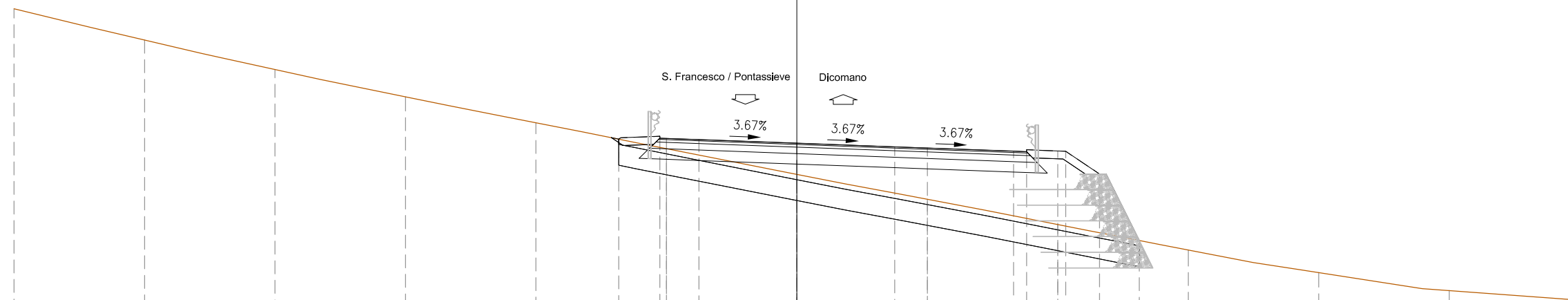
PROGRESSIVE TERRENO	-25.00	-20.00	-15.00	-10.00	-5.00	0.00	5.00	10.00	15.00	20.00	25.00	30.00
PARZIALI TERRENO		5.00	5.00	5.00	5.00	5.00	5.00	5.00	5.00	5.00	5.00	5.00
QUOTE TERRENO	116.73	115.70	114.77	113.85	112.93	112.04	111.07	110.11	109.20	108.41	107.85	107.52
PROGRESSIVE PROGETTO					-7.25	-5.00	3.75	10.99	14.85			
PARZIALI PROGETTO					0.50	1.50	5.00	5.00	1.50	1.30	1.76	
QUOTE PROGETTO					113.35	113.68	113.76	113.62	113.48	113.34	113.30	113.27

PROFILO Rufina - Tratto 1

SEZIONE 36

PROGRESSIVA 642.60

BA BASE	m ²	3.65
BI BINDER	m ²	1.43
BO BONIFICA	m ²	15.95
MG MISTO GRANULARE	m ²	6.08
RI RILEVATO	m ²	18.32
SV SCAVO	m ²	0.90
U USURA	m ²	0.71
VG VEGETALE	m ²	1.25
cp COMPATTAZIONE	m	3.58
e SEMINA	m	4.65
g GEOTESSUTO	m	20.32
sc SCOTICO	m	20.32
ta TERRA ARMATA	m	2.56



93

200
200

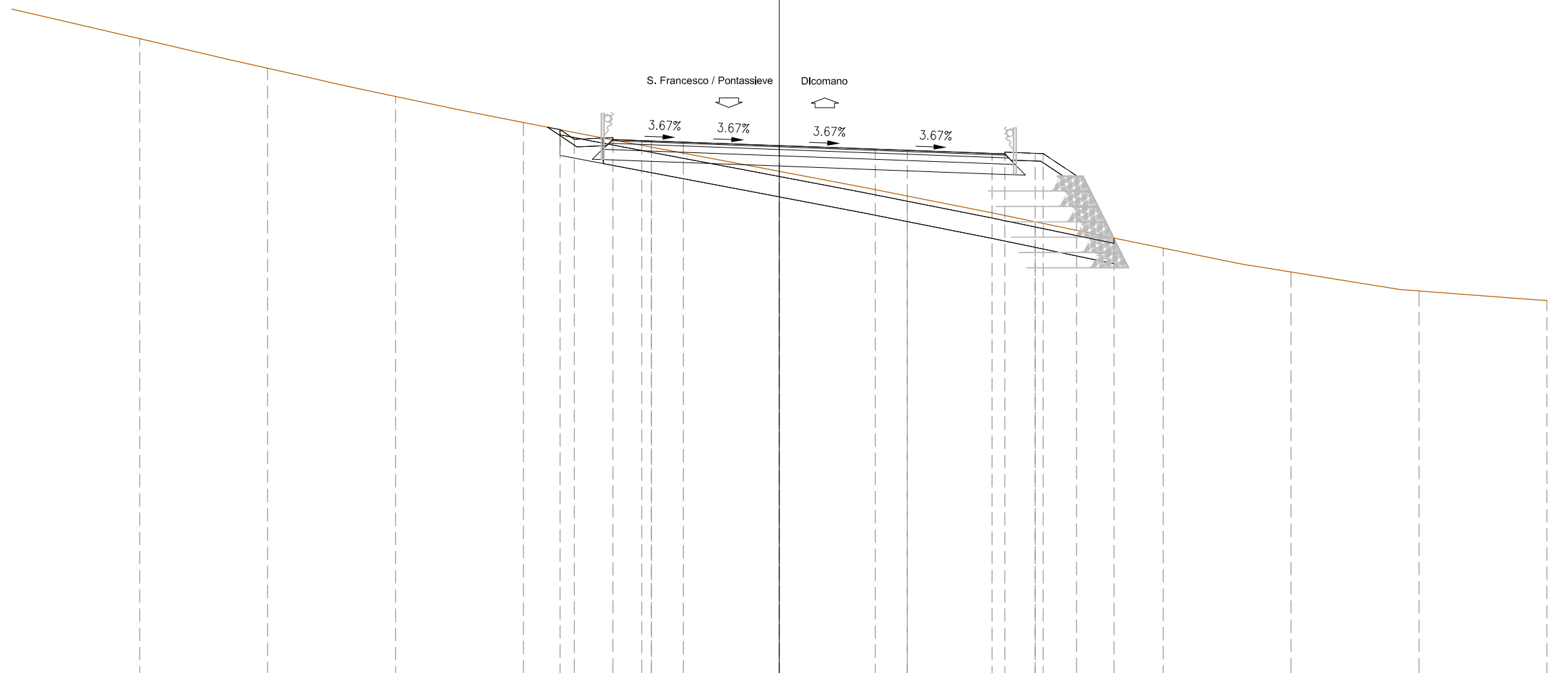
PROGRESSIVE TERRENO	-30.00	-25.00	-20.00	-15.00	-10.00	-5.00	0.00	5.00	10.00	15.00	20.00	25.00				
PARZIALI TERRENO		5.00	5.00	5.00	5.00	5.00	5.00	5.00	5.00	5.00	5.00	5.00				
QUOTE TERRENO	118.70	117.51	116.39	115.34	114.35	113.36	112.37	111.42	110.45	109.48	108.61	107.93				
PROGRESSIVE PROGETTO						-6.82	-5.00	-3.75	0.00	3.75	5.00	8.30	8.80	10.90	11.60	13.12
PARZIALI PROGETTO						1.57	1.50	5.00.75	3.75.00	4.55	5.00	0.50	1.50	1.30	1.52	
QUOTE PROGETTO						113.72	113.98	113.70	113.57	113.43	113.38	113.26	113.24	113.26	112.39	109.84

PROFILO Rufina - Tratto 1

SEZIONE 37

PROGRESSIVA 650.00

BA BASE	m ²	3.97
BI BINDER	m ²	1.62
BO BONIFICA	m ²	15.95
MG MISTO GRANULARE	m ²	6.57
RI RILEVATO	m ²	15.84
SV SCAVO	m ²	0.80
U USURA	m ²	0.78
VG VEGETALE	m ²	1.40
cp COMPATTAZIONE	m	5.97
e SEMINA	m	5.23
sc SCOTICO	m	20.35
ta TERRA ARMATA	m	2.41



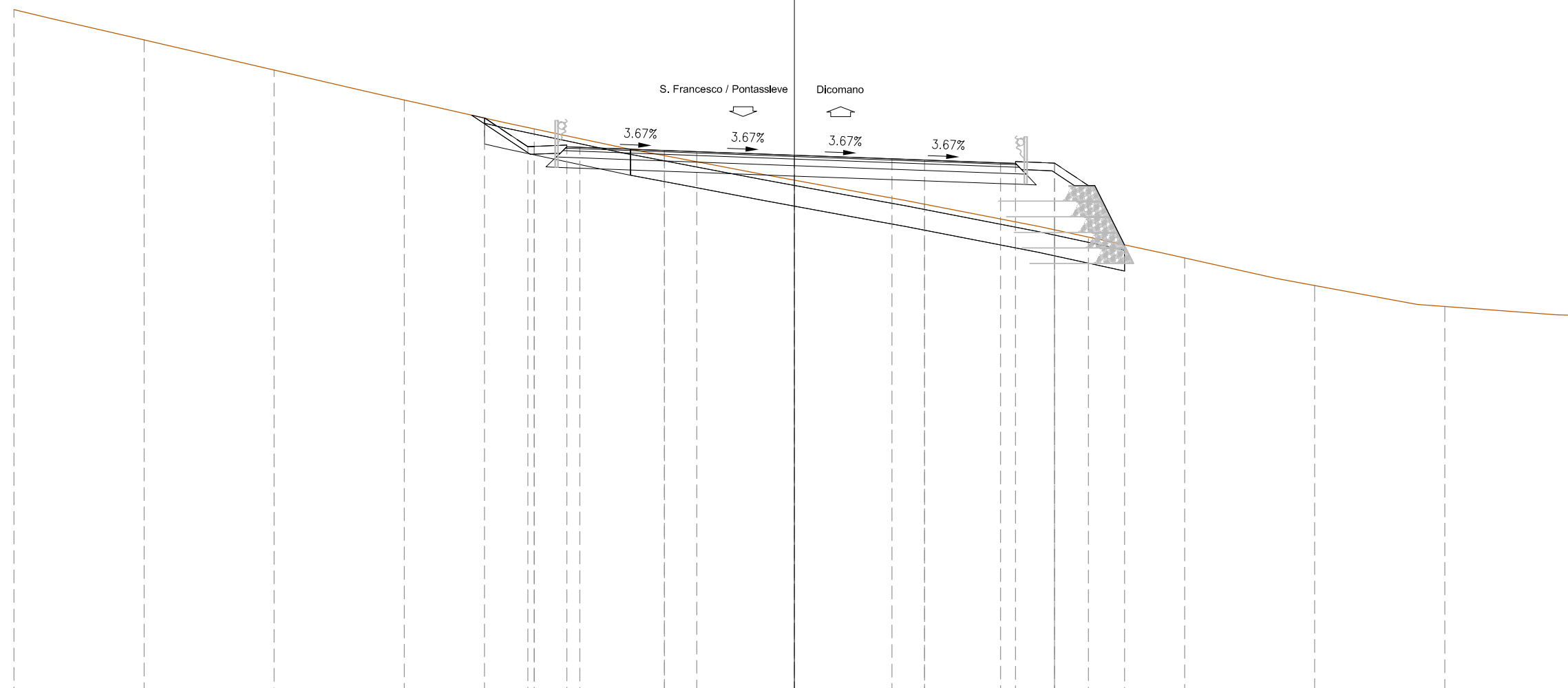
PROGRESSIVE TERRENO	-25.00	-20.00	-15.00	-10.00	-5.00	0.00	5.00	10.00	15.00	20.00	25.00	30.00						
PARZIALI TERRENO		5.00	5.00	5.00	5.00	5.00	5.00	5.00	5.00	5.00	5.00	5.00						
QUOTE TERRENO	117.80	116.64	115.54	114.52	113.56	112.61	111.65	110.64	109.61	108.68	107.94	107.58						
PROGRESSIVE PROGETTO					-8.57	0.00	3.75	8.31	10.99	11.61	13.08							
PARZIALI PROGETTO					0.56	1.50	1.13	1.63	5.00	3.75	4.56	5.00						
QUOTE PROGETTO					114.24	113.87	113.93	113.82	113.80	113.76	113.62	113.48	113.44	113.31	113.30	113.32	112.44	110.00

PROFILO Rufina - Tratto 1

SEZIONE 38

PROGRESSIVA 662.54

BA BASE	m ²	4.45
BI BINDER	m ²	1.75
BO BONIFICA	m ²	15.21
RI RILEVATO	m ²	14.06
SV SCAVO	m ²	3.95
U USURA	m ²	0.87
VG VEGETALE	m ²	1.65
cp COMPATTAZIONE	m	8.47
e SEMINA	m	8.78
sc SCOTICO	m	19.35
ta TERRA ARMATA	m	2.25



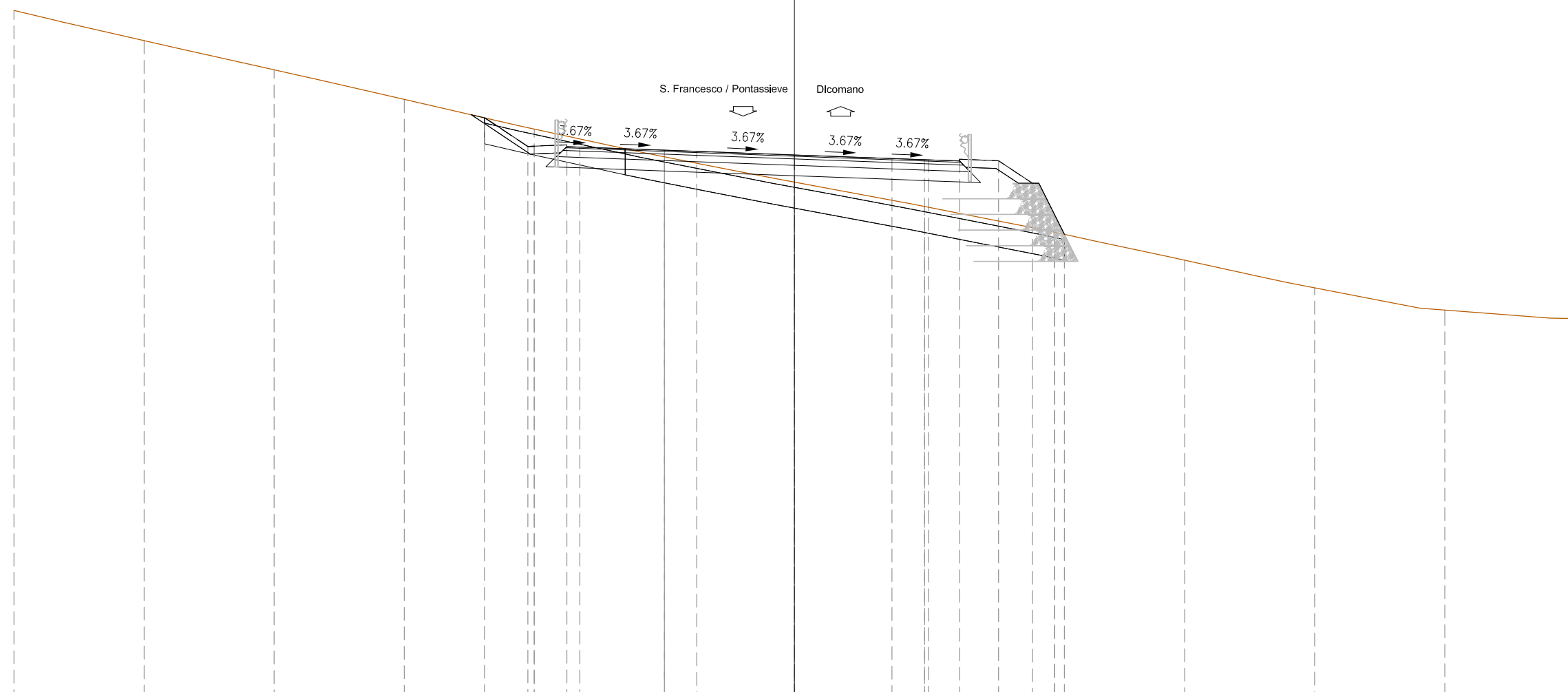
PROGRESSIVE TERRENO	-30.00	-25.00	-20.00	-15.00	-10.00	-5.00	0.00	5.00	10.00	15.00	20.00	25.00	30.00					
PARZIALI TERRENO		5.00	5.00	5.00	5.00	5.00	5.00	5.00	5.00	5.00	5.00	5.00	5.00					
QUOTE TERRENO	119.33	118.17	117.01	115.86	114.75	113.72	112.78	111.85	110.87	109.78	108.73	107.92	107.58					
PROGRESSIVE PROGETTO					-11.91	-10.65	-8.75	-8.25	-5.00	-3.75	0.00	3.75	5.00	7.93	8.50	10.00	11.30	12.69
PARZIALI PROGETTO					1.66	1.50	0.50	5.00	4.50	5.00	7.50	3.75	4.18	5.00	0.57	1.50	1.30	1.39
QUOTE PROGETTO					115.17	114.06	114.06	114.04	113.92	113.87	113.74	113.60	113.55	113.45	113.42	113.43	112.57	110.29

PROFILO Rufina - Tratto 1

SEZIONE 39

PROGRESSIVA 675.00

BA BASE	m ²	3.90
BI BINDER	m ²	1.51
BO BONIFICA	m ²	13.49
RI RILEVATO	m ²	10.82
SV SCAVO	m ²	3.71
U USURA	m ²	0.77
VG VEGETALE	m ²	1.66
cp COMPATTAZIONE	m	7.97
e SEMINA	m	8.77
sc SCOTICO	m	17.20
ta TERRA ARMATA	m	2.01



93

200

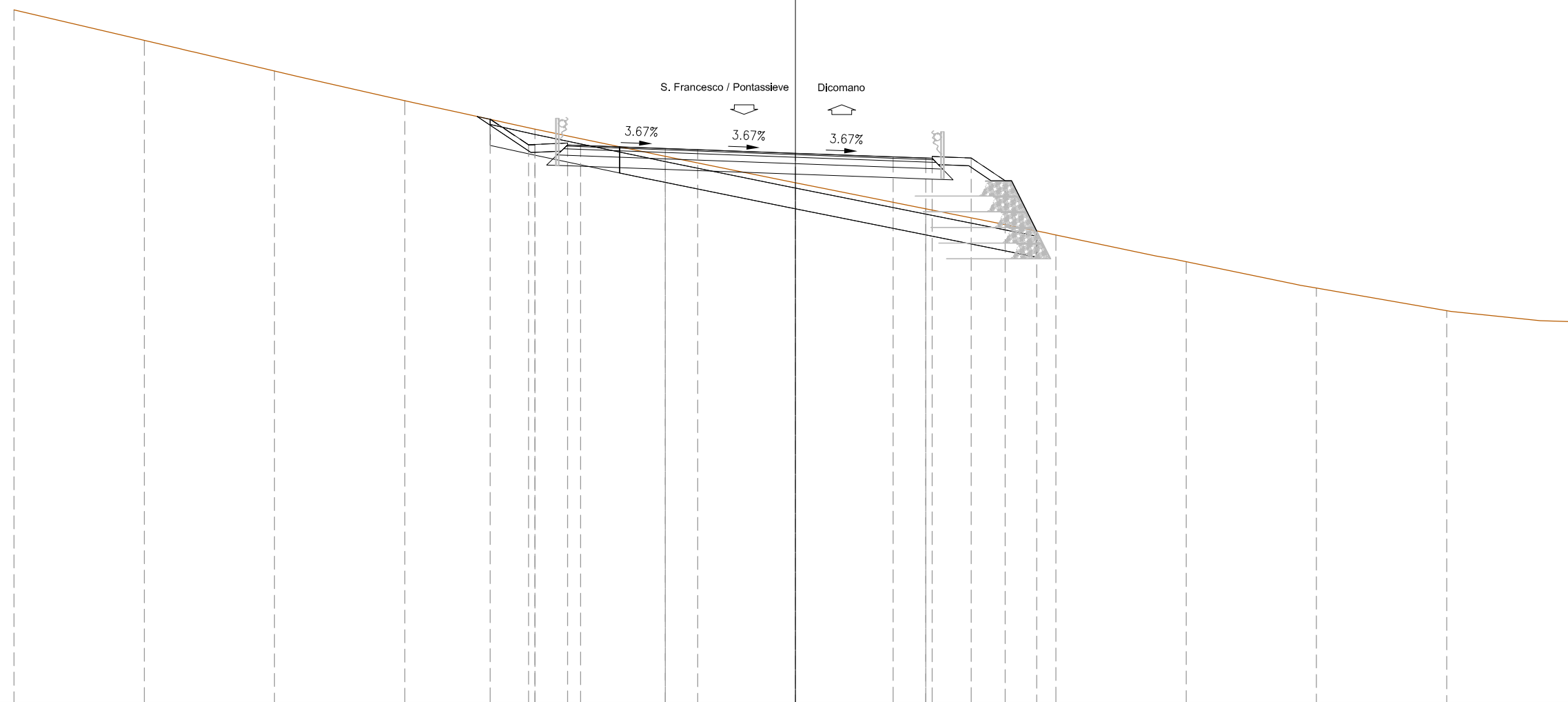
PROGRESSIVE TERRENO	-30.00	-25.00	-20.00	-15.00	-10.00	-5.00	0.00	5.00	10.00	15.00	20.00	25.00	30.00					
PARZIALI TERRENO		5.00	5.00	5.00	5.00	5.00	5.00	5.00	5.00	5.00	5.00	5.00	5.00					
QUOTE TERRENO	119.43	118.28	117.16	116.02	114.88	113.82	112.84	111.90	110.92	109.84	108.78	107.93	107.60					
PROGRESSIVE PROGETTO					-11.91	-10.65	-8.75	-8.25	-5.00	-3.75	0.00	3.75	5.98	6.35	7.85	9.15	10.00	10.38
PARZIALI PROGETTO					1.66	1.50	0.50	5.00	4.50	5.00	7.50	3.75	1.41	1.19	1.50	1.30	1.23	
QUOTE PROGETTO					115.31	114.21	114.21	114.19	114.07	114.02	113.88	113.75	113.69	113.65	113.66	112.79	111.60	110.83

PROFILO Rufina – Tratto 1

SEZIONE 40

PROGRESSIVA 687.46

BA BASE	m ²	3.57
BI BINDER	m ²	1.50
BO BONIFICA	m ²	12.83
RI RILEVATO	m ²	10.30
SV SCAVO	m ²	3.25
U USURA	m ²	0.63
VG VEGETALE	m ²	1.63
cp COMPATTAZIONE	m	7.55
e SEMINA	m	8.32
sc SCOTICO	m	16.35
ta TERRA ARMATA	m	1.99



93

200
200

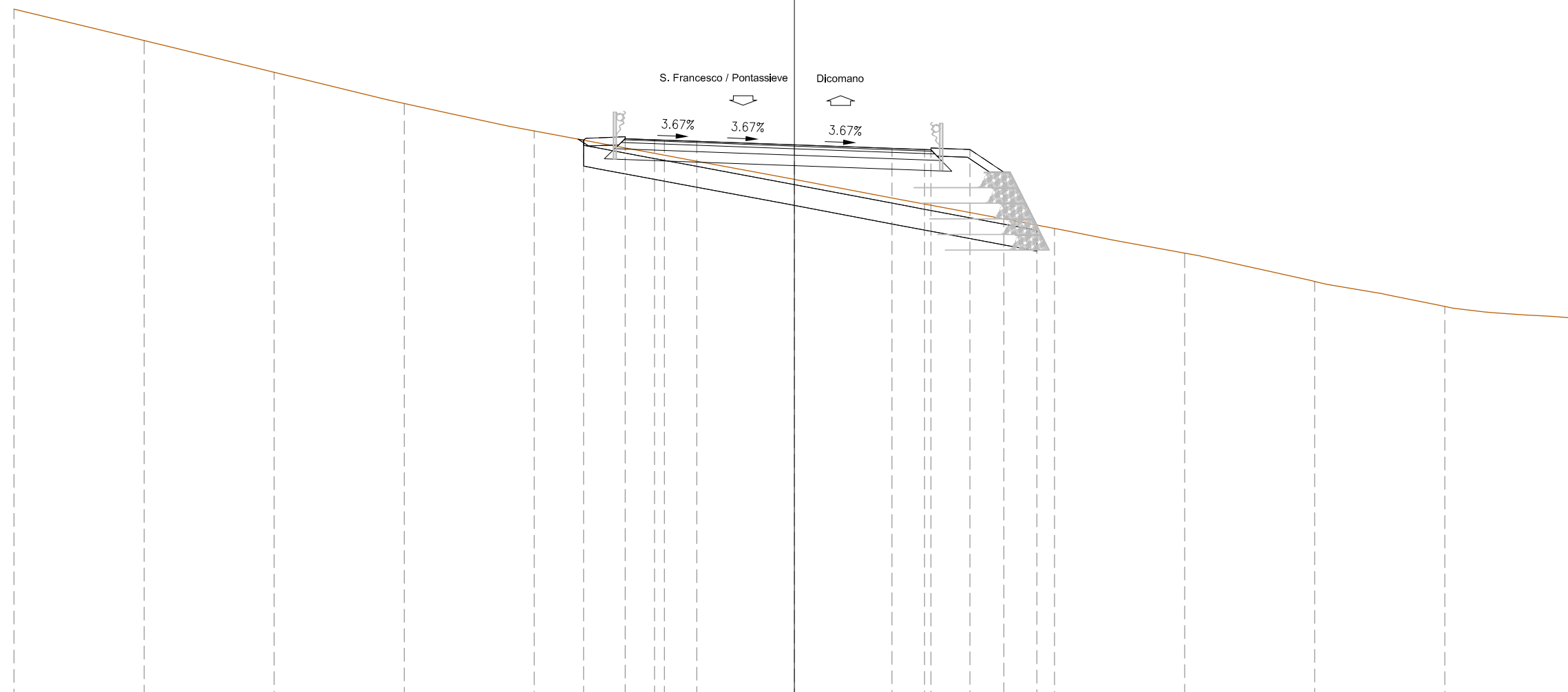
PROGRESSIVE TERRENO	-30.00	-25.00	-20.00	-15.00	-10.00	-5.00	0.00	5.00	10.00	15.00	20.00	25.00	30.00			
PARZIALI TERRENO		5.00	5.00	5.00	5.00	5.00	5.00	5.00	5.00	5.00	5.00	5.00	5.00			
QUOTE TERRENO	119.57	118.39	117.22	116.08	114.99	113.95	112.93	111.93	110.93	109.90	108.89	108.03	107.60			
PROGRESSIVE PROGETTO					-11.72	-10.65	-8.75	-8.25	-5.00	-3.75	0.00	3.75	5.99	6.75	8.05	9.27
PARZIALI PROGETTO					1.47	1.50	0.50	5.00	4.50	5.00	3.75	1.50	1.50	1.30	1.22	
QUOTE PROGETTO					115.37	114.38	114.38	114.37	114.25	114.20	114.06	113.92	113.89	113.88	113.01	111.08

PROFILO Rufina - Tratto 1

SEZIONE 41

PROGRESSIVA 700.00

BA BASE	m ²	3.08
BI BINDER	m ²	1.14
BO BONIFICA	m ²	13.93
MG MISTO GRANULARE	m ²	5.24
RI RILEVATO	m ²	12.28
SV SCAVO	m ²	0.95
U USURA	m ²	0.58
VG VEGETALE	m ²	1.25
cp COMPATTAZIONE	m	3.78
e SEMINA	m	4.68
g GEOTESSUTO	m	17.74
sc SCOTICO	m	17.74
ta TERRA ARMATA	m	2.13



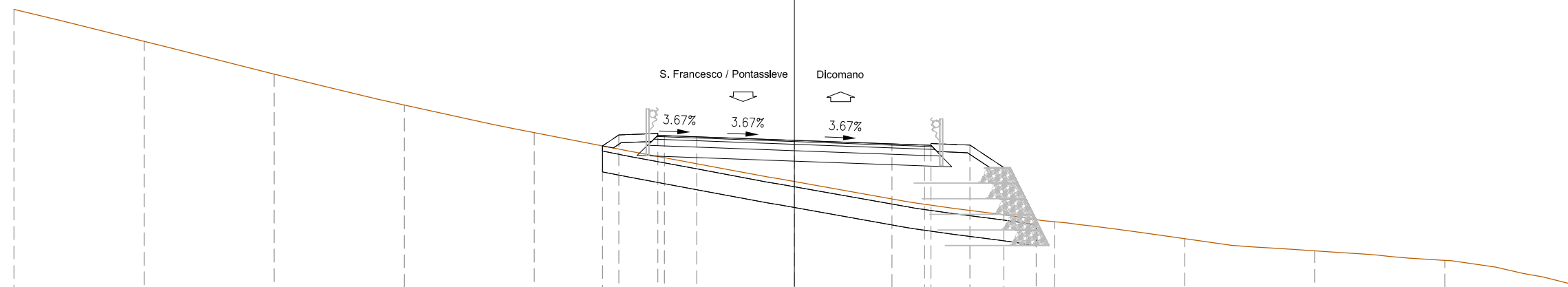
PROGRESSIVE TERRENO	-30.00	-25.00	-20.00	-15.00	-10.00	-5.00	0.00	5.00	10.00	15.00	20.00	25.00	30.00			
PARZIALI TERRENO		5.00	5.00	5.00	5.00	5.00	5.00	5.00	5.00	5.00	5.00	5.00	5.00			
QUOTE TERRENO	119.48	118.28	117.06	115.86	114.81	113.88	112.95	112.00	111.06	110.11	109.03	108.07	107.62			
PROGRESSIVE PROGETTO						-8.11	-6.51	-5.38	-5.00	-3.75	0.00	3.75	5.99	6.75	8.05	9.32
PARZIALI PROGETTO						1.60	1.13	1.63	5.00	7.5	3.75	1.50	1.50	1.30	1.27	
QUOTE PROGETTO						114.46	114.58	114.47	114.46	114.41	114.27	114.14	114.08	114.09	113.22	111.19

PROFILO Rufina - Tratto 1

SEZIONE 42

PROGRESSIVA 707.40

BA BASE	m ²	2.71
BI BINDER	m ²	1.12
BO BONIFICA	m ²	13.36
MG MISTO GRANULARE	m ²	4.74
RI RILEVATO	m ²	15.27
SV SCAVO	m ²	31.90
U USURA	m ²	0.53
VG VEGETALE	m ²	1.39
e SEMINA	m	5.32
g GEOTESSUTO	m	16.94
sc SCOTICO	m	16.94
ta TERRA ARMATA	m	2.30



94

200
200

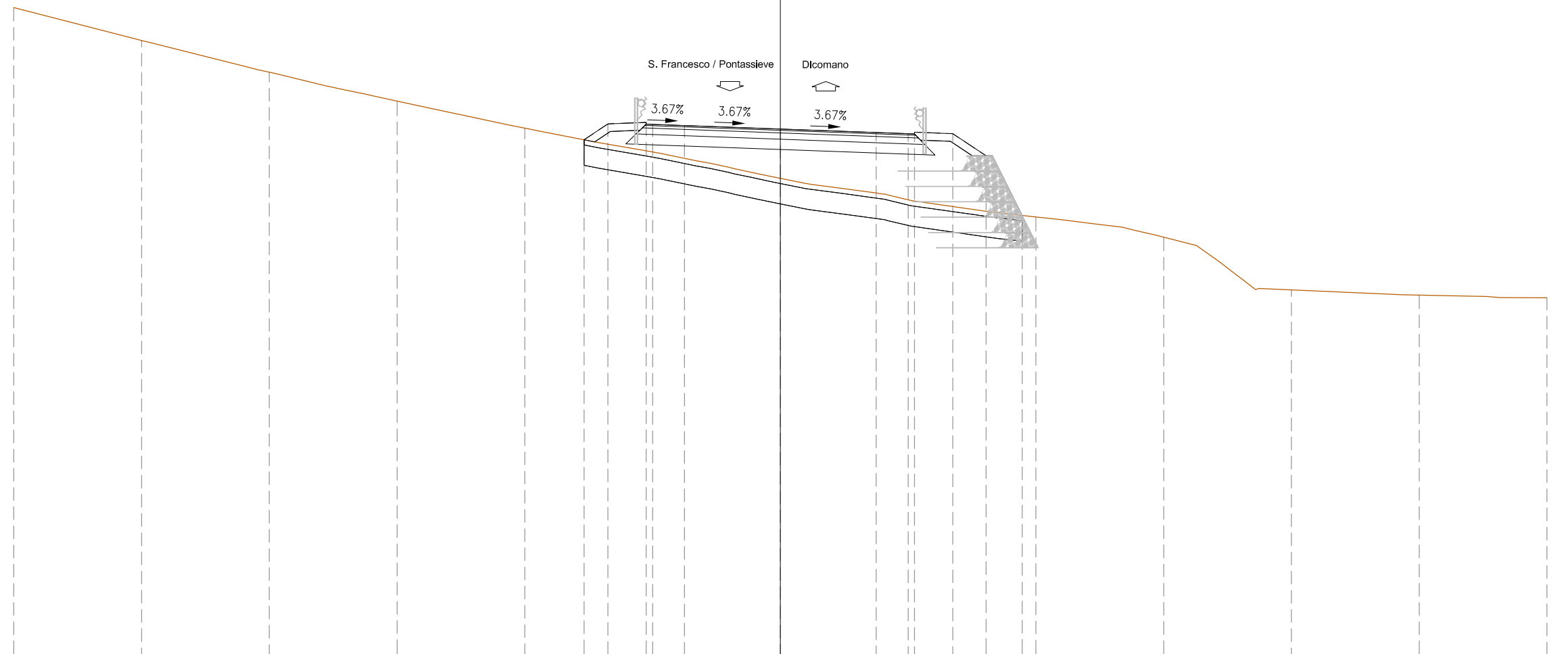
PROGRESSIVE TERRENO	-30.00	-25.00	-20.00	-15.00	-10.00	-5.00	0.00	5.00	10.00	15.00	20.00	25.00	30.00		
PARZIALI TERRENO		5.00	5.00	5.00	5.00	5.00	5.00	5.00	5.00	5.00	5.00	5.00	5.00		
QUOTE TERRENO	119.45	118.22	116.96	115.77	114.71	113.75	112.83	111.95	111.28	110.63	110.16	109.80	108.85		
PROGRESSIVE PROGETTO						-7.38	-6.75	-5.00	-3.75	0.00	3.75	5.99	6.75	8.05	9.30
PARZIALI PROGETTO						0.63	1.50	1.50	5.00.75	3.75.00	1.50	1.50	1.30	1.25	
QUOTE PROGETTO						114.20	114.62	114.68	114.55	114.41	114.28	114.22	114.23	113.36	111.36

PROFILO Rufina - Tratto 1

SEZIONE 43

PROGRESSIVA 714.03

BA BASE	m ²	2.82
BI BINDER	m ²	1.01
BO BONIFICA	m ²	13.72
MG MISTO GRANULARE	m ²	4.68
RI RILEVATO	m ²	20.14
SV SCAVO	m ²	37.30
U USURA	m ²	0.54
VG VEGETALE	m ²	1.48
e SEMINA	m	5.68
g GEOTESSUTO	m	17.41
sc SCOTICO	m	17.41
ta TERRA ARMATA	m	2.62



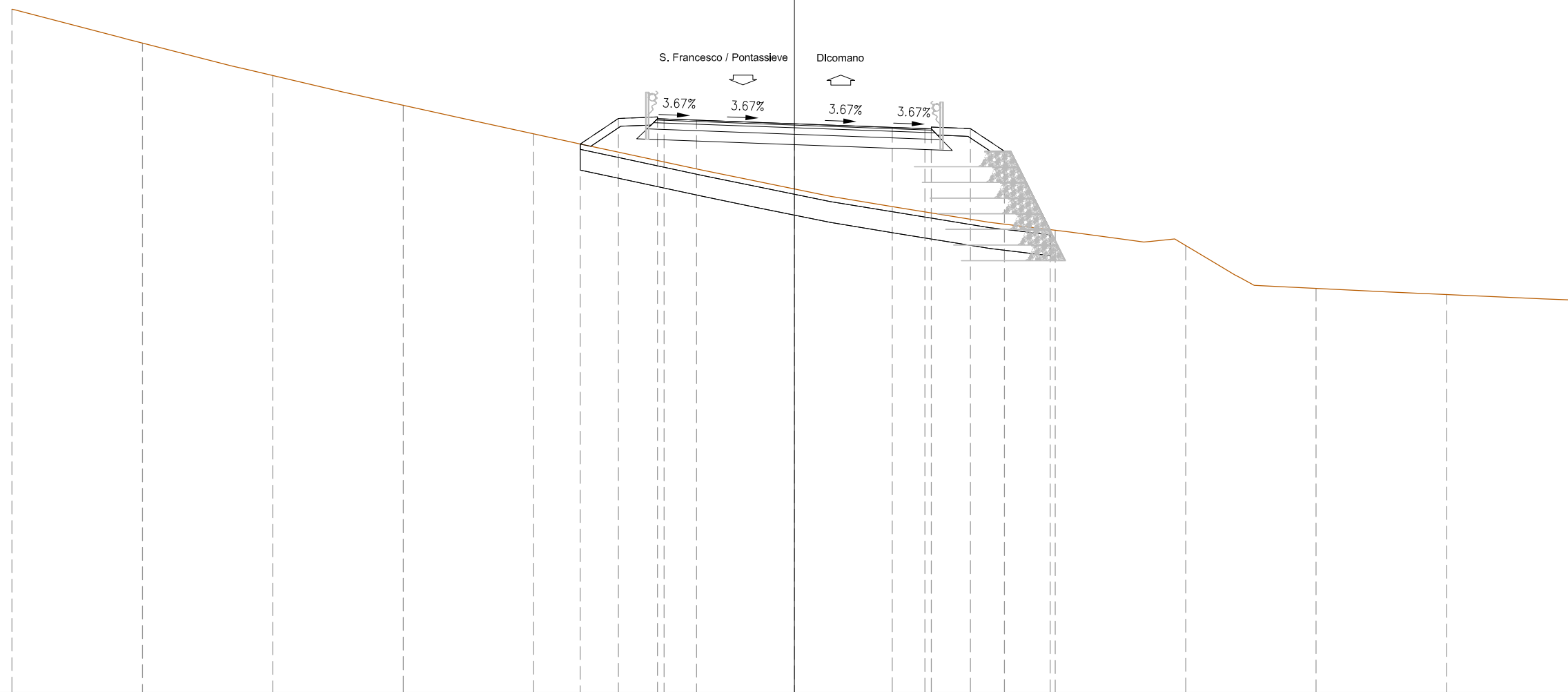
PROGRESSIVE TERRENO	-30.00	-25.00	-20.00	-15.00	-10.00	-5.00	0.00	5.00	10.00	15.00	20.00	25.00	30.00		
PARZIALI TERRENO		5.00	5.00	5.00	5.00	5.00	5.00	5.00	5.00	5.00	5.00	5.00	5.00		
QUOTE TERRENO	119.30	118.01	116.77	115.64	114.58	113.65	112.62	111.78	111.11	110.31	108.25	108.05	107.95		
PROGRESSIVE PROGETTO						-7.68	-6.75	-5.66	-3.75	0.00	3.75	5.99	6.75	8.05	9.47
PARZIALI PROGETTO						0.93	1.50	1.50	5.00.75	3.75.00	1.50	1.50	1.30	1.42	
QUOTE PROGETTO						114.13	114.75	114.93	114.68	114.55	114.41	114.36	114.36	113.50	111.16

PROFILO Rufina - Tratto 1

SEZIONE 44

PROGRESSIVA 725.00

BA BASE	m ²	2.82
BI BINDER	m ²	1.02
BO BONIFICA	m ²	14.41
MG MISTO GRANULARE	m ²	4.63
RI RILEVATO	m ²	30.36
SV SCAVO	m ²	48.36
U USURA	m ²	0.54
VG VEGETALE	m ²	1.70
e SEMINA	m	6.32
g GEOTESSUTO	m	18.32
sc SCOTICO	m	18.32
ta TERRA ARMATA	m	3.22



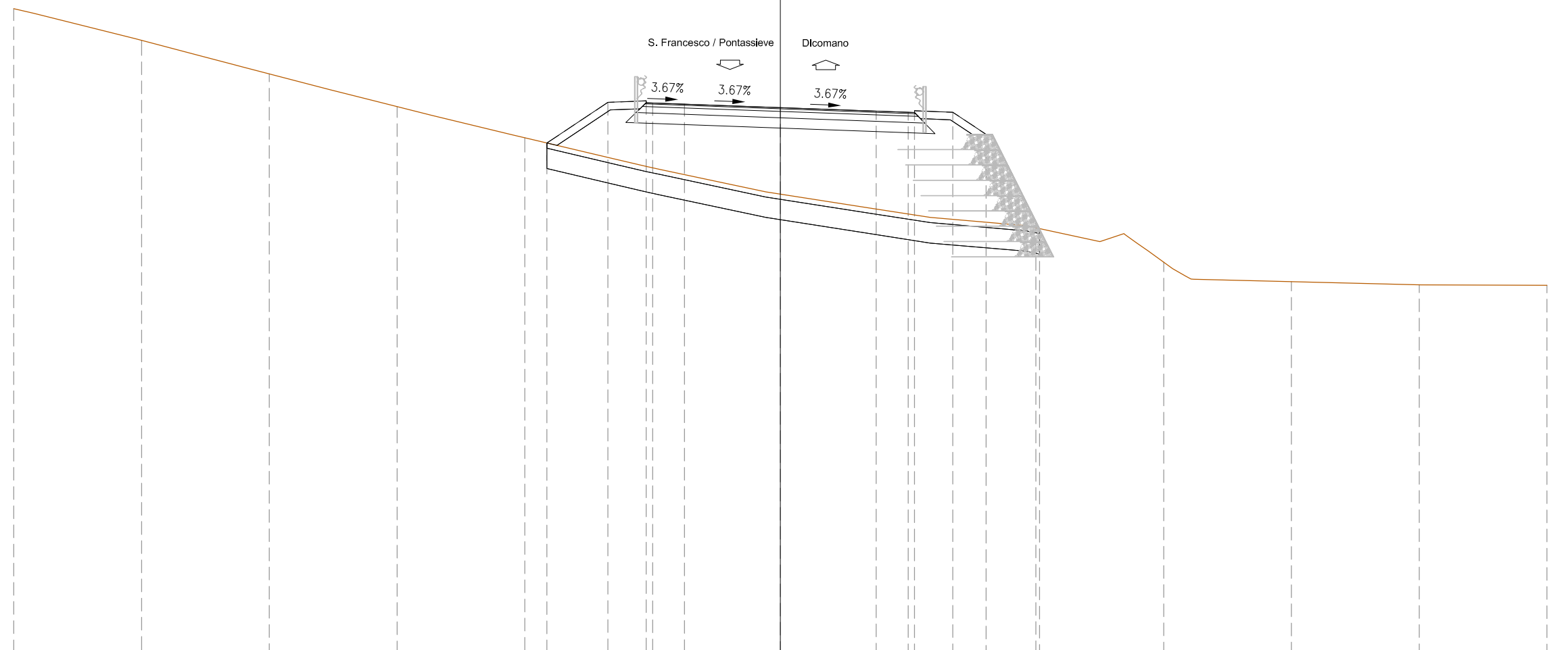
PROGRESSIVE TERRENO	-30.00	-25.00	-20.00	-15.00	-10.00	-5.00	0.00	5.00	10.00	15.00	20.00	25.00	30.00		
PARZIALI TERRENO		5.00	5.00	5.00	5.00	5.00	5.00	5.00	5.00	5.00	5.00	5.00	5.00		
QUOTE TERRENO	119.17	117.87	116.63	115.49	114.39	113.32	112.28	111.40	110.70	110.11	108.47	108.24	108.02		
PROGRESSIVE PROGETTO						-8.21	-6.75	-5.00	-3.75	0.00	3.75	5.99	6.75	8.05	9.80
PARZIALI PROGETTO						1.46	1.50	1.50	5.00.75	3.75.00	1.50	1.50	1.30	1.75	
QUOTE PROGETTO						114.00	114.98	115.96	114.91	114.78	114.64	114.58	114.59	113.73	110.72

PROFILO Rufina – Tratto 1

SEZIONE 45

PROGRESSIVA 750.00

BA BASE	m ²	2.76
BI BINDER	m ²	1.08
BO BONIFICA	m ²	15.41
MG MISTO GRANULARE	m ²	4.68
RI RILEVATO	m ²	45.18
SV SCAVO	m ²	64.45
U USURA	m ²	0.51
VG VEGETALE	m ²	2.01
e SEMINA	m	7.42
g GEOTESSUTO	m	19.58
sc SCOTICO	m	19.58
ta TERRA ARMATA	m	4.01



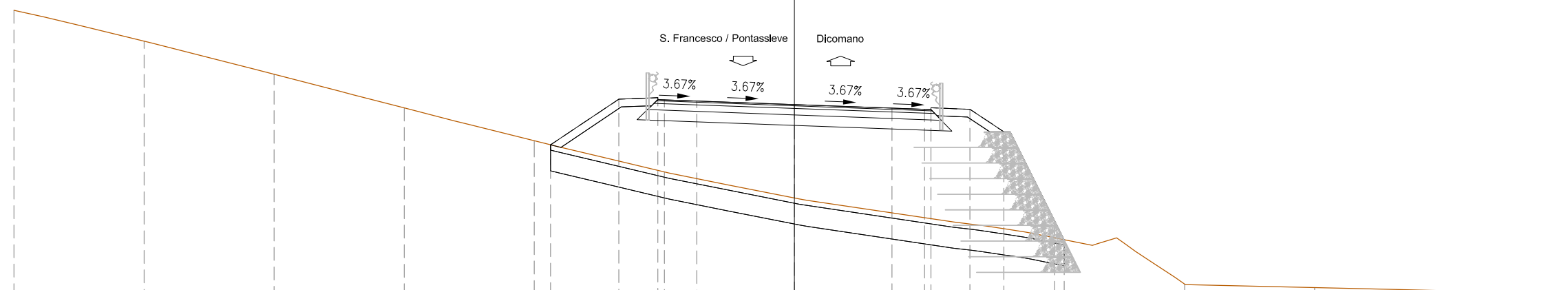
PROGRESSIVE TERRENO	-30.00	-25.00	-20.00	-15.00	-10.00	-5.00	0.00	5.00	10.00	15.00	20.00	25.00	30.00	
PARZIALI TERRENO		5.00	5.00	5.00	5.00	5.00	5.00	5.00	5.00	5.00	5.00	5.00	5.00	
QUOTE TERRENO	119.18	117.94	116.62	115.34	114.12	112.95	111.91	111.14	110.60	109.25	108.49	108.37	108.35	
PROGRESSIVE PROGETTO					-9.13	-6.75	-5.00	-3.75	0.00	3.75	5.99	6.75	8.05	10.94
PARZIALI PROGETTO						2.38	1.50	1.50	5.00.75	3.75.00	1.50	1.50	6.30	2.09
QUOTE PROGETTO					113.92	115.50	115.46	115.44	115.30	115.16	115.12	115.12	114.25	110.85

PROFILO Rufina – Tratto 1

SEZIONE 46

PROGRESSIVA 765.72

BA BASE	m ²	2.76
BI BINDER	m ²	1.11
BO BONIFICA	m ²	15.81
MG MISTO GRANULARE	m ²	4.69
RI RILEVATO	m ²	49.47
SV SCAVO	m ²	69.22
U USURA	m ²	0.54
VG VEGETALE	m ²	2.12
e SEMINA	m	7.71
g GEOTESSUTO	m	20.06
sc SCOTICO	m	20.06
ta TERRA ARMATA	m	4.19



94

200
200

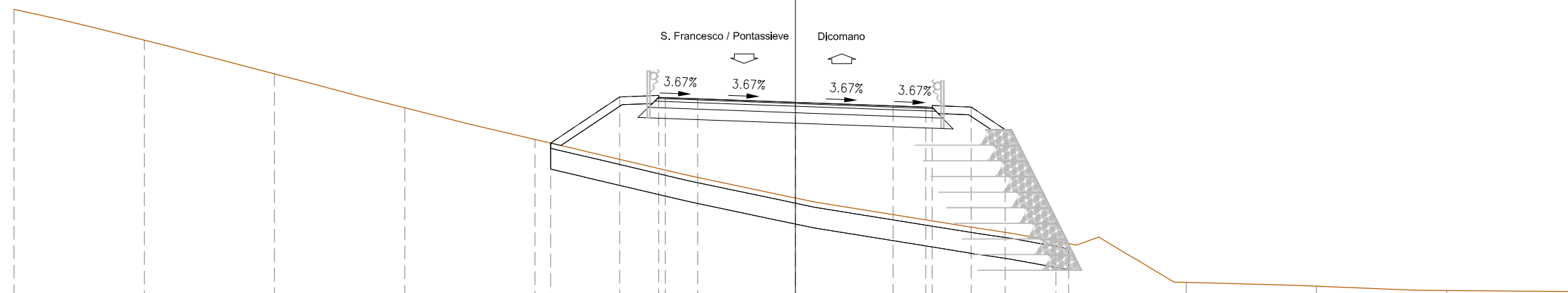
PROGRESSIVE TERRENO	-30.00	-25.00	-20.00	-15.00	-10.00	-5.00	0.00	5.00	10.00	15.00	20.00	25.00	30.00		
PARZIALI TERRENO		5.00	5.00	5.00	5.00	5.00	5.00	5.00	5.00	5.00	5.00	5.00	5.00		
QUOTE TERRENO	119.25	118.07	116.80	115.50	114.24	113.04	112.04	111.28	110.51	108.73	108.60	108.49	108.45		
PROGRESSIVE PROGETTO					-9.37	-6.75	-5.00	-3.75	0.00	3.75	5.99	6.75	8.05	10.99	10.37
PARZIALI PROGETTO						2.62	1.50	1.50	5.00	3.75	1.50	1.50	6.30	2.32	
QUOTE PROGETTO					114.09	115.84	115.92	115.77	115.63	115.49	115.45	115.45	114.58	111.18	110.44

PROFILO Rufina - Tratto 1

SEZIONE 47

PROGRESSIVA 775.00

BA BASE	m ²	2.82
BI BINDER	m ²	1.03
BO BONIFICA	m ²	15.92
MG MISTO GRANULARE	m ²	4.63
RI RILEVATO	m ²	51.67
SV SCAVO	m ²	71.56
U USURA	m ²	0.51
VG VEGETALE	m ²	2.08
e SEMINA	m	7.75
g GEOTESSUTO	m	20.27
sc SCOTICO	m	20.27
ta TERRA ARMATA	m	4.35



94

200
200

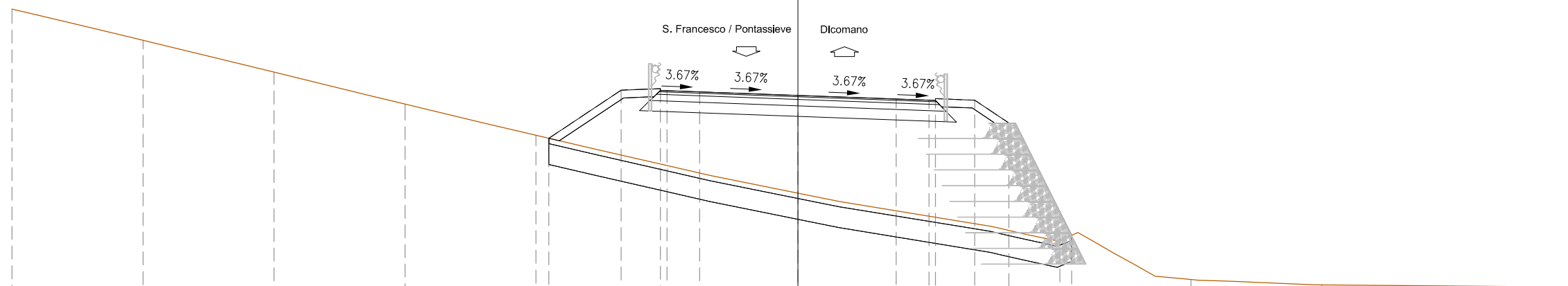
PROGRESSIVE TERRENO	-30.00	-25.00	-20.00	-15.00	-10.00	-5.00	0.00	5.00	10.00	15.00	20.00	25.00	30.00		
PARZIALI TERRENO		5.00	5.00	5.00	5.00	5.00	5.00	5.00	5.00	5.00	5.00	5.00	5.00		
QUOTE TERRENO	119.40	118.21	116.92	115.62	114.40	113.23	112.16	111.32	110.49	108.91	108.77	108.61	108.56		
PROGRESSIVE PROGETTO					-9.40	-6.75	-5.00	-3.75	0.00	3.75	5.99	6.75	8.05	10.00	10.49
PARZIALI PROGETTO						2.65	1.50	1.50	5.00	7.50	1.50	1.50	5.30	2.44	
QUOTE PROGETTO					114.26	116.03	116.09	115.96	115.83	115.69	115.64	115.64	114.78	111.38	110.41

PROFILO Rufina – Tratto 1

SEZIONE 48

PROGRESSIVA 785.78

BA BASE	m ²	2.75
BI BINDER	m ²	1.08
BO BONIFICA	m ²	15.97
MG MISTO GRANULARE	m ²	4.68
RI RILEVATO	m ²	53.60
SV SCAVO	m ²	73.56
U USURA	m ²	0.53
VG VEGETALE	m ²	2.18
e SEMINA	m	7.88
g GEOTESSUTO	m	20.39
sc SCOTICO	m	20.39
ta TERRA ARMATA	m	4.46



94

200
200

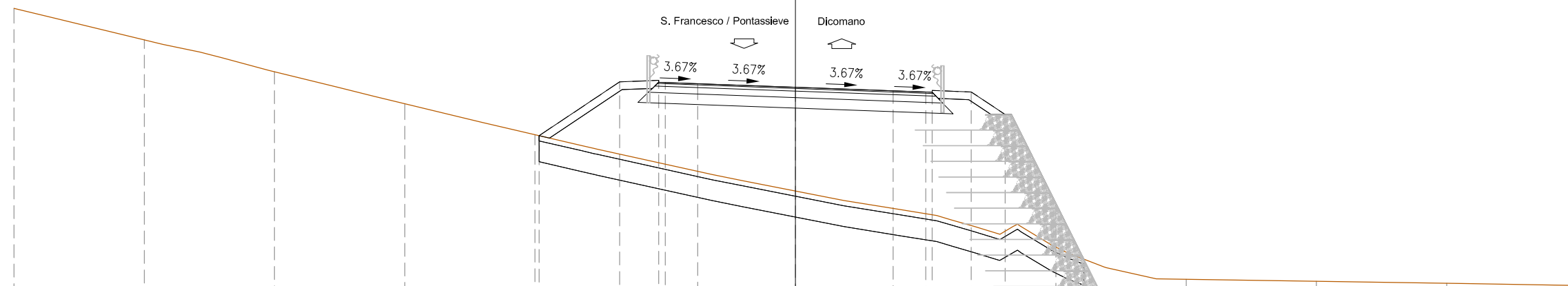
PROGRESSIVE TERRENO	-30.00	-25.00	-20.00	-15.00	-10.00	-5.00	0.00	5.00	10.00	15.00	20.00	25.00			
PARZIALI TERRENO		5.00	5.00	5.00	5.00	5.00	5.00	5.00	5.00	5.00	5.00	5.00			
QUOTE TERRENO	119.35	118.16	116.95	115.72	114.53	113.37	112.32	111.44	110.53	109.02	108.82	108.77			
PROGRESSIVE PROGETTO					-9.51	-6.75	-5.00	-3.75	0.00	3.75	5.99	6.75	8.05	10.00	10.45
PARZIALI PROGETTO						2.76	1.50	1.50	5.00	7.50	1.50	1.50	5.30	2.40	
QUOTE PROGETTO					114.42	116.26	116.24	116.19	116.05	115.92	115.86	115.87	115.00	111.60	110.71

PROFILO Rufina - Tratto 1

SEZIONE 49

PROGRESSIVA 800.00

BA BASE	m ²	2.77
BI BINDER	m ²	1.13
BO BONIFICA	m ²	16.73
MG MISTO GRANULARE	m ²	4.68
RI RILEVATO	m ²	59.67
SV SCAVO	m ²	83.95
U USURA	m ²	0.48
VG VEGETALE	m ²	2.26
e SEMINA	m	8.27
g GEOTESSUTO	m	21.77
sc SCOTICO	m	21.77
ta TERRA ARMATA	m	4.71



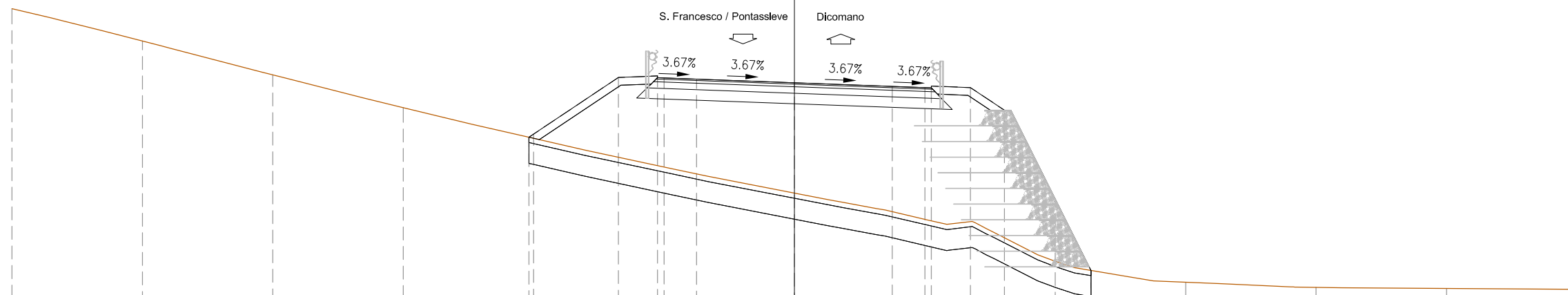
PROGRESSIVE TERRENO	-30.00	-25.00	-20.00	-15.00	-10.00	-5.00	0.00	5.00	10.00	15.00	20.00	25.00	30.00		
PARZIALI TERRENO		5.00	5.00	5.00	5.00	5.00	5.00	5.00	5.00	5.00	5.00	5.00	5.00		
QUOTE TERRENO	119.37	118.17	116.95	115.72	114.53	113.40	112.37	111.49	110.21	108.98	108.90	108.83	108.74		
PROGRESSIVE PROGETTO					-9.84	-6.75	-5.00	-3.75	0.00	3.75	5.99	6.75	8.05	10.00	11.07
PARZIALI PROGETTO						3.09	1.50	1.50	5.00.75	3.75.00	1.50	1.50	6.30	3.02	
QUOTE PROGETTO					114.49	116.55	116.64	116.49	116.35	116.21	116.16	116.17	115.30	111.90	109.75

PROFILO Rufina - Tratto 1

SEZIONE 50

PROGRESSIVA 810.92

BA BASE	m ²	2.76
BI BINDER	m ²	1.12
BO BONIFICA	m ²	17.28
MG MISTO GRANULARE	m ²	4.68
RI RILEVATO	m ²	66.53
SV SCAVO	m ²	93.15
U USURA	m ²	0.49
VG VEGETALE	m ²	2.40
e SEMINA	m	8.68
g GEOTESSUTO	m	22.30
sc SCOTICO	m	22.30
ta TERRA ARMATA	m	5.09



94

200
200

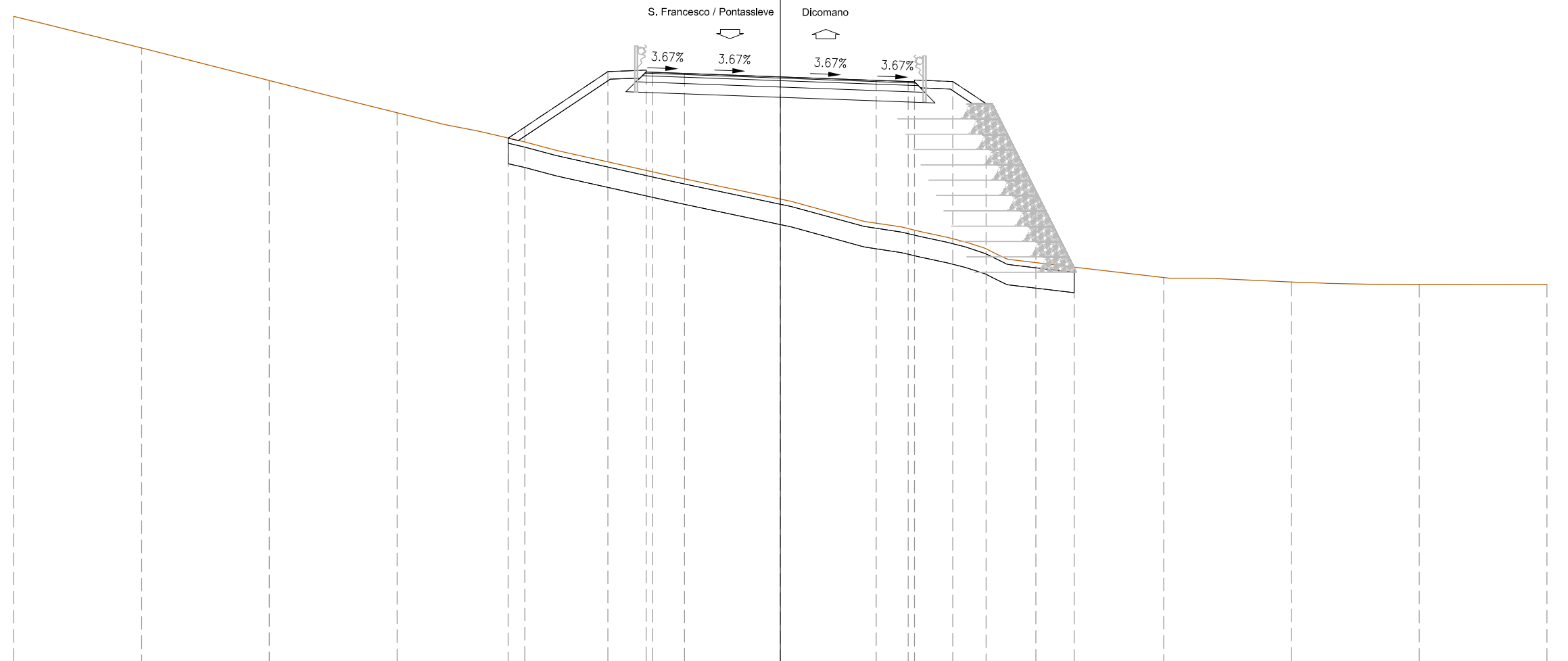
PROGRESSIVE TERRENO	-30.00	-25.00	-20.00	-15.00	-10.00	-5.00	0.00	5.00	10.00	15.00	20.00	25.00	30.00		
PARZIALI TERRENO		5.00	5.00	5.00	5.00	5.00	5.00	5.00	5.00	5.00	5.00	5.00	5.00		
QUOTE TERRENO	119.42	118.18	116.89	115.63	114.46	113.36	112.36	111.36	109.75	108.95	108.75	108.71	108.67		
PROGRESSIVE PROGETTO					-10.00	-6.75	-5.00	-3.75	0.00	3.75	5.00	6.75	8.05		
PARZIALI PROGETTO					3.435.00	1.50	1.50	5.00.75	3.75.00	1.50	1.50	6.30	3.32		
QUOTE PROGETTO					114.52	116.78	116.84	116.72	116.58	116.44	116.39	116.40	115.53	112.13	109.40

PROFILO Rufina – Tratto 1

SEZIONE 51

PROGRESSIVA 825.00

BA BASE	m ²	2.81
BI BINDER	m ²	1.02
BO BONIFICA	m ²	17.70
MG MISTO GRANULARE	m ²	4.63
RI RILEVATO	m ²	79.39
SV SCAVO	m ²	101.54
U USURA	m ²	0.53
VG VEGETALE	m ²	2.55
e SEMINA	m	9.25
g GEOTESSUTO	m	22.74
sc SCOTICO	m	22.74
ta TERRA ARMATA	m	5.80



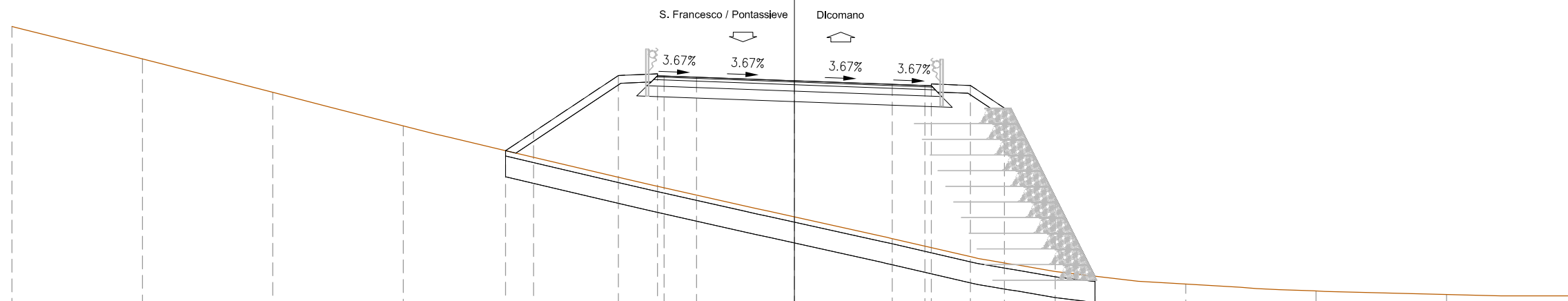
PROGRESSIVE TERRENO	-30.00	-25.00	-20.00	-15.00	-10.00	-5.00	0.00	5.00	10.00	15.00	20.00	25.00	30.00			
PARZIALI TERRENO		5.00	5.00	5.00	5.00	5.00	5.00	5.00	5.00	5.00	5.00	5.00	5.00			
QUOTE TERRENO	119.25	118.01	116.74	115.47	114.33	113.16	112.09	110.94	109.60	109.03	108.85	108.75	108.75			
PROGRESSIVE PROGETTO					-10.65	-10.00	-6.75	-5.00	-3.75	0.00	3.75	5.99	6.75	8.05	10.00	11.50
PARZIALI PROGETTO						3.90	5.00	1.50	1.50	5.00	3.75	1.50	1.50	6.30	3.45	
QUOTE PROGETTO					114.48	114.91	117.08	117.06	117.01	116.88	116.74	116.68	116.69	115.83	112.43	109.43

PROFILO Rufina - Tratto 1

SEZIONE 52

PROGRESSIVA 830.98

BA BASE	m ²	2.70
BI BINDER	m ²	1.12
BO BONIFICA	m ²	18.08
MG MISTO GRANULARE	m ²	4.75
RI RILEVATO	m ²	86.53
SV SCAVO	m ²	109.13
U USURA	m ²	0.53
VG VEGETALE	m ²	2.72
e SEMINA	m	9.77
g GEOTESSUTO	m	23.11
sc SCOTICO	m	23.11
ta TERRA ARMATA	m	6.20



94

200
200

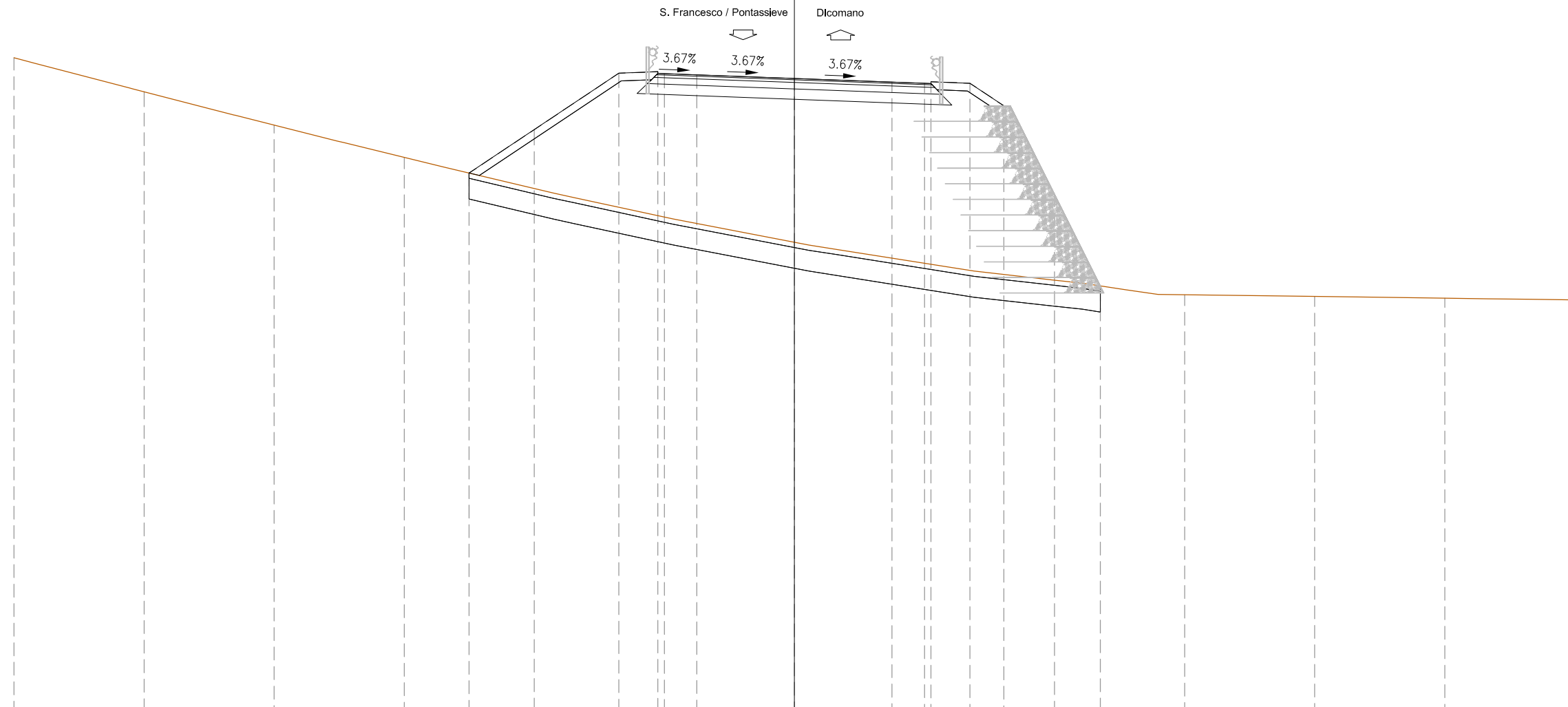
PROGRESSIVE TERRENO	-30.00	-25.00	-20.00	-15.00	-10.00	-5.00	0.00	5.00	10.00	15.00	20.00	25.00	30.00			
PARZIALI TERRENO		5.00	5.00	5.00	5.00	5.00	5.00	5.00	5.00	5.00	5.00	5.00	5.00			
QUOTE TERRENO	119.08	117.84	116.56	115.27	114.07	112.90	111.78	110.67	109.69	109.21	108.95	108.81	108.76			
PROGRESSIVE PROGETTO					-11.08	-10.00	-6.75	-5.00	-3.75	0.00	3.75	5.99	6.75	8.05	10.00	11.52
PARZIALI PROGETTO					4.33	5.00	1.50	1.50	5.00.75	3.75.00	1.50	1.50	6.30	3.47		
QUOTE PROGETTO					114.32	115.04	117.21	117.29	117.14	117.00	116.87	116.82	116.82	115.95	112.55	109.51

PROFILO Rufina - Tratto 1

SEZIONE 53

PROGRESSIVA 850.00

BA BASE	m ²	2.76
BI BINDER	m ²	1.12
BO BONIFICA	m ²	19.41
MG MISTO GRANULARE	m ²	4.68
RI RILEVATO	m ²	108.68
SV SCAVO	m ²	132.94
U USURA	m ²	0.48
VG VEGETALE	m ²	3.22
e SEMINA	m	11.47
g GEOTESSUTO	m	24.67
sc SCOTICO	m	24.67
ta TERRA ARMATA	m	6.95



93

200

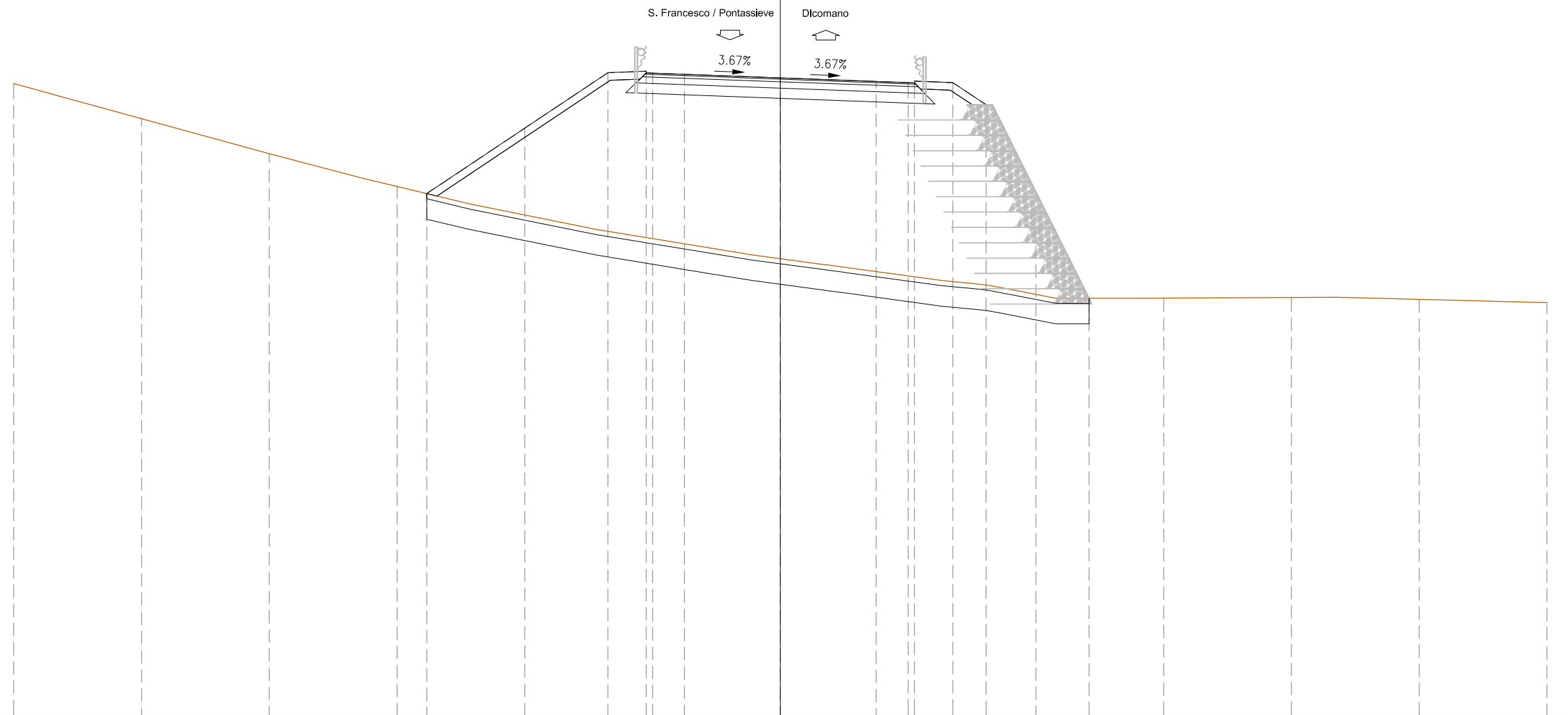
PROGRESSIVE TERRENO	-30.00	-25.00	-20.00	-15.00	-10.00	-5.00	0.00	5.00	10.00	15.00	20.00	25.00	30.00		
PARZIALI TERRENO		5.00	5.00	5.00	5.00	5.00	5.00	5.00	5.00	5.00	5.00	5.00	5.00		
QUOTE TERRENO	118.20	116.89	115.61	114.37	113.17	112.08	111.11	110.30	109.65	109.09	109.03	108.96	108.89		
PROGRESSIVE PROGETTO				-12.50	-10.00	-6.75	-5.00	-3.75	0.00	3.75	5.99	6.75	8.05	10.00	11.76
PARZIALI PROGETTO					5.75	5.00	1.50	1.50	5.00	3.75	1.50	1.50	5.30	3.71	
QUOTE PROGETTO				113.77	115.44	117.60	117.66	117.54	117.40	117.26	117.21	117.22	116.35	112.95	109.43

PROFILO Rufina - Tratto 1

SEZIONE 54

PROGRESSIVA 875.00

BA BASE	m ²	2.81
BI BINDER	m ²	1.02
BO BONIFICA	m ²	20.77
MG MISTO GRANULARE	m ²	4.63
RI RILEVATO	m ²	129.71
SV SCAVO	m ²	155.63
U USURA	m ²	0.52
VG VEGETALE	m ²	3.70
e SEMINA	m	13.08
g GEOTESSUTO	m	26.27
sc SCOTICO	m	26.27
ta TERRA ARMATA	m	7.58



93

200
200

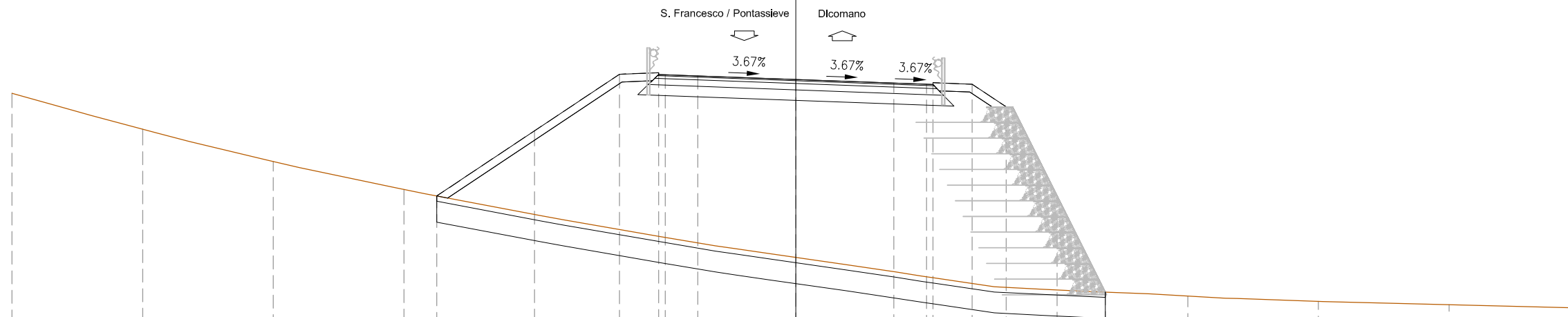
PROGRESSIVE TERRENO	-30.00	-25.00	-20.00	-15.00	-10.00	-5.00	0.00	5.00	10.00	15.00	20.00	25.00	30.00		
PARZIALI TERRENO		5.00	5.00	5.00	5.00	5.00	5.00	5.00	5.00	5.00	5.00	5.00	5.00		
QUOTE TERRENO	117.71	116.34	114.97	113.68	112.56	111.64	110.86	110.18	109.46	109.31	109.34	109.27	109.14		
PROGRESSIVE PROGETTO				-13.84	-10.00	-6.75	-5.00	-3.75	0.00	3.75	5.99	6.75	8.05	10.00	12.08
PARZIALI PROGETTO					7.09	5.00	1.50	1.50	5.00	3.75	1.50	1.50	5.30	4.03	
QUOTE PROGETTO				113.40	115.96	118.13	118.19	118.06	117.93	117.79	117.73	117.74	116.88	113.48	109.31

PROFILO Rufina – Tratto 1

SEZIONE 55

PROGRESSIVA 897.96

BA BASE	m ²	2.77
BI BINDER	m ²	1.07
BO BONIFICA	m ²	20.46
MG MISTO GRANULARE	m ²	4.68
RI RILEVATO	m ²	123.69
SV SCAVO	m ²	149.30
U USURA	m ²	0.54
VG VEGETALE	m ²	3.69
e SEMINA	m	12.97
g GEOTESSUTO	m	25.86
sc SCOTICO	m	25.86
ta TERRA ARMATA	m	7.40



94

200
200

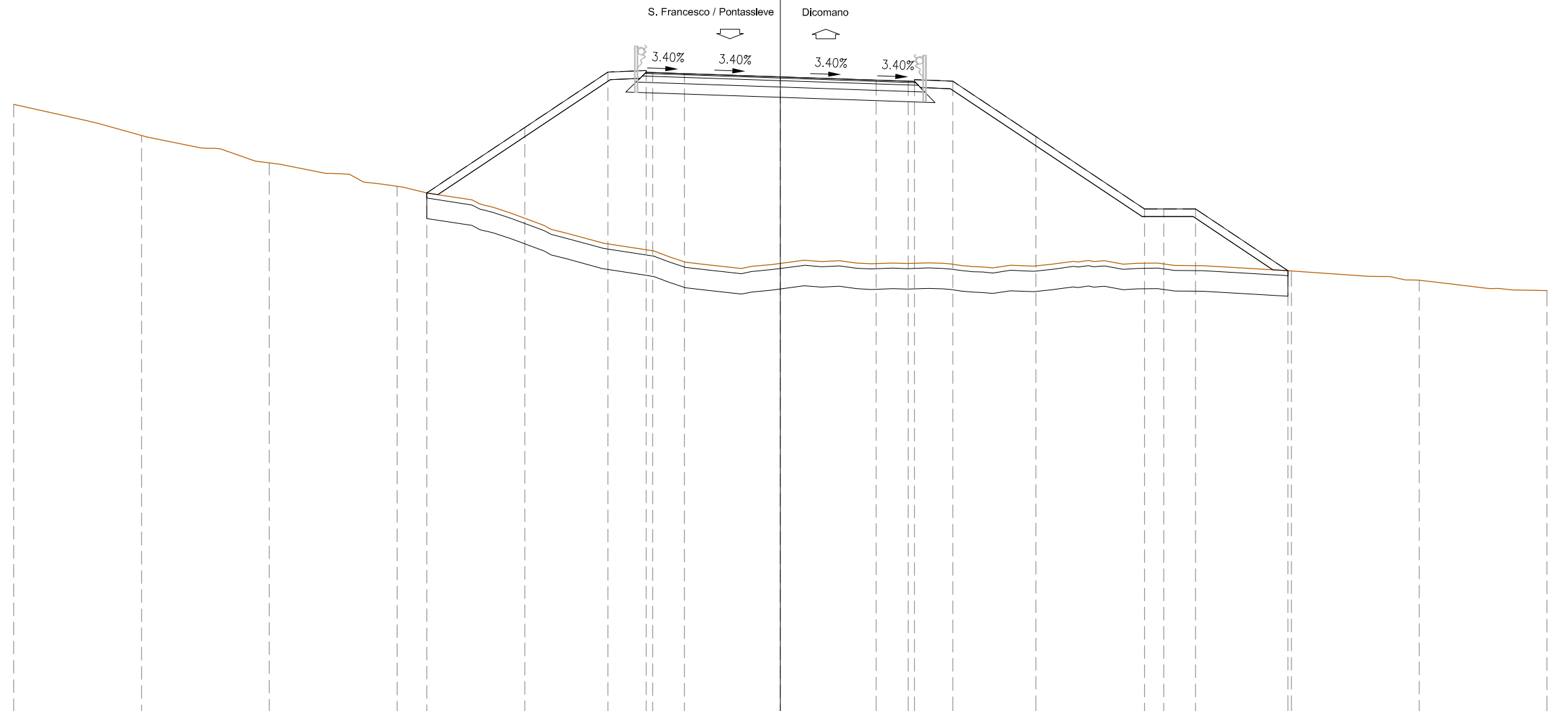
PROGRESSIVE TERRENO	-30.00	-25.00	-20.00	-15.00	-10.00	-5.00	0.00	5.00	10.00	15.00	20.00	25.00			
PARZIALI TERRENO		5.00	5.00	5.00	5.00	5.00	5.00	5.00	5.00	5.00	5.00	5.00			
QUOTE TERRENO	117.85	116.47	115.24	114.16	113.20	112.33	111.56	110.82	110.32	110.08	109.88	109.75			
PROGRESSIVE PROGETTO				-13.75	-10.00	-6.75	-5.00	-3.75	0.00	3.75	5.00	6.75	8.05	10.00	11.85
PARZIALI PROGETTO					7.00	5.00	1.50	1.50	5.00	3.75	1.50	1.50	5.00	3.80	
QUOTE PROGETTO				113.91	116.41	118.58	118.66	118.51	118.37	118.24	118.18	118.19	117.32	113.92	110.23

PROFILO Rufina - Tratto 1

SEZIONE 56

PROGRESSIVA 925.00

BA BASE	m ²	2.82
BI BINDER	m ²	1.02
BO BONIFICA	m ²	26.94
MG MISTO GRANULARE	m ²	4.62
RI RILEVATO	m ²	146.98
SV SCAVO	m ²	11.39
U USURA	m ²	0.53
VG VEGETALE	m ²	7.78
e SEMINA	m	26.87
g GEOTESSUTO	m	34.20
sc SCOTICO	m	34.20



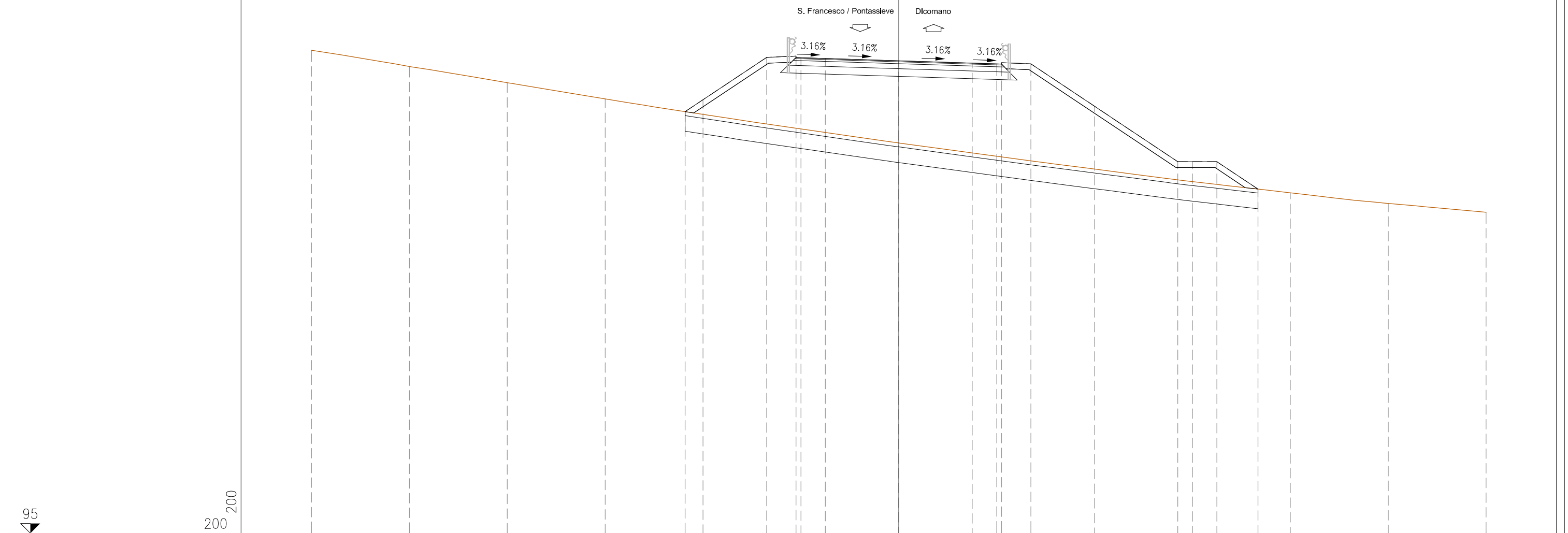
PROGRESSIVE TERRENO	-30.00	-25.00	-20.00	-15.00	-10.00	-5.00	0.00	5.00	10.00	15.00	20.00	25.00	30.00				
PARZIALI TERRENO		5.00	5.00	5.00	5.00	5.00	5.00	5.00	5.00	5.00	5.00	5.00	5.00				
QUOTE TERRENO	117.73	116.52	115.45	114.53	113.28	112.01	111.52	111.51	111.42	111.50	111.22	110.86	110.45				
PROGRESSIVE PROGETTO				-13.84	-10.00	-6.75	-5.00	-3.75	0.00	3.75	5.00	6.75	10.00	14.25	15.00	16.25	19.86
PARZIALI PROGETTO					7.09	5.00	1.50	1.50	5.00	3.75	1.50	1.50	5.00	7.50	5.00	2.00	3.61
QUOTE PROGETTO				114.27	116.83	119.00	118.96	118.94	118.81	118.68	118.63	118.64	116.48	113.64	113.64	113.64	111.23

PROFILO Rufina – Tratto 1

SEZIONE 57

PROGRESSIVA 950.00

BA BASE	m ²	2.76
BI BINDER	m ²	1.08
BO BONIFICA	m ²	23.40
MG MISTO GRANULARE	m ²	4.69
RI RILEVATO	m ²	73.79
SV SCAVO	m ²	26.75
U USURA	m ²	0.53
VG VEGETALE	m ²	6.18
e SEMINA	m	21.53
g GEOTESSUTO	m	29.51
sc SCOTICO	m	29.51



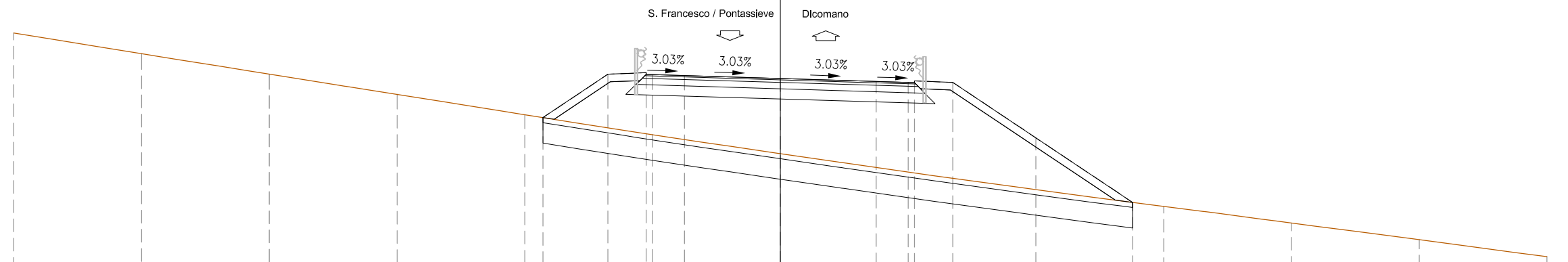
PROGRESSIVE TERRENO	-30.00	-25.00	-20.00	-15.00	-10.00	-5.00	0.00	5.00	10.00	15.00	20.00	25.00	30.00					
PARZIALI TERRENO		5.00	5.00	5.00	5.00	5.00	5.00	5.00	5.00	5.00	5.00	5.00	5.00					
QUOTE TERRENO	119.67	118.84	118.01	117.18	116.39	115.65	114.93	114.25	113.60	112.96	112.38	111.85	111.39					
PROGRESSIVE PROGETTO					-10.91	-10.00	-6.75	-5.00	-3.75	0.00	3.75	5.99	6.75	10.00	14.25	15.00	16.25	18.35
PARZIALI PROGETTO					4.16	5.00	1.50	1.50	5.00	3.75	1.50	1.50	5.00	7.50	5.00	2.00	2.10	
QUOTE PROGETTO					116.53	117.14	119.31	119.29	119.25	119.13	119.01	118.96	118.97	116.81	113.97	113.97	113.97	112.58

PROFILO Rufina – Tratto 1

SEZIONE 58

PROGRESSIVA 962.58

BA BASE	m ²	2.76
BI BINDER	m ²	1.08
BO BONIFICA	m ²	18.42
MG MISTO GRANULARE	m ²	4.67
RI RILEVATO	m ²	42.37
SV SCAVO	m ²	21.83
U USURA	m ²	0.51
VG VEGETALE	m ²	4.13
e SEMINA	m	14.50
g GEOTESSUTO	m	23.32
sc SCOTICO	m	23.32



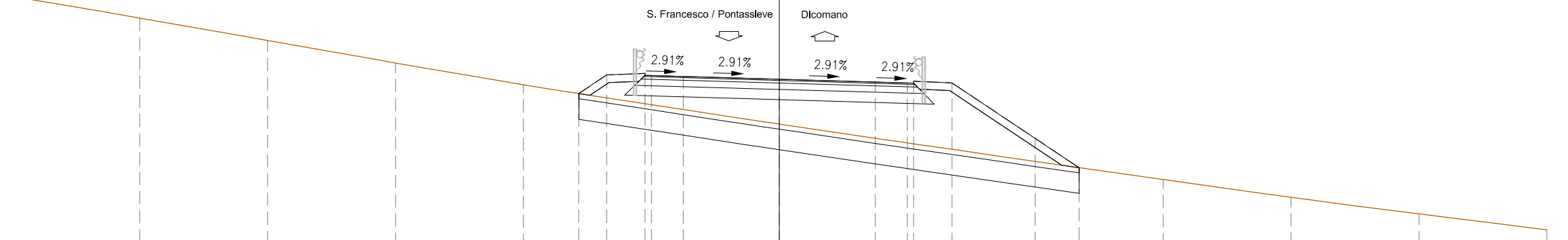
PROGRESSIVE TERRENO	-30.00	-25.00	-20.00	-15.00	-10.00	-5.00	0.00	5.00	10.00	15.00	20.00	25.00	30.00	
PARZIALI TERRENO		5.00	5.00	5.00	5.00	5.00	5.00	5.00	5.00	5.00	5.00	5.00	5.00	
QUOTE TERRENO	121.04	120.23	119.44	118.64	117.85	117.06	116.33	115.61	114.92	114.27	113.62	112.97	112.30	
PROGRESSIVE PROGETTO					-9.29	-6.75	-5.00	-3.75	0.00	3.75	5.99	6.75	10.00	13.78
PARZIALI PROGETTO						2.54	1.50	1.50	5.00	7.50	1.50	1.50	5.00	7.03
QUOTE PROGETTO					117.74	119.43	119.49	119.37	119.26	119.15	118.10	119.11	116.94	114.42

PROFILO Rufina - Tratto 1

SEZIONE 59

PROGRESSIVA 975.00

BA BASE	m ²	2.76
BI BINDER	m ²	1.06
BO BONIFICA	m ²	15.64
MG MISTO GRANULARE	m ²	4.67
RI RILEVATO	m ²	18.75
SV SCAVO	m ²	19.24
U USURA	m ²	0.53
VG VEGETALE	m ²	2.82
e SEMINA	m	10.28
g GEOTESSUTO	m	19.78
sc SCOTICO	m	19.78



98

200
200

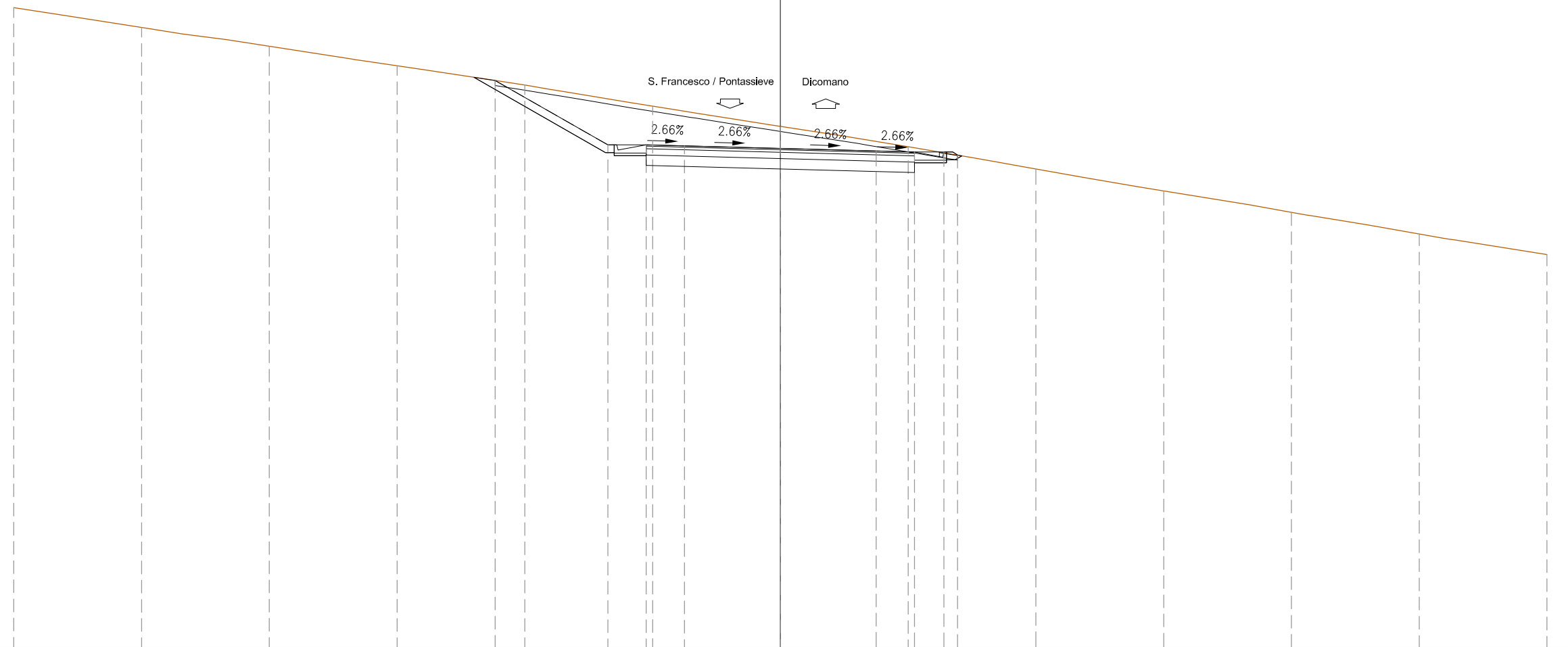
PROGRESSIVE TERRENO	-25.00	-20.00	-15.00	-10.00	-5.00	0.00	5.00	10.00	15.00	20.00	25.00	30.00		
PARZIALI TERRENO		5.00	5.00	5.00	5.00	5.00	5.00	5.00	5.00	5.00	5.00	5.00		
QUOTE TERRENO	121.75	120.88	120.00	119.15	118.37	117.62	116.88	116.16	115.45	114.76	114.11	113.49		
PROGRESSIVE PROGETTO					-7.84	-6.75	-5.66	-3.75	0.00	3.75	5.99	6.75	10.00	11.72
PARZIALI PROGETTO					1.09	1.50	1.50	5.00.75	3.75.00	1.50	1.50	5.00	4.97	
QUOTE PROGETTO					118.80	119.53	119.59	119.48	119.37	119.26	118.21	119.22	117.06	115.91

PROFILO Rufina - Tratto 1

SEZIONE 60

PROGRESSIVA 1000.00

BA BASE	m ²	2.62
BI BINDER	m ²	1.05
MG MISTO GRANULARE	m ²	4.20
SV SCAVO	m ²	0.01
U USURA	m ²	0.53
VG VEGETALE	m ²	1.87
cp COMPATTAZIONE	m	10.50
e SEMINA	m	5.80
g GEOTESSUTO	m	10.50



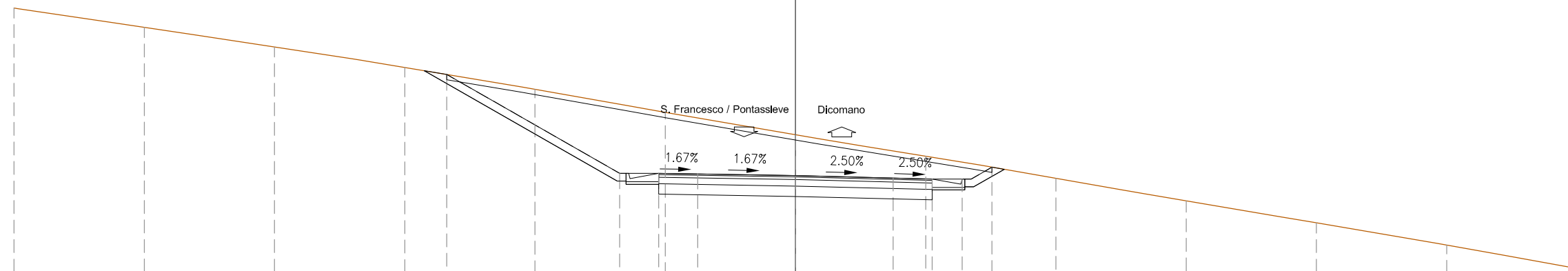
PROGRESSIVE TERRENO	-30.00	-25.00	-20.00	-15.00	-10.00	-5.00	0.00	5.00	10.00	15.00	20.00	25.00	30.00	
PARZIALI TERRENO		5.00	5.00	5.00	5.00	5.00	5.00	5.00	5.00	5.00	5.00	5.00	5.00	
QUOTE TERRENO	125.03	124.25	123.52	122.75	122.00	121.18	120.39	119.59	118.72	117.86	117.02	116.18	115.37	
PROGRESSIVE PROGETTO					-11.16	-10.00	-6.75	-5.00	-3.75	0.00	3.75	5.99	6.40	6.93
PARZIALI PROGETTO					4.41	5.00	1.50	1.50	5.00	3.75	1.50	1.15	0.53	
QUOTE PROGETTO					122.18	121.52	119.66	119.66	119.62	119.52	119.42	118.38	119.38	119.26

PROFILO Rufina - Tratto 1

SEZIONE 61

PROGRESSIVA 1025.00

BA BASE	m ²	2.63
BI BINDER	m ²	1.04
MG MISTO GRANULARE	m ²	4.20
U USURA	m ²	0.53
VG VEGETALE	m ²	2.96
cp COMPATTAZIONE	m	10.50
e SEMINA	m	9.07
g GEOTESSUTO	m	10.50



101

200
200

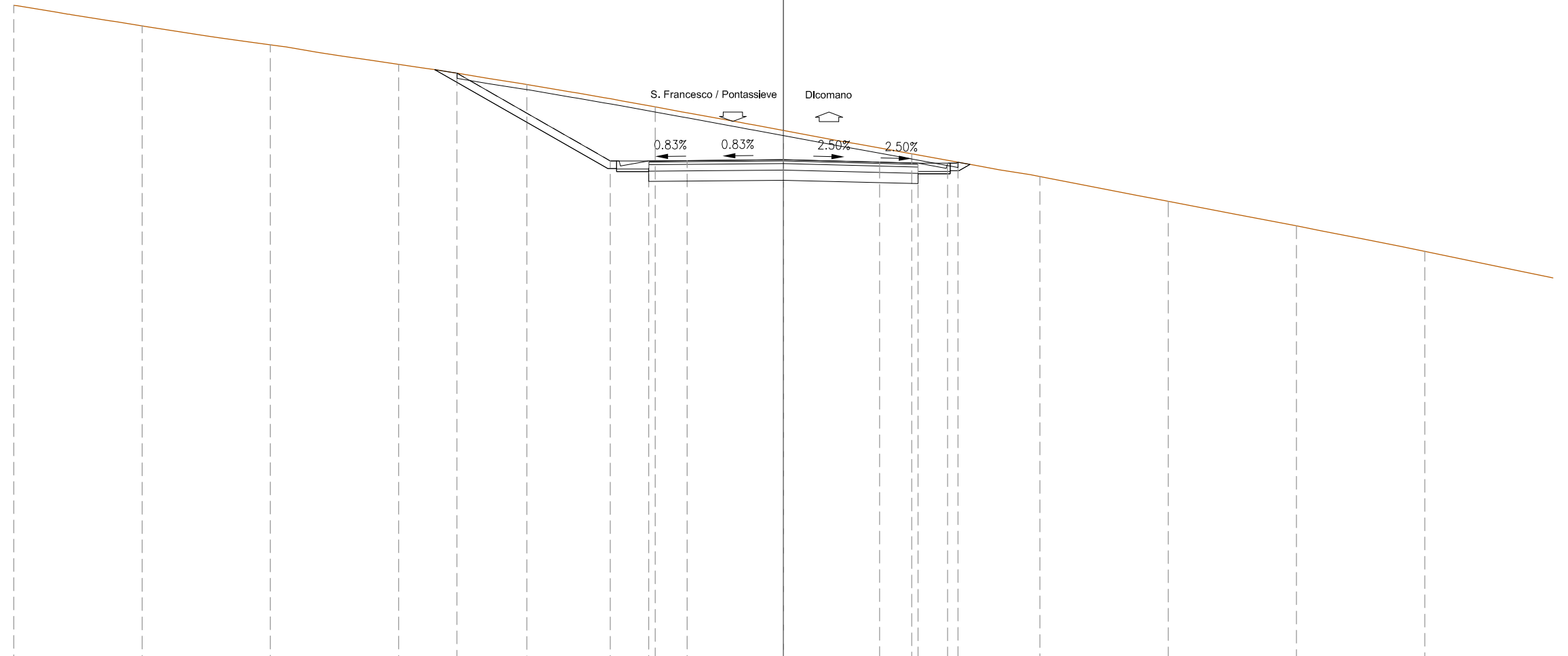
PROGRESSIVE TERRENO	-30.00	-25.00	-20.00	-15.00	-10.00	-5.00	0.00	5.00	10.00	15.00	20.00	25.00	30.00
PARZIALI TERRENO		5.00	5.00	5.00	5.00	5.00	5.00	5.00	5.00	5.00	5.00	5.00	5.00
QUOTE TERRENO	126.02	125.28	124.53	123.74	122.90	122.02	121.16	120.34	119.49	118.62	117.78	116.93	116.03
PROGRESSIVE PROGETTO				-13.39	-10.00	-6.75	-3.50	0.00	3.75	5.99	6.40	7.55	
PARZIALI PROGETTO					6.64	5.00	1.50	1.50	5.00	3.75	1.50	1.15	1.15
QUOTE PROGETTO				123.47	121.54	119.68	119.68	119.66	119.59	119.50	118.46	119.46	119.92

PROFILO Rufina - Tratto 1

SEZIONE 62

PROGRESSIVA 1050.00

BA BASE	m ²	2.63
BI BINDER	m ²	1.05
MG MISTO GRANULARE	m ²	4.20
U USURA	m ²	0.52
VG VEGETALE	m ²	2.53
cp COMPATTAZIONE	m	10.50
e SEMINA	m	7.45
g GEOTESSUTO	m	10.50



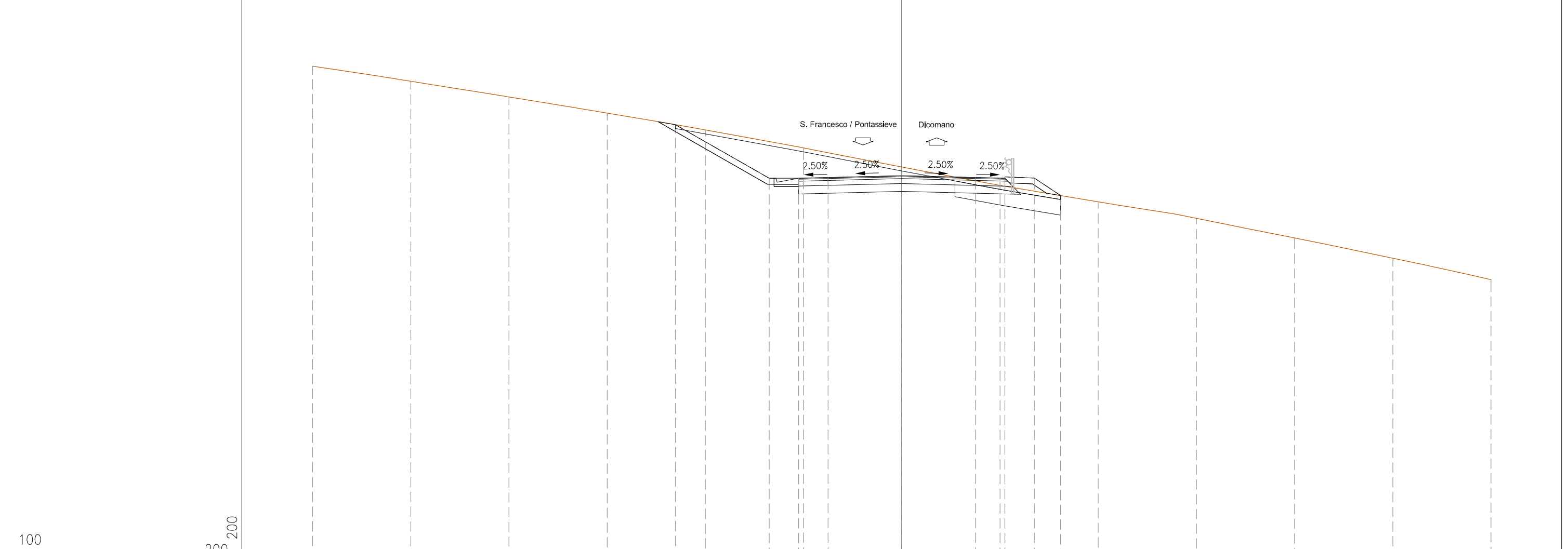
PROGRESSIVE TERRENO	-30.00	-25.00	-20.00	-15.00	-10.00	-5.00	0.00	5.00	10.00	15.00	20.00	25.00	
PARZIALI TERRENO		5.00	5.00	5.00	5.00	5.00	5.00	5.00	5.00	5.00	5.00	5.00	
QUOTE TERRENO	125.60	124.80	124.06	123.30	122.52	121.64	120.72	119.81	118.93	117.96	117.01	116.02	
PROGRESSIVE PROGETTO				-12.72	-10.00	-6.75	-5.00	-3.75	0.00	3.75	5.99	6.40	6.81
PARZIALI PROGETTO					5.97	5.00	1.50	1.50	5.00.75	3.75.00	1.50	1.15	0.41
QUOTE PROGETTO				122.95	121.40	119.54	119.54	119.55	119.58	119.49	118.46	119.45	119.48

PROFILO Rufina - Tratto 1

SEZIONE 63

PROGRESSIVA 1066.71

BA BASE	m ²	2.70
BI BINDER	m ²	1.06
BO BONIFICA	m ²	4.30
MG MISTO GRANULARE	m ²	4.44
RI RILEVATO	m ²	0.43
U USURA	m ²	0.52
VG VEGETALE	m ²	2.69
cp COMPATTAZIONE	m	11.30
e SEMINA	m	8.86
sc SCOTICO	m	5.47



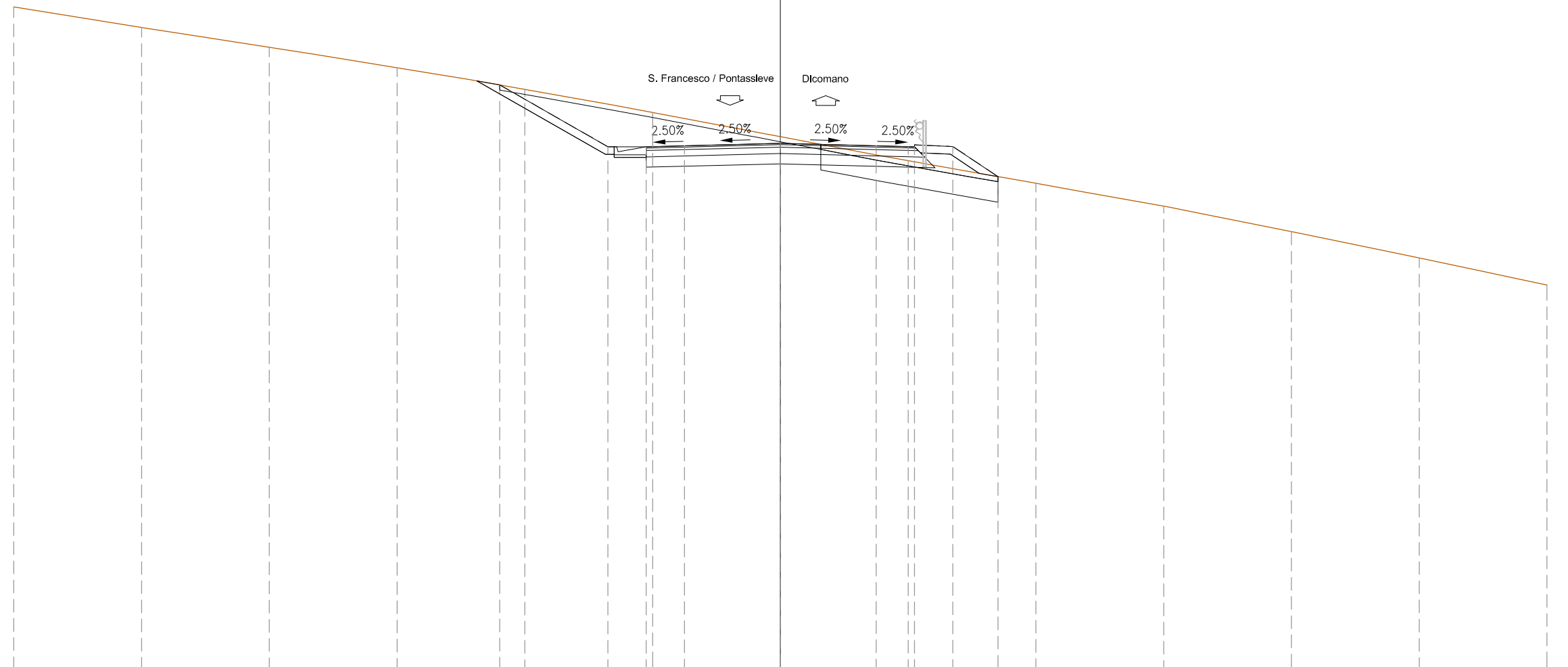
PROGRESSIVE TERRENO	-30.00	-25.00	-20.00	-15.00	-10.00	-5.00	0.00	5.00	10.00	15.00	20.00	25.00	30.00
PARZIALI TERRENO		5.00	5.00	5.00	5.00	5.00	5.00	5.00	5.00	5.00	5.00	5.00	5.00
QUOTE TERRENO	125.11	124.34	123.54	122.72	121.86	120.94	119.97	119.03	118.20	117.36	116.36	115.33	114.24
PROGRESSIVE PROGETTO				-11.53	-10.00	-6.75	-5.00	-3.75	0.00	3.75	5.99	6.75	8.09
PARZIALI PROGETTO					4.78	5.00	1.50	1.50	5.00	3.75	1.50	1.50	1.34
QUOTE PROGETTO				122.13	121.26	119.40	119.40	119.44	119.53	119.44	118.40	119.41	118.52

PROFILO Rufina - Tratto 1

SEZIONE 64

PROGRESSIVA 1075.00

BA BASE	m ²	2.71
BI BINDER	m ²	1.06
BO BONIFICA	m ²	5.56
MG MISTO GRANULARE	m ²	4.44
RI RILEVATO	m ²	0.77
U USURA	m ²	0.52
VG VEGETALE	m ²	2.66
cp COMPATTAZIONE	m	11.30
e SEMINA	m	8.75
sc SCOTICO	m	7.05



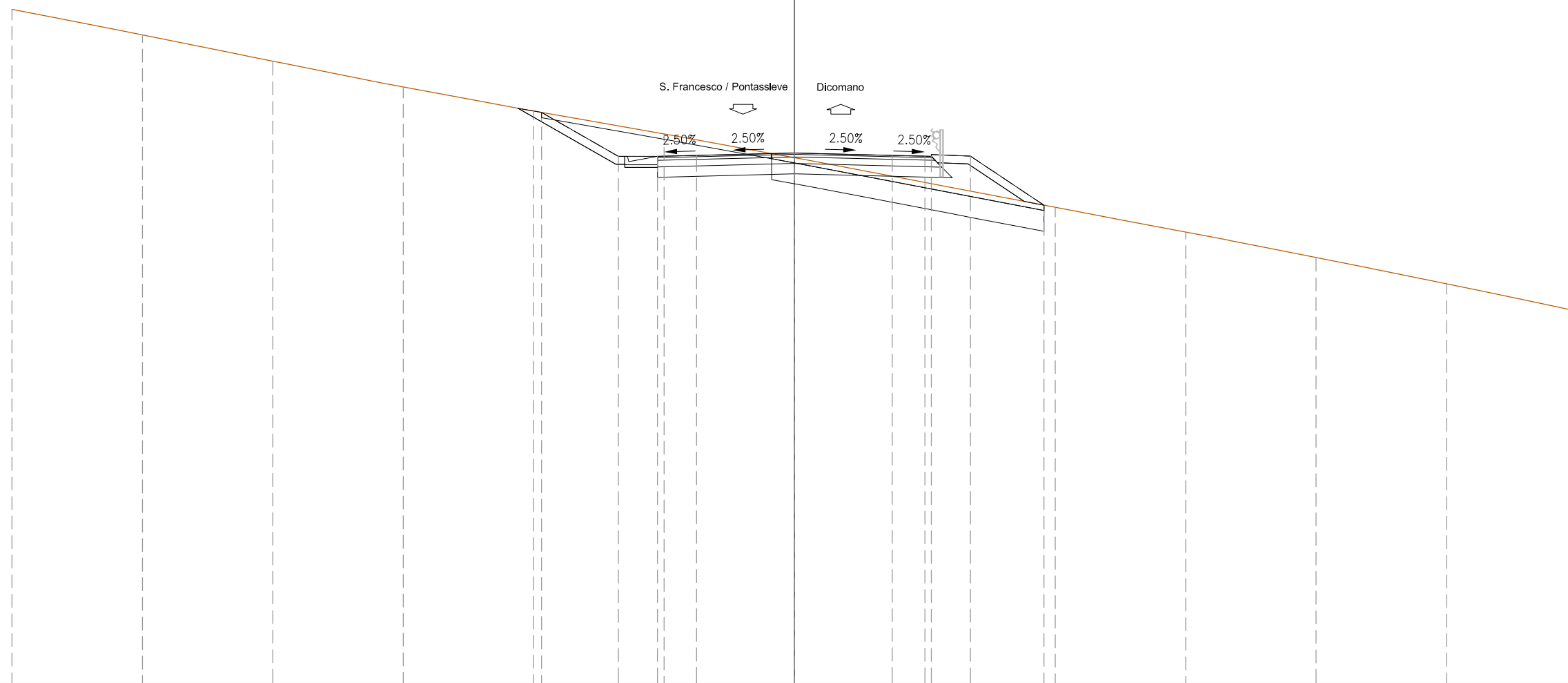
PROGRESSIVE TERRENO	-30.00	-25.00	-20.00	-15.00	-10.00	-5.00	0.00	5.00	10.00	15.00	20.00	25.00	30.00	
PARZIALI TERRENO		5.00	5.00	5.00	5.00	5.00	5.00	5.00	5.00	5.00	5.00	5.00	5.00	
QUOTE TERRENO	124.82	124.03	123.25	122.45	121.60	120.70	119.75	118.81	117.93	117.03	116.04	115.01	113.95	
PROGRESSIVE PROGETTO					-10.98	-10.00	-6.75	-5.00	-3.75	0.00	3.75	5.99	6.75	8.52
PARZIALI PROGETTO					4.23	5.00	1.50	1.50	5.00	3.75	1.50	1.50	1.77	
QUOTE PROGETTO					121.78	121.22	119.36	119.36	119.40	119.49	119.40	118.36	119.37	118.19

PROFILO Rufina - Tratto 1

SEZIONE 65

PROGRESSIVA 1100.00

BA BASE	m ²	2.71
BI BINDER	m ²	1.06
BO BONIFICA	m ²	8.36
MG MISTO GRANULARE	m ²	4.44
RI RILEVATO	m ²	2.29
U USURA	m ²	0.52
VG VEGETALE	m ²	2.57
cp COMPATTAZIONE	m	9.02
e SEMINA	m	8.53
sc SCOTICO	m	10.64



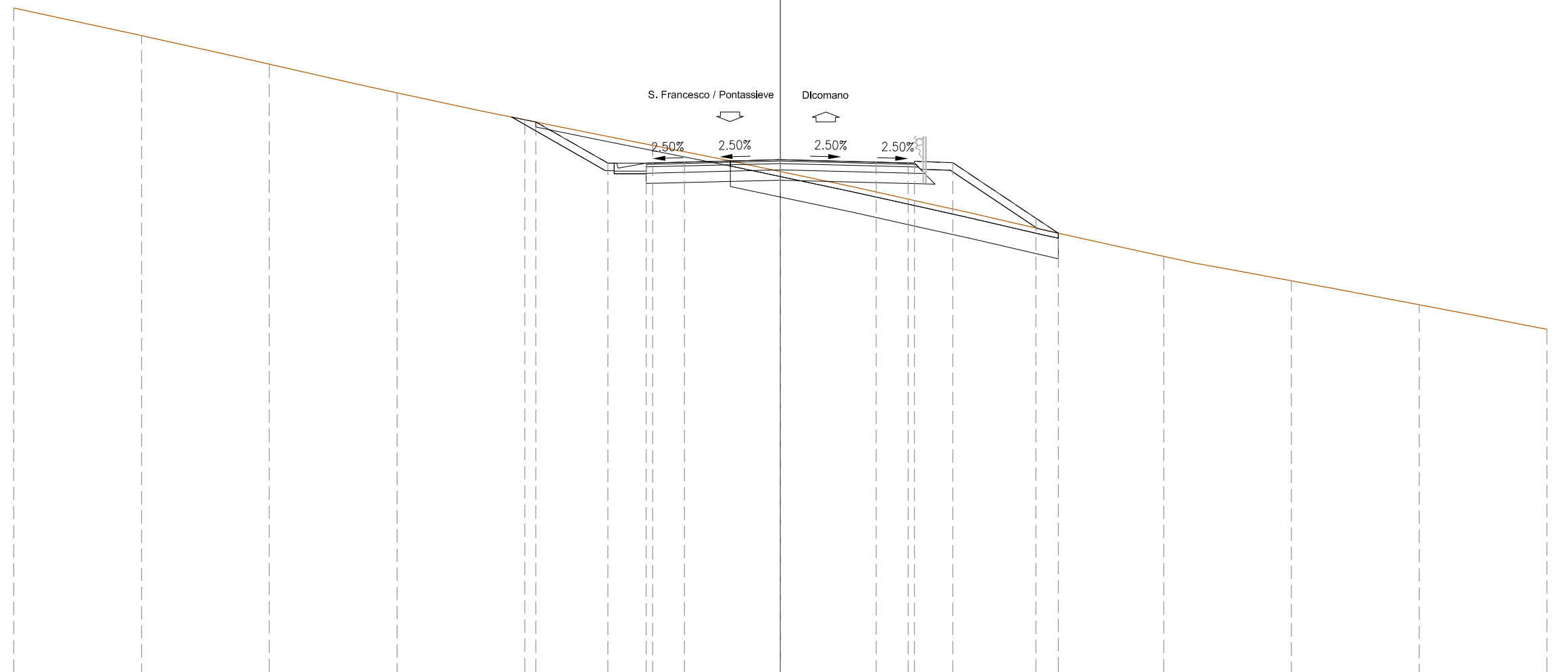
PROGRESSIVE TERRENO	-30.00	-25.00	-20.00	-15.00	-10.00	-5.00	0.00	5.00	10.00	15.00	20.00	25.00	30.00
PARZIALI TERRENO		5.00	5.00	5.00	5.00	5.00	5.00	5.00	5.00	5.00	5.00	5.00	5.00
QUOTE TERRENO	124.82	123.84	122.83	121.85	120.92	120.04	119.13	118.19	117.23	116.29	115.31	114.31	113.26
PROGRESSIVE PROGETTO					-9.70	-6.75	-5.00	-3.75	0.00	3.75	5.99	6.75	9.57
PARZIALI PROGETTO						2.95	1.50	1.50	5.00	3.75	1.50	1.50	2.82
QUOTE PROGETTO					120.87	119.18	118.18	119.22	119.32	119.22	118.18	119.19	117.32

PROFILO Rufina - Tratto 1

SEZIONE 66

PROGRESSIVA 1125.00

BA BASE	m ²	2.69
BI BINDER	m ²	1.07
BO BONIFICA	m ²	10.26
MG MISTO GRANULARE	m ²	4.44
RI RILEVATO	m ²	5.26
U USURA	m ²	0.52
VG VEGETALE	m ²	3.00
cp COMPATTAZIONE	m	7.08
e SEMINA	m	9.97
sc SCOTICO	m	13.15




PROGRESSIVE TERRENO	-30.00	-25.00	-20.00	-15.00	-10.00	-5.00	0.00	5.00	10.00	15.00	20.00	25.00	30.00	
PARZIALI TERRENO		5.00	5.00	5.00	5.00	5.00	5.00	5.00	5.00	5.00	5.00	5.00	5.00	
QUOTE TERRENO	125.00	123.92	122.80	121.68	120.62	119.62	118.60	117.52	116.39	115.28	114.32	113.39	112.42	
PROGRESSIVE PROGETTO					-9.57	-6.75	-5.00	-3.75	0.00	3.75	5.99	6.75	10.00	10.88
PARZIALI PROGETTO						2.82	1.50	1.50	5.00	3.75	1.50	1.50	5.00	4.13
QUOTE PROGETTO					120.54	118.93	118.93	118.97	119.06	118.97	118.93	118.94	116.77	116.18

PROFILO Rufina - Tratto 1

SEZIONE 67

PROGRESSIVA 1150.00

BA BASE	m ²	2.68
BI BINDER	m ²	1.09
BO BONIFICA	m ²	9.82
MG MISTO GRANULARE	m ²	4.44
RI RILEVATO	m ²	4.59
U USURA	m ²	0.52
VG VEGETALE	m ²	2.97
cp COMPATTAZIONE	m	7.35
e SEMINA	m	9.89
sc SCOTICO	m	12.52



98

200
200

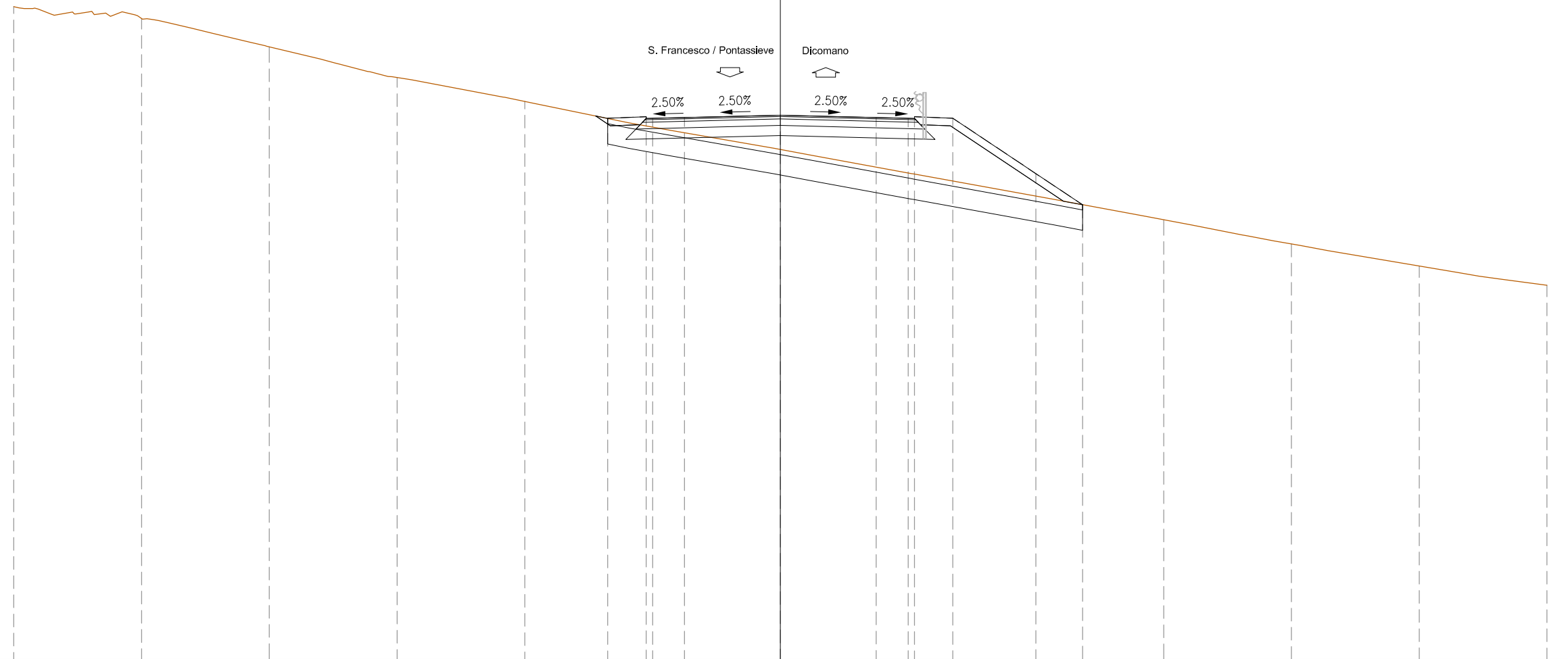
PROGRESSIVE TERRENO	-30.00	-25.00	-20.00	-15.00	-10.00	-5.00	0.00	5.00	10.00	15.00	20.00	25.00	30.00		
PARZIALI TERRENO		5.00	5.00	5.00	5.00	5.00	5.00	5.00	5.00	5.00	5.00	5.00	5.00		
QUOTE TERRENO	124.50	123.47	122.41	121.35	120.38	119.37	118.31	117.25	116.19	115.07	113.96	112.95	112.06		
PROGRESSIVE PROGETTO					-9.86	-9.27	-6.75	-5.00	-3.75	0.00	3.75	5.99	6.75	10.00	10.54
PARZIALI PROGETTO						32.52	1.50	1.50	5.00	7.50	3.75	1.50	1.50	5.00	3.79
QUOTE PROGETTO					120.36	120.27	118.59	118.59	118.63	118.72	118.63	118.58	118.60	116.43	116.07

PROFILO Rufina – Tratto 1

SEZIONE 68

PROGRESSIVA 1175.00

BA BASE	m ²	2.72
BI BINDER	m ²	1.12
BO BONIFICA	m ²	14.88
MG MISTO GRANULARE	m ²	4.68
RI RILEVATO	m ²	13.09
SV SCAVO	m ²	0.97
U USURA	m ²	0.52
VG VEGETALE	m ²	2.60
cp COMPATTAZIONE	m	3.34
e SEMINA	m	9.12
g GEOTESSUTO	m	18.91
sc SCOTICO	m	18.91



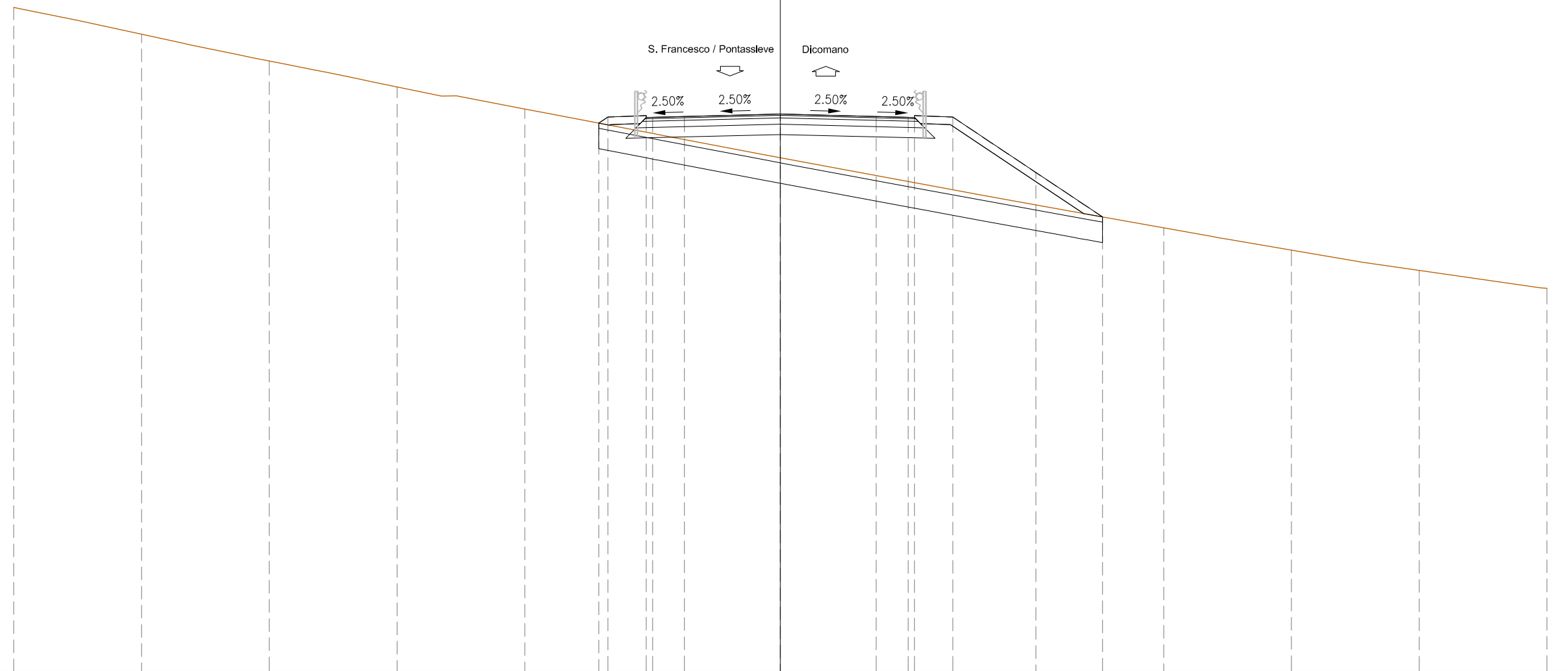
PROGRESSIVE TERRENO	-30.00	-25.00	-20.00	-15.00	-10.00	-5.00	0.00	5.00	10.00	15.00	20.00	25.00	30.00	
PARZIALI TERRENO		5.00	5.00	5.00	5.00	5.00	5.00	5.00	5.00	5.00	5.00	5.00	5.00	
QUOTE TERRENO	122.55	122.08	120.97	119.77	118.84	117.83	116.96	116.04	115.13	114.20	113.26	112.39	111.64	
PROGRESSIVE PROGETTO						-6.76	-5.00	-3.75	0.00	3.75	5.99	6.75	10.00	11.83
PARZIALI PROGETTO						1.51	1.50	5.00	3.75	1.50	1.50	5.00	5.08	
QUOTE PROGETTO						118.17	118.24	118.20	118.30	118.20	118.17	118.18	116.01	114.79

PROFILO Rufina - Tratto 1

SEZIONE 69

PROGRESSIVA 1200.00

BA BASE	m ²	2.78
BI BINDER	m ²	1.06
BO BONIFICA	m ²	15.75
MG MISTO GRANULARE	m ²	4.68
RI RILEVATO	m ²	18.73
SV SCAVO	m ²	19.70
U USURA	m ²	0.52
VG VEGETALE	m ²	2.85
cp COMPATTAZIONE	m	1.82
e SEMINA	m	10.45
g GEOTESSUTO	m	20.03
sc SCOTICO	m	20.03



96

200
200

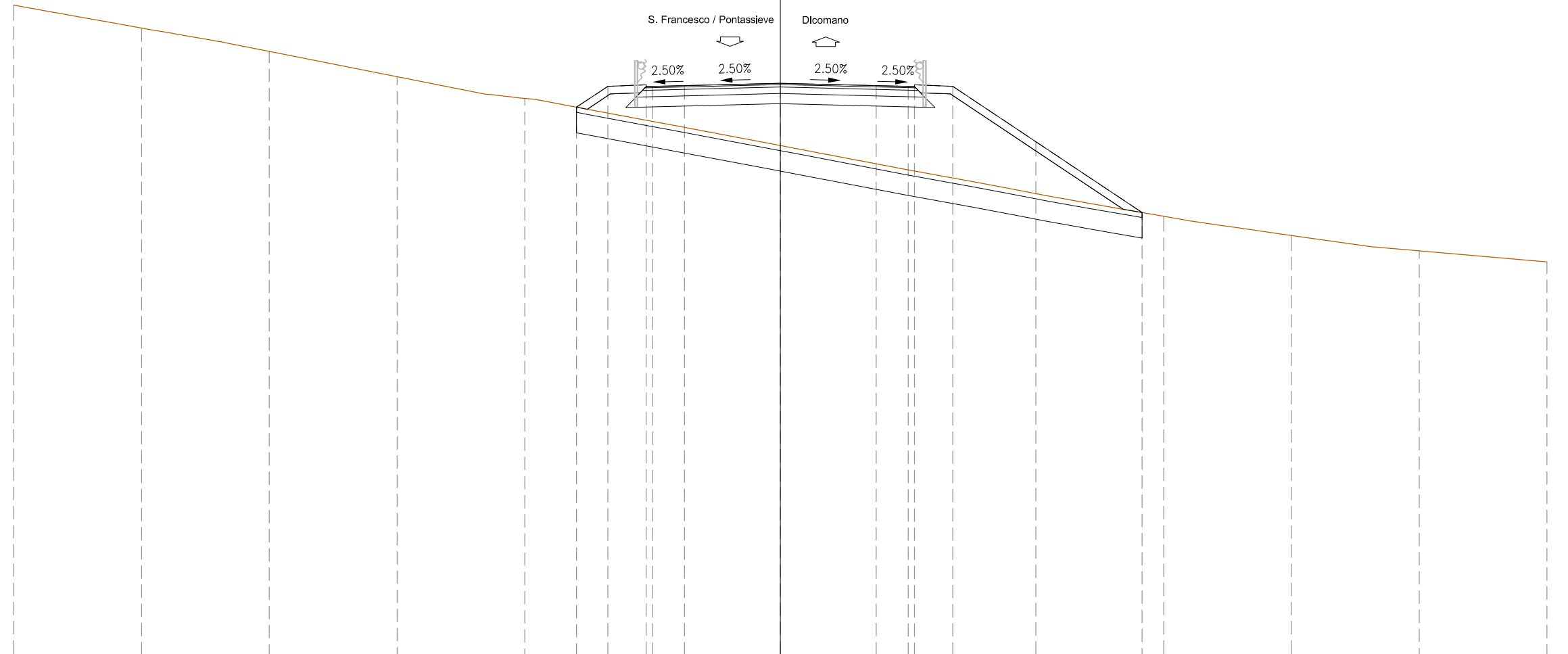
PROGRESSIVE TERRENO	-30.00	-25.00	-20.00	-15.00	-10.00	-5.00	0.00	5.00	10.00	15.00	20.00	25.00	30.00		
PARZIALI TERRENO		5.00	5.00	5.00	5.00	5.00	5.00	5.00	5.00	5.00	5.00	5.00	5.00		
QUOTE TERRENO	121.96	120.92	119.87	118.86	117.99	117.04	116.09	115.16	114.24	113.34	112.47	111.68	110.98		
PROGRESSIVE PROGETTO						-7.10	-6.75	-5.00	-3.75	0.00	3.75	5.99	6.75	10.00	12.60
PARZIALI PROGETTO						0.35	1.50	1.50	5.00	3.75	1.50	1.50	5.00	5.85	
QUOTE PROGETTO						117.44	117.67	117.67	117.70	117.79	117.70	117.66	117.67	115.51	113.77

PROFILO Rufina - Tratto 1

SEZIONE 70

PROGRESSIVA 1217.60

BA BASE	m ²	2.78
BI BINDER	m ²	1.06
BO BONIFICA	m ²	17.70
MG MISTO GRANULARE	m ²	4.68
RI RILEVATO	m ²	33.10
SV SCAVO	m ²	21.69
U USURA	m ²	0.52
VG VEGETALE	m ²	3.83
e SEMINA	m	13.36
g GEOTESSUTO	m	22.49
sc SCOTICO	m	22.49



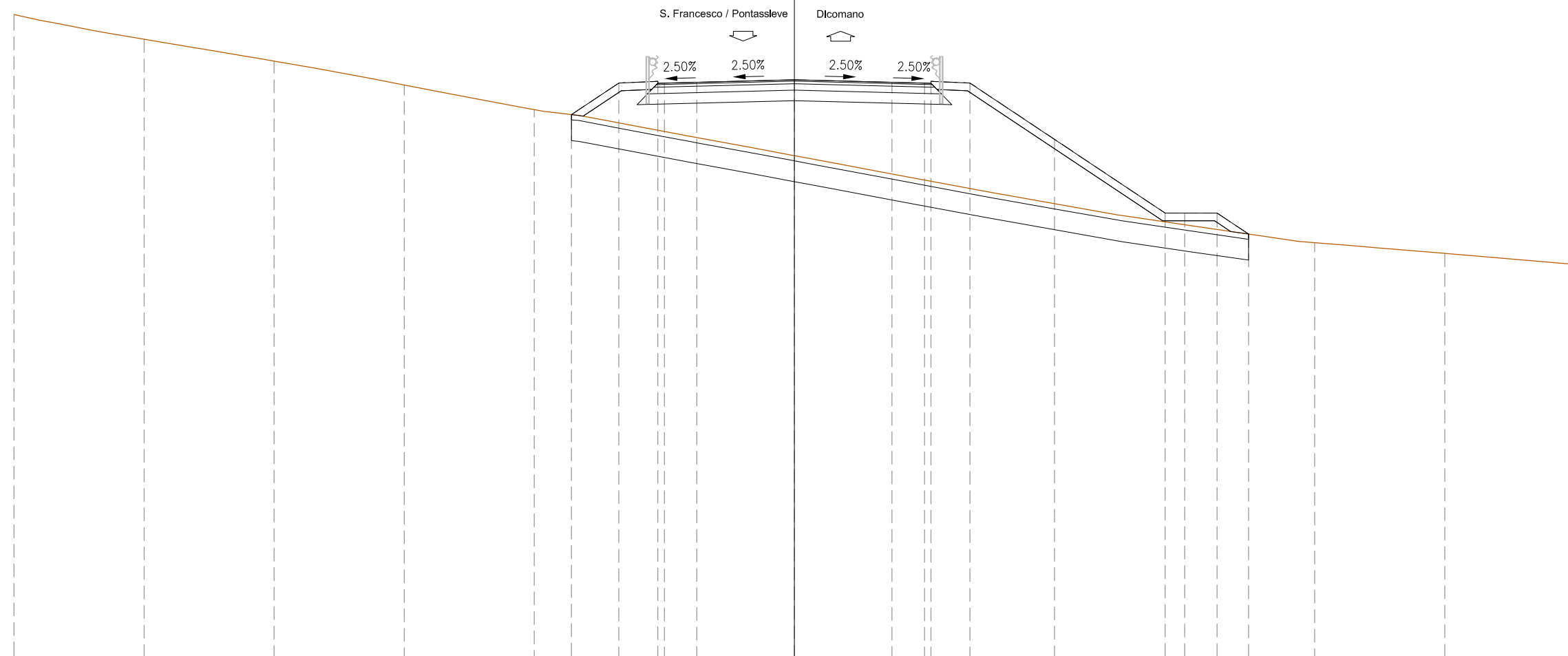
PROGRESSIVE TERRENO	-30.00	-25.00	-20.00	-15.00	-10.00	-5.00	0.00	5.00	10.00	15.00	20.00	25.00	30.00		
PARZIALI TERRENO		5.00	5.00	5.00	5.00	5.00	5.00	5.00	5.00	5.00	5.00	5.00	5.00		
QUOTE TERRENO	120.44	119.55	118.64	117.65	116.80	115.90	114.96	114.00	113.07	112.19	111.44	110.84	110.40		
PROGRESSIVE PROGETTO						-7.97	-6.75	-5.00	-3.75	0.00	3.75	5.99	6.75	10.00	14.15
PARZIALI PROGETTO						1.22	1.50	1.50	5.00.75	3.75.00	1.50	1.50	5.00	7.40	
QUOTE PROGETTO						116.45	117.27	117.27	117.30	117.39	117.30	117.26	117.27	115.10	112.34

PROFILO Rufina - Tratto 1

SEZIONE 71

PROGRESSIVA 1225.00

BA BASE	m ²	2.74
BI BINDER	m ²	1.10
BO BONIFICA	m ²	20.81
MG MISTO GRANULARE	m ²	4.68
RI RILEVATO	m ²	43.72
SV SCAVO	m ²	23.63
U USURA	m ²	0.52
VG VEGETALE	m ²	5.09
e SEMINA	m	17.66
g GEOTESSUTO	m	26.43
sc SCOTICO	m	26.43



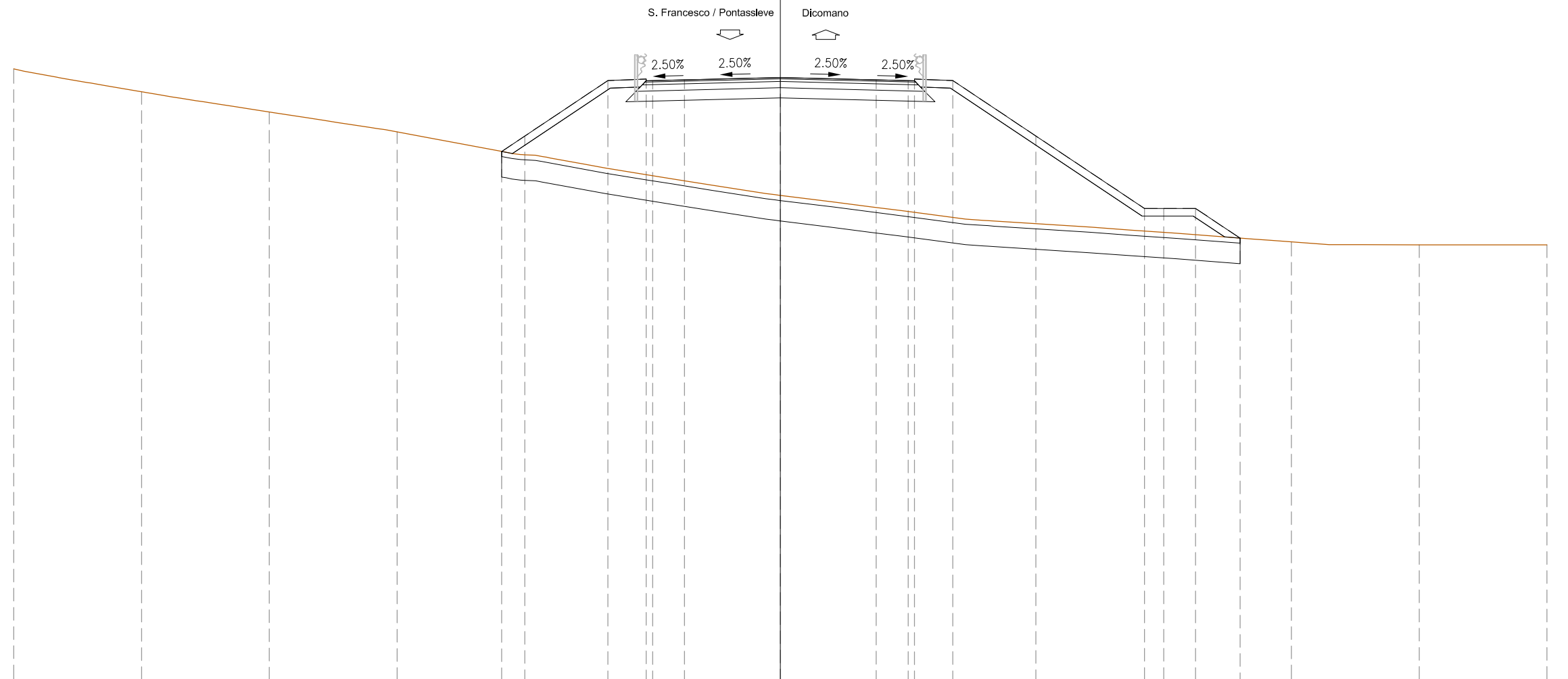
PROGRESSIVE TERRENO	-30.00	-25.00	-20.00	-15.00	-10.00	-5.00	0.00	5.00	10.00	15.00	20.00	25.00	30.00					
PARZIALI TERRENO		5.00	5.00	5.00	5.00	5.00	5.00	5.00	5.00	5.00	5.00	5.00	5.00					
QUOTE TERRENO	119.72	118.77	117.93	117.01	116.06	115.22	114.29	113.36	112.45	111.64	110.95	110.54	110.12					
PROGRESSIVE PROGETTO						-8.57	-6.75	-5.00	-3.75	0.00	3.75	5.99	6.75	10.00	14.25	15.00	16.25	17.46
PARZIALI PROGETTO						1.82	1.50	1.50	5.00	3.75	1.50	1.50	5.00	7.50	5.00	2.00	1.21	
QUOTE PROGETTO						115.87	117.09	117.08	117.12	117.21	117.12	117.08	117.09	114.92	112.09	112.09	112.09	111.28

PROFILO Rufina - Tratto 1

SEZIONE 72

PROGRESSIVA 1250.00

BA BASE	m ²	2.78
BI BINDER	m ²	1.04
BO BONIFICA	m ²	23.11
MG MISTO GRANULARE	m ²	4.70
RI RILEVATO	m ²	78.81
SV SCAVO	m ²	20.82
U USURA	m ²	0.52
VG VEGETALE	m ²	6.18
e SEMINA	m	21.10
g GEOTESSUTO	m	29.11
sc SCOTICO	m	29.11



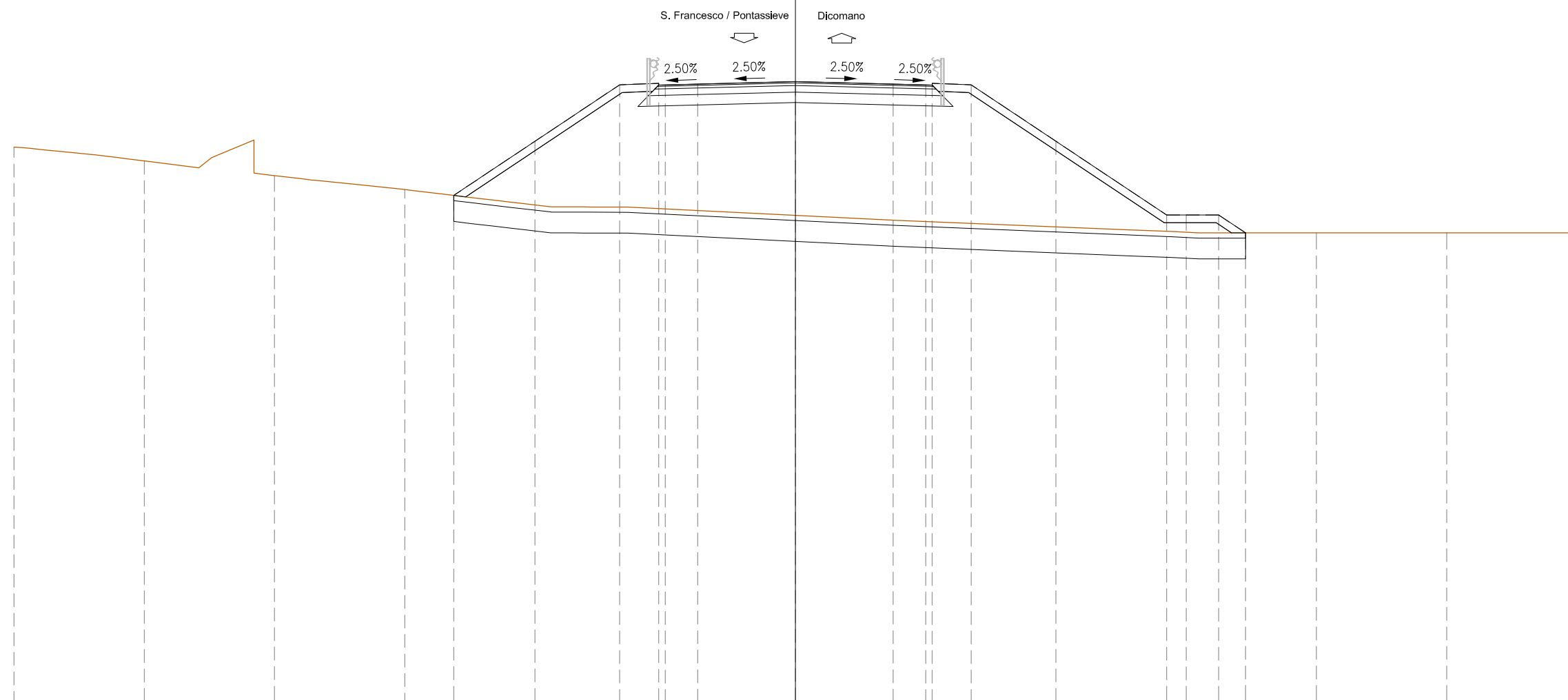
PROGRESSIVE TERRENO	-30.00	-25.00	-20.00	-15.00	-10.00	-5.00	0.00	5.00	10.00	15.00	20.00	25.00	30.00					
PARZIALI TERRENO		5.00	5.00	5.00	5.00	5.00	5.00	5.00	5.00	5.00	5.00	5.00	5.00					
QUOTE TERRENO	116.88	115.98	115.19	114.42	113.52	112.70	111.93	111.30	110.82	110.48	110.11	110.00	110.00					
PROGRESSIVE PROGETTO					-10.91	-10.00	-6.75	-5.00	-3.75	0.00	3.75	5.99	6.75	10.00	14.25	15.00	16.25	17.99
PARZIALI PROGETTO						4.16	5.00	1.50	1.50	5.00	3.75	1.50	1.50	5.00	7.50	5.00	2.00	1.74
QUOTE PROGETTO					113.65	114.25	116.42	116.42	116.45	116.54	116.45	116.42	116.42	114.25	111.42	111.42	111.42	110.26

PROFILO Rufina - Tratto 1

SEZIONE 73

PROGRESSIVA 1275.00

BA BASE	m ²	2.74
BI BINDER	m ²	1.10
BO BONIFICA	m ²	24.34
MG MISTO GRANULARE	m ²	4.68
RI RILEVATO	m ²	92.08
SV SCAVO	m ²	26.52
U USURA	m ²	0.52
VG VEGETALE	m ²	6.72
e SEMINA	m	22.91
g GEOTESSUTO	m	30.43
sc SCOTICO	m	30.43



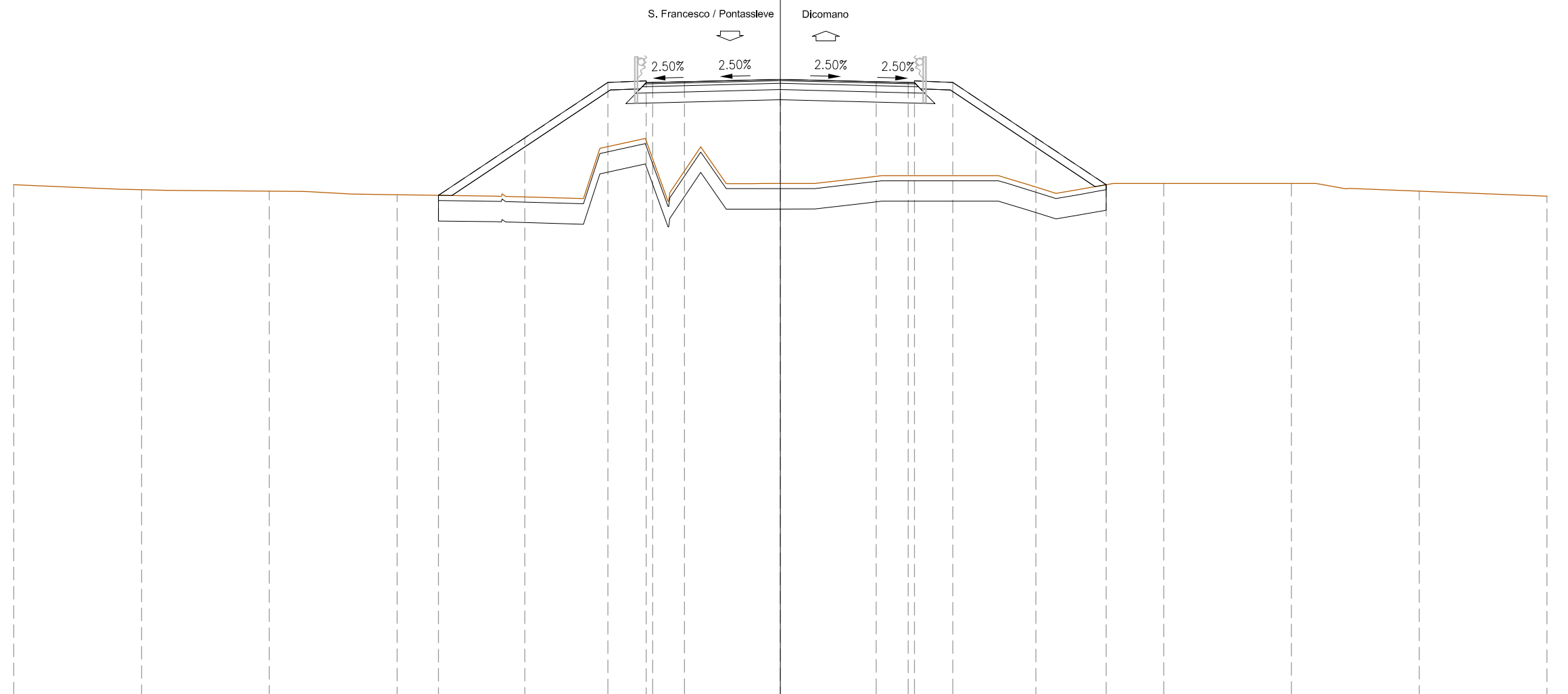
PROGRESSIVE TERRENO	30.00	25.00	20.00	15.00	10.00	5.00	0.00	5.00	10.00	15.00	20.00	25.00	30.00				
PARZIALI TERRENO		5.00	5.00	5.00	5.00	5.00	5.00	5.00	5.00	5.00	5.00	5.00	5.00				
QUOTE TERRENO	113.30	112.77	112.20	111.66	111.07	110.92	110.68	110.44	110.23	110.03	110.00	110.00	110.00				
PROGRESSIVE PROGETTO				-13.12	-10.00	-6.75	-5.00	-3.75	0.00	3.75	5.99	6.75	10.00	14.25	15.00	16.25	17.28
PARZIALI PROGETTO					6.37	5.00	1.50	1.50	5.00	3.75	1.50	1.50	5.00	7.50	5.00	2.00	1.03
QUOTE PROGETTO				111.44	113.52	115.69	115.75	115.71	115.81	115.71	115.68	115.69	113.52	110.69	110.69	110.69	110.00

PROFILO Rufina – Tratto 1

SEZIONE 74

PROGRESSIVA 1300.00

BA BASE	m ²	2.78
BI BINDER	m ²	1.04
BO BONIFICA	m ²	20.90
MG MISTO GRANULARE	m ²	4.68
RI RILEVATO	m ²	59.82
SV SCAVO	m ²	36.57
U USURA	m ²	0.54
VG VEGETALE	m ²	5.19
e SEMINA	m	18.18
g GEOTESSUTO	m	31.54
sc SCOTICO	m	31.54



91

200
200

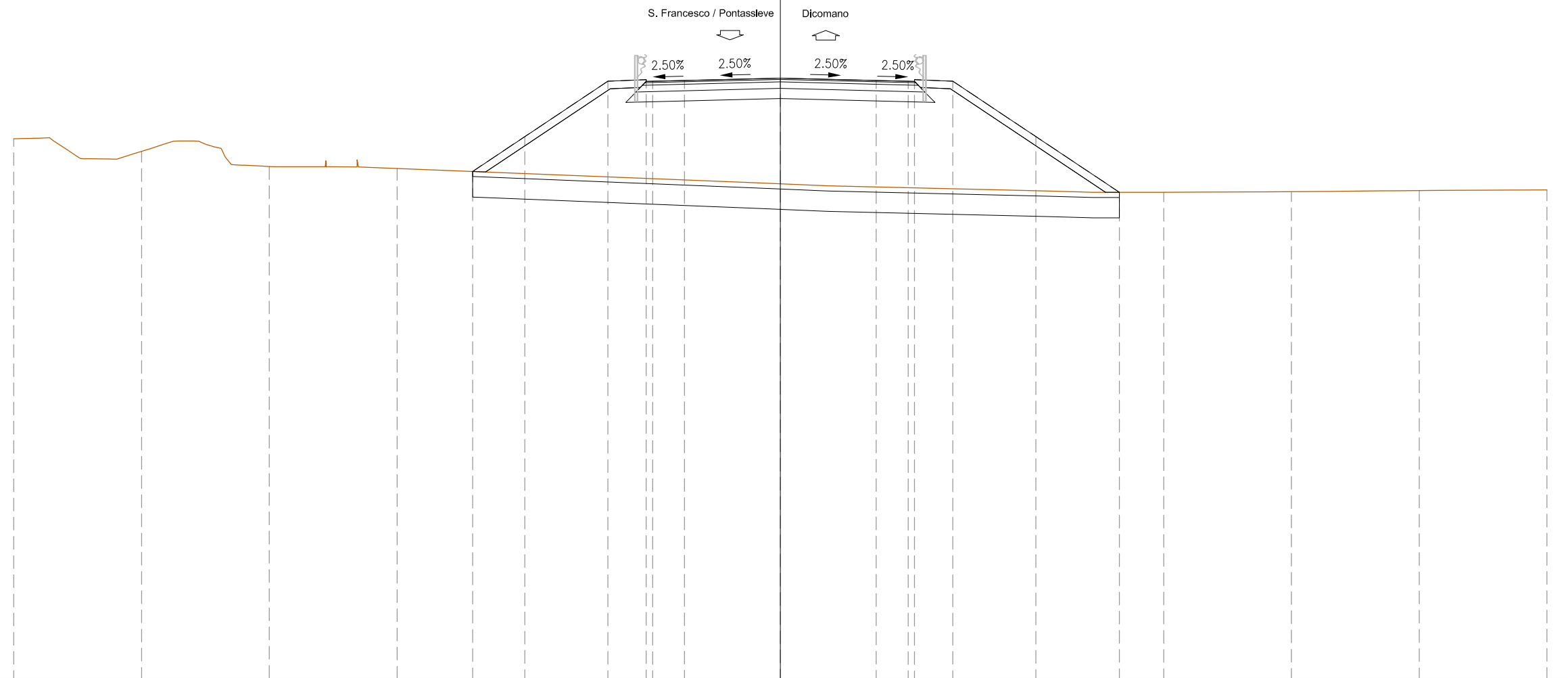
PROGRESSIVE TERRENO	-30.00	-25.00	-20.00	-15.00	-10.00	-5.00	0.00	5.00	10.00	15.00	20.00	25.00	30.00	
PARZIALI TERRENO		5.00	5.00	5.00	5.00	5.00	5.00	5.00	5.00	5.00	5.00	5.00	5.00	
QUOTE TERRENO	110.95	110.76	110.70	110.55	110.47	111.98	111.00	111.31	110.86	111.00	111.00	110.70	110.50	
PROGRESSIVE PROGETTO				-13.38	-10.00	-6.75	-5.00	-3.75	0.00	3.75	5.99	6.75	10.00	12.75
PARZIALI PROGETTO					6.63	5.00	1.50	1.50	5.00.75	3.75.00	1.50	1.50	5.00	6.00
QUOTE PROGETTO				110.53	112.79	114.95	114.95	114.98	115.07	114.98	114.95	114.95	112.79	110.95

PROFILO Rufina – Tratto 1

SEZIONE 75

PROGRESSIVA 1325.00

BA BASE	m ²	2.72
BI BINDER	m ²	1.10
BO BONIFICA	m ²	20.24
MG MISTO GRANULARE	m ²	4.68
RI RILEVATO	m ²	64.39
SV SCAVO	m ²	23.79
U USURA	m ²	0.54
VG VEGETALE	m ²	4.96
e SEMINA	m	17.20
g GEOTESSUTO	m	25.32
sc SCOTICO	m	25.32



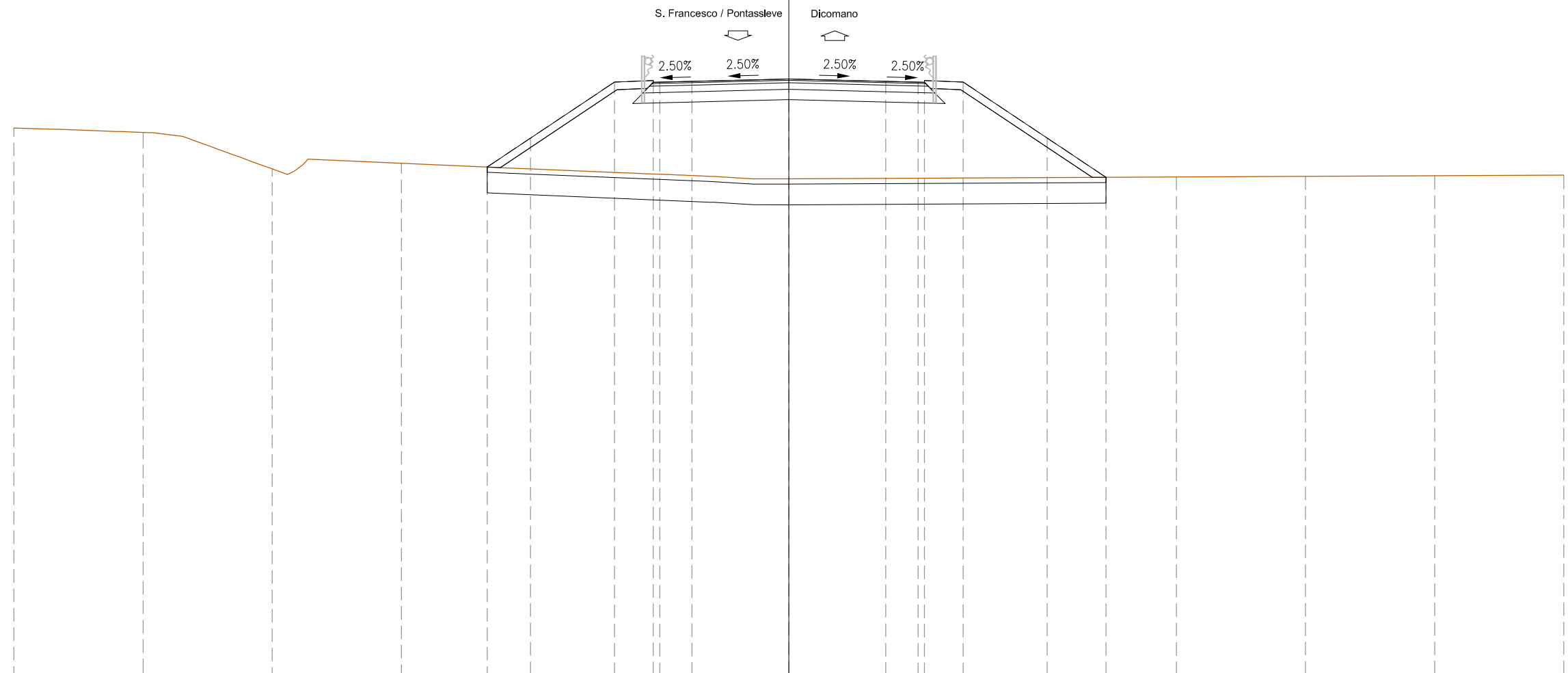
PROGRESSIVE TERRENO	-30.00	-25.00	-20.00	-15.00	-10.00	-5.00	0.00	5.00	10.00	15.00	20.00	25.00	30.00	
PARZIALI TERRENO		5.00	5.00	5.00	5.00	5.00	5.00	5.00	5.00	5.00	5.00	5.00	5.00	
QUOTE TERRENO	112.10	111.60	111.01	110.94	110.74	110.53	110.33	110.18	110.06	110.00	110.03	110.07	110.09	
PROGRESSIVE PROGETTO				-12.04	-10.00	-6.75	-5.00	0.00	3.75	5.99	6.75	10.00	13.27	
PARZIALI PROGETTO					5.29	5.00	1.50	1.50	5.00.75	3.75.00	1.50	1.50	5.00	6.52
QUOTE PROGETTO				110.82	112.18	114.35	114.34	114.37	114.47	114.37	114.34	114.35	112.18	110.00

PROFILO Rufina – Tratto 1

SEZIONE 76

PROGRESSIVA 1350.00

BA BASE	m ²	2.80
BI BINDER	m ²	1.04
BO BONIFICA	m ²	19.16
MG MISTO GRANULARE	m ²	4.68
RI RILEVATO	m ²	55.70
SV SCAVO	m ²	20.56
U USURA	m ²	0.52
VG VEGETALE	m ²	4.44
e SEMINA	m	15.56
g GEOTESSUTO	m	23.96
sc SCOTICO	m	23.96



91

200

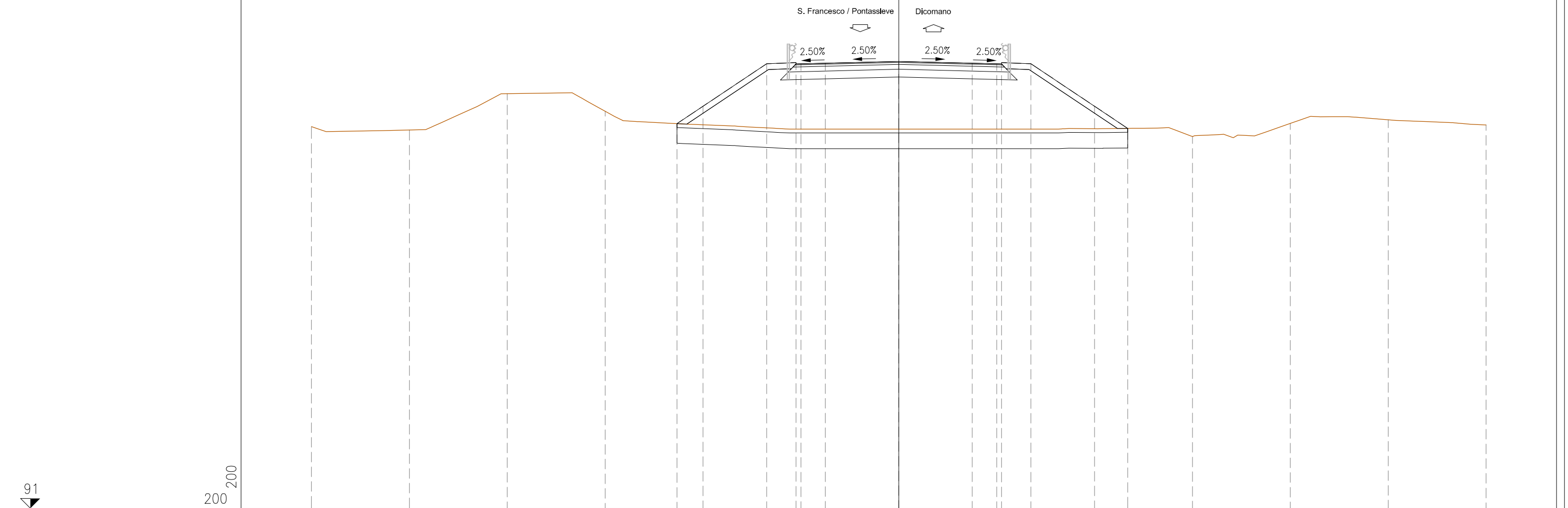
PROGRESSIVE TERRENO	-30.00	-25.00	-20.00	-15.00	-10.00	-5.00	0.00	5.00	10.00	15.00	20.00	25.00	30.00		
PARZIALI TERRENO		5.00	5.00	5.00	5.00	5.00	5.00	5.00	5.00	5.00	5.00	5.00	5.00		
QUOTE TERRENO	112.14	111.98	110.56	110.78	110.56	110.36	110.18	110.20	110.23	110.25	110.28	110.30	110.33		
PROGRESSIVE PROGETTO					-11.68	-10.00	-6.75	-5.00	-3.75	0.00	3.75	5.99	6.75	10.00	12.28
PARZIALI PROGETTO						4.93	5.00	1.50	1.50	5.00.75	3.75.00	1.50	1.50	5.00	5.53
QUOTE PROGETTO					110.64	111.76	113.92	113.98	113.95	114.04	113.95	113.91	113.92	111.76	110.24

PROFILO Rufina – Tratto 1

SEZIONE 77

PROGRESSIVA 1375.00

BA BASE	m ²	2.80
BI BINDER	m ²	1.06
BO BONIFICA	m ²	18.45
MG MISTO GRANULARE	m ²	4.66
RI RILEVATO	m ²	48.20
SV SCAVO	m ²	20.45
U USURA	m ²	0.52
VG VEGETALE	m ²	4.08
e SEMINA	m	14.44
g GEOTESSUTO	m	23.03
sc SCOTICO	m	23.03



91

200
200

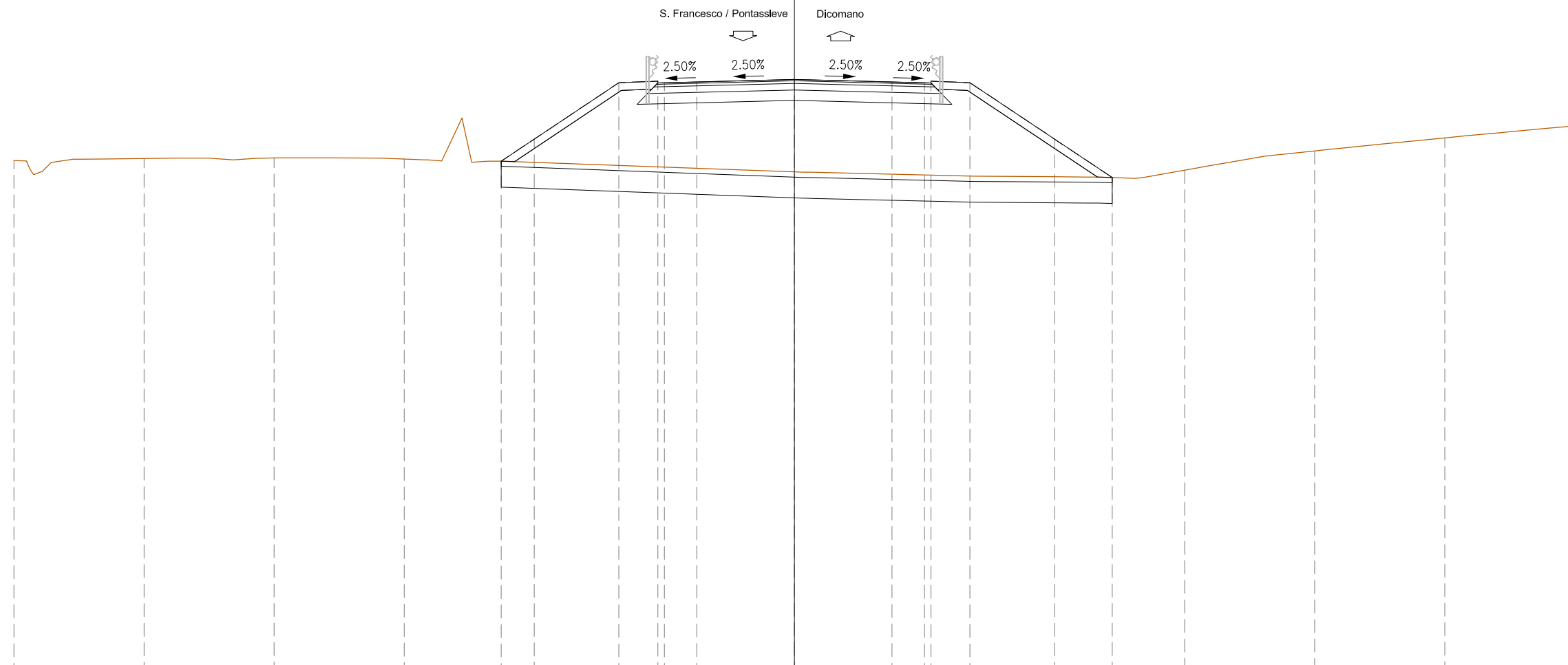
PROGRESSIVE TERRENO	-30.00	-25.00	-20.00	-15.00	-10.00	-5.00	0.00	5.00	10.00	15.00	20.00	25.00	30.00		
PARZIALI TERRENO		5.00	5.00	5.00	5.00	5.00	5.00	5.00	5.00	5.00	5.00	5.00	5.00		
QUOTE TERRENO	110.48	110.31	112.16	111.26	110.57	110.35	110.35	110.35	110.37	109.97	110.64	110.83	110.56		
PROGRESSIVE PROGETTO					-11.33	-10.00	-6.75	-5.00	-3.75	0.00	3.75	5.99	6.75	10.00	11.70
PARZIALI PROGETTO						4.58	5.00	1.50	1.50	5.00.75	3.75.00	1.50	1.50	5.00	4.95
QUOTE PROGETTO					110.63	111.52	113.68	113.68	113.71	113.80	113.71	113.69	113.68	111.52	110.39

PROFILO Rufina - Tratto 1

SEZIONE 78

PROGRESSIVA 1400.00

BA BASE	m ²	2.72
BI BINDER	m ²	1.10
BO BONIFICA	m ²	18.81
MG MISTO GRANULARE	m ²	4.68
RI RILEVATO	m ²	50.25
SV SCAVO	m ²	21.99
U USURA	m ²	0.54
VG VEGETALE	m ²	4.27
e SEMINA	m	15.02
g GEOTESSUTO	m	23.50
sc SCOTICO	m	23.50



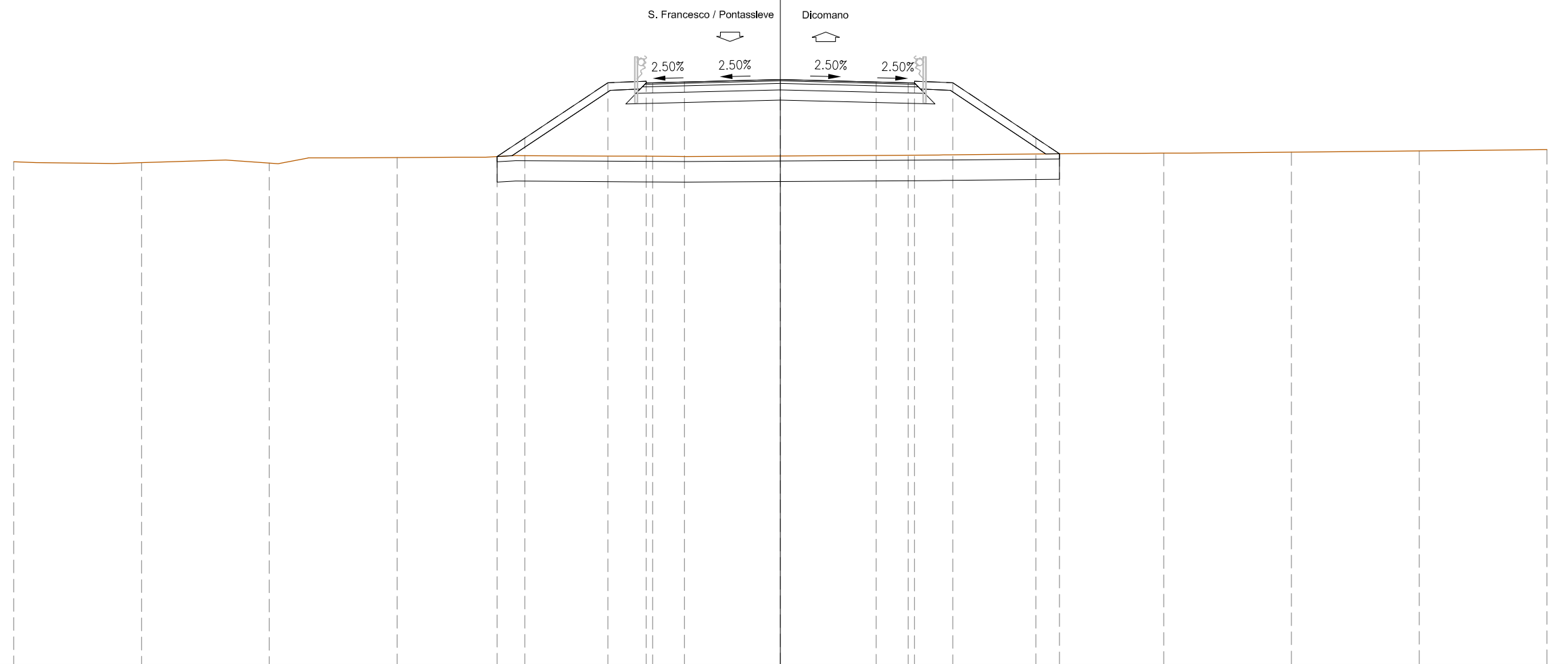
PROGRESSIVE TERRENO	-30.00	-25.00	-20.00	-15.00	-10.00	-5.00	0.00	5.00	10.00	15.00	20.00	25.00	30.00		
PARZIALI TERRENO		5.00	5.00	5.00	5.00	5.00	5.00	5.00	5.00	5.00	5.00	5.00	5.00		
QUOTE TERRENO	110.64	110.72	110.73	110.69	110.57	110.39	110.20	110.08	110.01	110.26	111.00	111.51	111.97		
PROGRESSIVE PROGETTO					-11.27	-10.00	-6.75	-5.00	-3.75	0.00	3.75	5.99	6.75	10.00	12.22
PARZIALI PROGETTO						4.52	5.00	1.50	1.50	5.00.75	3.75.00	1.50	1.50	5.00	5.47
QUOTE PROGETTO					110.61	111.46	113.63	113.69	113.66	113.75	113.66	113.62	113.63	111.46	109.98

PROFILO Rufina – Tratto 1

SEZIONE 79

PROGRESSIVA 1425.00

BA BASE	m ²	2.72
BI BINDER	m ²	1.10
BO BONIFICA	m ²	17.62
MG MISTO GRANULARE	m ²	4.68
RI RILEVATO	m ²	38.59
SV SCAVO	m ²	21.73
U USURA	m ²	0.54
VG VEGETALE	m ²	3.76
e SEMINA	m	13.23
g GEOTESSUTO	m	22.01
sc SCOTICO	m	22.01



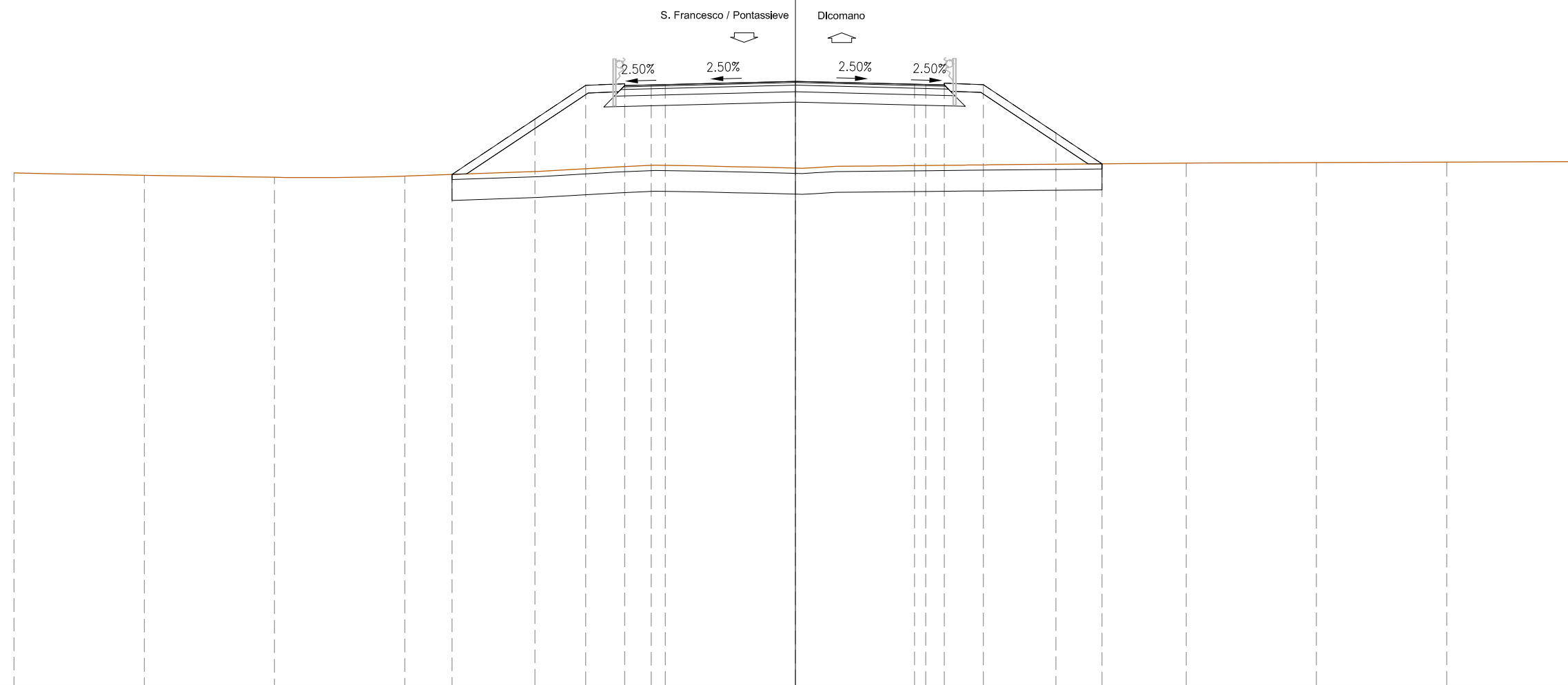
PROGRESSIVE TERRENO	-30.00	-25.00	-20.00	-15.00	-10.00	-5.00	0.00	5.00	10.00	15.00	20.00	25.00	30.00		
PARZIALI TERRENO		5.00	5.00	5.00	5.00	5.00	5.00	5.00	5.00	5.00	5.00	5.00	5.00		
QUOTE TERRENO	110.66	110.63	110.61	110.82	110.90	110.88	110.89	110.92	110.97	111.00	111.04	111.09	111.13		
PROGRESSIVE PROGETTO					-11.09	-10.00	-6.75	-5.00	-3.75	0.00	3.75	5.00	6.75	10.00	10.92
PARZIALI PROGETTO						4.34	5.00	1.50	1.50	5.00.75	3.75.00	1.50	1.50	5.00	4.17
QUOTE PROGETTO					110.86	111.59	113.76	113.92	113.78	113.88	113.78	113.75	113.76	111.59	110.98

PROFILO Rufina - Tratto 1

SEZIONE 80

PROGRESSIVA 1450.00

BA BASE	m ²	3.20
BI BINDER	m ²	1.23
BO BONIFICA	m ²	19.98
MG MISTO GRANULARE	m ²	5.39
RI RILEVATO	m ²	49.28
SV SCAVO	m ²	26.93
U USURA	m ²	0.64
VG VEGETALE	m ²	4.12
e SEMINA	m	14.64
g GEOTESSUTO	m	24.96
sc SCOTICO	m	24.96



91

200
200

PROGRESSIVE TERRENO	-30.00	-25.00	-20.00	-15.00	-10.00	-5.00	0.00	5.00	10.00	15.00	20.00	25.00	30.00			
PARZIALI TERRENO		5.00	5.00	5.00	5.00	5.00	5.00	5.00	5.00	5.00	5.00	5.00	5.00			
QUOTE TERRENO	110.67	110.58	110.50	110.55	110.72	110.96	110.86	110.96	111.00	111.05	111.07	111.09	111.10			
PROGRESSIVE PROGETTO				-13.19	-10.00	-8.06	0.00	4.57	5.00	5.72	7.22	10.00	11.77			
PARZIALI PROGETTO				5.13	5.00	1.02	55.00	45.00	1.15	1.50	5.00	4.55				
QUOTE PROGETTO				110.61	112.74	114.03	114.09	114.05	114.06	114.19	114.07	114.06	114.05	114.06	112.20	111.02