

S.S. 67 "Tosco Romagnola"  
Lavori di adeguamento della S.S. 67 nel tratto tra la  
località S.Francesco in Comune di Pelago e l'abitato di  
Dicomano.  
Variante di Rufina (FI) – LOTTI 2A e 2B

**PROGETTO DEFINITIVO**

cod. FI462

PROGETTAZIONE:  
RAGGRUPPAMENTO  
TEMPORANEO PROGETTISTI

MANDATARIA:

MANDANTI:



IL RESPONSABILE DELL'INTEGRAZIONE DELLE PRESTAZIONI  
SPECIALISTICHE:

Ing. Riccardo Formichi – Società Pro Iter Srl  
Ordine Ingegneri Provincia di Milano n. 18045

IL GEOLOGO:

Geol. Massimo Mezzanatica – Società Pro Iter Srl  
Ordine Geologi della Lombardia n. 762

IL COORDINATORE PER LA SICUREZZA IN FASE DI PROGETTAZIONE:

Ing. Massimo Mangini – Società Erre.Vi.A Srl  
Ordine Ingegneri Provincia di Varese n. 1502

VISTO: IL RESP. DEL PROCEDIMENTO:

Ing. Francesco Pisani

PROTOCOLLO:

DATA:



**ASSE PRINCIPALE  
PROGETTO STRADALE  
ASSE PRINCIPALE SECONDO TRATTO  
Sezioni trasversali**

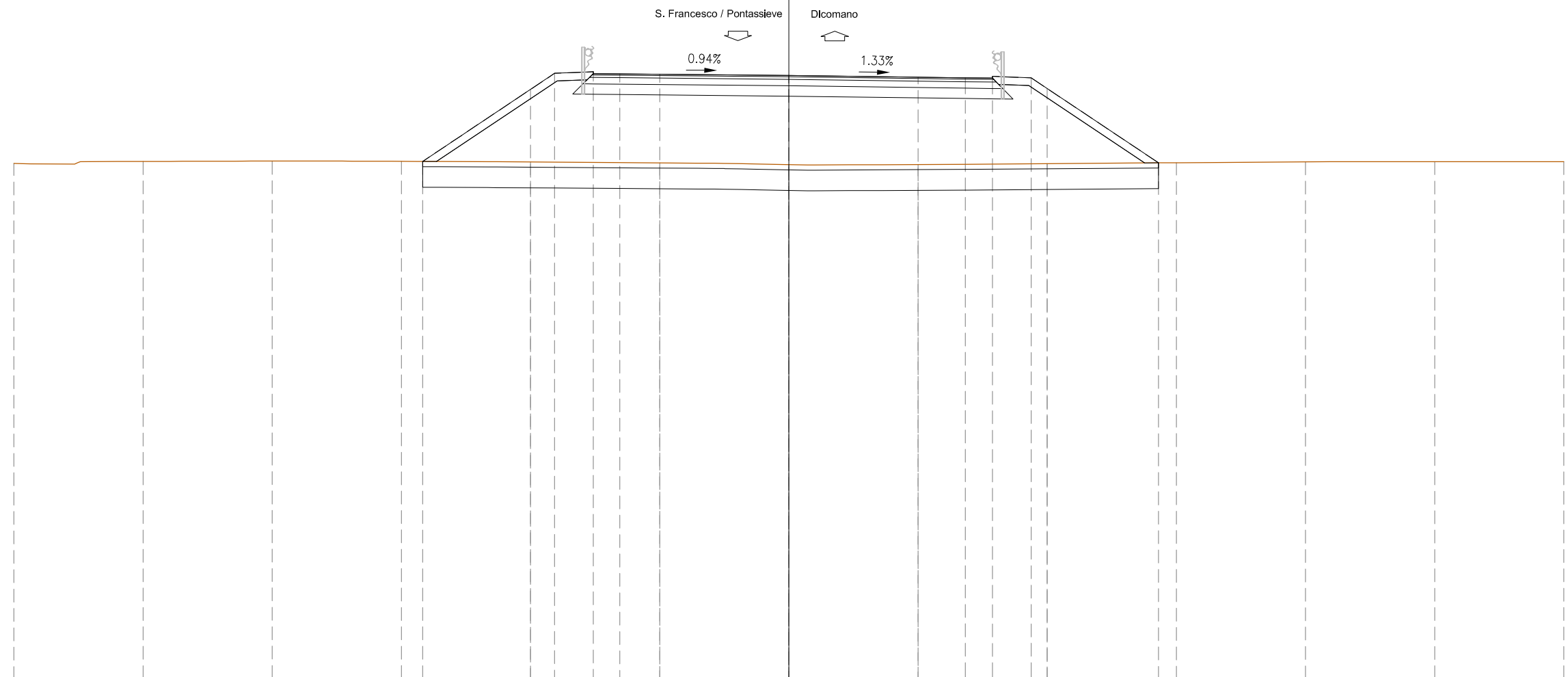
CODICE PROGETTO		NOME FILE		REVISIONE	SCALA
PROGETTO	LIV. PROG.	P01-AP02-TRA-SZ02-A.pdf			
ACNO0113	D 20	CODICE ELAB.	P01 AP02 TRA SZ02	A	1:200
D					
C					
B					
A	EMISSIONE	10/2023	Ing. Procopio	Ing. Luppi	Ing. Formichi
REV.	DESCRIZIONE	DATA	REDATTO	VERIFICATO	APPROVATO

PROFILO Rufina - Tratto 2

SEZIONE 86

PROGRESSIVA 1525.00

BA BASE	m <sup>2</sup>	4.00
BI BINDER	m <sup>2</sup>	1.57
BO BONIFICA	m <sup>2</sup>	22.77
RI RILEVATO	m <sup>2</sup>	62.67
SV SCAVO	m <sup>2</sup>	27.13
U USURA	m <sup>2</sup>	0.76
VG VEGETALE	m <sup>2</sup>	4.29
e SEMINA	m	15.06
g GEOTESSUTO	m	28.49
sc SCOTICO	m	28.49



91

200  
200

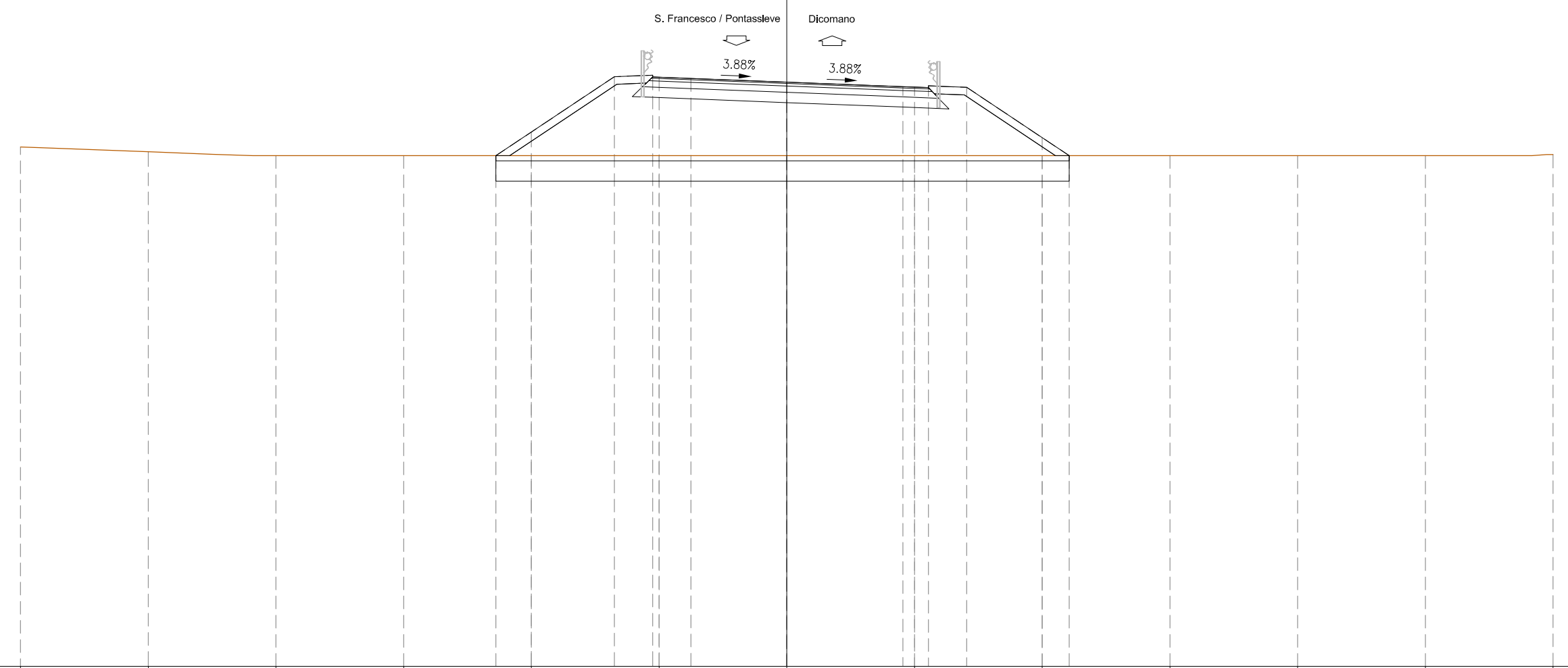
PROGRESSIVE TERRENO	-30.00	-25.00	-20.00	-15.00	-10.00	-5.00	0.00	5.00	10.00	15.00	20.00	25.00	30.00			
PARZIALI TERRENO		5.00	5.00	5.00	5.00	5.00	5.00	5.00	5.00	5.00	5.00	5.00	5.00			
QUOTE TERRENO	110.93	111.01	111.02	111.01	110.99	110.96	110.89	110.89	110.93	110.96	110.99	111.00	111.00			
PROGRESSIVE PROGETTO				-14.18	-10.00	-9.07	-7.57	-6.55	-5.00	0.00	5.00	6.83	7.88	9.38	10.00	14.31
PARZIALI PROGETTO					5.11	1.50	0.00	6.55		5.00	6.83	1.50	4.93			
QUOTE PROGETTO				111.01	113.80	114.42	114.48	114.40	114.38	114.34	114.27	114.25	114.23	114.24	113.83	110.96

PROFILO Rufina - Tratto 2

SEZIONE 87

PROGRESSIVA 1550.00

BA BASE	m <sup>2</sup>	2.83
BI BINDER	m <sup>2</sup>	1.06
BO BONIFICA	m <sup>2</sup>	17.95
RI RILEVATO	m <sup>2</sup>	39.22
SV SCAVO	m <sup>2</sup>	22.45
U USURA	m <sup>2</sup>	0.53
VG VEGETALE	m <sup>2</sup>	3.75
e SEMINA	m	13.39
g GEOTESSUTO	m	22.45
sc SCOTICO	m	22.45



91

200  
200

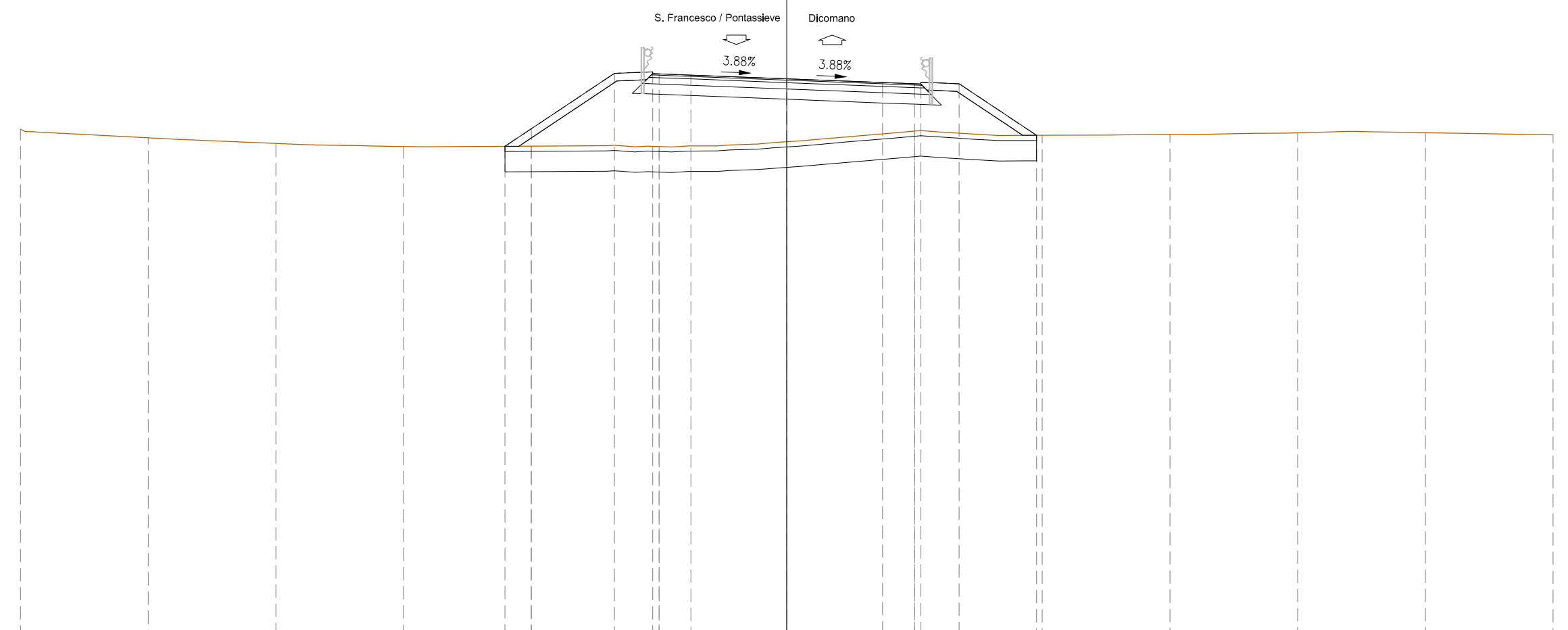
PROGRESSIVE TERRENO	-30.00	-25.00	-20.00	-15.00	-10.00	-5.00	0.00	5.00	10.00	15.00	20.00	25.00	30.00			
PARZIALI TERRENO		5.00	5.00	5.00	5.00	5.00	5.00	5.00	5.00	5.00	5.00	5.00	5.00			
QUOTE TERRENO	111.34	111.15	111.00	111.00	111.00	111.00	111.00	111.00	111.00	111.00	111.00	111.00	111.04			
PROGRESSIVE PROGETTO					-11.39	-10.00	-6.75	-5.00	-3.75	0.00	4.54	5.00	5.55	7.05	10.00	11.06
PARZIALI PROGETTO						4.64	5.00	1.50	1.50	5.00	45.00	1.01	1.50	5.00	4.01	
QUOTE PROGETTO					111.00	111.93	114.09	114.07	114.03	113.88	113.70	113.69	113.66	113.67	111.70	111.00

PROFILO Rufina - Tratto 2

SEZIONE 88

PROGRESSIVA 1575.00

BA BASE	m <sup>2</sup>	2.76
BI BINDER	m <sup>2</sup>	1.11
BO BONIFICA	m <sup>2</sup>	16.62
RI RILEVATO	m <sup>2</sup>	29.34
SV SCAVO	m <sup>2</sup>	20.88
U USURA	m <sup>2</sup>	0.53
VG VEGETALE	m <sup>2</sup>	3.30
e SEMINA	m	11.79
g GEOTESSUTO	m	20.82
sc SCOTICO	m	20.82



92

200

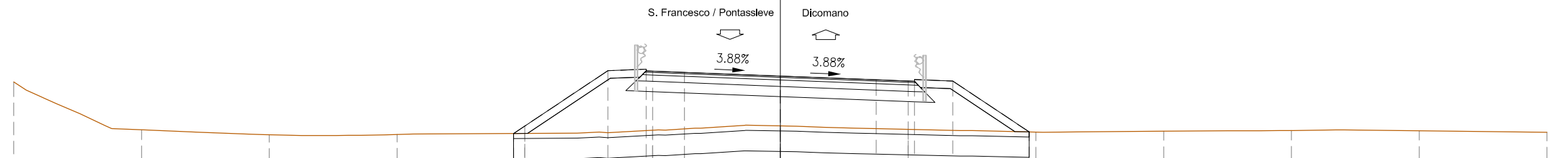
PROGRESSIVE TERRENO	-30.00	-25.00	-20.00	-15.00	-10.00	-5.00	0.00	5.00	10.00	15.00	20.00	25.00	30.00	
PARZIALI TERRENO		5.00	5.00	5.00	5.00	5.00	5.00	5.00	5.00	5.00	5.00	5.00	5.00	
QUOTE TERRENO	111.85	111.51	111.29	111.17	111.19	111.17	111.36	111.77	111.61	111.65	111.71	111.71	111.62	
PROGRESSIVE PROGETTO					-11.03	-10.00	-6.75	-5.00	-3.75	0.00	3.75	5.99	6.75	9.78
PARZIALI PROGETTO					4.28	5.00	1.50	1.50	5.00	3.75	1.50	1.50	3.03	
QUOTE PROGETTO					111.18	111.87	114.04	114.02	113.97	113.82	113.68	113.62	113.63	111.61

PROFILO Rufina - Tratto 2

SEZIONE 89

PROGRESSIVA 1580.12

BA BASE	m <sup>2</sup>	2.76
BI BINDER	m <sup>2</sup>	1.11
BO BONIFICA	m <sup>2</sup>	16.14
RI RILEVATO	m <sup>2</sup>	22.94
SV SCAVO	m <sup>2</sup>	22.64
U USURA	m <sup>2</sup>	0.48
VG VEGETALE	m <sup>2</sup>	3.05
e SEMINA	m	11.01
g GEOTESSUTO	m	20.17
sc SCOTICO	m	20.17



92

200  
200

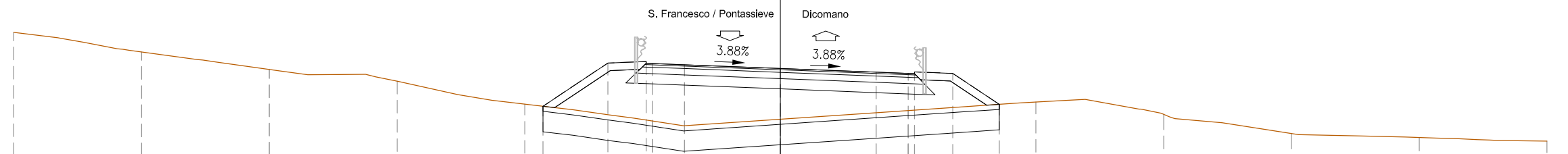
PROGRESSIVE TERRENO	-30.00	-25.00	-20.00	-15.00	-10.00	-5.00	0.00	5.00	10.00	15.00	20.00	25.00	30.00
PARZIALI TERRENO		5.00	5.00	5.00	5.00	5.00	5.00	5.00	5.00	5.00	5.00	5.00	5.00
QUOTE TERRENO	113.64	111.77	111.57	111.58	111.63	111.75	111.92	111.79	111.68	111.71	111.74	111.73	111.67
PROGRESSIVE PROGETTO					-10.44	-6.75	0.00	3.75	9.73				
PARZIALI PROGETTO					3.69	5.00	1.50	1.50	5.00	3.75	1.50	1.50	2.98
QUOTE PROGETTO					111.62	114.08	113.87	113.72	111.69				

PROFILO Rufina - Tratto 2

SEZIONE 90

PROGRESSIVA 1600.00

BA BASE	m <sup>2</sup>	2.76
BI BINDER	m <sup>2</sup>	1.02
BO BONIFICA	m <sup>2</sup>	14.28
RI RILEVATO	m <sup>2</sup>	18.45
SV SCAVO	m <sup>2</sup>	10.89
U USURA	m <sup>2</sup>	0.52
VG VEGETALE	m <sup>2</sup>	2.26
e SEMINA	m	8.24
g GEOTESSUTO	m	17.94
sc SCOTICO	m	17.94



93

200  
200

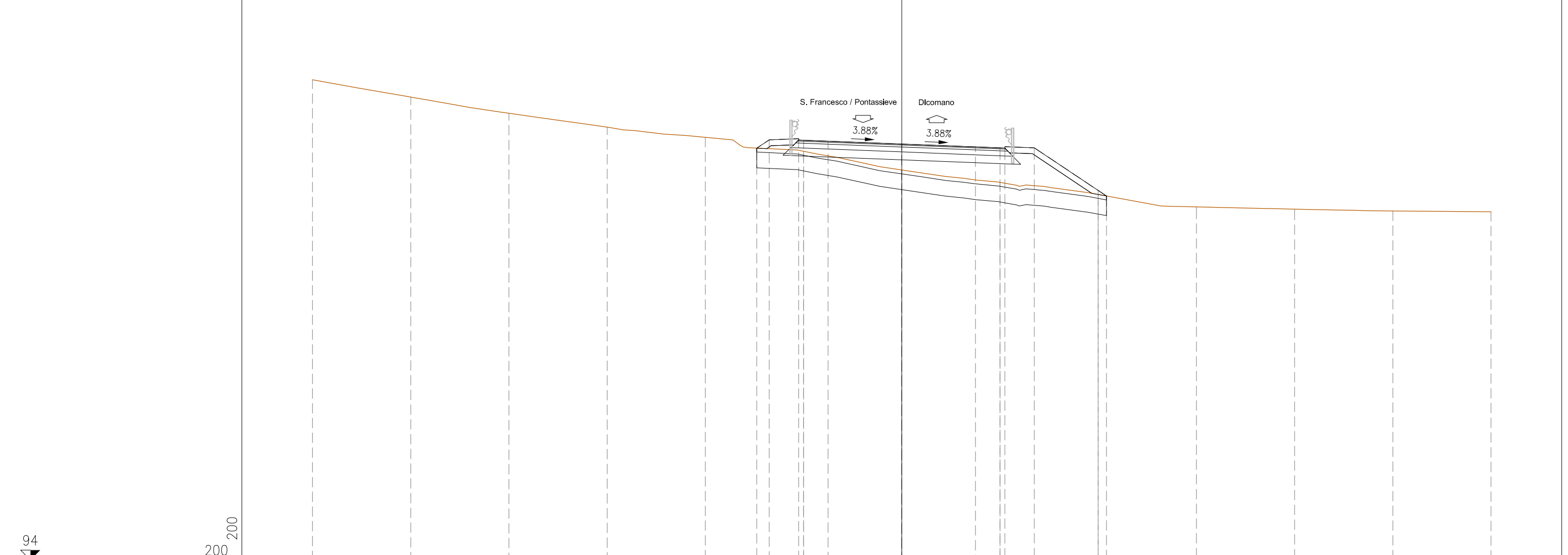
PROGRESSIVE TERRENO	-30.00	-25.00	-20.00	-15.00	-10.00	-5.00	0.00	5.00	10.00	15.00	20.00	25.00	30.00
PARZIALI TERRENO		5.00	5.00	5.00	5.00	5.00	5.00	5.00	5.00	5.00	5.00	5.00	5.00
QUOTE TERRENO	115.66	114.89	114.21	113.75	112.85	112.19	112.26	112.60	112.93	112.45	111.70	111.54	111.40
PROGRESSIVE PROGETTO					-9.29	-6.75	-5.00	-3.75	0.00	3.75	5.99	6.75	8.57
PARZIALI PROGETTO						2.54	1.50	1.50	5.00	3.75	1.50	1.50	1.82
QUOTE PROGETTO					112.77	114.46	114.54	114.39	114.25	114.10	114.05	114.05	112.84

PROFILO Rufina - Tratto 2

SEZIONE 91

PROGRESSIVA 1625.00

BA BASE	m <sup>2</sup>	2.75
BI BINDER	m <sup>2</sup>	1.07
BO BONIFICA	m <sup>2</sup>	14.27
RI RILEVATO	m <sup>2</sup>	9.60
SV SCAVO	m <sup>2</sup>	18.20
U USURA	m <sup>2</sup>	0.54
VG VEGETALE	m <sup>2</sup>	2.17
e SEMINA	m	8.17
g GEOTESSUTO	m	18.00
sc SCOTICO	m	18.00



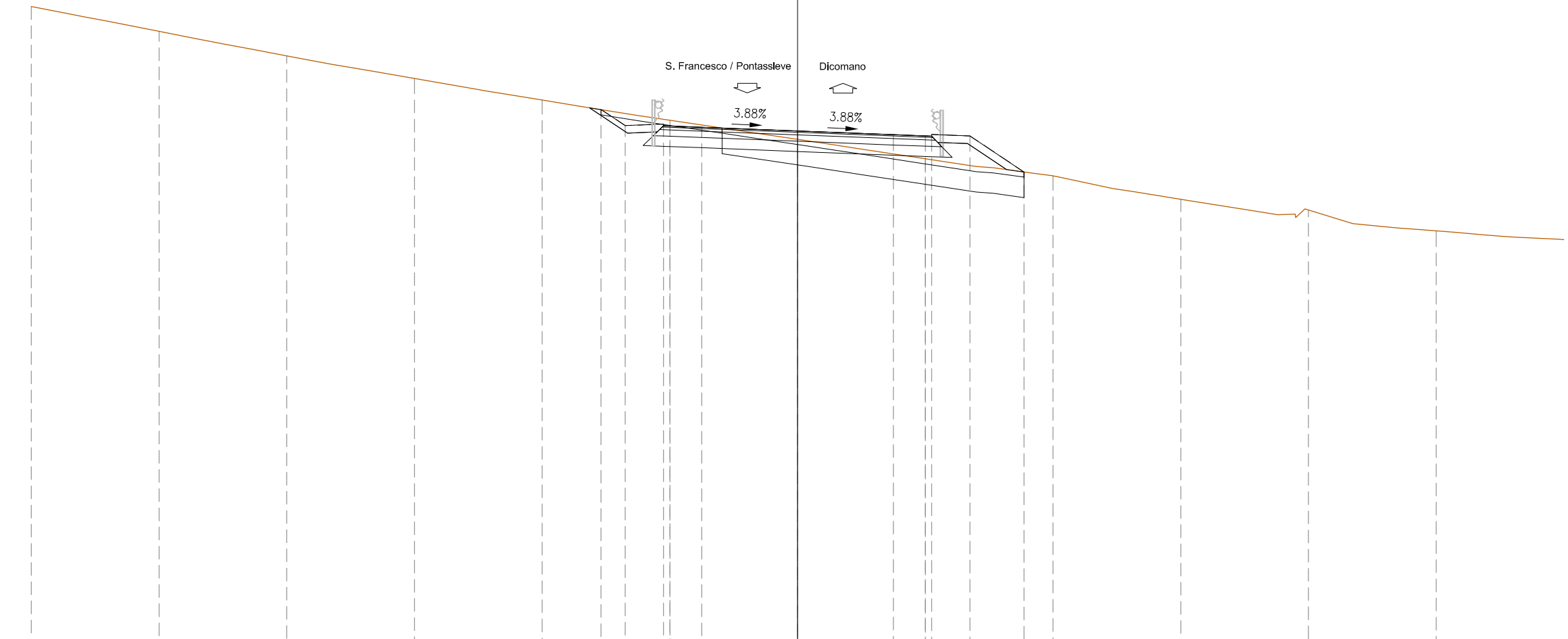
PROGRESSIVE TERRENO	-30.00	-25.00	-20.00	-15.00	-10.00	-5.00	0.00	5.00	10.00	15.00	20.00	25.00	30.00
PARZIALI TERRENO		5.00	5.00	5.00	5.00	5.00	5.00	5.00	5.00	5.00	5.00	5.00	5.00
QUOTE TERRENO	118.42	117.54	116.72	116.01	115.49	114.78	113.83	113.20	112.59	111.96	111.84	111.75	111.70
PROGRESSIVE PROGETTO						-7.38	0.00	3.75	10.00				
PARZIALI PROGETTO						0.63	1.50	1.50	5.00	3.67			
QUOTE PROGETTO						114.94	115.36	115.42	115.30	115.15	115.01	114.86	114.96

PROFILO Rufina - Tratto 2

SEZIONE 92

PROGRESSIVA 1650.00

BA BASE	m <sup>2</sup>	2.76
BI BINDER	m <sup>2</sup>	1.03
BO BONIFICA	m <sup>2</sup>	9.43
RI RILEVATO	m <sup>2</sup>	1.50
SV SCAVO	m <sup>2</sup>	2.90
U USURA	m <sup>2</sup>	0.58
VG VEGETALE	m <sup>2</sup>	1.75
cp COMPATTAZIONE	m	10.25
e SEMINA	m	6.67
sc SCOTICO	m	11.94



PROGRESSIVE TERRENO	-30.00	-25.00	-20.00	-15.00	-10.00	-5.00	0.00	5.00	10.00	15.00	20.00	25.00		
PARZIALI TERRENO		5.00	5.00	5.00	5.00	5.00	5.00	5.00	5.00	5.00	5.00	5.00		
QUOTE TERRENO	121.26	120.29	119.33	118.45	117.60	116.81	116.06	115.30	114.64	113.72	113.30	112.48		
PROGRESSIVE PROGETTO						-7.70	-6.75	-5.00	-3.75	0.00	3.75	5.99	6.75	8.87
PARZIALI PROGETTO						0.95	1.50	1.50	5.00	3.75	1.50	1.50	2.12	
QUOTE PROGETTO						117.23	116.59	116.58	116.53	116.39	116.24	116.29	116.20	114.79

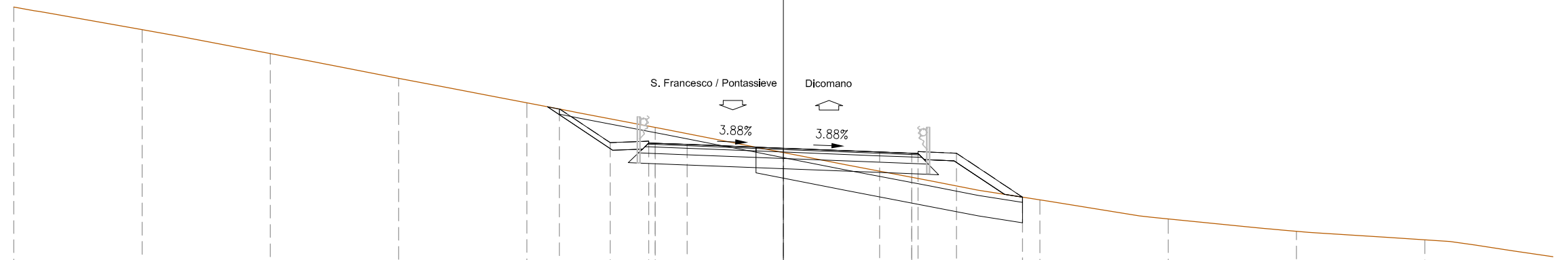


PROFILO Rufina - Tratto 2

SEZIONE 93

PROGRESSIVA 1675.00

BA BASE	m <sup>2</sup>	2.76
BI BINDER	m <sup>2</sup>	1.01
BO BONIFICA	m <sup>2</sup>	8.30
RI RILEVATO	m <sup>2</sup>	1.99
SV SCAVO	m <sup>2</sup>	6.48
U USURA	m <sup>2</sup>	0.58
VG VEGETALE	m <sup>2</sup>	3.21
cp COMPATTAZIONE	m	10.13
e SEMINA	m	8.45
sc SCOTICO	m	10.57



97

200  
200

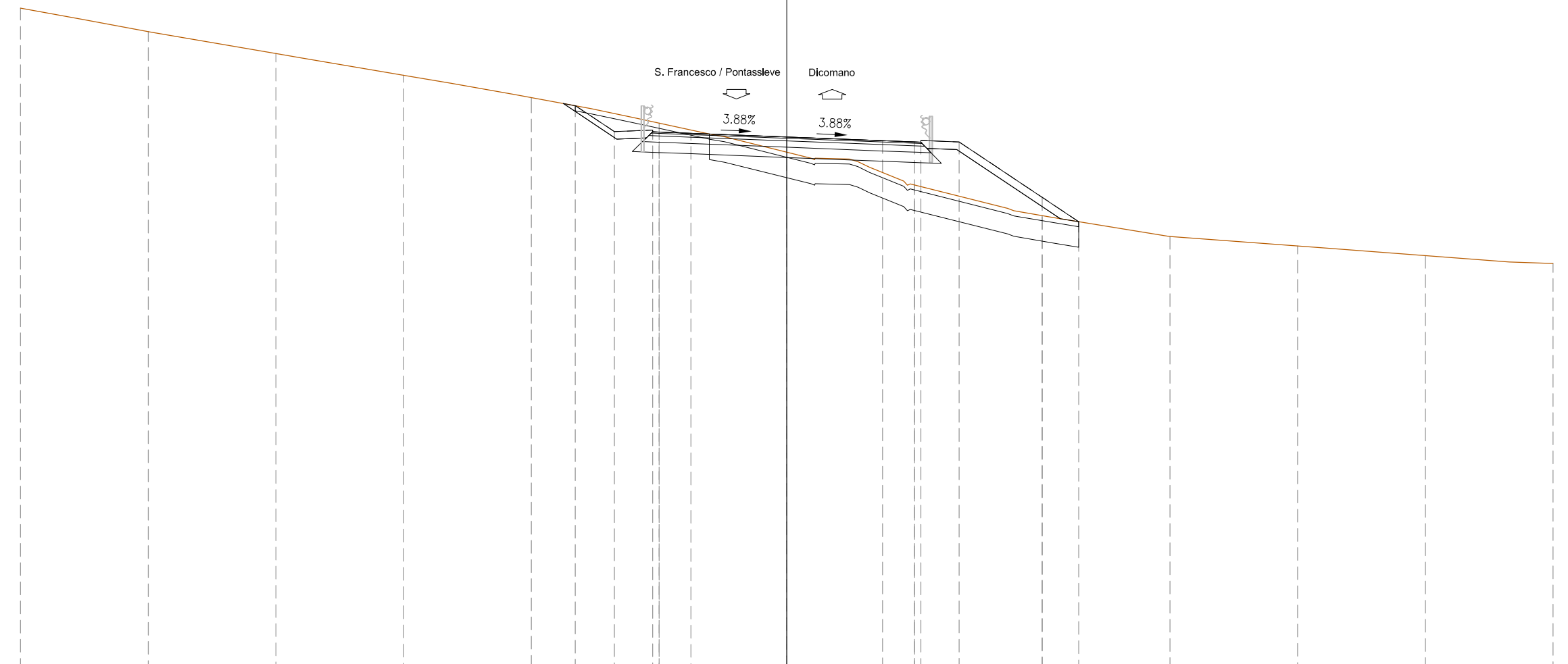
PROGRESSIVE TERRENO	-30.00	-25.00	-20.00	-15.00	-10.00	-5.00	0.00	5.00	10.00	15.00	20.00	25.00		
PARZIALI TERRENO		5.00	5.00	5.00	5.00	5.00	5.00	5.00	5.00	5.00	5.00	5.00		
QUOTE TERRENO	123.14	122.26	121.33	120.36	119.41	118.45	117.47	116.50	115.62	114.89	114.40	114.06		
PROGRESSIVE PROGETTO						-8.73	-6.75	-5.00	-3.75	0.00	3.75	5.99	6.75	9.32
PARZIALI PROGETTO						1.98	1.50	1.50	5.00	3.75	1.50	1.50	2.57	
QUOTE PROGETTO						119.16	117.84	117.83	117.78	117.64	117.49	117.45	117.45	115.73

PROFILO Rufina - Tratto 2

SEZIONE 94

PROGRESSIVA 1700.00

BA BASE	m <sup>2</sup>	2.76
BI BINDER	m <sup>2</sup>	1.06
BO BONIFICA	m <sup>2</sup>	11.58
RI RILEVATO	m <sup>2</sup>	7.16
SV SCAVO	m <sup>2</sup>	3.61
U USURA	m <sup>2</sup>	0.54
VG VEGETALE	m <sup>2</sup>	2.80
cp COMPATTAZIONE	m	8.64
e SEMINA	m	10.45
sc SCOTICO	m	15.04



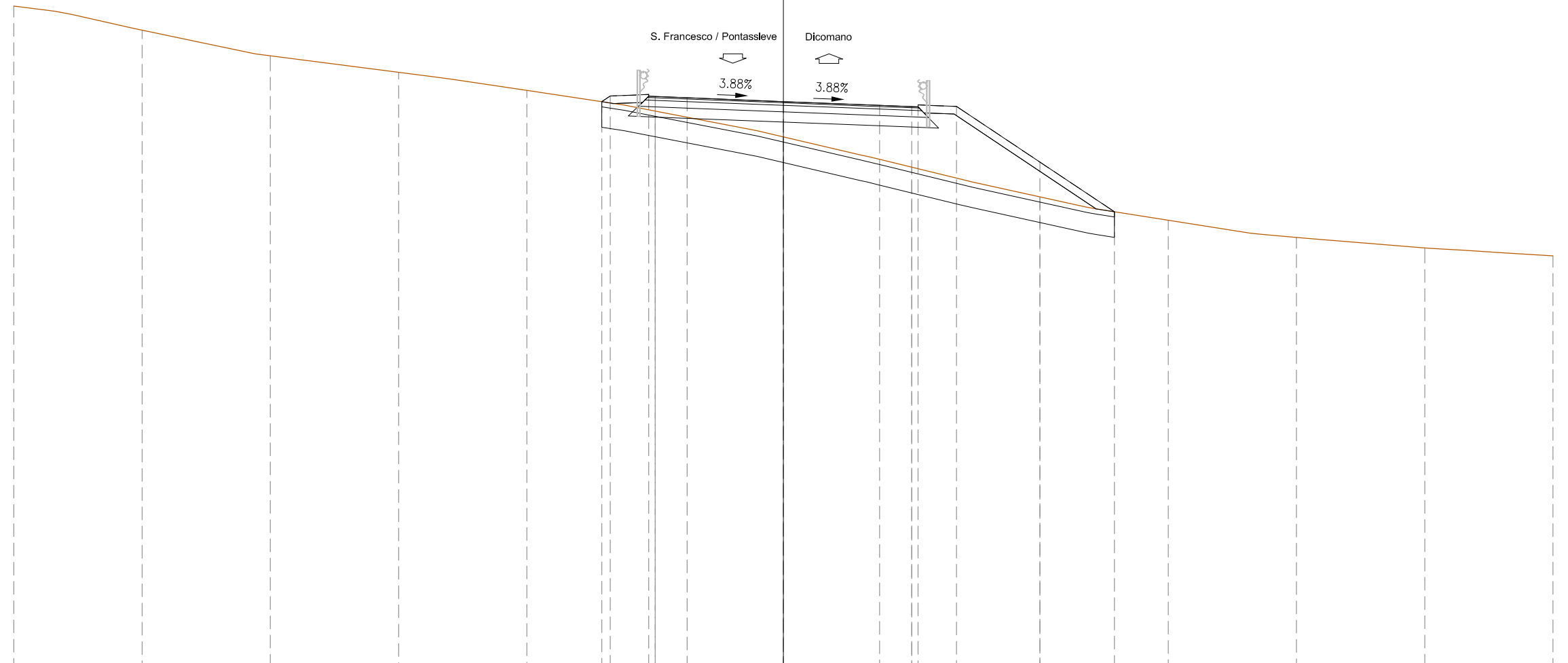
PROGRESSIVE TERRENO	-30.00	-25.00	-20.00	-15.00	-10.00	-5.00	0.00	5.00	10.00	15.00	20.00	25.00	30.00		
PARZIALI TERRENO		5.00	5.00	5.00	5.00	5.00	5.00	5.00	5.00	5.00	5.00	5.00	5.00		
QUOTE TERRENO	123.94	123.02	122.16	121.31	120.43	119.43	118.30	117.02	115.81	115.00	114.62	114.25	113.93		
PROGRESSIVE PROGETTO						-8.28	-6.75	-5.00	-3.75	0.00	3.75	5.99	6.75	10.00	11.43
PARZIALI PROGETTO						1.53	1.50	1.50	5.00	3.75	1.50	1.50	5.00	4.68	
QUOTE PROGETTO						120.12	119.09	118.08	119.03	118.89	118.74	118.69	118.70	116.53	115.57

PROFILO Rufina - Tratto 2

SEZIONE 95

PROGRESSIVA 1725.00

BA BASE	m <sup>2</sup>	2.76
BI BINDER	m <sup>2</sup>	1.01
BO BONIFICA	m <sup>2</sup>	15.98
RI RILEVATO	m <sup>2</sup>	16.68
SV SCAVO	m <sup>2</sup>	19.98
U USURA	m <sup>2</sup>	0.59
VG VEGETALE	m <sup>2</sup>	2.98
e SEMINA	m	10.80
g GEOTESSUTO	m	20.43
sc SCOTICO	m	20.43



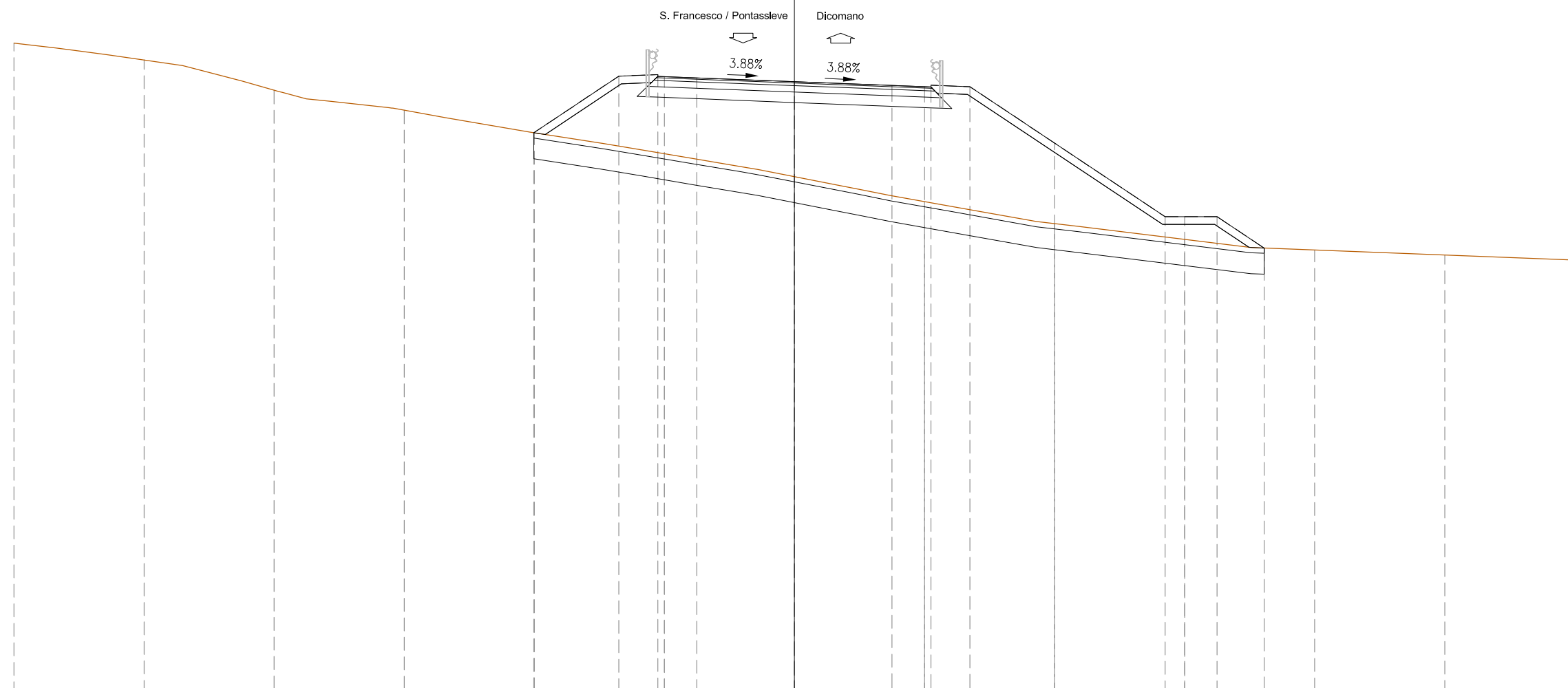
PROGRESSIVE TERRENO	-30.00	-25.00	-20.00	-15.00	-10.00	-5.00	0.00	5.00	10.00	15.00	20.00	25.00	30.00		
PARZIALI TERRENO		5.00	5.00	5.00	5.00	5.00	5.00	5.00	5.00	5.00	5.00	5.00	5.00		
QUOTE TERRENO	123.86	122.92	121.92	121.28	120.57	119.77	118.76	117.58	116.42	115.51	114.84	114.43	114.12		
PROGRESSIVE PROGETTO						-7.08	0.00	3.75	5.99	6.75	10.00	12.90			
PARZIALI PROGETTO						0.33	1.50	1.50	5.00	3.75	1.50	1.50	5.00		
QUOTE PROGETTO						120.13	120.35	120.43	120.28	120.14	119.99	118.95	119.95	117.78	115.84

PROFILO Rufina - Tratto 2

SEZIONE 96

PROGRESSIVA 1750.00

BA BASE	m <sup>2</sup>	2.76
BI BINDER	m <sup>2</sup>	1.04
BO BONIFICA	m <sup>2</sup>	22.49
RI RILEVATO	m <sup>2</sup>	63.02
SV SCAVO	m <sup>2</sup>	24.54
U USURA	m <sup>2</sup>	0.57
VG VEGETALE	m <sup>2</sup>	5.86
e SEMINA	m	20.11
g GEOTESSUTO	m	28.43
sc SCOTICO	m	28.43



98

200  
200

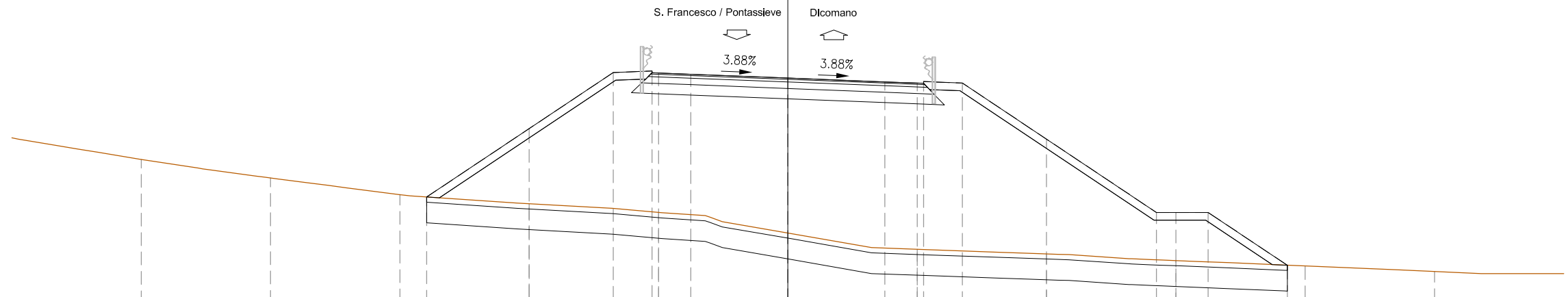
PROGRESSIVE TERRENO	-30.00	-25.00	-20.00	-15.00	-10.00	-5.00	0.00	5.00	10.00	15.00	20.00	25.00	30.00					
PARZIALI TERRENO		5.00	5.00	5.00	5.00	5.00	5.00	5.00	5.00	5.00	5.00	5.00	5.00					
QUOTE TERRENO	122.86	122.21	121.05	120.28	119.41	118.61	117.73	116.77	115.92	115.31	114.91	114.71	114.52					
PROGRESSIVE PROGETTO					-10.00	-6.75	-5.00	-3.75	0.00	3.75	5.99	6.75	10.00	14.25	15.00	16.25	18.06	
PARZIALI PROGETTO						3.275.00	1.50	1.50	5.00.75		3.75.00	1.50	1.50	5.00	7.50	5.00	2.00	1.81
QUOTE PROGETTO					119.42	121.59	121.65	121.52	121.38	121.23	121.18	121.19	119.02	116.19	116.19	116.19	114.98	

PROFILO Rufina - Tratto 2

SEZIONE 97

PROGRESSIVA 1775.00

BA BASE	m <sup>2</sup>	2.76
BI BINDER	m <sup>2</sup>	1.12
BO BONIFICA	m <sup>2</sup>	26.62
RI RILEVATO	m <sup>2</sup>	120.23
SV SCAVO	m <sup>2</sup>	27.73
U USURA	m <sup>2</sup>	0.54
VG VEGETALE	m <sup>2</sup>	7.80
e SEMINA	m	26.37
g GEOTESSUTO	m	33.45
sc SCOTICO	m	33.45



99

200  
200

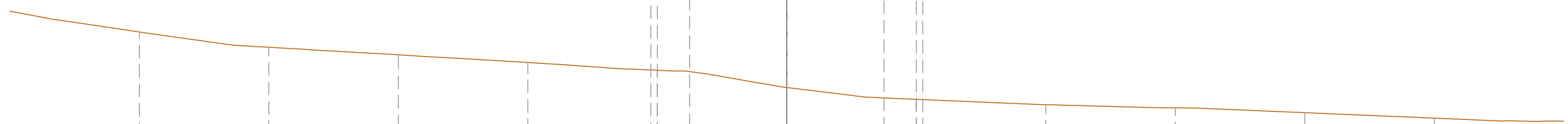
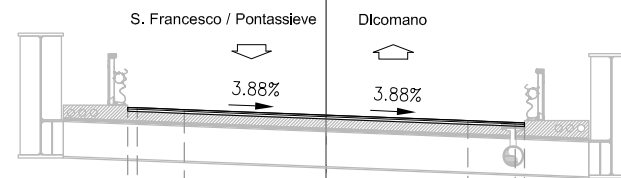
PROGRESSIVE TERRENO	-25.00	-20.00	-15.00	-10.00	-5.00	0.00	5.00	10.00	15.00	20.00	25.00					
PARZIALI TERRENO		5.00	5.00	5.00	5.00	5.00	5.00	5.00	5.00	5.00	5.00					
QUOTE TERRENO	119.41	118.69	118.05	117.70	117.36	116.57	115.94	115.76	115.50	115.29	115.08					
PROGRESSIVE PROGETTO			-13.97	-10.00	-6.75	-5.00	-3.75	0.00	3.75	5.00	6.75	10.00	14.25	15.00	16.25	19.31
PARZIALI PROGETTO				7.22	5.00	1.50	1.50	5.00	3.75	1.50	1.50	5.00	7.50	5.00	2.00	3.06
QUOTE PROGETTO			117.96	120.60	122.77	122.93	122.70	122.55	122.41	122.36	122.36	120.19	117.36	117.36	117.36	115.32

PROFILO Rufina - Tratto 2

SEZIONE 98

PROGRESSIVA 1781.45

BI BINDER m<sup>2</sup> 0.63  
 U USURA m<sup>2</sup> 0.42  
 im IMPERMEABILIZZAZIONE m 10.50



99

200  
200

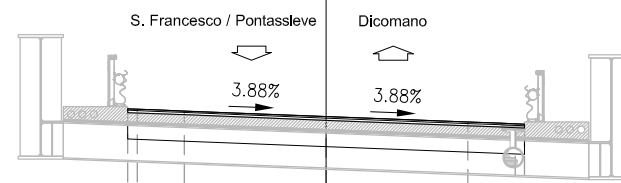
PROGRESSIVE TERRENO	-25.00	-20.00	-15.00	-10.00	-5.00	0.00	5.00	10.00	15.00	20.00	25.00
PARZIALI TERRENO		5.00	5.00	5.00	5.00	5.00	5.00	5.00	5.00	5.00	5.00
QUOTE TERRENO	118.52	117.93	117.64	117.34	117.04	116.37	115.92	115.72	115.59	115.41	115.19
PROGRESSIVE PROGETTO					-5.00	-3.75	0.00	3.75	5.00		
PARZIALI PROGETTO					1.50	5.00.75	3.75.00	1.50			
QUOTE PROGETTO					123.04	122.99	122.85	122.70	122.65		

PROFILO Rufina - Tratto 2

SEZIONE 99

PROGRESSIVA 1800.00

BI BINDER m<sup>2</sup> 0.62  
 U USURA m<sup>2</sup> 0.42  
 im IMPERMEABILIZZAZIONE m 10.50



104

200  
200

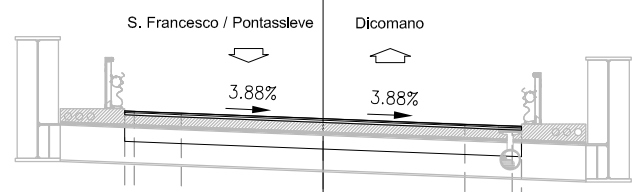
PROGRESSIVE TERRENO	-30.00	-25.00	-20.00	-15.00	-10.00	-5.00	0.00	5.00	10.00	15.00	20.00	25.00
PARZIALI TERRENO		5.00	5.00	5.00	5.00	5.00	5.00	5.00	5.00	5.00	5.00	5.00
QUOTE TERRENO	117.52	117.09	116.91	116.80	116.70	116.54	116.35	116.29	115.64	115.48	115.45	115.46
PROGRESSIVE PROGETTO						-5.00	-3.75	0.00	3.75	5.00		
PARZIALI PROGETTO						1.50	5.00	3.75	1.50			
QUOTE PROGETTO						123.86	123.80	123.66	123.51	123.46		

PROFILO Rufina - Tratto 2

SEZIONE 100

PROGRESSIVA 1825.46

BI BINDER m<sup>2</sup> 0.64  
 U USURA m<sup>2</sup> 0.42  
 im IMPERMEABILIZZAZIONE m 10.50



105  
 200  
 200

PROGRESSIVE TERRENO	-30.00	-25.00	-20.00	-15.00	-10.00	-5.00	0.00	5.00	10.00	15.00	20.00	25.00	30.00
PARZIALI TERRENO		5.00	5.00	5.00	5.00	5.00	5.00	5.00	5.00	5.00	5.00	5.00	5.00
QUOTE TERRENO	116.65	116.46	116.36	116.17	116.00	115.99	115.98	115.91	115.74	115.42	115.30	115.22	115.02
PROGRESSIVE PROGETTO						-5.00	0.00	3.75	5.99				
PARZIALI PROGETTO						1.50	5.00	3.75	1.50				
QUOTE PROGETTO						124.91	124.85	124.70	124.56	124.50			

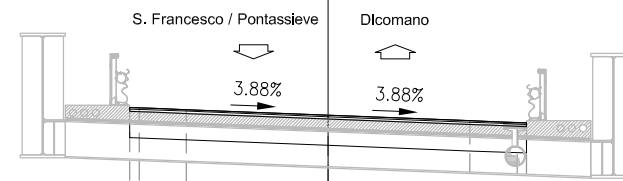


PROFILO Rufina - Tratto 2

SEZIONE 101

PROGRESSIVA 1850.00

BI BINDER m<sup>2</sup> 0.64  
 U USURA m<sup>2</sup> 0.42  
 im IMPERMEABILIZZAZIONE m 10.50



106

200  
200

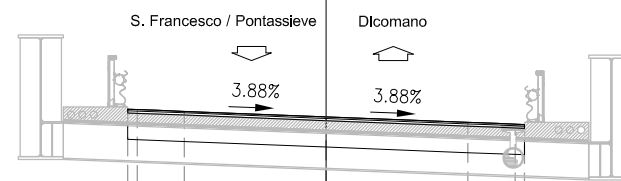
PROGRESSIVE TERRENO	-30.00	-25.00	-20.00	-15.00	-10.00	-5.00	0.00	5.00	10.00	15.00	20.00	25.00	30.00
PARZIALI TERRENO		5.00	5.00	5.00	5.00	5.00	5.00	5.00	5.00	5.00	5.00	5.00	5.00
QUOTE TERRENO	115.97	116.00	116.02	116.05	116.05	116.00	115.97	115.90	115.81	115.72	115.60	115.40	115.18
PROGRESSIVE PROGETTO						-5.00	-3.75	0.00	3.75	5.00			
PARZIALI PROGETTO						1.50	5.00.75	3.75.00	1.50				
QUOTE PROGETTO						125.84	125.78	125.64	125.49	125.44			

PROFILO Rufina - Tratto 2

SEZIONE 102

PROGRESSIVA 1875.00

BI BINDER m<sup>2</sup> 0.65  
 U USURA m<sup>2</sup> 0.42  
 im IMPERMEABILIZZAZIONE m 10.50



106

200  
200

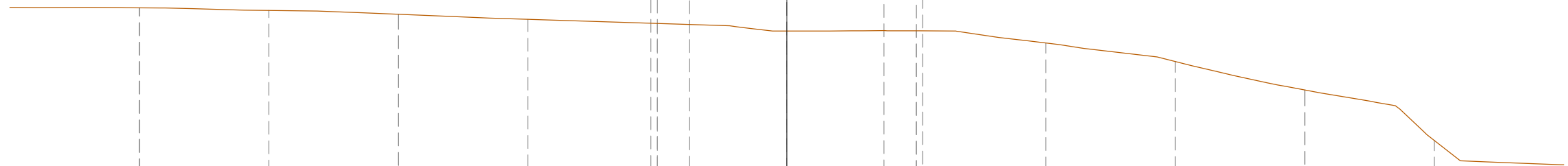
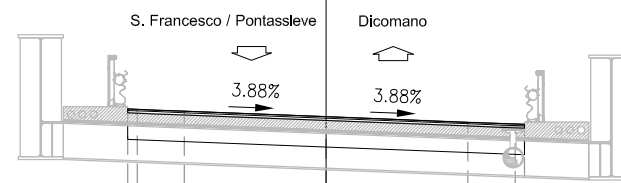
PROGRESSIVE TERRENO	-30.00	-25.00	-20.00	-15.00	-10.00	-5.00	0.00	5.00	10.00	15.00	20.00	25.00	30.00
PARZIALI TERRENO		5.00	5.00	5.00	5.00	5.00	5.00	5.00	5.00	5.00	5.00	5.00	5.00
QUOTE TERRENO	116.74	116.76	116.71	116.58	116.45	116.25	116.04	115.98	115.60	115.19	114.64	113.79	112.49
PROGRESSIVE PROGETTO						-5.00	0.00	3.75	5.99				
PARZIALI PROGETTO						1.50	5.00	3.75	1.50				
QUOTE PROGETTO						126.77	126.66	126.52	126.37	126.32			

PROFILO Rufina - Tratto 2

SEZIONE 103

PROGRESSIVA 1880.46

BI BINDER m<sup>2</sup> 0.64  
 U USURA m<sup>2</sup> 0.42  
 im IMPERMEABILIZZAZIONE m 10.50



107

200  
200

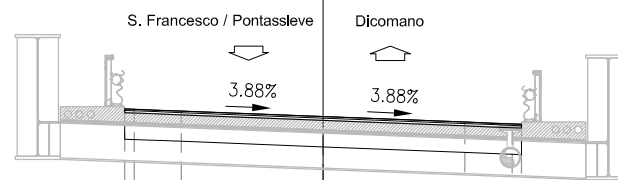
PROGRESSIVE TERRENO	-25.00	-20.00	-15.00	-10.00	-5.00	0.00	5.00	10.00	15.00	20.00	25.00
PARZIALI TERRENO	5.00	5.00	5.00	5.00	5.00	5.00	5.00	5.00	5.00	5.00	
QUOTE TERRENO	116.90	116.80	116.65	116.45	116.29	116.00	116.01	115.54	114.82	113.73	111.78
PROGRESSIVE PROGETTO					-5.00	0.00	3.75	5.99			
PARZIALI PROGETTO					1.50	5.00	3.75	1.50			
QUOTE PROGETTO					126.91	126.85	126.70	126.56	126.50		

PROFILO Rufina - Tratto 2

SEZIONE 104

PROGRESSIVA 1898.76

BI BINDER m<sup>2</sup> 0.63  
 U USURA m<sup>2</sup> 0.42  
 im IMPERMEABILIZZAZIONE m 10.50



107

200  
200

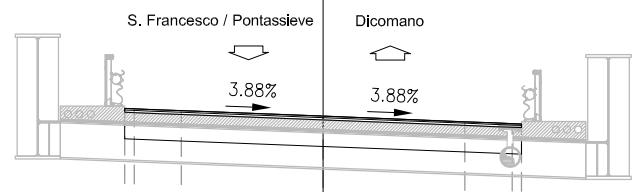
PROGRESSIVE TERRENO	-30.00	-25.00	-20.00	-15.00	-10.00	-5.00	0.00	5.00	10.00	15.00	20.00	25.00	30.00
PARZIALI TERRENO		5.00	5.00	5.00	5.00	5.00	5.00	5.00	5.00	5.00	5.00	5.00	5.00
QUOTE TERRENO	116.01	116.00	116.00	115.22	116.50	115.10	114.47	111.26	111.08	112.35	114.92	116.06	116.09
PROGRESSIVE PROGETTO						-5.00	0.00	3.75		5.99			
PARZIALI PROGETTO						1.50	5.00.75	3.75.00	1.50				
QUOTE PROGETTO						127.48	127.43	127.29	127.14	127.08			

PROFILO Rufina - Tratto 2

SEZIONE 105

PROGRESSIVA 1914.76

BI BINDER m<sup>2</sup> 0.62  
 U USURA m<sup>2</sup> 0.42  
 im IMPERMEABILIZZAZIONE m 10.50



108  
 200  
 200

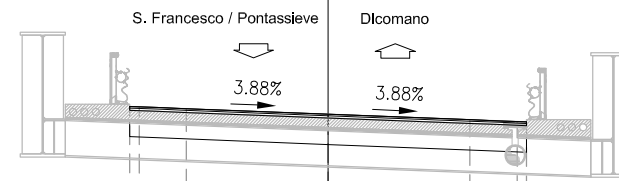
PROGRESSIVE TERRENO	-30.00	-25.00	-20.00	-15.00	-10.00	-5.00	0.00	5.00	10.00	15.00	20.00	25.00	30.00
PARZIALI TERRENO		5.00	5.00	5.00	5.00	5.00	5.00	5.00	5.00	5.00	5.00	5.00	5.00
QUOTE TERRENO	116.01	116.00	115.38	113.35	111.08	111.21	113.65	115.68	116.31	116.32	116.40	116.41	116.38
PROGRESSIVE PROGETTO						-5.00	-3.75	0.00	3.75	5.00			
PARZIALI PROGETTO						1.50	5.00	3.75	1.50				
QUOTE PROGETTO						127.96	127.91	127.77	127.62	127.56			

PROFILO Rufina - Tratto 2

SEZIONE 106

PROGRESSIVA 1925.00

BI BINDER m<sup>2</sup> 0.63  
 U USURA m<sup>2</sup> 0.42  
 im IMPERMEABILIZZAZIONE m 10.50



108

200  
200

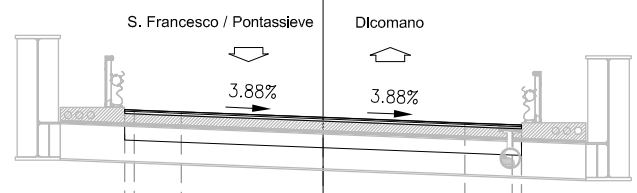
PROGRESSIVE TERRENO	-30.00	-25.00	-20.00	-15.00	-10.00	-5.00	0.00	5.00	10.00	15.00	20.00	25.00	30.00
PARZIALI TERRENO		5.00	5.00	5.00	5.00	5.00	5.00	5.00	5.00	5.00	5.00	5.00	5.00
QUOTE TERRENO	113.76	111.93	111.76	112.52	114.55	115.82	116.51	116.63	116.71	116.76	116.79	116.76	116.77
PROGRESSIVE PROGETTO						-5.00	-3.75	0.00	3.75	5.00			
PARZIALI PROGETTO						1.50	5.00.75	3.75.00	1.50				
QUOTE PROGETTO						128.26	128.21	128.06	127.91	127.86			

PROFILO Rufina - Tratto 2

SEZIONE 107

PROGRESSIVA 1935.46

BI BINDER m<sup>2</sup> 0.63  
 U USURA m<sup>2</sup> 0.43  
 im IMPERMEABILIZZAZIONE m 10.50



108  
 200  
 200

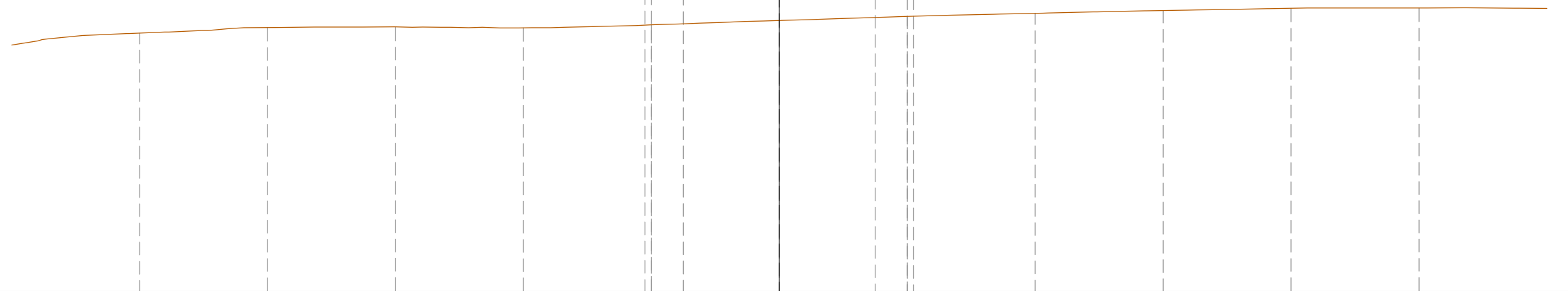
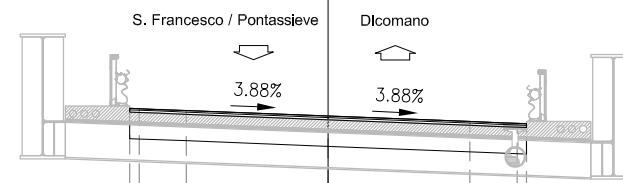
PROGRESSIVE TERRENO	-30.00	-25.00	-20.00	-15.00	-10.00	-5.00	0.00	5.00	10.00	15.00	20.00	25.00	30.00
PARZIALI TERRENO		5.00	5.00	5.00	5.00	5.00	5.00	5.00	5.00	5.00	5.00	5.00	5.00
QUOTE TERRENO	112.57	114.34	115.85	116.59	117.03	117.23	117.34	117.36	117.46	117.53	117.59	117.62	117.65
PROGRESSIVE PROGETTO						-5.00	-3.75	0.00	3.75	5.00			
PARZIALI PROGETTO						1.50	5.00	3.75	1.50				
QUOTE PROGETTO						128.54	128.49	128.35	128.20	128.15			

PROFILO Rufina - Tratto 2

SEZIONE 108

PROGRESSIVA 1950.00

BI BINDER m<sup>2</sup> 0.62  
 U USURA m<sup>2</sup> 0.42  
 im IMPERMEABILIZZAZIONE m 10.50



109

200  
200

PROGRESSIVE TERRENO	-25.00	-20.00	-15.00	-10.00	-5.00	0.00	5.00	10.00	15.00	20.00	25.00
PARZIALI TERRENO		5.00	5.00	5.00	5.00	5.00	5.00	5.00	5.00	5.00	5.00
QUOTE TERRENO	119.09	119.31	119.34	119.30	119.42	119.59	119.75	119.87	119.98	120.06	120.08
PROGRESSIVE PROGETTO					-5.00	-3.75	0.00	3.75	5.00		
PARZIALI PROGETTO					1.50	5.00	3.75	1.50			
QUOTE PROGETTO					128.92	128.87	128.72	128.57	128.52		

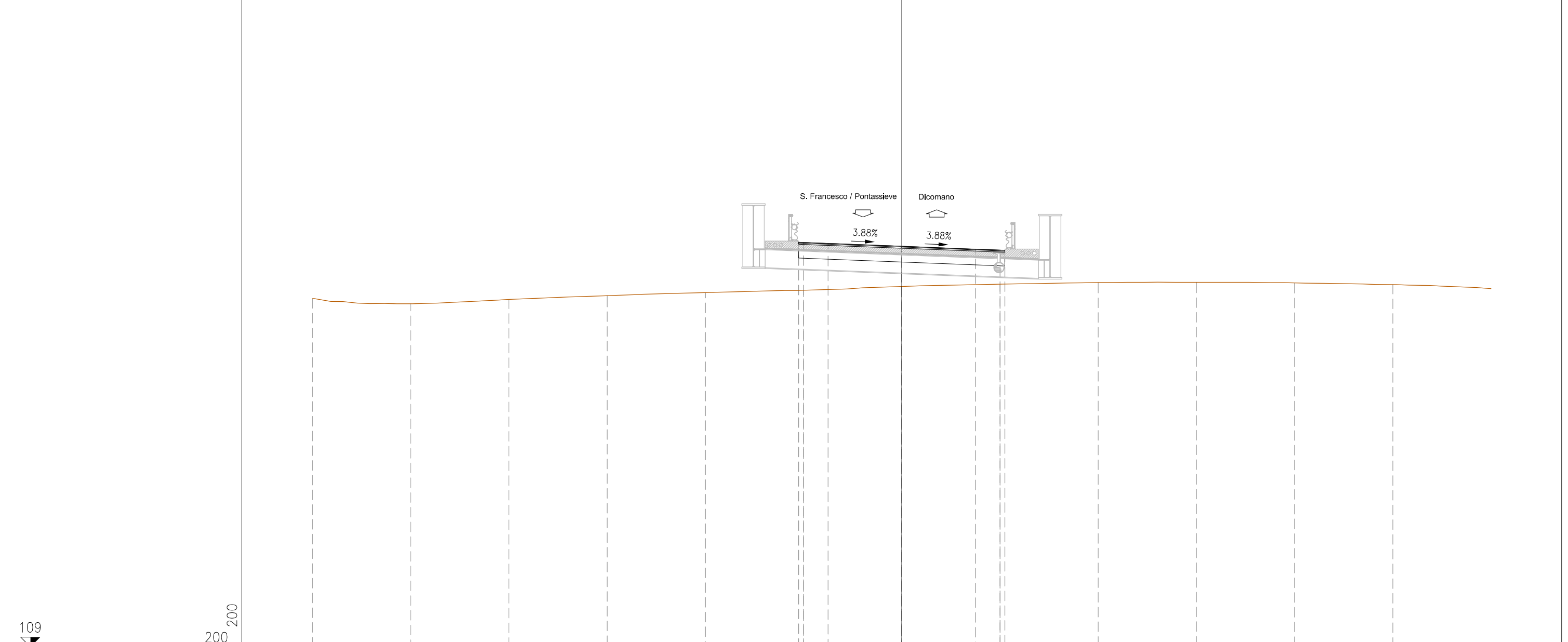


PROFILO Rufina - Tratto 2

SEZIONE 109

PROGRESSIVA 1979.46

BI BINDER m<sup>2</sup> 0.62  
 U USURA m<sup>2</sup> 0.42  
 im IMPERMEABILIZZAZIONE m 10.50



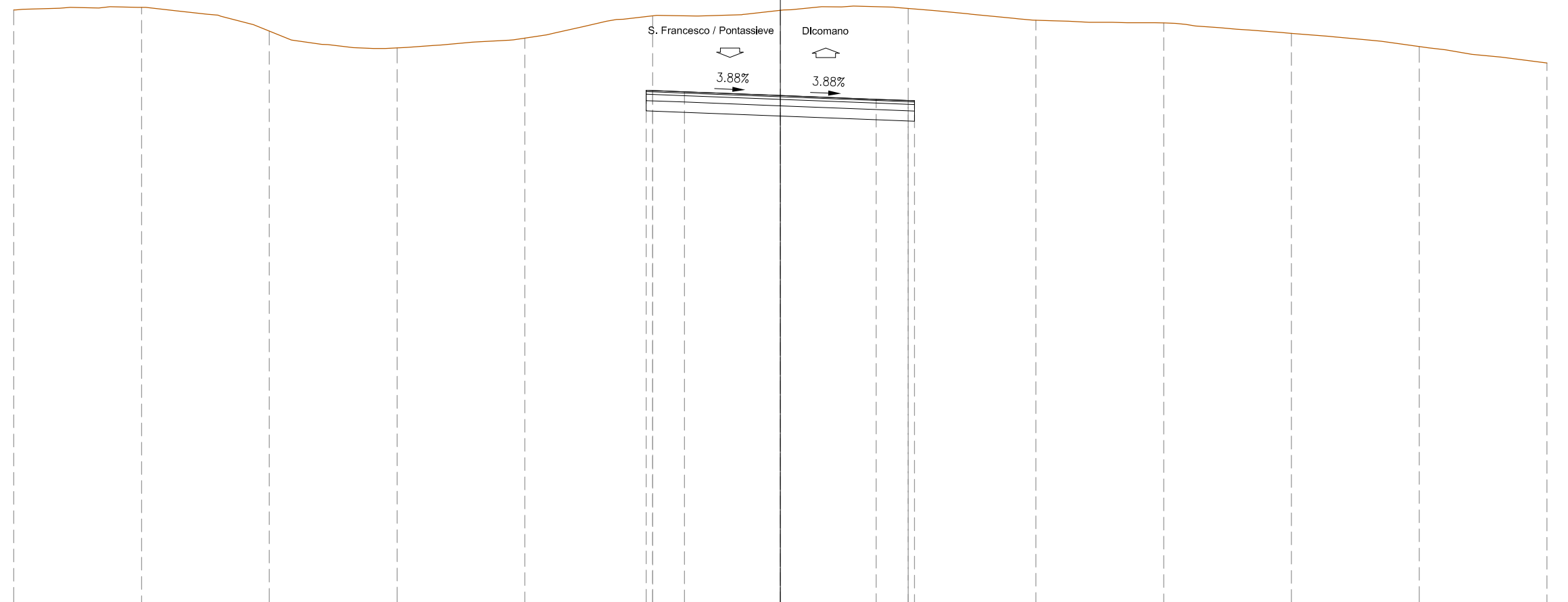
PROGRESSIVE TERRENO	-30.00	-25.00	-20.00	-15.00	-10.00	-5.00	0.00	5.00	10.00	15.00	20.00	25.00
PARZIALI TERRENO		5.00	5.00	5.00	5.00	5.00	5.00	5.00	5.00	5.00	5.00	5.00
QUOTE TERRENO	126.74	126.48	126.70	126.89	127.05	127.17	127.36	127.47	127.56	127.57	127.54	127.45
PROGRESSIVE PROGETTO						-5.00	-3.75	0.00	3.75	5.00		
PARZIALI PROGETTO						1.50	5.00	3.75	1.50			
QUOTE PROGETTO						129.61	129.55	129.40	129.26	129.20		

PROFILO Rufina - Tratto 2

SEZIONE 110

PROGRESSIVA 2000.00

BA BASE m<sup>2</sup> 2.62  
 BI BINDER m<sup>2</sup> 1.06  
 U USURA m<sup>2</sup> 0.52



110

200  
200

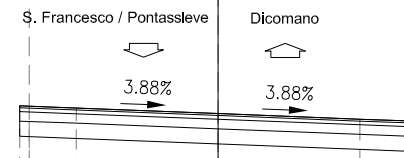
PROGRESSIVE TERRENO	-30.00	-25.00	-20.00	-15.00	-10.00	-5.00	0.00	5.00	10.00	15.00	20.00	25.00	30.00
PARZIALI TERRENO		5.00	5.00	5.00	5.00	5.00	5.00	5.00	5.00	5.00	5.00	5.00	5.00
QUOTE TERRENO	133.17	133.27	132.34	131.68	132.07	132.93	133.16	133.23	132.77	132.66	132.25	131.74	131.09
PROGRESSIVE PROGETTO						-5.00	-3.75	0.00	3.75	5.00			
PARZIALI PROGETTO						1.50	5.00	3.75	1.50				
QUOTE PROGETTO						130.07	129.97	129.82	129.67	128.62			

PROFILO Rufina - Tratto 2

SEZIONE 111

PROGRESSIVA 2025.00

BA BASE m<sup>2</sup> 2.62  
 BI BINDER m<sup>2</sup> 1.06  
 U USURA m<sup>2</sup> 0.52



110

200  
200

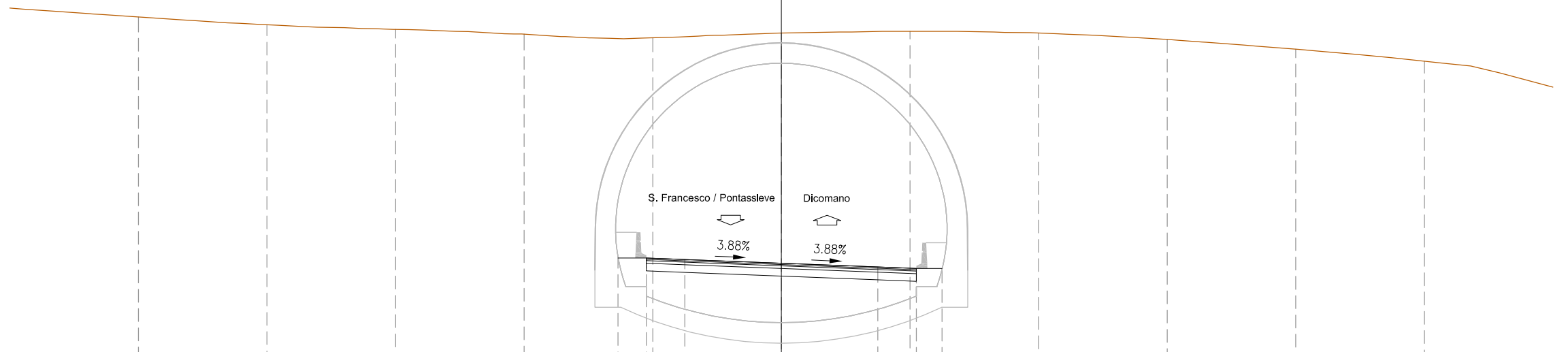
PROGRESSIVE TERRENO	-30.00	-25.00	-20.00	-15.00	-10.00	-5.00	0.00	5.00	10.00	15.00	20.00	25.00	30.00
PARZIALI TERRENO		5.00	5.00	5.00	5.00	5.00	5.00	5.00	5.00	5.00	5.00	5.00	5.00
QUOTE TERRENO	139.35	139.08	138.81	138.64	138.37	138.32	138.70	138.78	138.73	138.54	138.25	137.69	136.35
PROGRESSIVE PROGETTO						-5.00	0.00	3.75		5.99			
PARZIALI PROGETTO						1.50	5.00	3.75		1.50			
QUOTE PROGETTO						130.46	130.41	130.26	130.11	130.06			

PROFILO Rufina - Tratto 2

SEZIONE 112

PROGRESSIVA 2030.00

BA BASE	m <sup>2</sup>	1.05
BI BINDER	m <sup>2</sup>	0.52
MC MISTO CEMENTATO	m <sup>2</sup>	6.32
U USURA	m <sup>2</sup>	0.52



110

200  
200

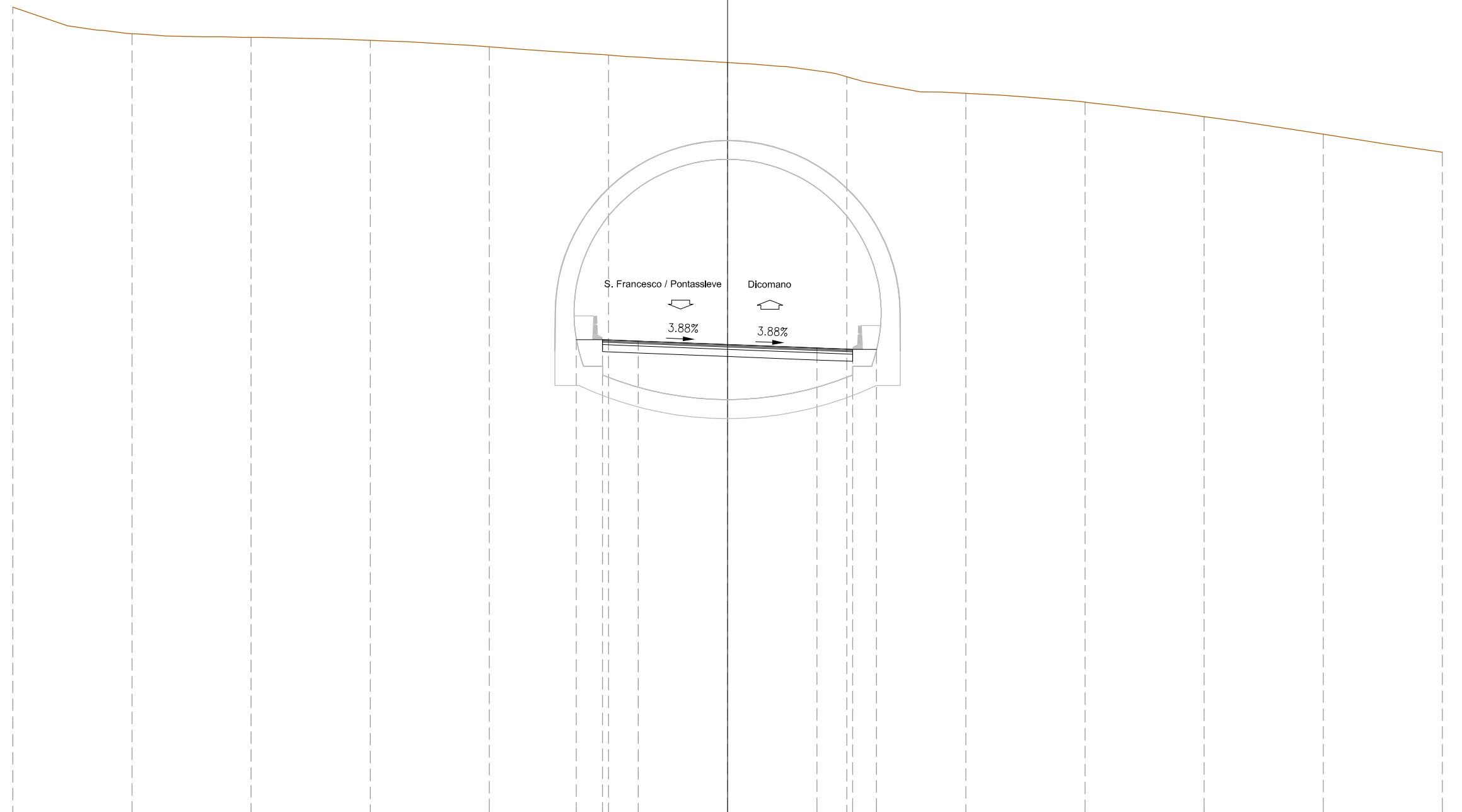
PROGRESSIVE TERRENO	-25.00	-20.00	-15.00	-10.00	-5.00	0.00	5.00	10.00	15.00	20.00	25.00
PARZIALI TERRENO		5.00	5.00	5.00	5.00	5.00	5.00	5.00	5.00	5.00	5.00
QUOTE TERRENO	139.90	139.61	139.43	139.24	139.10	139.28	139.35	139.28	139.03	138.66	138.19
PROGRESSIVE PROGETTO					-6.35	-5.00	-3.75	0.00	3.75	5.00	6.25
PARZIALI PROGETTO					1.10	1.50	5.00	3.75	1.50	1.00	
QUOTE PROGETTO					130.54	130.53	130.48	130.34	130.19	130.15	130.14

PROFILO Rufina - Tratto 2

SEZIONE 113

PROGRESSIVA 2050.00

BA BASE m<sup>2</sup> 1.04  
 BI BINDER m<sup>2</sup> 0.52  
 MC MISTO CEMENTATO m<sup>2</sup> 6.32  
 U USURA m<sup>2</sup> 0.52



111

200  
200

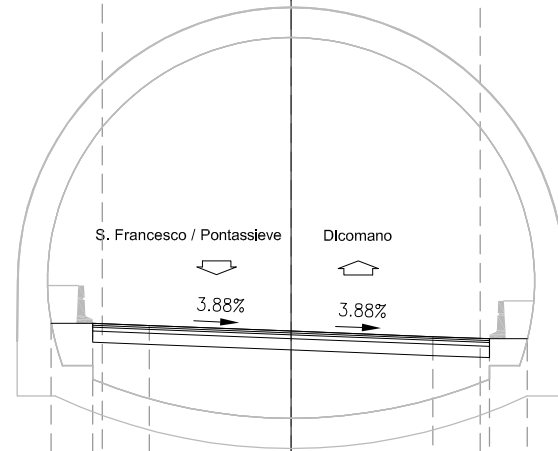
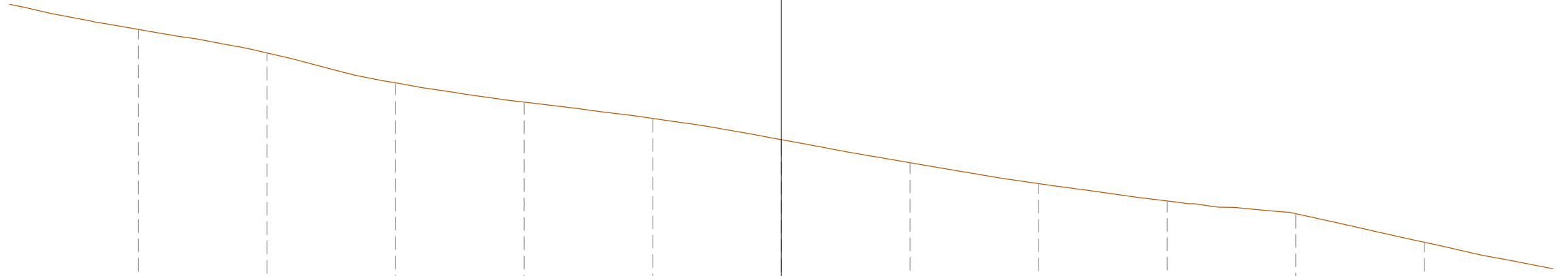
PROGRESSIVE TERRENO	-30.00	-25.00	-20.00	-15.00	-10.00	-5.00	0.00	5.00	10.00	15.00	20.00	25.00	30.00
PARZIALI TERRENO		5.00	5.00	5.00	5.00	5.00	5.00	5.00	5.00	5.00	5.00	5.00	5.00
QUOTE TERRENO	144.78	143.67	143.52	143.39	143.12	142.77	142.46	141.87	141.17	140.80	140.19	139.46	138.70
PROGRESSIVE PROGETTO						-6.35	-5.00	-3.75	0.00	3.75	5.00	6.25	
PARZIALI PROGETTO						1.10	1.50	5.00	3.75	1.50	1.00		
QUOTE PROGETTO						130.83	130.82	130.77	130.63	130.48	130.42	130.42	

PROFILO Rufina - Tratto 2

SEZIONE 114

PROGRESSIVA 2071.58

BA BASE m<sup>2</sup> 1.06  
 BI BINDER m<sup>2</sup> 0.51  
 MC MISTO CEMENTATO m<sup>2</sup> 6.30  
 U USURA m<sup>2</sup> 0.53



115

200  
200

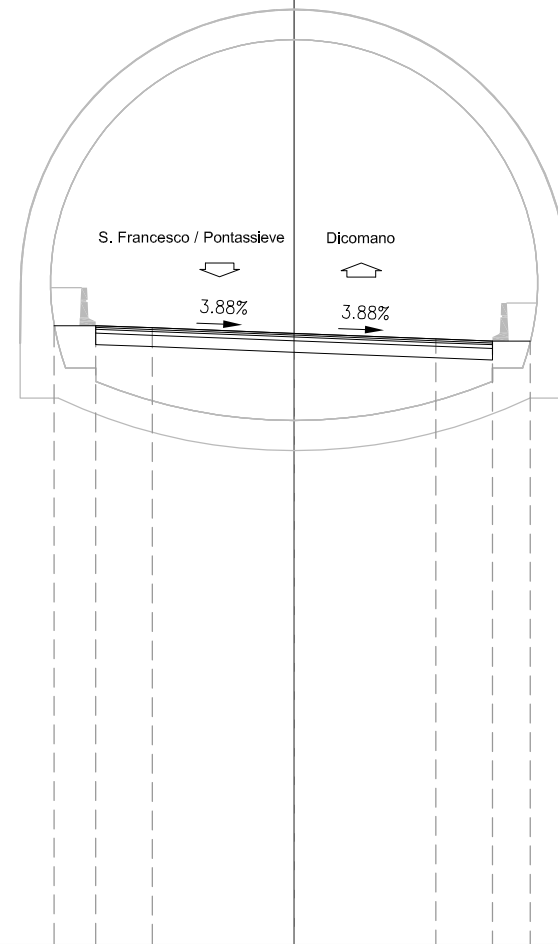
PROGRESSIVE TERRENO	-25.00	-20.00	-15.00	-10.00	-5.00	0.00	5.00	10.00	15.00	20.00	25.00
PARZIALI TERRENO		5.00	5.00	5.00	5.00	5.00	5.00	5.00	5.00	5.00	5.00
QUOTE TERRENO	149.77	148.86	147.70	146.95	146.31	145.49	144.60	143.79	143.11	142.61	141.51
PROGRESSIVE PROGETTO					-6.35	-5.00	-3.75	0.00	3.75	5.00	6.25
PARZIALI PROGETTO					1.10	1.50	5.00	3.75	1.50	1.00	
QUOTE PROGETTO					131.09	131.08	131.03	130.88	130.74	130.68	130.68

PROFILO Rufina - Tratto 2

SEZIONE 115

PROGRESSIVA 2100.00

BA BASE	m <sup>2</sup>	1.04
BI BINDER	m <sup>2</sup>	0.54
MC MISTO CEMENTATO	m <sup>2</sup>	6.30
U USURA	m <sup>2</sup>	0.52



115

200  
200

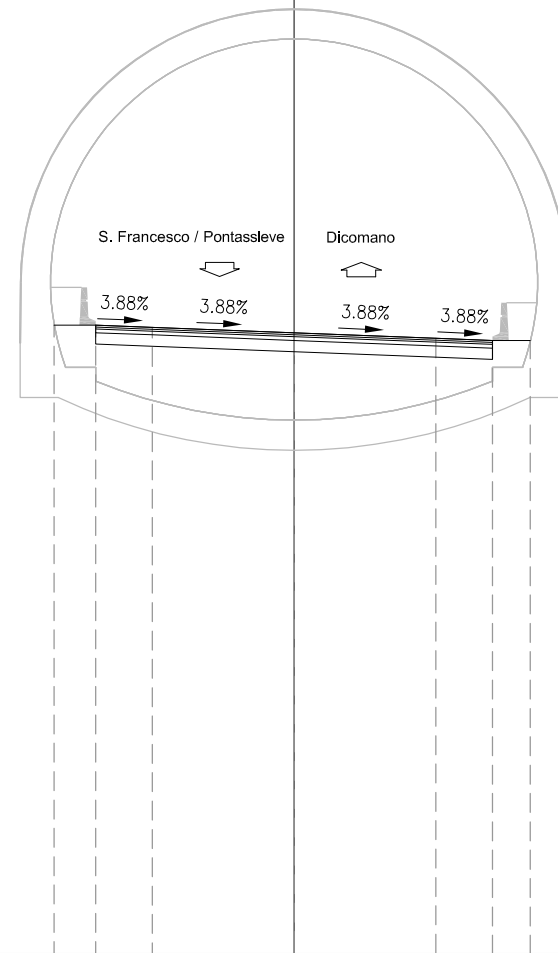
PROGRESSIVE TERRENO									
PARZIALI TERRENO									
QUOTE TERRENO									
PROGRESSIVE PROGETTO		-6.35	-5.25	-3.75	0.00	3.75	5.25	6.25	
PARZIALI PROGETTO		1.10	1.50	3.75	3.75	1.50	1.00		
QUOTE PROGETTO		131.37	131.37	131.31	131.17	131.02	130.97	130.97	

PROFILO Rufina - Tratto 2

SEZIONE 116

PROGRESSIVA 2125.00

BA BASE	m <sup>2</sup>	1.06
BI BINDER	m <sup>2</sup>	0.52
MC MISTO CEMENTATO	m <sup>2</sup>	6.30
U USURA	m <sup>2</sup>	0.52



115

200  
200

PROGRESSIVE TERRENO									
PARZIALI TERRENO									
QUOTE TERRENO									
PROGRESSIVE PROGETTO		-6.35	-5.25	-3.75	0.00	3.75	5.25	6.25	
PARZIALI PROGETTO		1.10	1.50	3.75	3.75	1.50	1.00		
QUOTE PROGETTO	131.62	131.62	131.56	131.42	131.27	131.22	131.22		

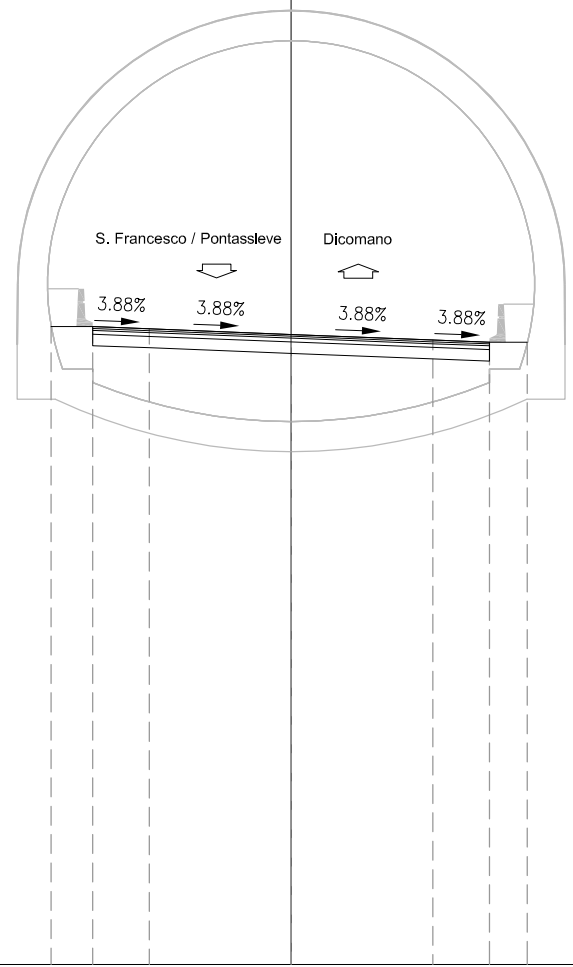


PROFILO Rufina - Tratto 2

SEZIONE 117

PROGRESSIVA 2150.00

BA BASE	m <sup>2</sup>	1.05
BI BINDER	m <sup>2</sup>	0.53
MC MISTO CEMENTATO	m <sup>2</sup>	6.30
U USURA	m <sup>2</sup>	0.52



115

200  
200

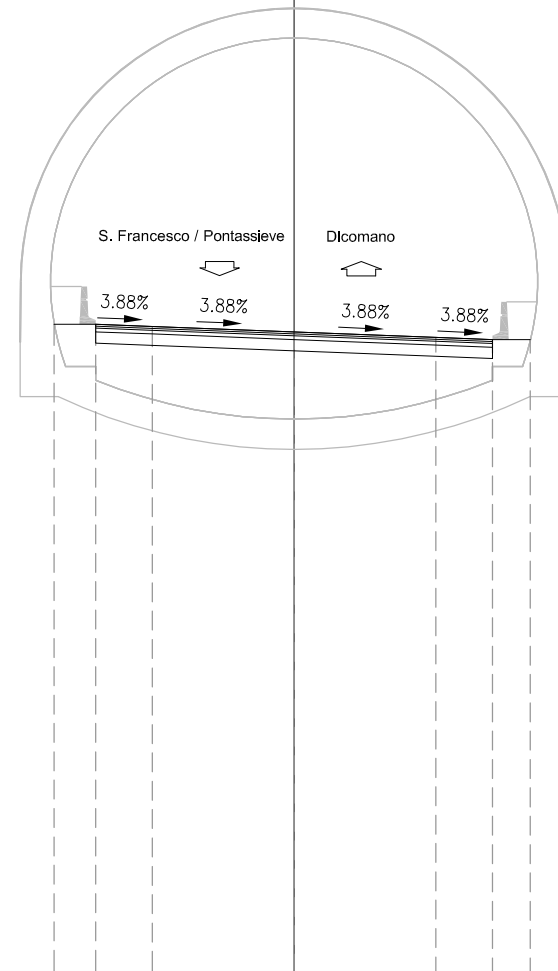
PROGRESSIVE TERRENO									
PARZIALI TERRENO									
QUOTE TERRENO									
PROGRESSIVE PROGETTO		-6.35	-5.25	-3.75	0.00	3.75	5.25	6.25	
PARZIALI PROGETTO		1.10	1.50	3.75	3.75	1.50	1.00		
QUOTE PROGETTO		131.87	131.87	131.81	131.67	131.52	131.47	131.47	

PROFILO Rufina - Tratto 2

SEZIONE 118

PROGRESSIVA 2175.00

BA BASE	m <sup>2</sup>	1.06
BI BINDER	m <sup>2</sup>	0.51
MC MISTO CEMENTATO	m <sup>2</sup>	6.30
U USURA	m <sup>2</sup>	0.53



115

200  
200

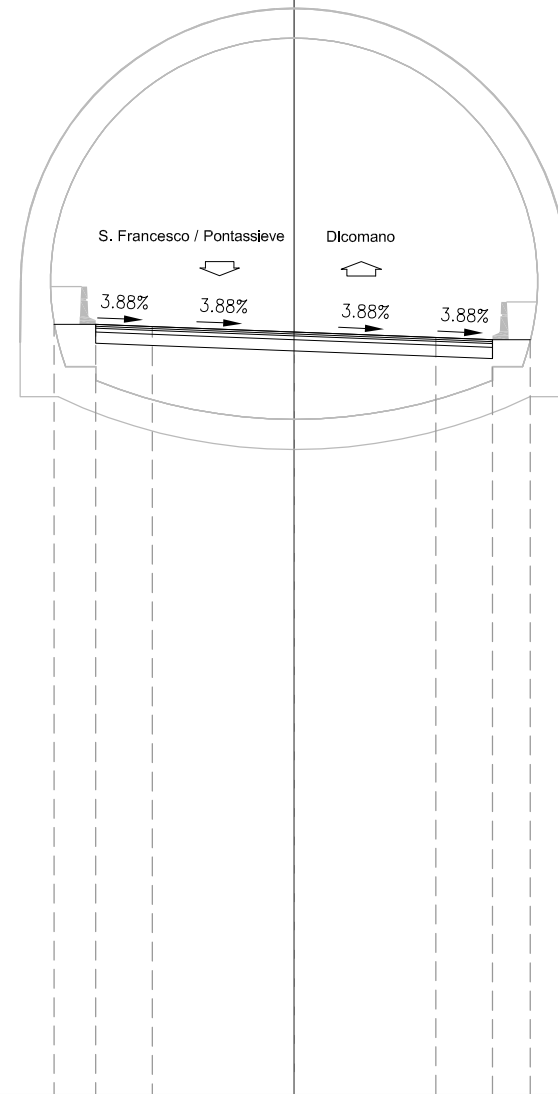
PROGRESSIVE TERRENO									
PARZIALI TERRENO									
QUOTE TERRENO									
PROGRESSIVE PROGETTO		-6.35	-5.25	-3.75	0.00	3.75	5.25	6.25	
PARZIALI PROGETTO		1.10	1.50	3.75	3.75	1.50	1.00		
QUOTE PROGETTO		132.12	132.12	132.06	131.92	131.77	131.72	131.72	

PROFILO Rufina - Tratto 2

SEZIONE 119

PROGRESSIVA 2200.00

BA BASE	m <sup>2</sup>	1.04
BI BINDER	m <sup>2</sup>	0.54
MC MISTO CEMENTATO	m <sup>2</sup>	6.30
U USURA	m <sup>2</sup>	0.52



112

200  
200

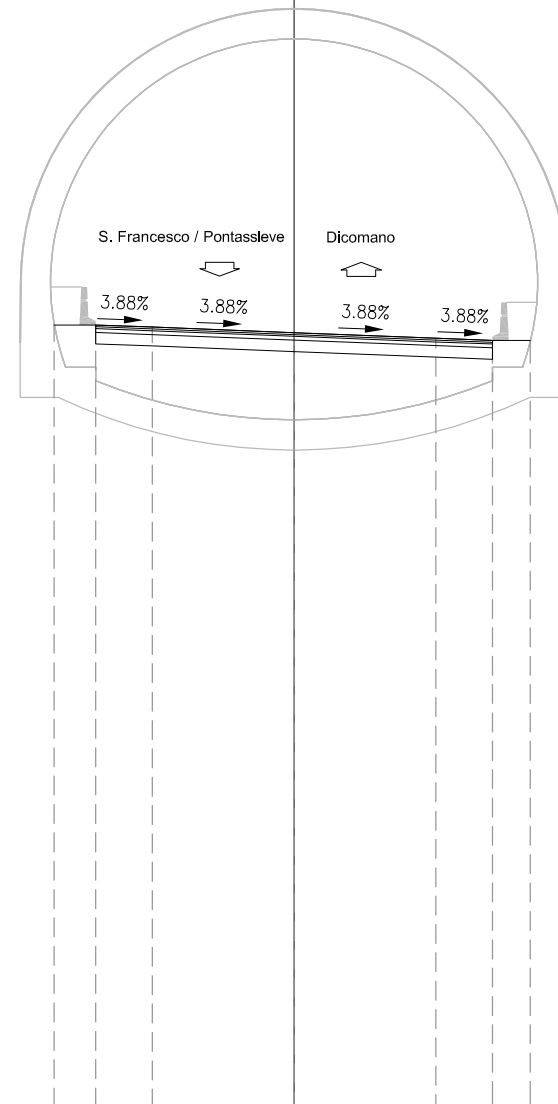
PROGRESSIVE TERRENO									
PARZIALI TERRENO									
QUOTE TERRENO									
PROGRESSIVE PROGETTO		-6.35	-5.25	-3.75	0.00	3.75	5.25	6.25	
PARZIALI PROGETTO		1.10	1.50	3.75	3.75	1.50	1.00		
QUOTE PROGETTO	132.37	132.37	132.31	132.17	132.02	131.97	131.97		

PROFILO Rufina - Tratto 2

SEZIONE 120

PROGRESSIVA 2225.00

BA BASE	m <sup>2</sup>	1.06
BI BINDER	m <sup>2</sup>	0.52
MC MISTO CEMENTATO	m <sup>2</sup>	6.30
U USURA	m <sup>2</sup>	0.52



112

200  
200

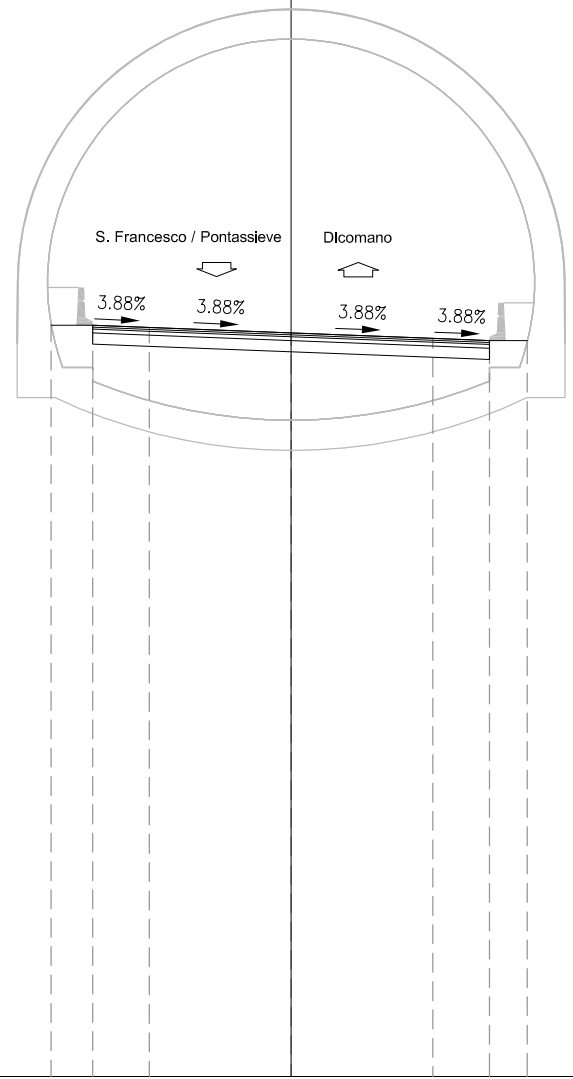
PROGRESSIVE TERRENO									
PARZIALI TERRENO									
QUOTE TERRENO									
PROGRESSIVE PROGETTO		-0.35	-5.25	-3.75	0.00	3.75	5.25	6.25	
PARZIALI PROGETTO		1.10	1.50	3.75	3.75	1.50	1.00		
QUOTE PROGETTO		132.62	132.62	132.56	132.42	132.27	132.22	132.22	

PROFILO Rufina - Tratto 2

SEZIONE 121

PROGRESSIVA 2250.00

BA BASE	m <sup>2</sup>	1.05
BI BINDER	m <sup>2</sup>	0.53
MC MISTO CEMENTATO	m <sup>2</sup>	6.30
U USURA	m <sup>2</sup>	0.52



113

200  
200

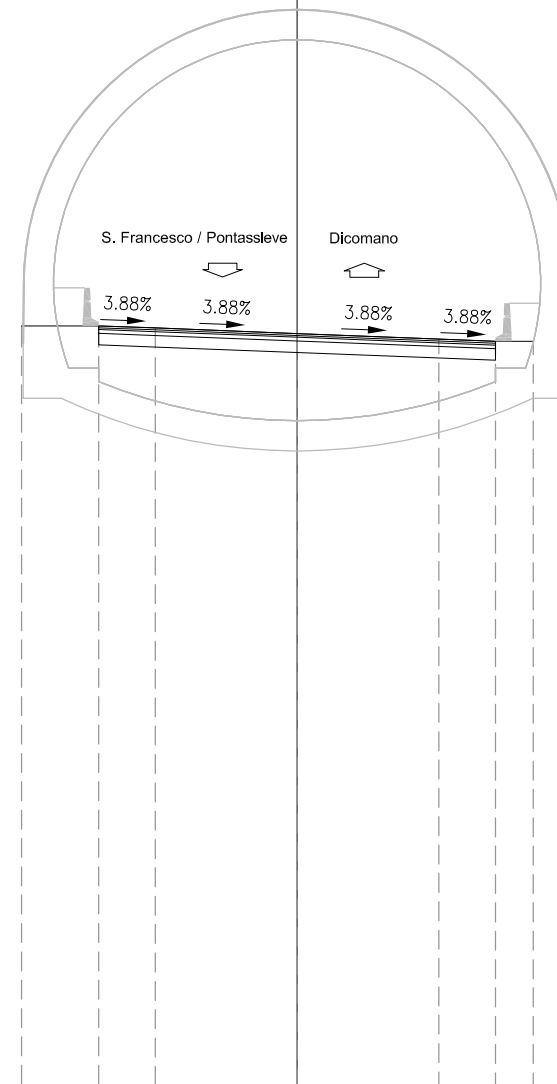
PROGRESSIVE TERRENO									
PARZIALI TERRENO									
QUOTE TERRENO									
PROGRESSIVE PROGETTO		-6.35	-5.25	-3.75	0.00	3.75	5.25	6.25	
PARZIALI PROGETTO		1.10	1.50	3.75	3.75	1.50	1.00		
QUOTE PROGETTO		132.87	132.87	132.81	132.67	132.52	132.47	132.47	

PROFILO Rufina - Tratto 2

SEZIONE 122

PROGRESSIVA 2275.00

BA BASE	m <sup>2</sup>	1.06
BI BINDER	m <sup>2</sup>	0.51
MC MISTO CEMENTATO	m <sup>2</sup>	6.30
U USURA	m <sup>2</sup>	0.53



113

200  
200

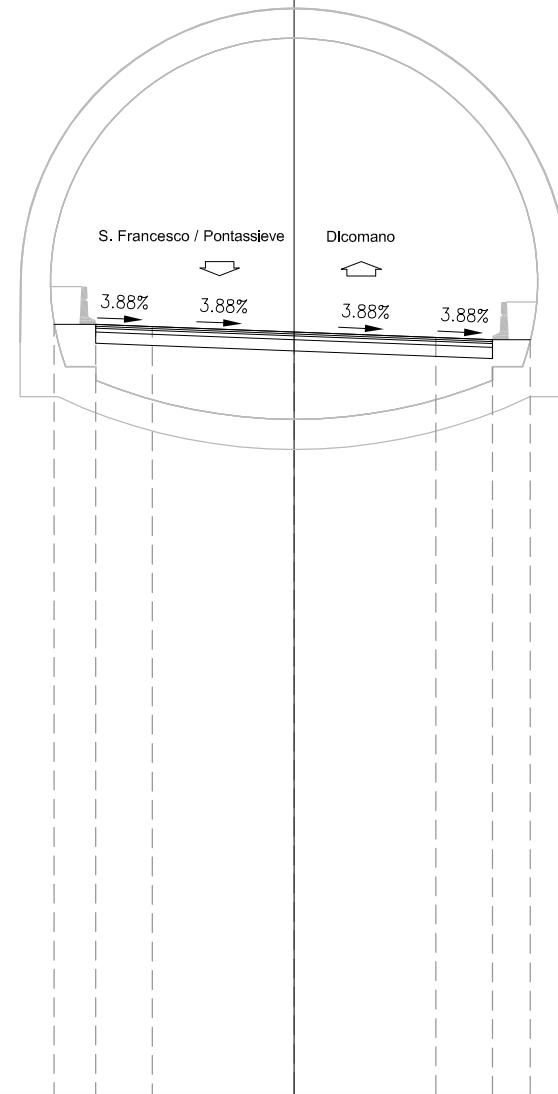
PROGRESSIVE TERRENO									
PARZIALI TERRENO									
QUOTE TERRENO									
PROGRESSIVE PROGETTO		-7.29	-5.25	-3.75	0.00	3.75	5.25	6.25	
PARZIALI PROGETTO		2.04	1.50	3.75	3.75	1.50	1.00		
QUOTE PROGETTO		133.12	133.12	133.06	132.92	132.77	132.72	132.72	

PROFILO Rufina - Tratto 2

SEZIONE 123

PROGRESSIVA 2300.00

BA BASE	m <sup>2</sup>	1.04
BI BINDER	m <sup>2</sup>	0.54
MC MISTO CEMENTATO	m <sup>2</sup>	6.30
U USURA	m <sup>2</sup>	0.52



113

200  
200

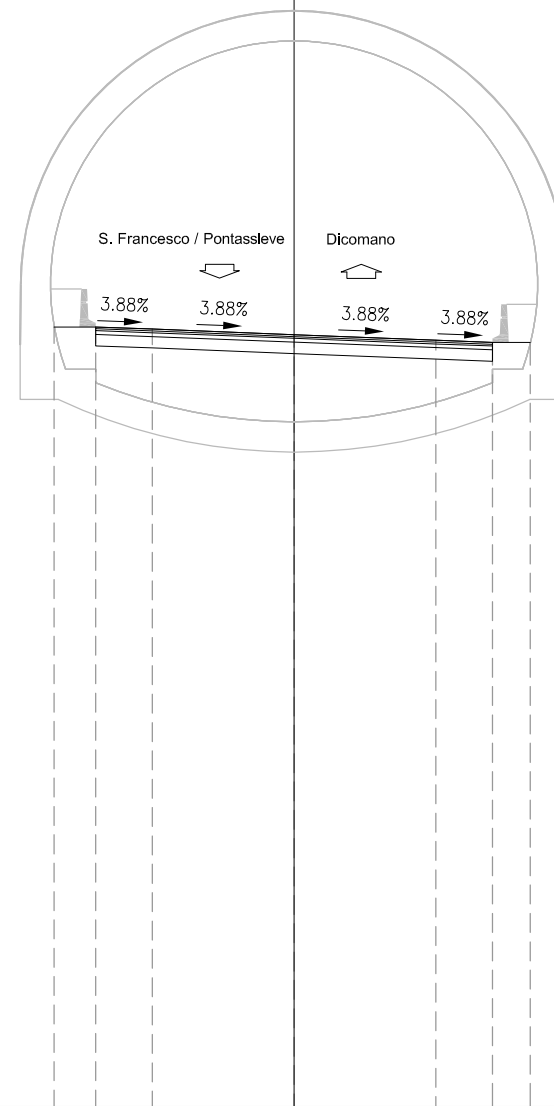
PROGRESSIVE TERRENO									
PARZIALI TERRENO									
QUOTE TERRENO									
PROGRESSIVE PROGETTO		-6.35	-5.25	-3.75	0.00	3.75	5.25	6.25	
PARZIALI PROGETTO		1.10	1.50	3.75	3.75	1.50	1.00		
QUOTE PROGETTO		133.37	133.37	133.31	133.17	133.02	132.97	132.97	

PROFILO Rufina - Tratto 2

SEZIONE 124

PROGRESSIVA 2325.00

BA BASE	m <sup>2</sup>	1.06
BI BINDER	m <sup>2</sup>	0.52
MC MISTO CEMENTATO	m <sup>2</sup>	6.30
U USURA	m <sup>2</sup>	0.52



113

200  
200

PROGRESSIVE TERRENO									
PARZIALI TERRENO									
QUOTE TERRENO									
PROGRESSIVE PROGETTO		-6.35	-5.25	-3.75	0.00	3.75	5.25	6.25	
PARZIALI PROGETTO		1.10	1.50	3.75	3.75	1.50	1.00		
QUOTE PROGETTO	133.62	133.62	133.56	133.42	133.27	133.22	133.22		

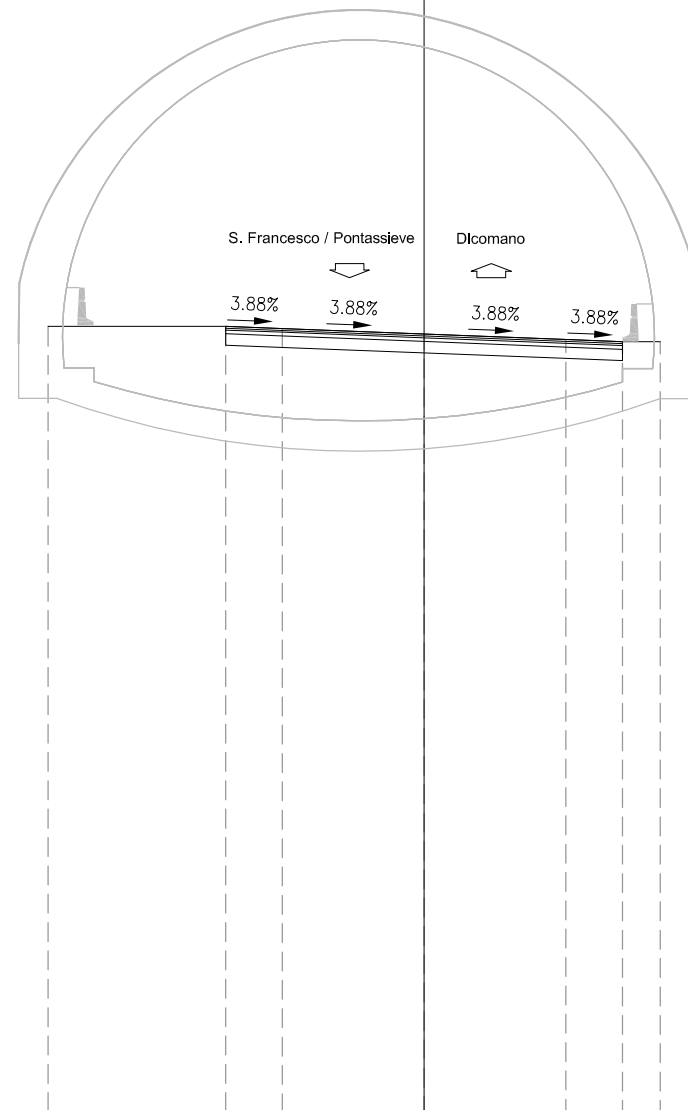


PROFILO Rufina - Tratto 2

SEZIONE 125

PROGRESSIVA 2342.60

BA BASE	m <sup>2</sup>	1.05
BI BINDER	m <sup>2</sup>	0.54
MC MISTO CEMENTATO	m <sup>2</sup>	6.28
U USURA	m <sup>2</sup>	0.52



113

200  
200

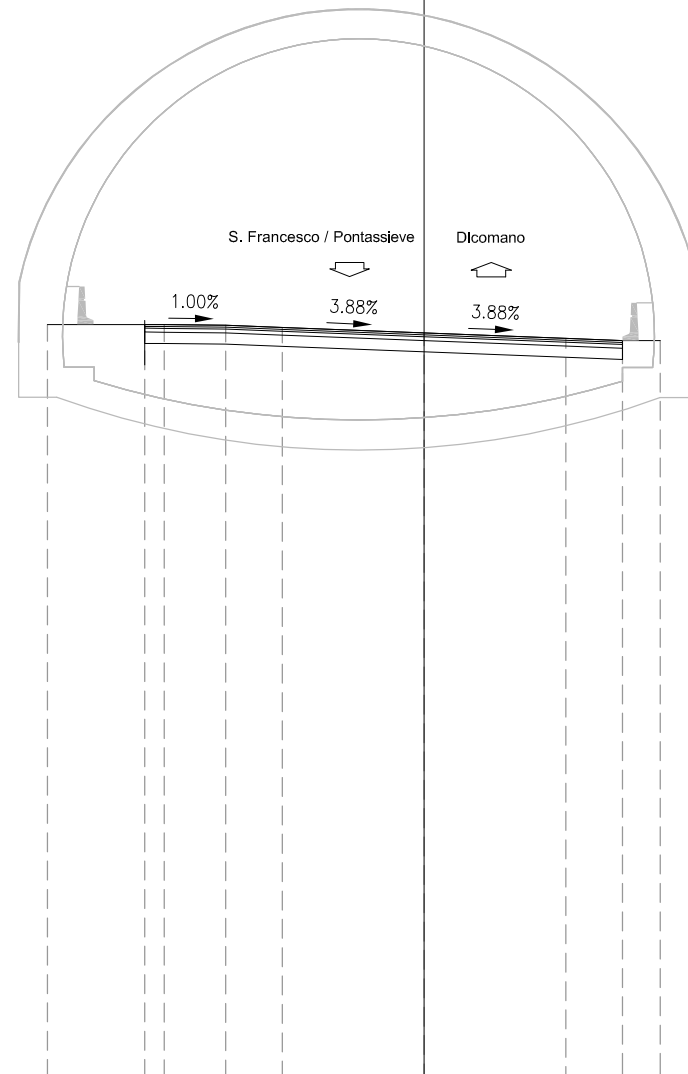
PROGRESSIVE TERRENO							
PARZIALI TERRENO							
QUOTE TERRENO							
PROGRESSIVE PROGETTO	-9.95	-5.25	-3.75	0.00	3.75	5.25	6.25
PARZIALI PROGETTO	4.70	1.50	3.75	3.75	1.50	1.00	
QUOTE PROGETTO	133.80	133.80	133.74	133.60	133.45	133.39	133.39

PROFILO Rufina - Tratto 2

SEZIONE 126

PROGRESSIVA 2350.00

BA BASE	m <sup>2</sup>	1.26
BI BINDER	m <sup>2</sup>	0.64
MC MISTO CEMENTATO	m <sup>2</sup>	7.58
U USURA	m <sup>2</sup>	0.63



114

200  
200

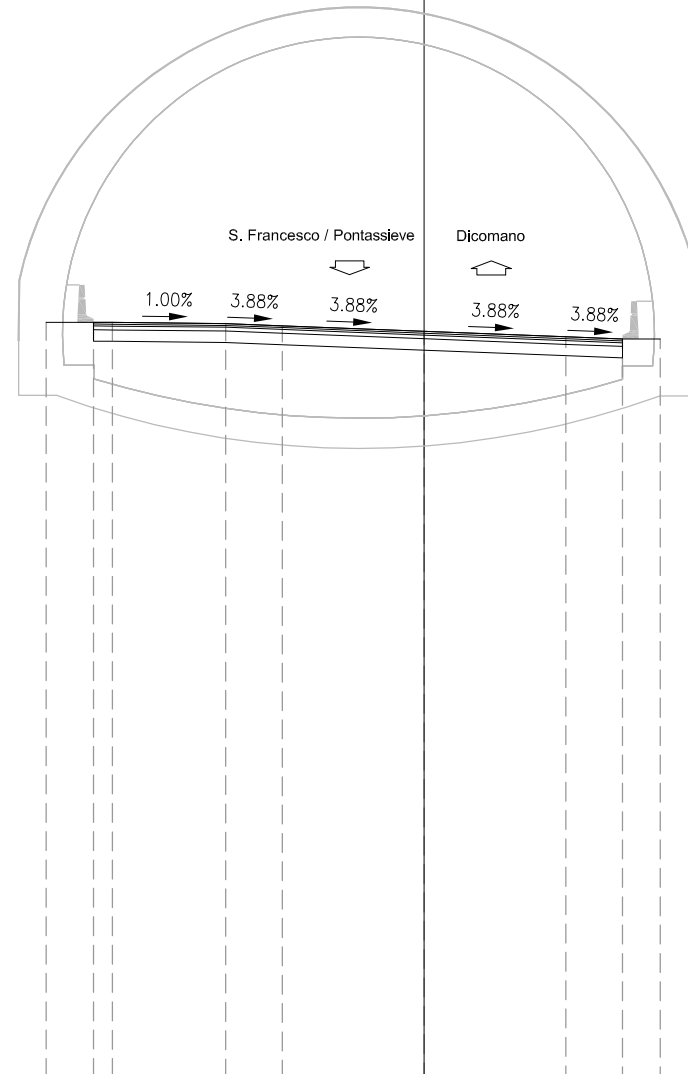
PROGRESSIVE TERRENO												
PARZIALI TERRENO												
QUOTE TERRENO												
PROGRESSIVE PROGETTO		-9.96	-7.39	-6.87	-5.25	-3.75	0.00	3.75	5.25	6.25		
PARZIALI PROGETTO		2.57	0.52	1.62	1.50	3.75	3.75	1.50	1.00			
QUOTE PROGETTO		133.89	133.89	133.89	133.87	133.81	133.67	133.52	133.47	133.47		

PROFILO Rufina - Tratto 2

SEZIONE 127

PROGRESSIVA 2354.66

BA BASE	m <sup>2</sup>	1.39
BI BINDER	m <sup>2</sup>	0.71
MC MISTO CEMENTATO	m <sup>2</sup>	8.42
U USURA	m <sup>2</sup>	0.69



114

200  
200

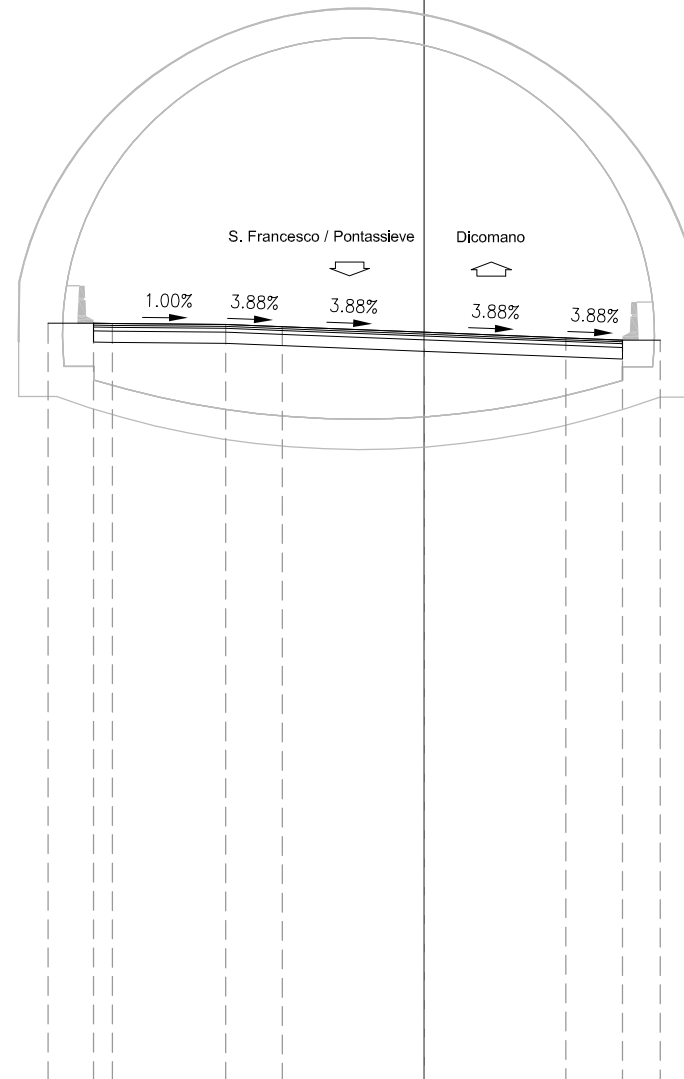
PROGRESSIVE TERRENO																				
PARZIALI TERRENO																				
QUOTE TERRENO																				
PROGRESSIVE PROGETTO		-10.00	-8.75	-8.25		-5.25	-3.75		0.00		3.75	5.25	6.25							
PARZIALI PROGETTO		1.25	0.50	3.00		1.50	3.75		3.75		1.50	1.00								
QUOTE PROGETTO		133.95	133.95	133.95		133.92	133.86		133.72		133.57	133.51	133.51							

PROFILO Rufina - Tratto 2

SEZIONE 128

PROGRESSIVA 2365.00

BA BASE	m <sup>2</sup>	1.40
BI BINDER	m <sup>2</sup>	0.70
MC MISTO CEMENTATO	m <sup>2</sup>	8.38
U USURA	m <sup>2</sup>	0.71



114

200  
200

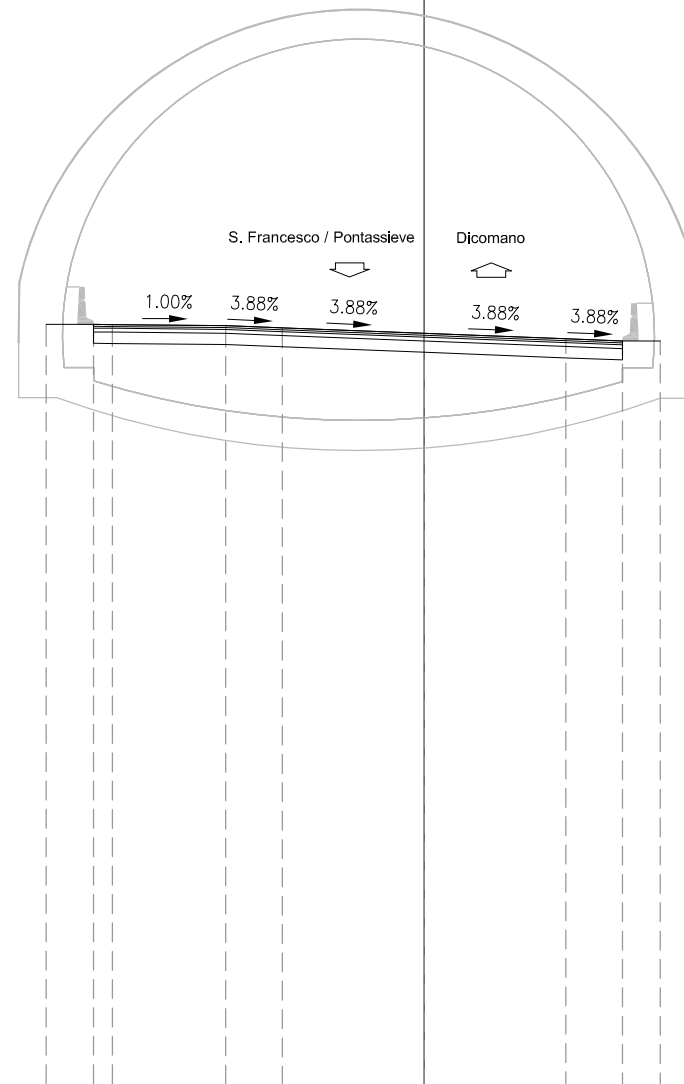
PROGRESSIVE TERRENO												
PARZIALI TERRENO												
QUOTE TERRENO												
PROGRESSIVE PROGETTO		-9.95	-8.75	-8.25		-5.25	-3.75	0.00		3.75	5.25	6.25
PARZIALI PROGETTO		1.20	0.50	3.00		1.50	3.75	3.75		1.50	1.00	
QUOTE PROGETTO		134.06	134.06	134.05		134.02	133.96	133.82		133.67	133.62	133.62

PROFILO Rufina - Tratto 2

SEZIONE 129

PROGRESSIVA 2375.34

BA BASE	m <sup>2</sup>	1.41
BI BINDER	m <sup>2</sup>	0.70
MC MISTO CEMENTATO	m <sup>2</sup>	8.40
U USURA	m <sup>2</sup>	0.68



114

200

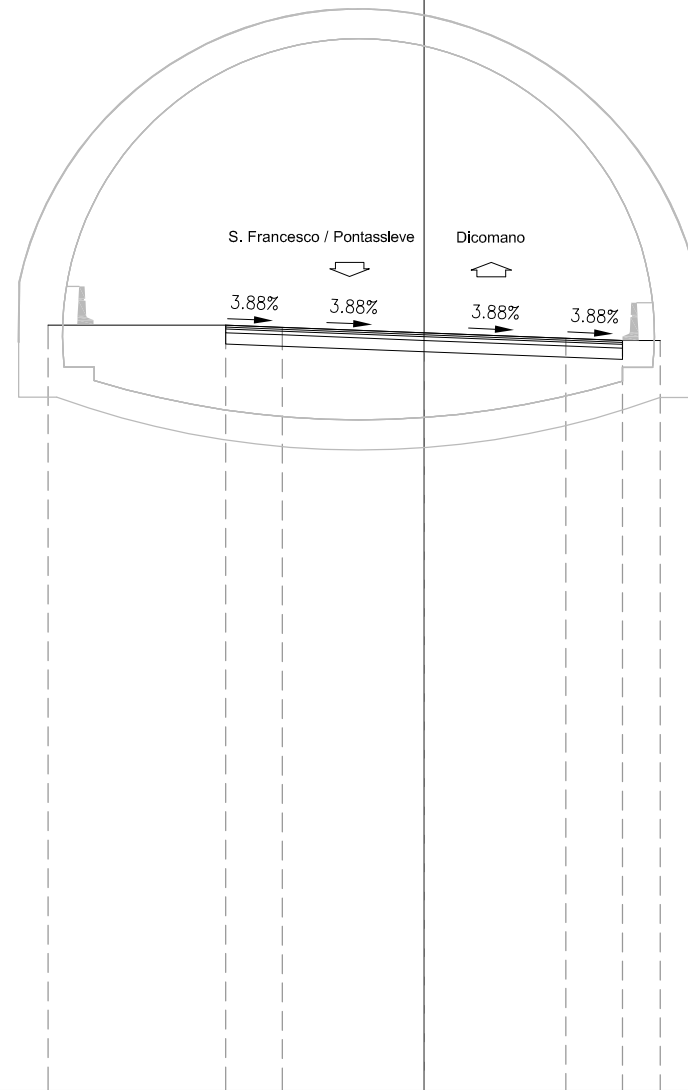
PROGRESSIVE TERRENO													
PARZIALI TERRENO													
QUOTE TERRENO													
PROGRESSIVE PROGETTO		-10.00	-8.75	-8.25		-5.25	-3.75	0.00		3.75	5.25	6.25	
PARZIALI PROGETTO		1.25	0.50	3.00		1.50	3.75	3.75		1.50	1.00		
QUOTE PROGETTO		134.16	134.16	134.16		134.13	134.07	133.92		133.78	133.72	133.72	

PROFILO Rufina - Tratto 2

SEZIONE 130

PROGRESSIVA 2387.40

BA BASE	m <sup>2</sup>	1.06
BI BINDER	m <sup>2</sup>	0.51
MC MISTO CEMENTATO	m <sup>2</sup>	6.28
U USURA	m <sup>2</sup>	0.54



114

200  
200

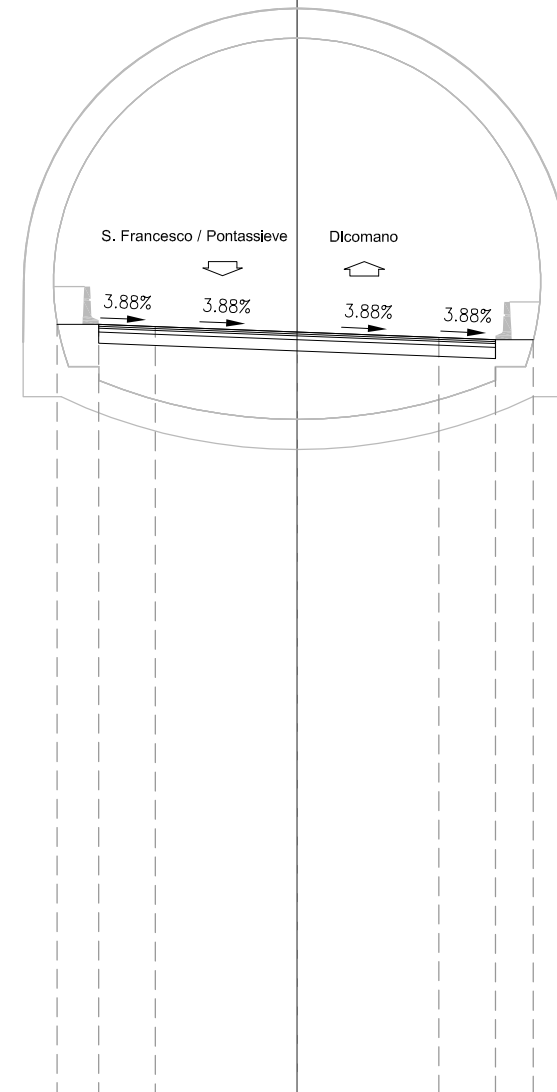
PROGRESSIVE TERRENO								
PARZIALI TERRENO								
QUOTE TERRENO								
PROGRESSIVE PROGETTO	-9.95	-5.25	-3.75	0.00	3.75	5.25	6.25	
PARZIALI PROGETTO	4.70	1.50	3.75	3.75	1.50	1.00		
QUOTE PROGETTO	134.25	134.25	134.19	134.04	133.90	133.84	133.84	

PROFILO Rufina - Tratto 2

SEZIONE 131

PROGRESSIVA 2400.00

BA BASE	m <sup>2</sup>	1.04
BI BINDER	m <sup>2</sup>	0.54
MC MISTO CEMENTATO	m <sup>2</sup>	6.30
U USURA	m <sup>2</sup>	0.52



114

200  
200

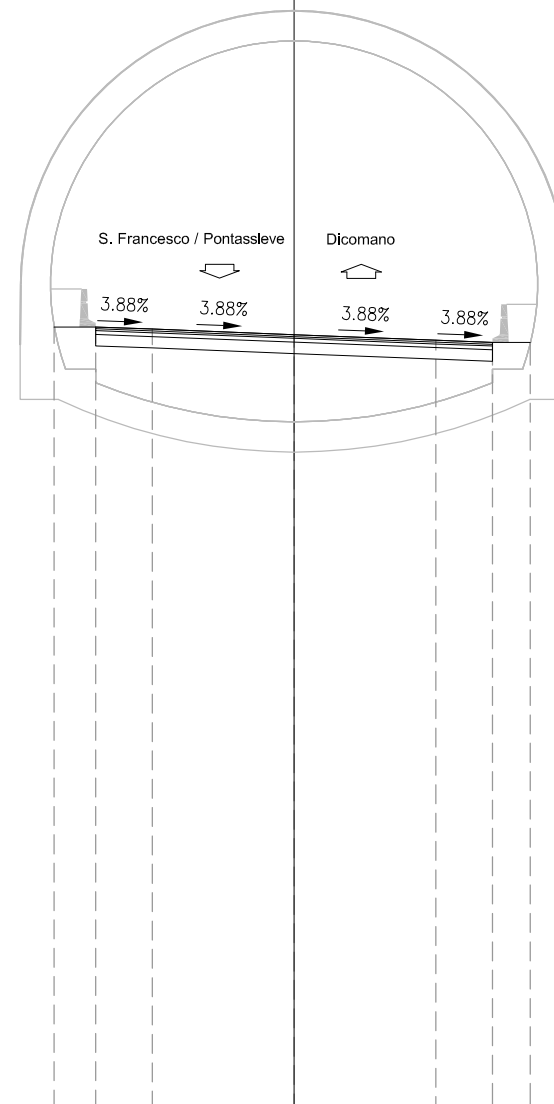
PROGRESSIVE TERRENO									
PARZIALI TERRENO									
QUOTE TERRENO									
PROGRESSIVE PROGETTO		-6.35	-5.25	-3.75	0.00	3.75	5.25	6.25	
PARZIALI PROGETTO		1.10	1.50	3.75	3.75	1.50	1.00		
QUOTE PROGETTO	134.37	134.37	134.31	134.17	134.17	134.02	133.97	133.97	

PROFILO Rufina - Tratto 2

SEZIONE 132

PROGRESSIVA 2425.00

BA BASE	m <sup>2</sup>	1.06
BI BINDER	m <sup>2</sup>	0.52
MC MISTO CEMENTATO	m <sup>2</sup>	6.30
U USURA	m <sup>2</sup>	0.52



114

200  
200

PROGRESSIVE TERRENO									
PARZIALI TERRENO									
QUOTE TERRENO									
PROGRESSIVE PROGETTO		-6.35	-5.25	-3.75	0.00	3.75	5.25	6.25	
PARZIALI PROGETTO		1.10	1.50	3.75	3.75	1.50	1.00		
QUOTE PROGETTO	134.62	134.62	134.56	134.42	134.27	134.22	134.22		

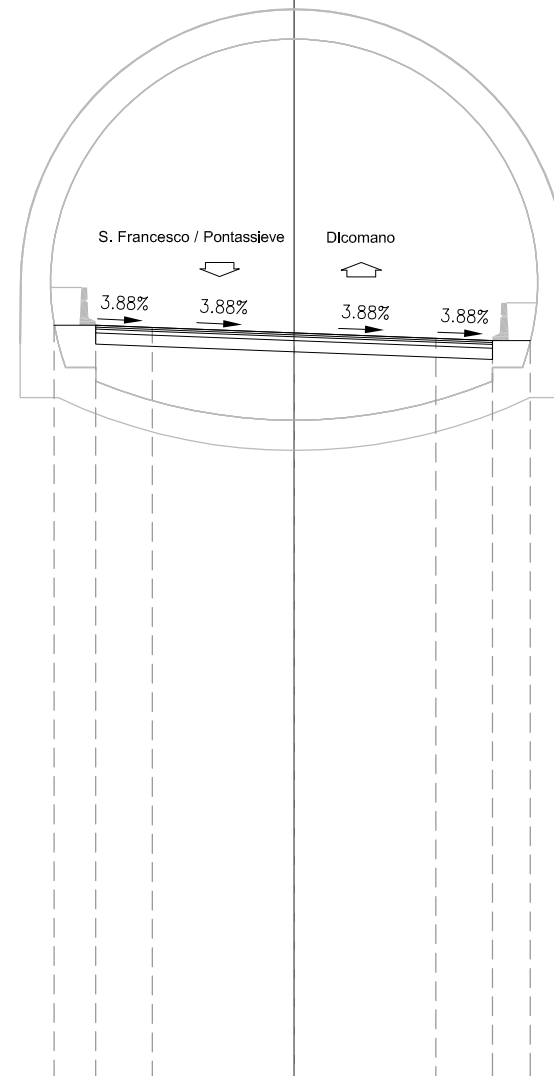


PROFILO Rufina - Tratto 2

SEZIONE 133

PROGRESSIVA 2450.00

BA BASE	m <sup>2</sup>	1.05
BI BINDER	m <sup>2</sup>	0.53
MC MISTO CEMENTATO	m <sup>2</sup>	6.30
U USURA	m <sup>2</sup>	0.52



115

200  
200

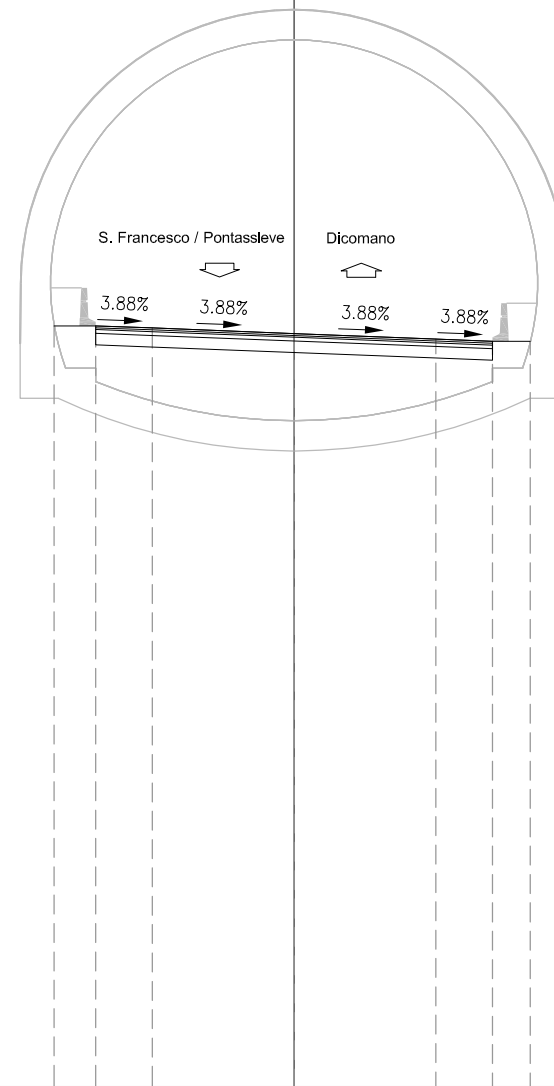
PROGRESSIVE TERRENO									
PARZIALI TERRENO									
QUOTE TERRENO									
PROGRESSIVE PROGETTO		-6.35	-5.25	-3.75	0.00	3.75	5.25	6.25	
PARZIALI PROGETTO		1.10	1.50	3.75	3.75	1.50	1.00		
QUOTE PROGETTO	134.87	134.87	134.81	134.67	134.67	134.52	134.47	134.47	

PROFILO Rufina - Tratto 2

SEZIONE 134

PROGRESSIVA 2475.00

BA BASE	m <sup>2</sup>	1.06
BI BINDER	m <sup>2</sup>	0.51
MC MISTO CEMENTATO	m <sup>2</sup>	6.30
U USURA	m <sup>2</sup>	0.53



115

200  
200

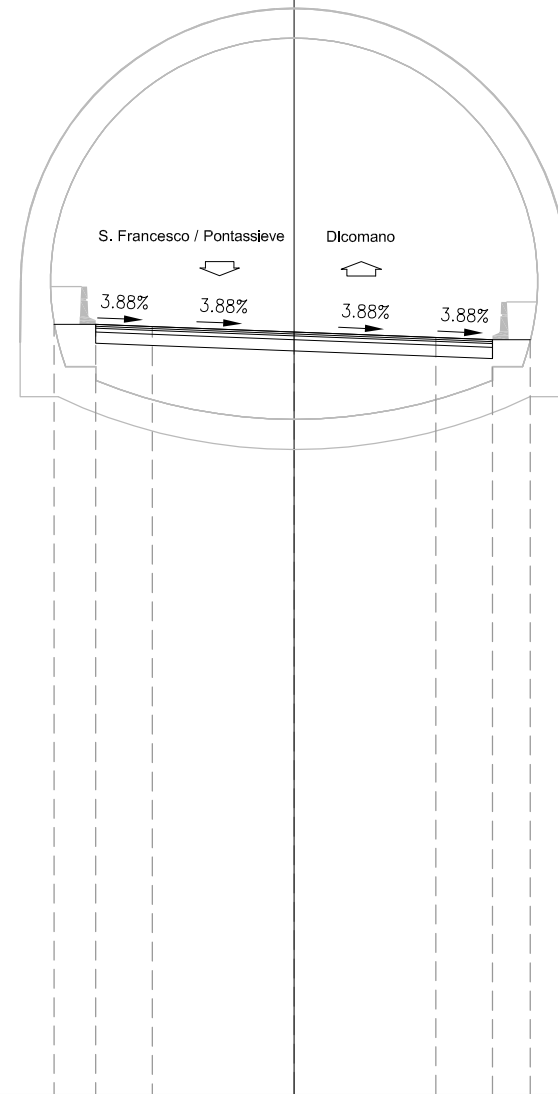
PROGRESSIVE TERRENO									
PARZIALI TERRENO									
QUOTE TERRENO									
PROGRESSIVE PROGETTO		-6.35	-5.25	-3.75	0.00	3.75	5.25	6.25	
PARZIALI PROGETTO		1.10	1.50	3.75	3.75	1.50	1.00		
QUOTE PROGETTO	135.12	135.12	135.06	134.92	134.77	134.72	134.72		

PROFILO Rufina - Tratto 2

SEZIONE 135

PROGRESSIVA 2500.00

BA BASE	m <sup>2</sup>	1.04
BI BINDER	m <sup>2</sup>	0.54
MC MISTO CEMENTATO	m <sup>2</sup>	6.30
U USURA	m <sup>2</sup>	0.52



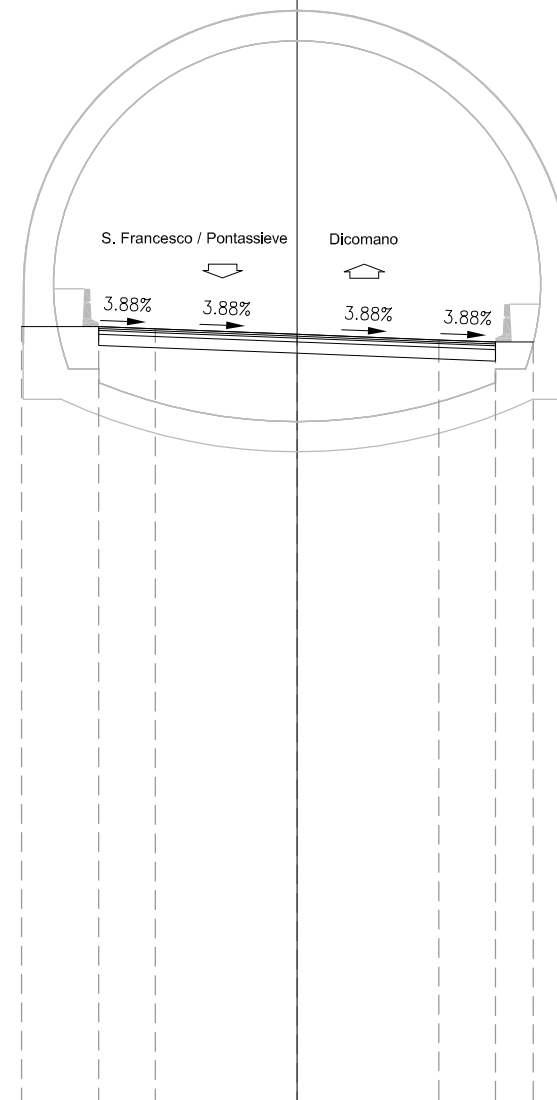
PROGRESSIVE TERRENO									
PARZIALI TERRENO									
QUOTE TERRENO									
PROGRESSIVE PROGETTO		-6.35	-5.25	-3.75	0.00	3.75	5.25	6.25	
PARZIALI PROGETTO		1.10	1.50	3.75	3.75	1.50	1.00		
QUOTE PROGETTO	135.37	135.37	135.31	135.17	135.02	134.97	134.97		

PROFILO Rufina - Tratto 2

SEZIONE 136

PROGRESSIVA 2515.00

BA BASE	m <sup>2</sup>	1.04
BI BINDER	m <sup>2</sup>	0.53
MC MISTO CEMENTATO	m <sup>2</sup>	6.30
U USURA	m <sup>2</sup>	0.53



115

200  
200

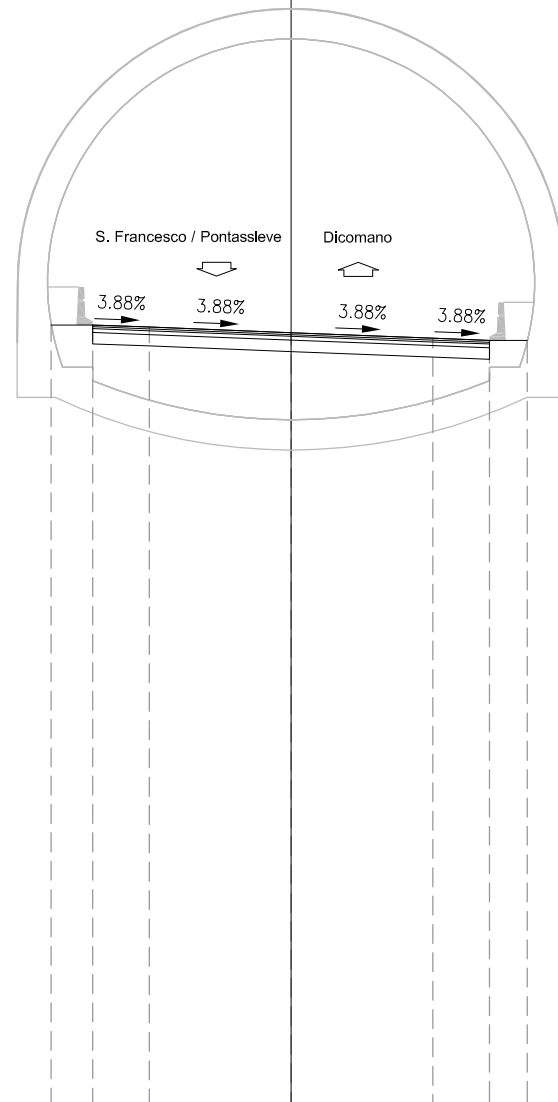
PROGRESSIVE TERRENO									
PARZIALI TERRENO									
QUOTE TERRENO									
PROGRESSIVE PROGETTO		-7.29	-5.25	-3.75	0.00	3.75	5.25	6.25	
PARZIALI PROGETTO		2.04	1.50	3.75	3.75	1.50	1.00		
QUOTE PROGETTO		135.52	135.52	135.46	135.32	135.17	135.12	135.12	

PROFILO Rufina - Tratto 2

SEZIONE 137

PROGRESSIVA 2525.00

BA BASE	m <sup>2</sup>	1.06
BI BINDER	m <sup>2</sup>	0.52
MC MISTO CEMENTATO	m <sup>2</sup>	6.30
U USURA	m <sup>2</sup>	0.52



115

200  
200

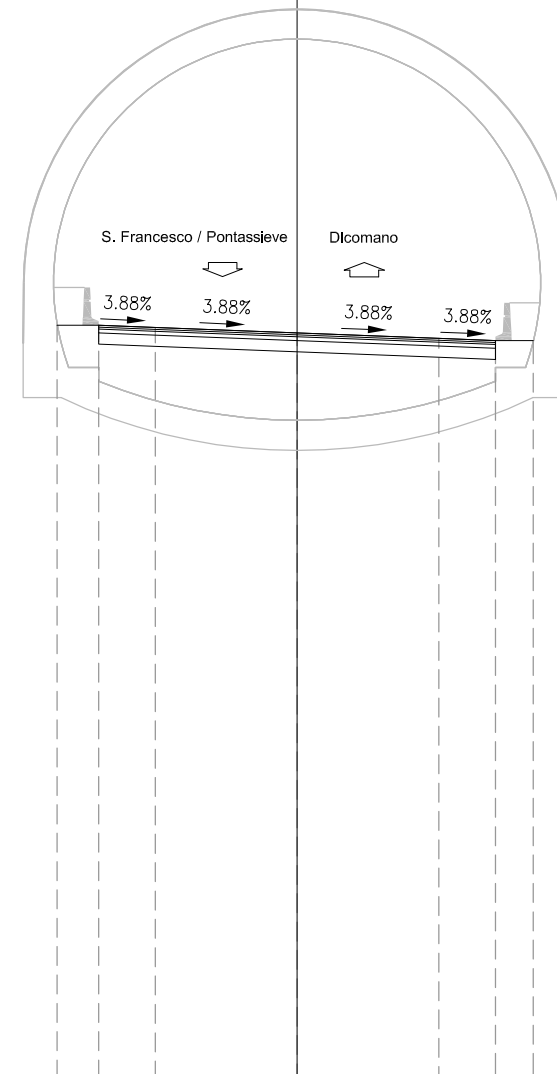
PROGRESSIVE TERRENO									
PARZIALI TERRENO									
QUOTE TERRENO									
PROGRESSIVE PROGETTO		-0.35	-5.25	-3.75	0.00	3.75	5.25	6.25	
PARZIALI PROGETTO		1.10	1.50	3.75	3.75	1.50	1.00		
QUOTE PROGETTO	135.62	135.62	135.56	135.42	135.27	135.22	135.22		

PROFILO Rufina - Tratto 2

SEZIONE 138

PROGRESSIVA 2550.00

BA BASE	m <sup>2</sup>	1.05
BI BINDER	m <sup>2</sup>	0.53
MC MISTO CEMENTATO	m <sup>2</sup>	6.30
U USURA	m <sup>2</sup>	0.52



116

200  
200

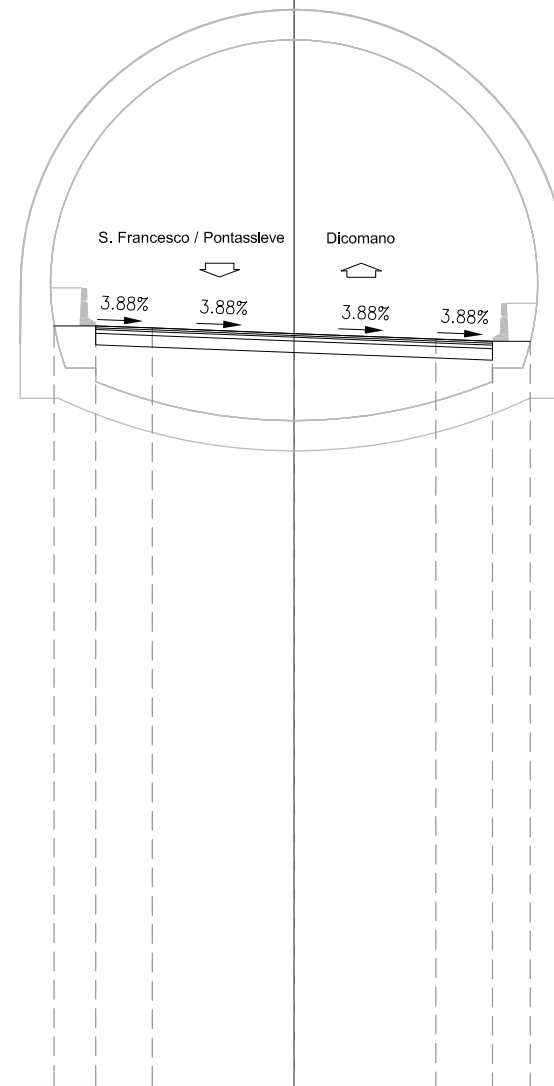
PROGRESSIVE TERRENO									
PARZIALI TERRENO									
QUOTE TERRENO									
PROGRESSIVE PROGETTO		-6.35	-5.25	-3.75	0.00	3.75	5.25	6.25	
PARZIALI PROGETTO		1.10	1.50	3.75	3.75	1.50	1.00		
QUOTE PROGETTO		135.87	135.87	135.81	135.67	135.52	135.47	135.47	

PROFILO Rufina - Tratto 2

SEZIONE 139

PROGRESSIVA 2575.00

BA BASE	m <sup>2</sup>	1.06
BI BINDER	m <sup>2</sup>	0.51
MC MISTO CEMENTATO	m <sup>2</sup>	6.30
U USURA	m <sup>2</sup>	0.53



116

200  
200

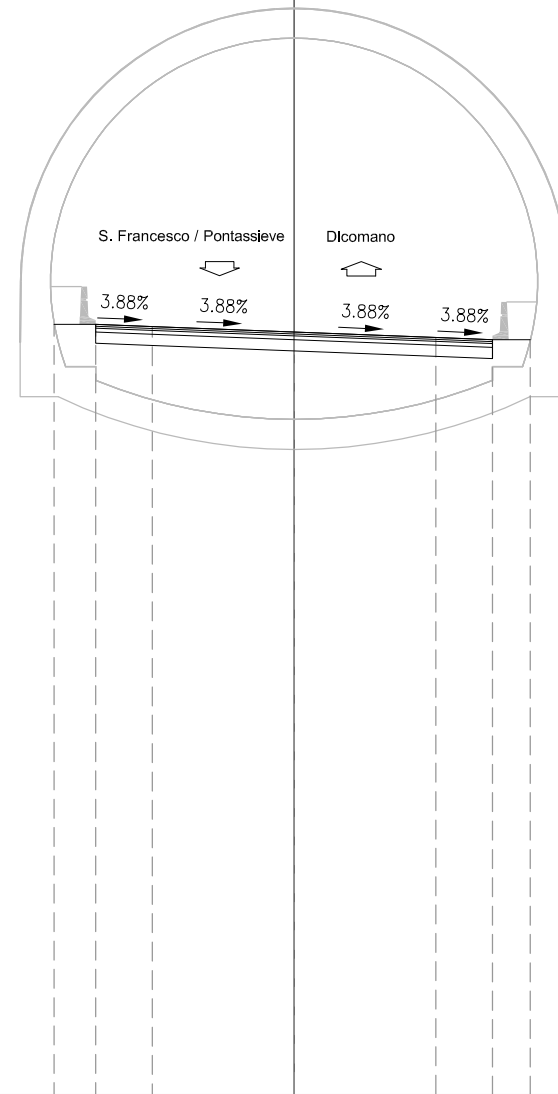
PROGRESSIVE TERRENO									
PARZIALI TERRENO									
QUOTE TERRENO									
PROGRESSIVE PROGETTO		-6.35	-5.25	-3.75	0.00	3.75	5.25	6.25	
PARZIALI PROGETTO		1.10	1.50	3.75	3.75	1.50	1.00		
QUOTE PROGETTO		136.12	136.12	136.06	135.92	135.77	135.72	135.72	

PROFILO Rufina - Tratto 2

SEZIONE 140

PROGRESSIVA 2600.00

BA BASE	m <sup>2</sup>	1.04
BI BINDER	m <sup>2</sup>	0.54
MC MISTO CEMENTATO	m <sup>2</sup>	6.30
U USURA	m <sup>2</sup>	0.52



116

200  
200

PROGRESSIVE TERRENO									
PARZIALI TERRENO									
QUOTE TERRENO									
PROGRESSIVE PROGETTO		-6.35	-5.25	-3.75	0.00	3.75	5.25	6.25	
PARZIALI PROGETTO		1.10	1.50	3.75	3.75	1.50	1.00		
QUOTE PROGETTO	136.37	136.37	136.31	136.17	136.02	135.97	135.97		

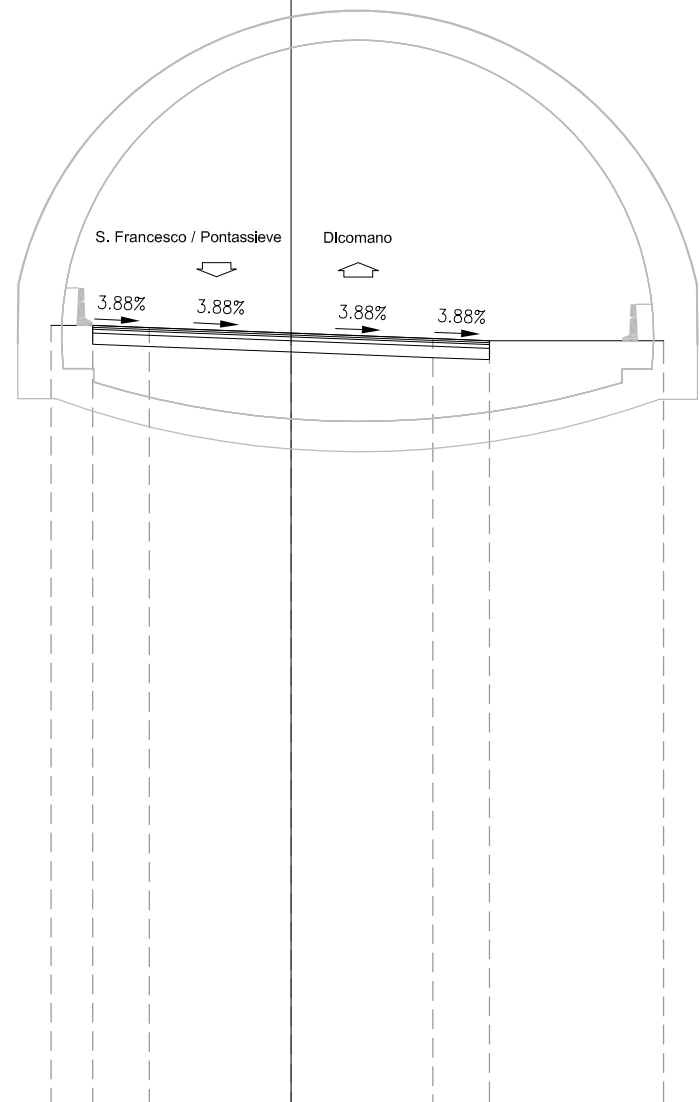


PROFILO Rufina - Tratto 2

SEZIONE 141

PROGRESSIVA 2623.58

BA BASE	m <sup>2</sup>	1.03
BI BINDER	m <sup>2</sup>	0.54
MC MISTO CEMENTATO	m <sup>2</sup>	6.32
U USURA	m <sup>2</sup>	0.52



116

200  
200

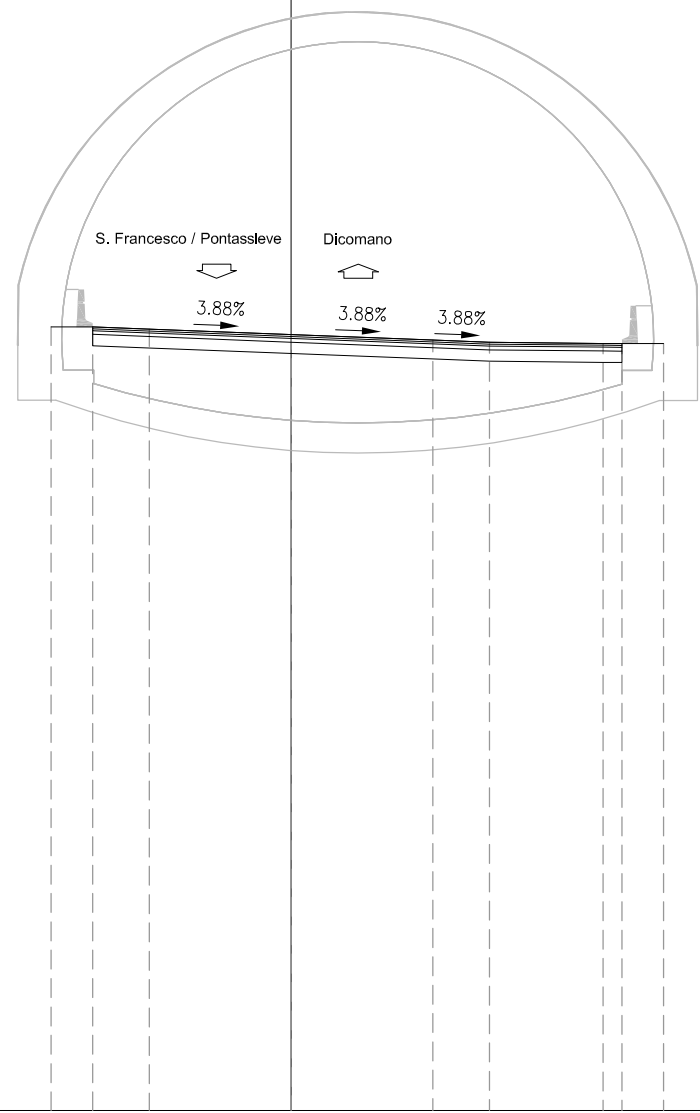
PROGRESSIVE TERRENO									
PARZIALI TERRENO									
QUOTE TERRENO									
PROGRESSIVE PROGETTO		-0.35	-5.25	-3.75	0.00	3.75	5.25	9.85	
PARZIALI PROGETTO		1.10	1.50	3.75	3.75	1.50	4.60		
QUOTE PROGETTO		136.61	136.61	136.55	136.41	136.26	136.20	136.20	

PROFILO Rufina - Tratto 2

SEZIONE 142

PROGRESSIVA 2635.75

BA BASE	m <sup>2</sup>	1.38
BI BINDER	m <sup>2</sup>	0.70
MC MISTO CEMENTATO	m <sup>2</sup>	8.44
U USURA	m <sup>2</sup>	0.70



116

200  
200

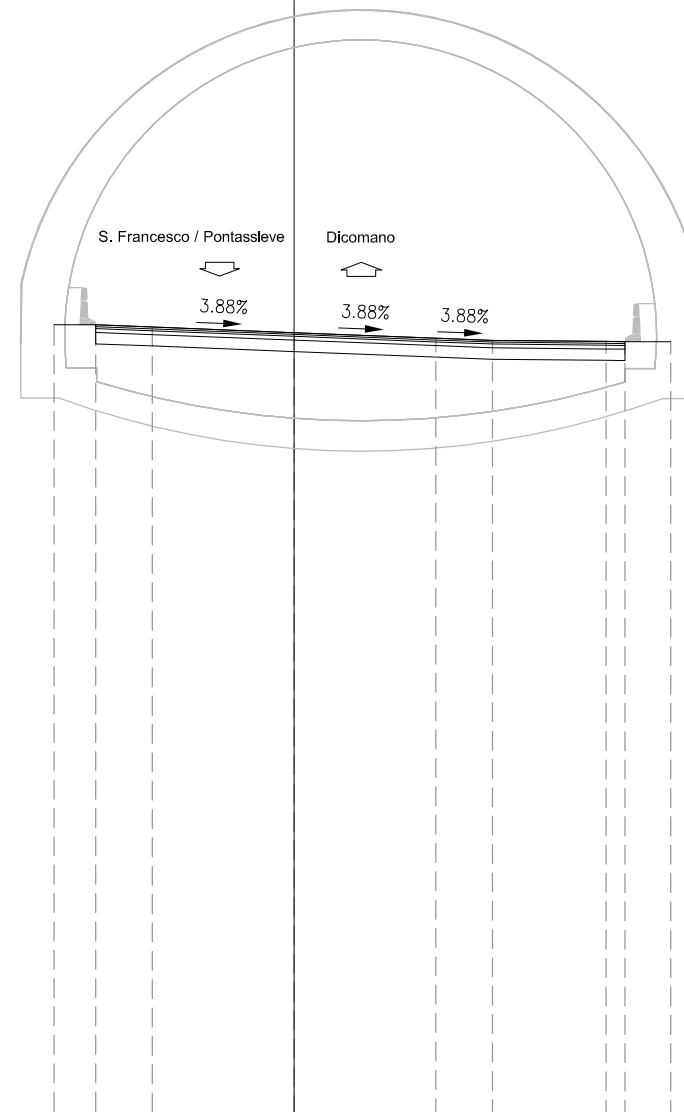
PROGRESSIVE TERRENO											
PARZIALI TERRENO											
QUOTE TERRENO											
PROGRESSIVE PROGETTO		-6.35	-5.25	-3.75	0.00	3.75	5.25	8.25	8.75	9.85	
PARZIALI PROGETTO		1.10	1.50	3.75	3.75	1.50	3.00	0.50	1.10		
QUOTE PROGETTO		136.73	136.73	136.67	136.53	136.38	136.32	136.29	136.29	136.29	

PROFILO Rufina – Tratto 2

SEZIONE 143

PROGRESSIVA 2646.26

BA BASE	m <sup>2</sup>	1.39
BI BINDER	m <sup>2</sup>	0.72
MC MISTO CEMENTATO	m <sup>2</sup>	8.36
U USURA	m <sup>2</sup>	0.70



116

200  
200

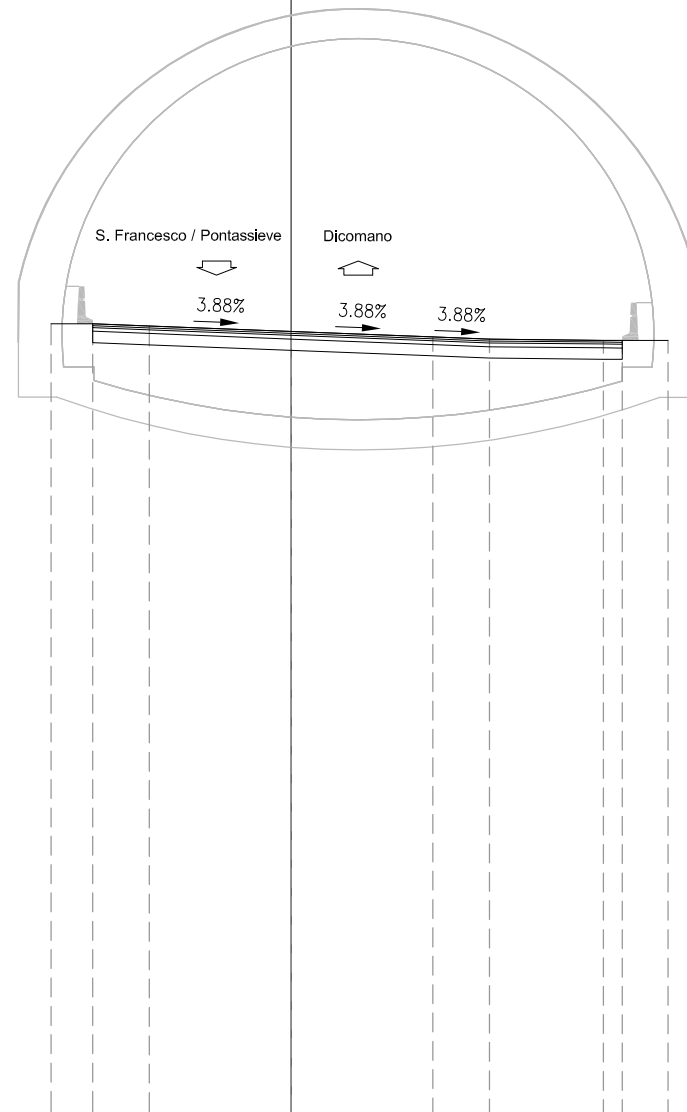
PROGRESSIVE TERRENO														
PARZIALI TERRENO														
QUOTE TERRENO														
PROGRESSIVE PROGETTO		-6.35	-5.25	-3.75	0.00	3.75	5.25	8.25	8.75	9.96				
PARZIALI PROGETTO		1.10	1.50	3.75	3.75	1.50	3.00	0.50	1.21					
QUOTE PROGETTO	136.84	136.84	136.78	136.63	136.49	136.43	136.40	136.39	136.39					

PROFILO Rufina - Tratto 2

SEZIONE 144

PROGRESSIVA 2649.33

BA BASE	m <sup>2</sup>	1.39
BI BINDER	m <sup>2</sup>	0.72
MC MISTO CEMENTATO	m <sup>2</sup>	8.42
U USURA	m <sup>2</sup>	0.69



116

200  
200

PROGRESSIVE TERRENO														
PARZIALI TERRENO														
QUOTE TERRENO														
PROGRESSIVE PROGETTO		-6.35	-5.25	-3.75	0.00	3.75	5.25	8.26	8.76	9.98				
PARZIALI PROGETTO		1.10	1.50	3.75	3.75	1.50	3.01	0.50	1.22					
QUOTE PROGETTO		136.87	136.87	136.81	136.66	136.52	136.46	136.43	136.42	136.42				

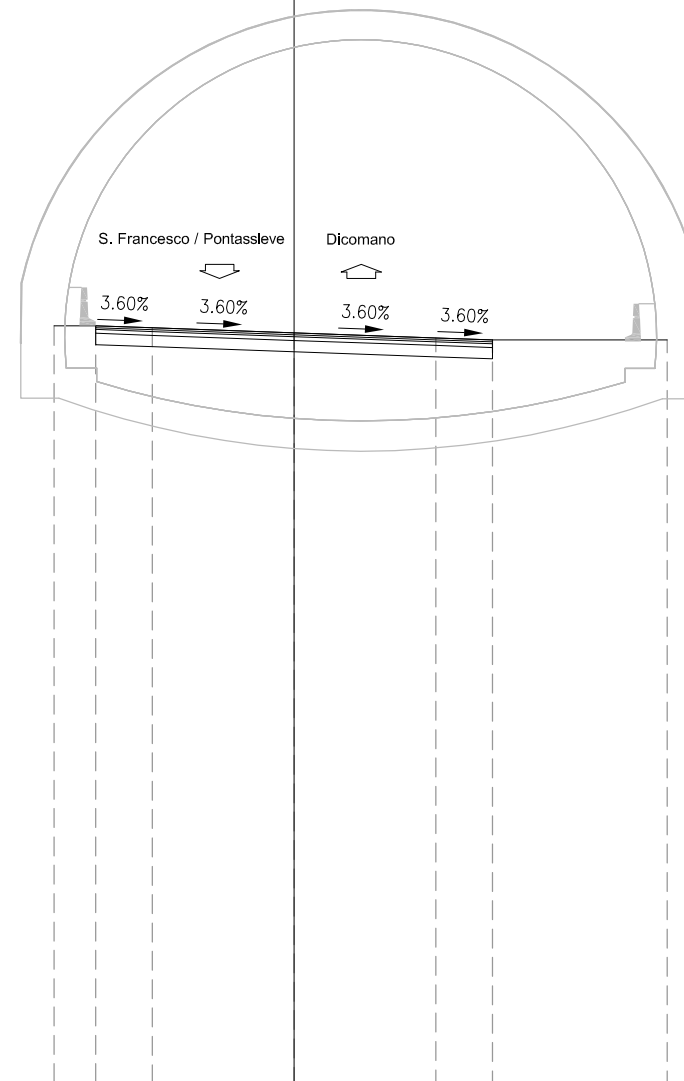


PROFILO Rufina - Tratto 2

SEZIONE 146

PROGRESSIVA 2668.87

BA BASE	m <sup>2</sup>	1.05
BI BINDER	m <sup>2</sup>	0.53
MC MISTO CEMENTATO	m <sup>2</sup>	6.30
U USURA	m <sup>2</sup>	0.52



117

200  
200

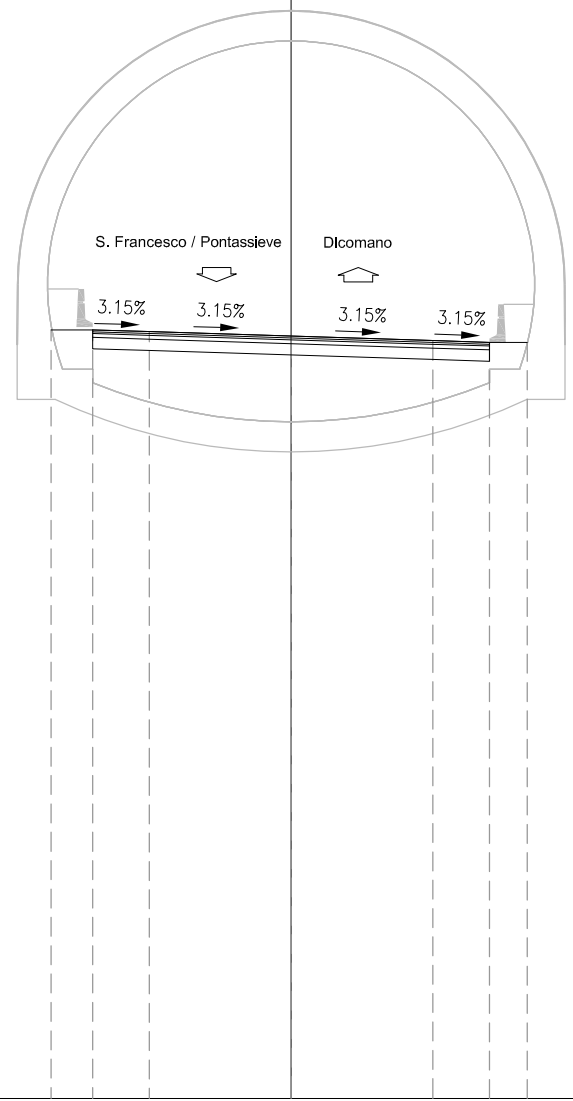
PROGRESSIVE TERRENO									
PARZIALI TERRENO									
QUOTE TERRENO									
PROGRESSIVE PROGETTO		-6.35	-5.25	-3.75	0.00	3.75	5.25		9.87
PARZIALI PROGETTO		1.10	1.50	3.75	3.75	1.50	4.62		
QUOTE PROGETTO		137.05	137.05	136.99	136.86	136.72	136.67		136.67

PROFILO Rufina - Tratto 2

SEZIONE 147

PROGRESSIVA 2700.00

BA BASE	m <sup>2</sup>	1.05
BI BINDER	m <sup>2</sup>	0.53
MC MISTO CEMENTATO	m <sup>2</sup>	6.28
U USURA	m <sup>2</sup>	0.52



117

200  
200

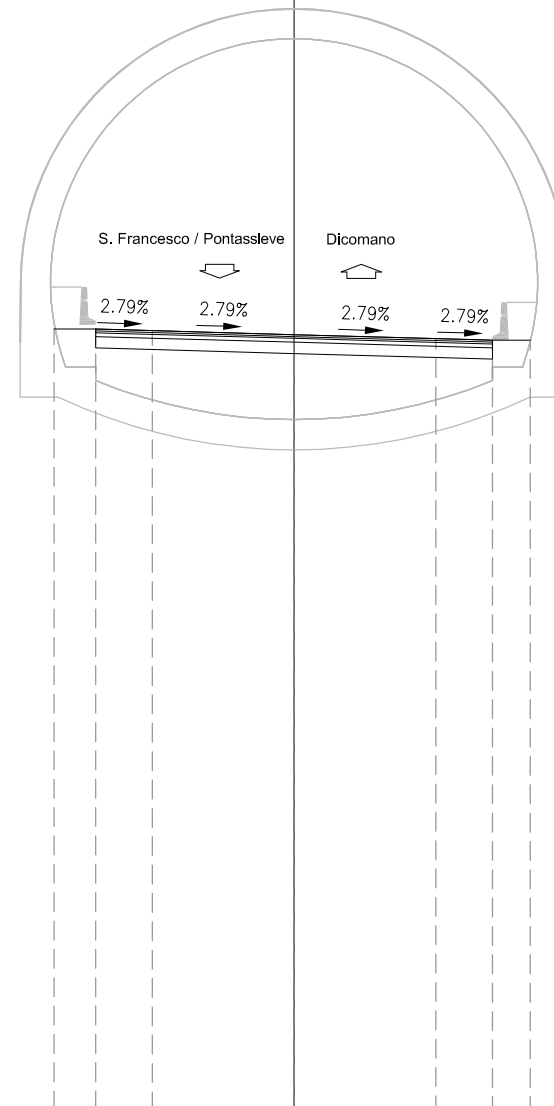
PROGRESSIVE TERRENO									
PARZIALI TERRENO									
QUOTE TERRENO									
PROGRESSIVE PROGETTO		-6.35	-5.25	-3.75	0.00	3.75	5.25	6.25	
PARZIALI PROGETTO		1.10	1.50	3.75	3.75	1.50	1.00		
QUOTE PROGETTO		137.33	137.33	137.29	137.17	137.05	137.00	137.00	

PROFILO Rufina - Tratto 2

SEZIONE 148

PROGRESSIVA 2725.00

BA BASE	m <sup>2</sup>	1.05
BI BINDER	m <sup>2</sup>	0.53
MC MISTO CEMENTATO	m <sup>2</sup>	6.28
U USURA	m <sup>2</sup>	0.53



117

200  
200

PROGRESSIVE TERRENO									
PARZIALI TERRENO									
QUOTE TERRENO									
PROGRESSIVE PROGETTO		-6.35	-5.25	-3.75	0.00	3.75	5.25	6.25	
PARZIALI PROGETTO		1.10	1.50	3.75	3.75	1.50	1.00		
QUOTE PROGETTO		137.57	137.57	137.52	137.42	137.31	137.27	137.27	

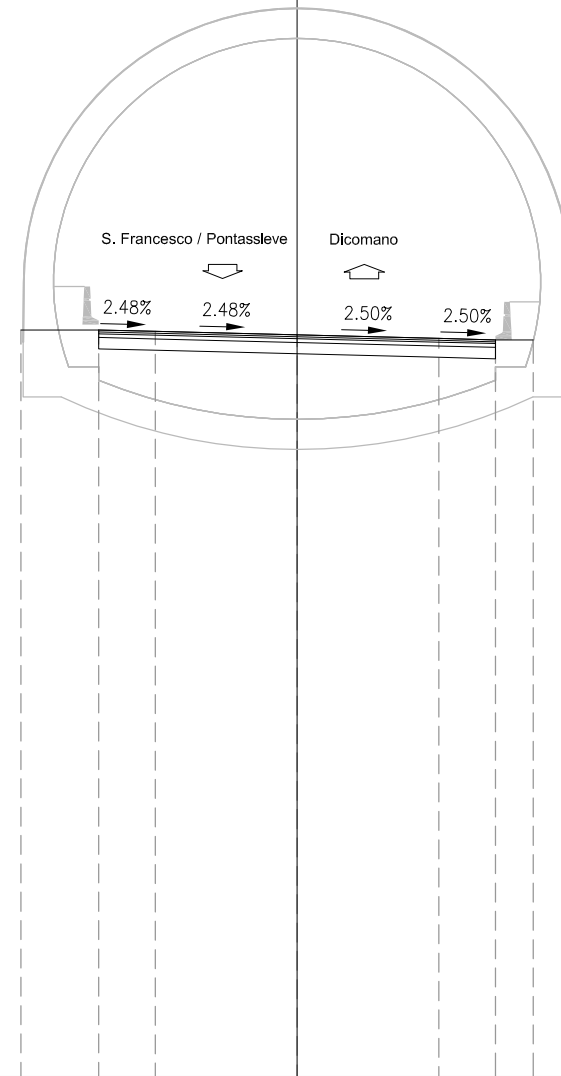


PROFILO Rufina - Tratto 2

SEZIONE 149

PROGRESSIVA 2744.98

BA BASE	m <sup>2</sup>	1.04
BI BINDER	m <sup>2</sup>	0.53
MC MISTO CEMENTATO	m <sup>2</sup>	6.32
U USURA	m <sup>2</sup>	0.52



118

200  
200

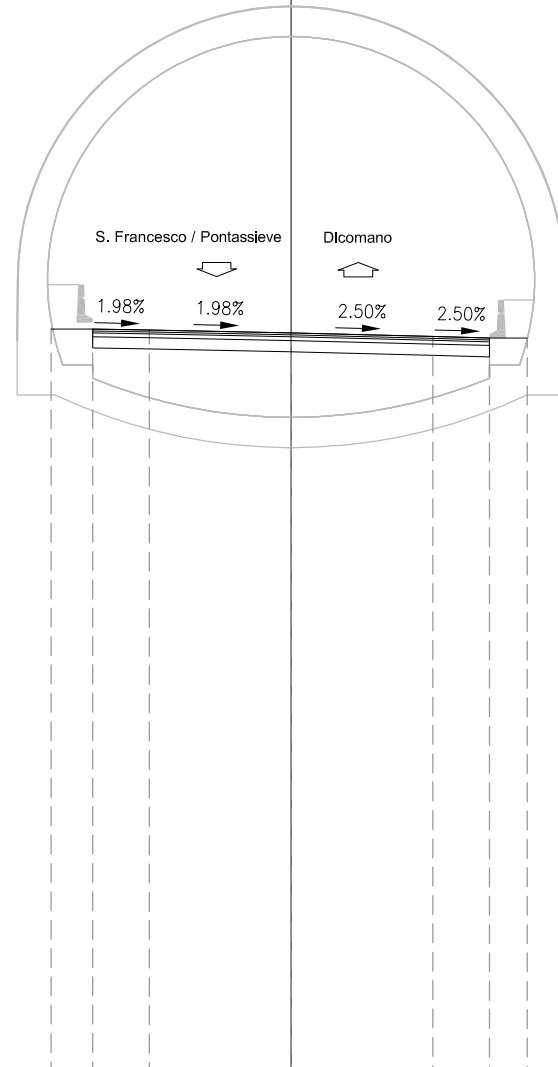
PROGRESSIVE TERRENO									
PARZIALI TERRENO									
QUOTE TERRENO									
PROGRESSIVE PROGETTO		-7.30	-5.25	-3.75	0.00	3.75	5.25	6.25	
PARZIALI PROGETTO		2.05	1.50	3.75	3.75	1.50	1.00		
QUOTE PROGETTO		137.75	137.75	137.71	137.62	137.53	137.49	137.49	

PROFILO Rufina - Tratto 2

SEZIONE 150

PROGRESSIVA 2750.00

BA BASE	m <sup>2</sup>	1.06
BI BINDER	m <sup>2</sup>	0.53
MC MISTO CEMENTATO	m <sup>2</sup>	6.28
U USURA	m <sup>2</sup>	0.51



118

200  
200

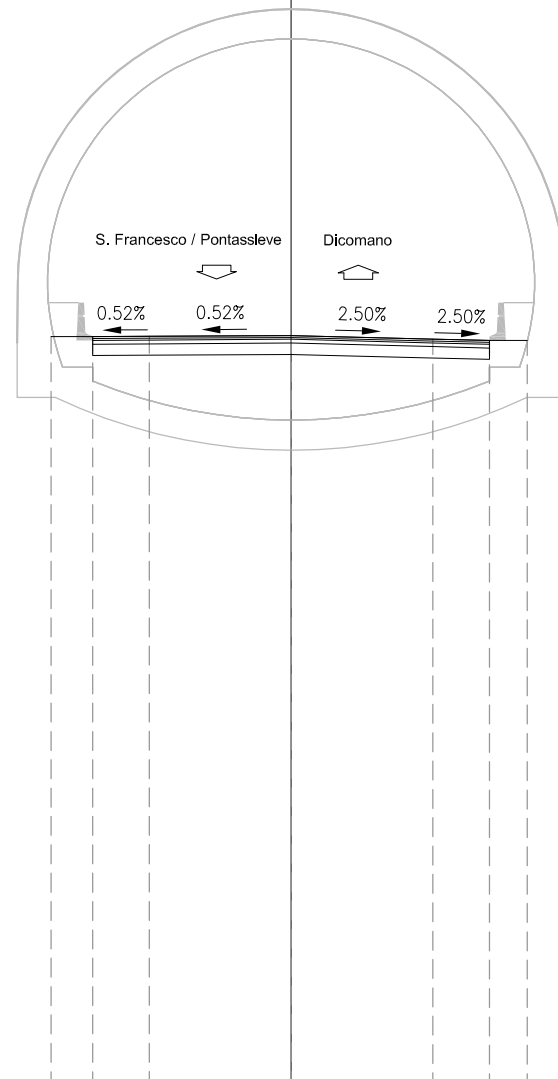
PROGRESSIVE TERRENO									
PARZIALI TERRENO									
QUOTE TERRENO									
PROGRESSIVE PROGETTO		-6.35	-5.25	-3.75	0.00	3.75	5.25	6.25	
PARZIALI PROGETTO		1.10	1.50	3.75	3.75	1.50	1.00		
QUOTE PROGETTO		137.77	137.77	137.74	137.67	137.58	137.54	137.54	

PROFILO Rufina - Tratto 2

SEZIONE 151

PROGRESSIVA 2775.00

BA BASE	m <sup>2</sup>	1.05
BI BINDER	m <sup>2</sup>	0.53
MC MISTO CEMENTATO	m <sup>2</sup>	6.28
U USURA	m <sup>2</sup>	0.52



118

200  
200

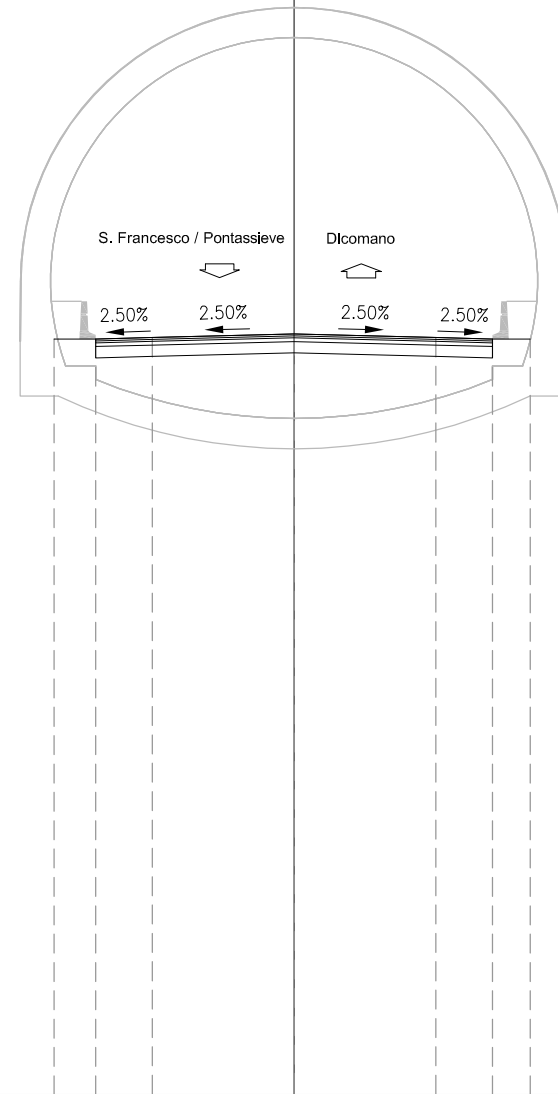
PROGRESSIVE TERRENO									
PARZIALI TERRENO									
QUOTE TERRENO									
PROGRESSIVE PROGETTO		-6.35	-5.25	-3.75	0.00	3.75	5.25	6.25	
PARZIALI PROGETTO		1.10	1.50	3.75	3.75	1.50	1.00		
QUOTE PROGETTO		137.89	137.89	137.90	137.92	137.83	137.79	137.79	

PROFILO Rufina - Tratto 2

SEZIONE 152

PROGRESSIVA 2794.78

BA BASE	m <sup>2</sup>	1.06
BI BINDER	m <sup>2</sup>	0.50
MC MISTO CEMENTATO	m <sup>2</sup>	6.28
U USURA	m <sup>2</sup>	0.54



118

200

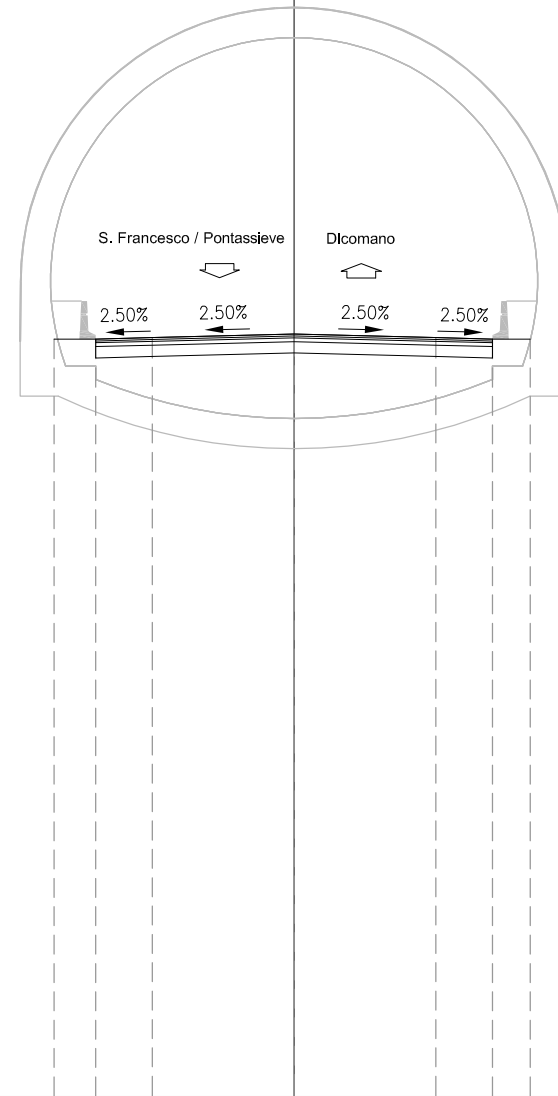
PROGRESSIVE TERRENO									
PARZIALI TERRENO									
QUOTE TERRENO									
PROGRESSIVE PROGETTO		-6.35	-5.25	-3.75	0.00	3.75	5.25	6.25	
PARZIALI PROGETTO		1.10	1.50	3.75	3.75	1.50	1.00		
QUOTE PROGETTO		137.99	137.99	138.02	138.12	138.02	137.99	137.99	

PROFILO Rufina - Tratto 2

SEZIONE 153

PROGRESSIVA 2800.00

BA BASE	m <sup>2</sup>	1.04
BI BINDER	m <sup>2</sup>	0.52
MC MISTO CEMENTATO	m <sup>2</sup>	6.32
U USURA	m <sup>2</sup>	0.54



118

200  
200

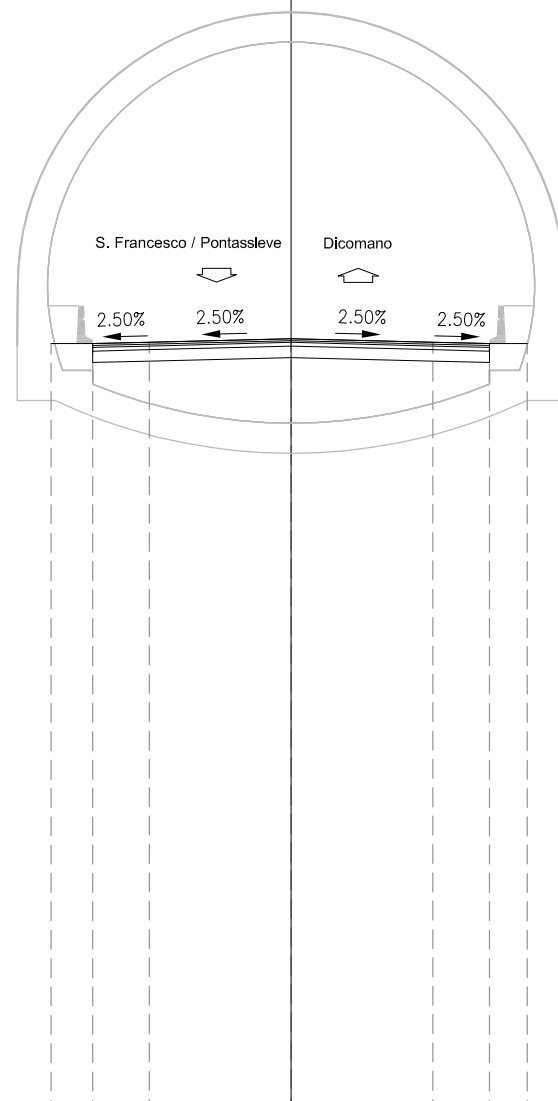
PROGRESSIVE TERRENO									
PARZIALI TERRENO									
QUOTE TERRENO									
PROGRESSIVE PROGETTO		-6.35	-5.25	-3.75	0.00	3.75	5.25	6.25	
PARZIALI PROGETTO		1.10	1.50	3.75	3.75	1.50	1.00		
QUOTE PROGETTO	138.04	138.04	138.08	138.17	138.17	138.08	138.04	138.04	

PROFILO Rufina - Tratto 2

SEZIONE 154

PROGRESSIVA 2825.00

BA BASE	m <sup>2</sup>	1.02
BI BINDER	m <sup>2</sup>	0.54
MC MISTO CEMENTATO	m <sup>2</sup>	6.32
U USURA	m <sup>2</sup>	0.54



118

200  
200

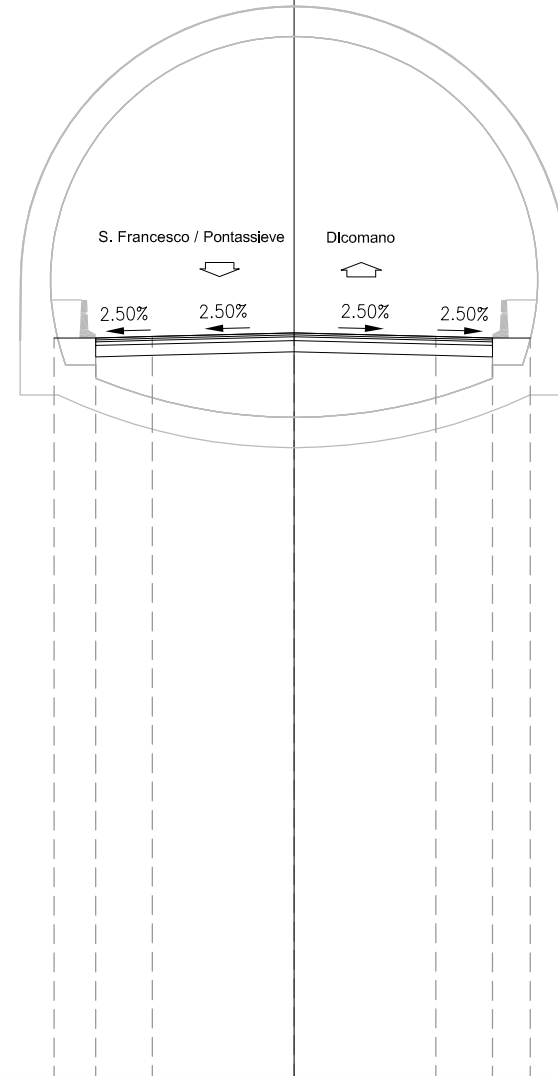
PROGRESSIVE TERRENO									
PARZIALI TERRENO									
QUOTE TERRENO									
PROGRESSIVE PROGETTO		-6.35	-5.25	-3.75	0.00	3.75	5.25	6.25	
PARZIALI PROGETTO		1.10	1.50	3.75	3.75	1.50	1.00		
QUOTE PROGETTO	138.29	138.29	138.33	138.42	138.42	138.33	138.29	138.29	

PROFILO Rufina - Tratto 2

SEZIONE 155

PROGRESSIVA 2850.00

BA BASE	m <sup>2</sup>	1.06
BI BINDER	m <sup>2</sup>	0.52
MC MISTO CEMENTATO	m <sup>2</sup>	6.28
U USURA	m <sup>2</sup>	0.52



119

200  
200

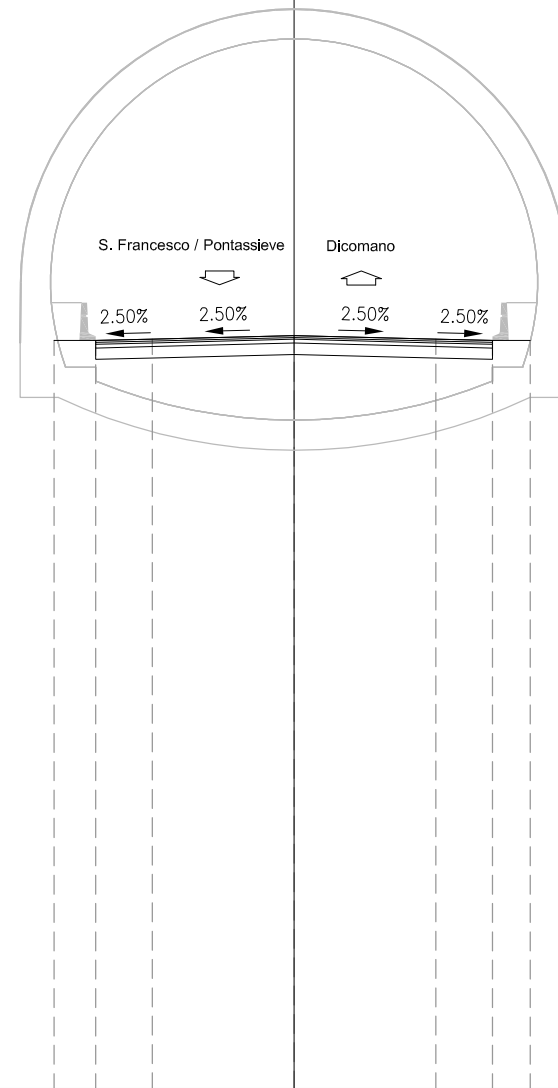
PROGRESSIVE TERRENO									
PARZIALI TERRENO									
QUOTE TERRENO									
PROGRESSIVE PROGETTO		-6.35	-5.25	-3.75	0.00	3.75	5.25	6.25	
PARZIALI PROGETTO		1.10	1.50	3.75	3.75	1.50	1.00		
QUOTE PROGETTO	138.54	138.54	138.58	138.67	138.67	138.58	138.54	138.54	

PROFILO Rufina - Tratto 2

SEZIONE 156

PROGRESSIVA 2875.00

BA BASE	m <sup>2</sup>	1.04
BI BINDER	m <sup>2</sup>	0.52
MC MISTO CEMENTATO	m <sup>2</sup>	6.28
U USURA	m <sup>2</sup>	0.54



119

200  
200

PROGRESSIVE TERRENO									
PARZIALI TERRENO									
QUOTE TERRENO									
PROGRESSIVE PROGETTO		-6.35	-5.25	-3.75	0.00	3.75	5.25	6.25	
PARZIALI PROGETTO		1.10	1.50	3.75	3.75	1.50	1.00		
QUOTE PROGETTO	138.79	138.79	138.83		138.92		138.83	138.79	138.79

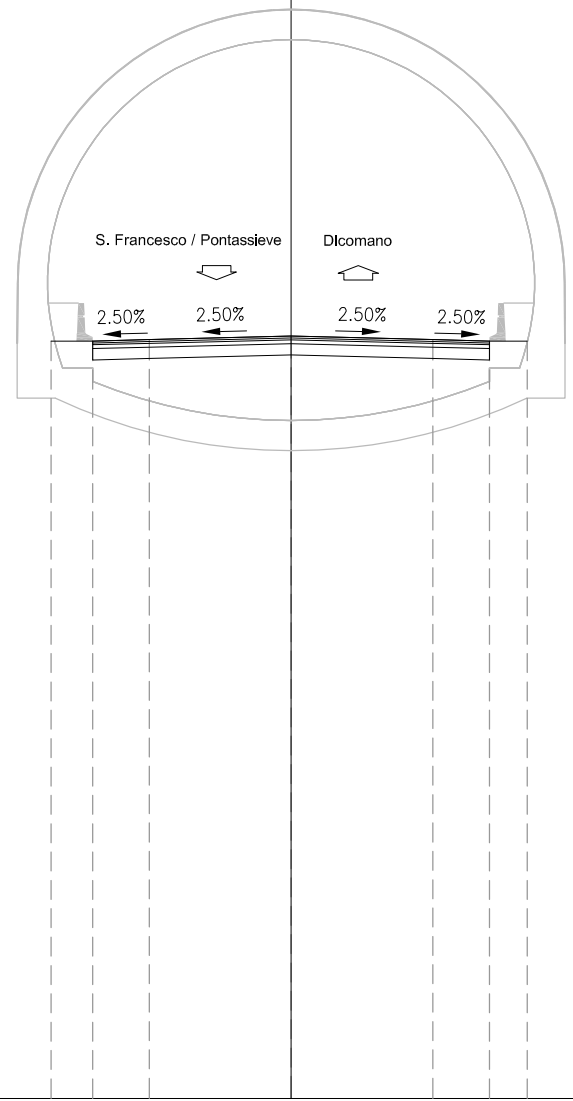


PROFILO Rufina - Tratto 2

SEZIONE 157

PROGRESSIVA 2900.00

BA BASE	m <sup>2</sup>	1.04
BI BINDER	m <sup>2</sup>	0.52
MC MISTO CEMENTATO	m <sup>2</sup>	6.32
U USURA	m <sup>2</sup>	0.54



119

200  
200

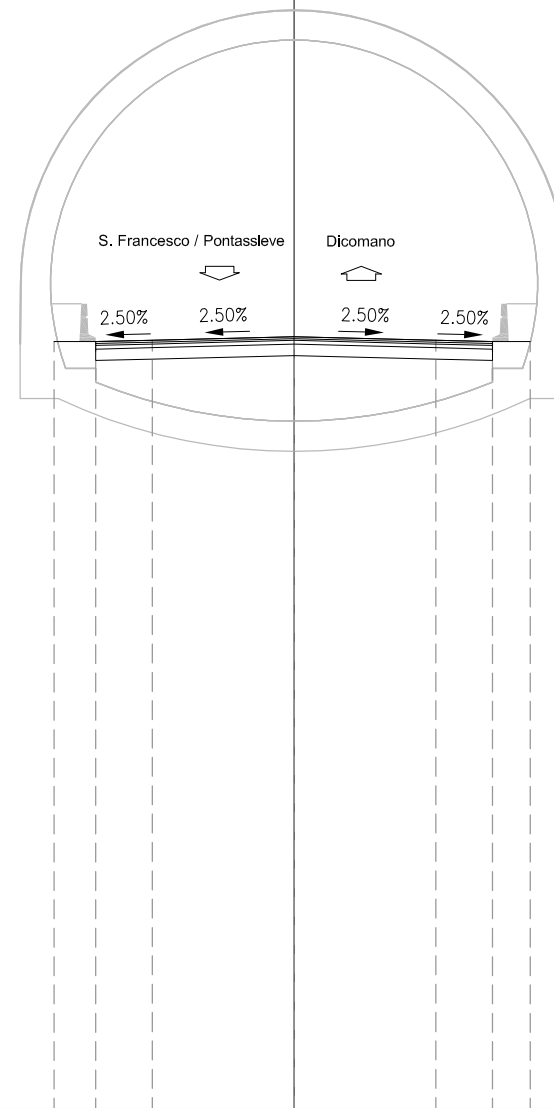
PROGRESSIVE TERRENO									
PARZIALI TERRENO									
QUOTE TERRENO									
PROGRESSIVE PROGETTO		-6.35	-5.25	-3.75	0.00	3.75	5.25	6.25	
PARZIALI PROGETTO		1.10	1.50	3.75	3.75	1.50	1.00		
QUOTE PROGETTO	139.04	139.04	139.08	139.17	139.17	139.08	139.04	139.04	

PROFILO Rufina - Tratto 2

SEZIONE 158

PROGRESSIVA 2925.00

BA BASE	m <sup>2</sup>	1.02
BI BINDER	m <sup>2</sup>	0.54
MC MISTO CEMENTATO	m <sup>2</sup>	6.32
U USURA	m <sup>2</sup>	0.54



119

200  
200

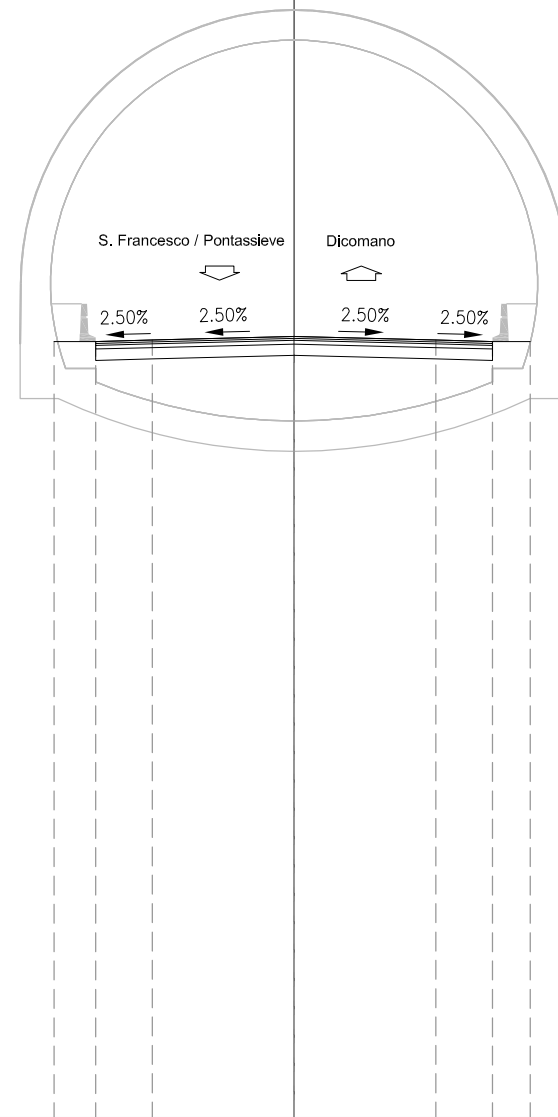
PROGRESSIVE TERRENO									
PARZIALI TERRENO									
QUOTE TERRENO									
PROGRESSIVE PROGETTO		-6.35	-5.25	-3.75	0.00	3.75	5.25	6.25	
PARZIALI PROGETTO		1.10	1.50	3.75	3.75	1.50	1.00		
QUOTE PROGETTO		139.29	139.29	139.33	139.42	139.33	139.29	139.29	

PROFILO Rufina - Tratto 2

SEZIONE 159

PROGRESSIVA 2950.00

BA BASE	m <sup>2</sup>	1.02
BI BINDER	m <sup>2</sup>	0.54
MC MISTO CEMENTATO	m <sup>2</sup>	6.32
U USURA	m <sup>2</sup>	0.54



119

200  
200

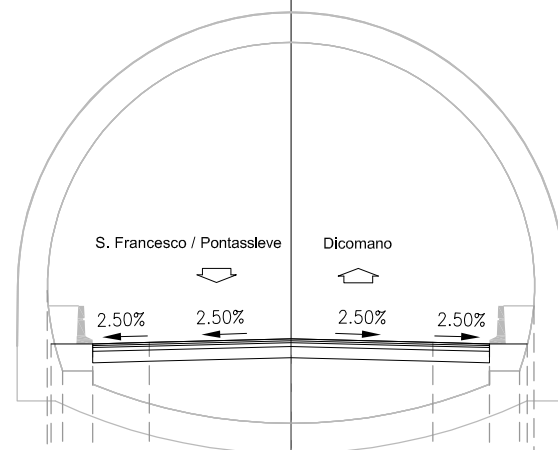
PROGRESSIVE TERRENO									
PARZIALI TERRENO									
QUOTE TERRENO									
PROGRESSIVE PROGETTO		-6.35	-5.25	-3.75	0.00	3.75	5.25	6.25	
PARZIALI PROGETTO		1.10	1.50	3.75	3.75	1.50	1.00		
QUOTE PROGETTO		139.53	139.53	139.57	139.66	139.57	139.53	139.53	

PROFILO Rufina - Tratto 2

SEZIONE 160

PROGRESSIVA 2975.00

BA BASE	m <sup>2</sup>	1.06
BI BINDER	m <sup>2</sup>	0.54
MC MISTO CEMENTATO	m <sup>2</sup>	6.28
U USURA	m <sup>2</sup>	0.50



120

200  
200

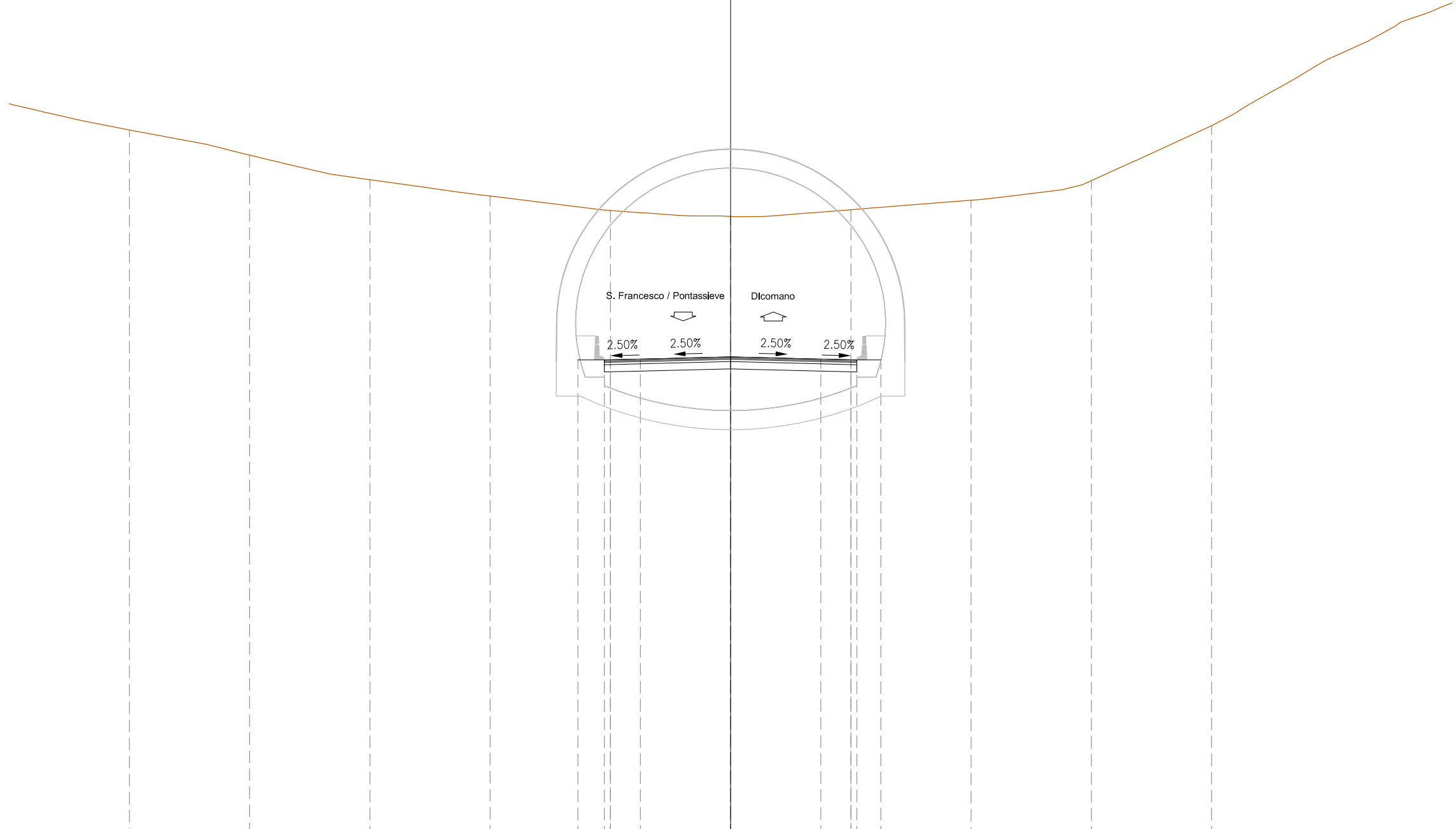
PROGRESSIVE TERRENO	-6.45	-6.05	-5.25	-5.25	5.25	5.25	6.05	6.43
PARZIALI TERRENO	0.40	0.80	10.50	0.80	0.38			
QUOTE TERRENO	141.11	138.99	138.99	138.63	138.63	138.99	138.99	140.70
PROGRESSIVE PROGETTO	-6.35	-5.25	-3.75	0.00	3.75	5.25	6.25	
PARZIALI PROGETTO	1.10	1.50	3.75	3.75	1.50	1.00		
QUOTE PROGETTO	139.70	139.70	139.74	139.83	139.74	139.70	139.70	

PROFILO Rufina - Tratto 2

SEZIONE 161

PROGRESSIVA 2986.80

BA BASE	m <sup>2</sup>	1.08
BI BINDER	m <sup>2</sup>	0.50
MC MISTO CEMENTATO	m <sup>2</sup>	3.16
U USURA	m <sup>2</sup>	0.52



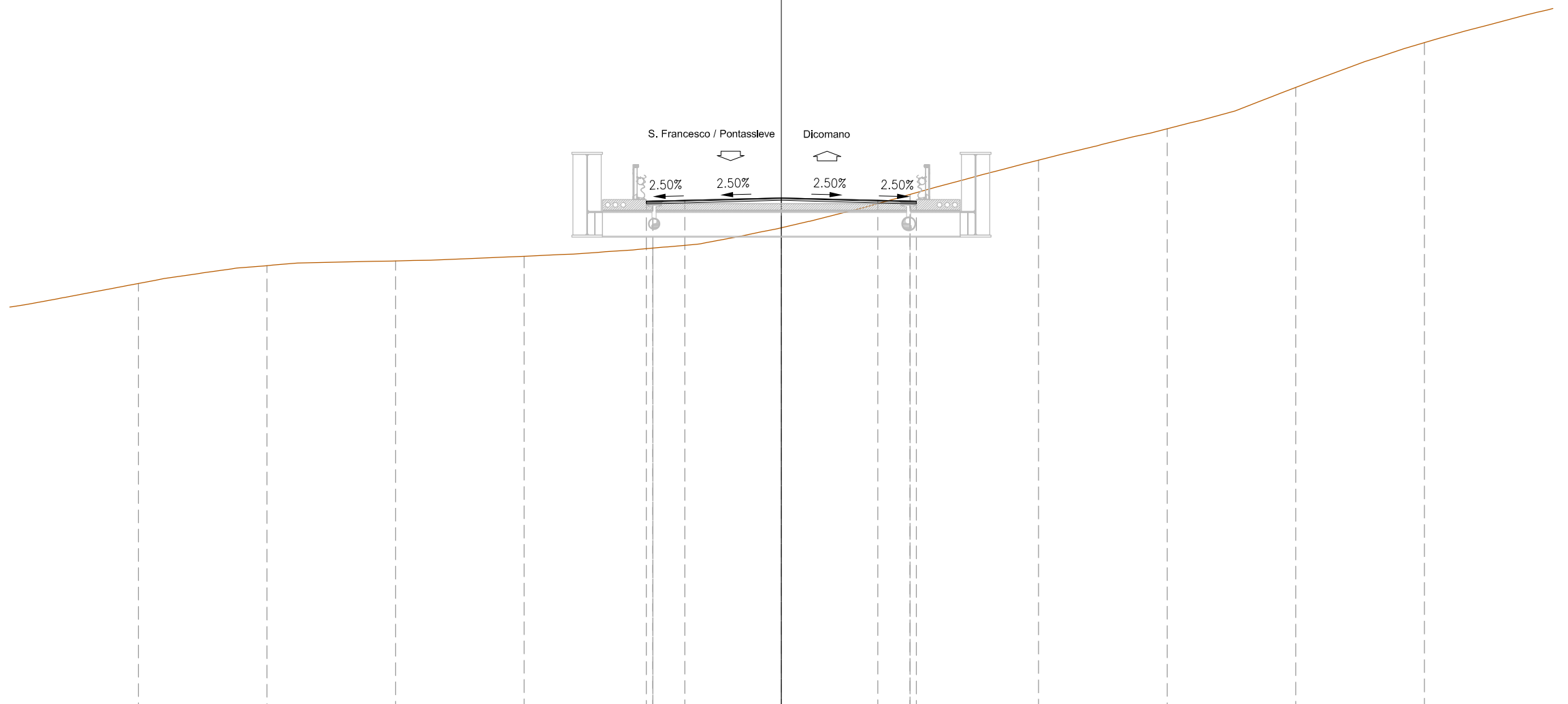
PROGRESSIVE TERRENO	-25.00	-20.00	-15.00	-10.00	-5.00	0.00	5.00	10.00	15.00	20.00	
PARZIALI TERRENO		5.00	5.00	5.00	5.00	5.00	5.00	5.00	5.00	5.00	
QUOTE TERRENO	149.32	148.27	147.25	146.57	145.97	145.72	146.00	146.40	147.21	149.49	
PROGRESSIVE PROGETTO					-6.35	-5.00	-3.75	0.00	3.75	5.00	6.25
PARZIALI PROGETTO					1.10	1.50	5.00	3.75	1.50	1.00	
QUOTE PROGETTO					139.75	139.76	139.79	139.89	139.79	139.76	139.75

PROFILO Rufina - Tratto 2

SEZIONE 162

PROGRESSIVA 2997.85

BI BINDER m<sup>2</sup> 0.64  
 U USURA m<sup>2</sup> 0.40  
 im IMPERMEABILIZZAZIONE m 10.50



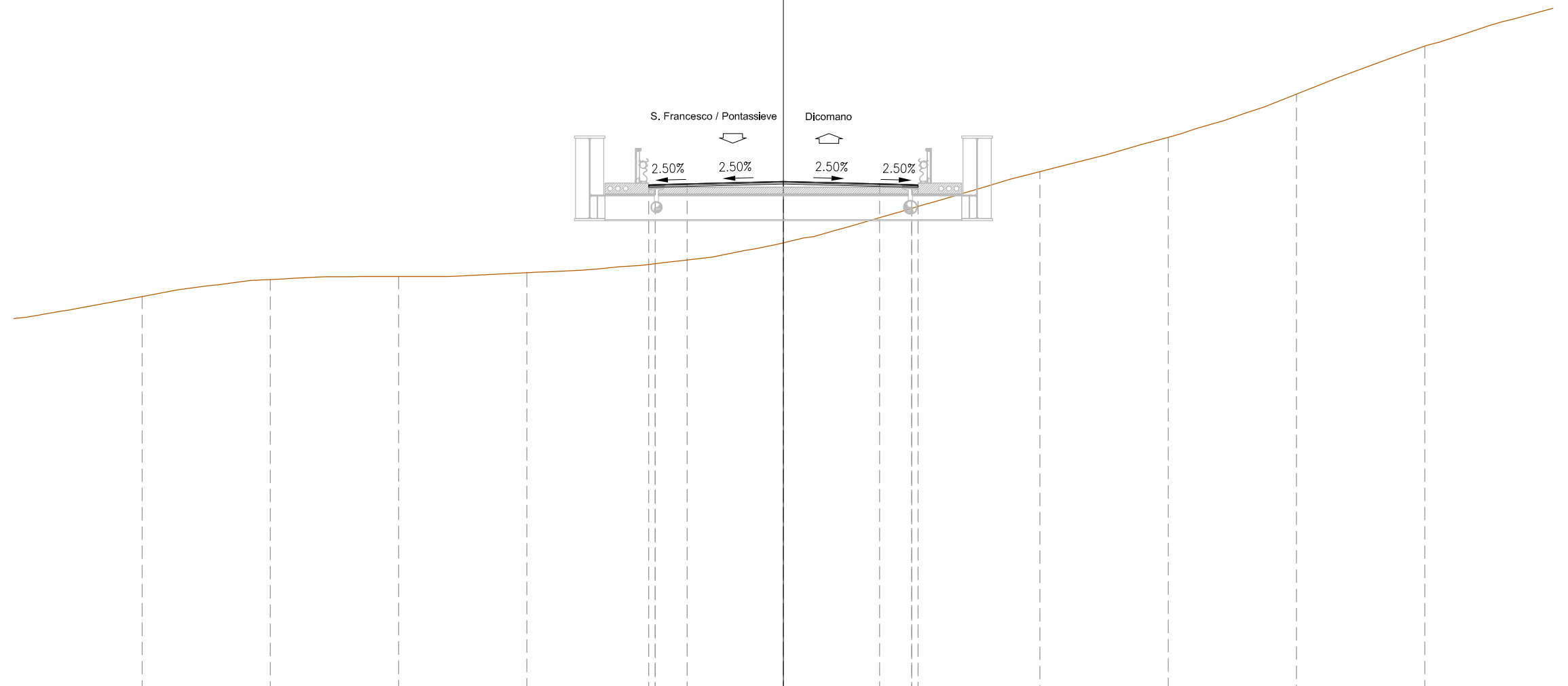
PROGRESSIVE TERRENO	-25.00	-20.00	-15.00	-10.00	-5.00	0.00	5.00	10.00	15.00	20.00	25.00
PARZIALI TERRENO		5.00	5.00	5.00	5.00	5.00	5.00	5.00	5.00	5.00	5.00
QUOTE TERRENO	136.59	137.28	137.47	137.65	137.96	138.76	140.05	141.38	142.60	144.21	145.95
PROGRESSIVE PROGETTO					-5.00	-3.75	0.00	3.75	5.00		
PARZIALI PROGETTO					1.50	5.00.75	3.75.00	1.50			
QUOTE PROGETTO					138.79	139.83	139.92	139.83	138.79		

PROFILO Rufina - Tratto 2

SEZIONE 163

PROGRESSIVA 3000.00

BI BINDER m<sup>2</sup> 0.64  
 U USURA m<sup>2</sup> 0.40  
 im IMPERMEABILIZZAZIONE m 10.50



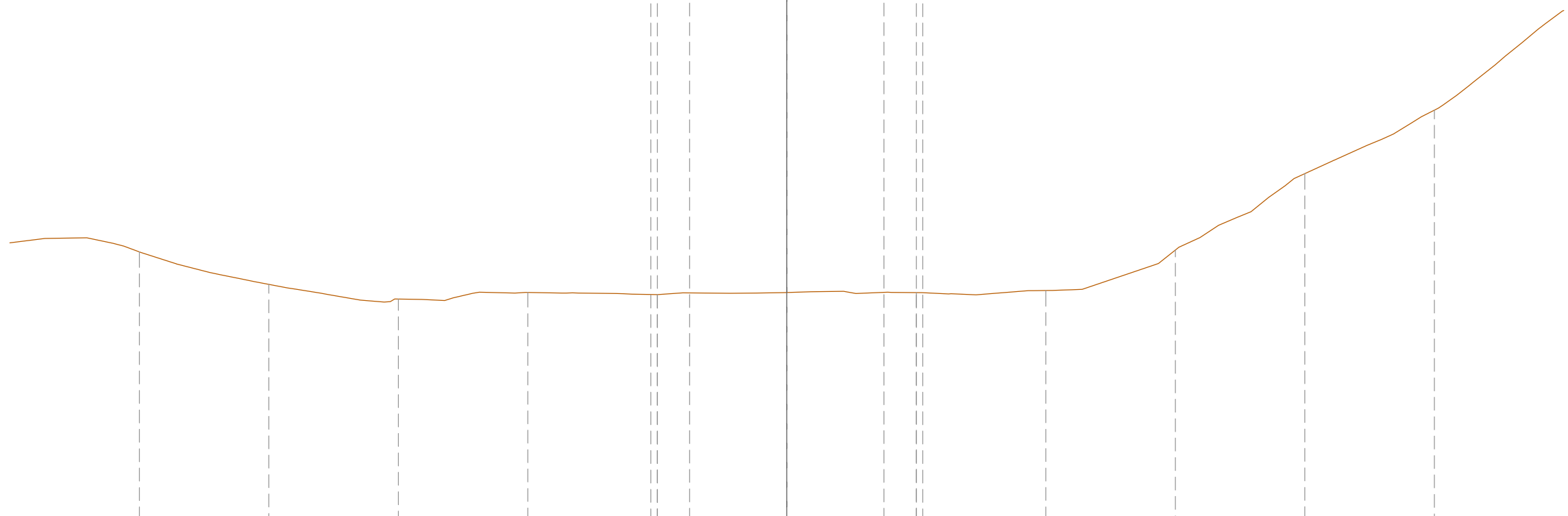
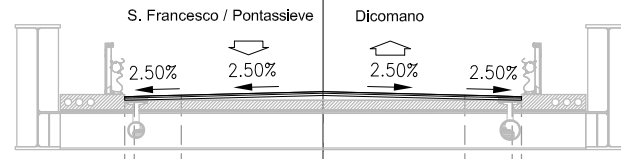
PROGRESSIVE TERRENO	-25.00	-20.00	-15.00	-10.00	-5.00	0.00	5.00	10.00	15.00	20.00	25.00
PARZIALI TERRENO		5.00	5.00	5.00	5.00	5.00	5.00	5.00	5.00	5.00	5.00
QUOTE TERRENO	135.43	136.10	136.22	136.36	136.72	137.53	138.87	140.30	141.64	143.32	145.20
PROGRESSIVE PROGETTO					-5.00	-3.75	0.00	3.75	5.00		
PARZIALI PROGETTO					1.50	5.00	3.75	1.50			
QUOTE PROGETTO					139.79	139.83	139.92	139.83	138.99		

PROFILO Rufina - Tratto 2

SEZIONE 164

PROGRESSIVA 3025.00

BI BINDER m<sup>2</sup> 0.64  
 U USURA m<sup>2</sup> 0.40  
 im IMPERMEABILIZZAZIONE m 10.50



110

200  
200

PROGRESSIVE TERRENO	-25.00	-20.00	-15.00	-10.00	-5.00	0.00	5.00	10.00	15.00	20.00	25.00
PARZIALI TERRENO		5.00	5.00	5.00	5.00	5.00	5.00	5.00	5.00	5.00	5.00
QUOTE TERRENO	120.45	119.20	118.63	118.88	118.80	118.88	118.88	118.96	120.52	123.47	125.92
PROGRESSIVE PROGETTO					-5.00	-3.75	0.00	3.75	5.00		
PARZIALI PROGETTO					1.50	5.00	3.75	1.50			
QUOTE PROGETTO					139.82	139.85	139.94	139.85	139.82		

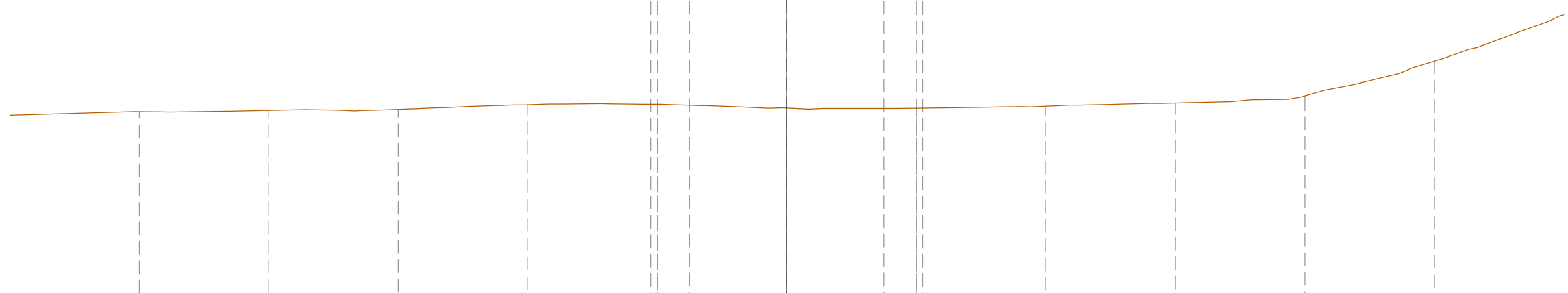
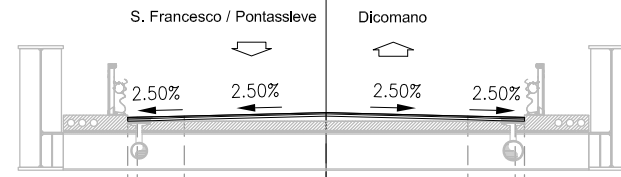


PROFILO Rufina - Tratto 2

SEZIONE 165

PROGRESSIVA 3036.85

BI BINDER m<sup>2</sup> 0.64  
 U USURA m<sup>2</sup> 0.40  
 im IMPERMEABILIZZAZIONE m 10.50



110

200  
200

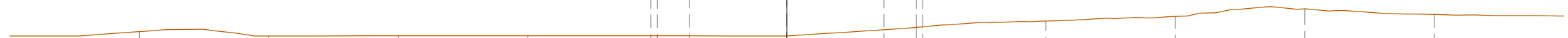
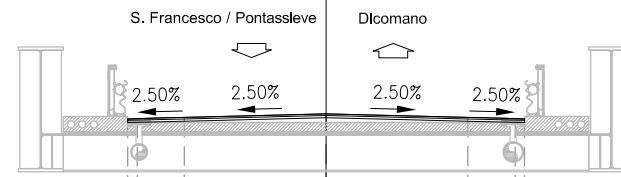
PROGRESSIVE TERRENO	-25.00	-20.00	-15.00	-10.00	-5.00	0.00	5.00	10.00	15.00	20.00	25.00
PARZIALI TERRENO	5.00	5.00	5.00	5.00	5.00	5.00	5.00	5.00	5.00	5.00	5.00
QUOTE TERRENO	117.53	117.57	117.61	117.79	117.81	117.66	117.66	117.73	117.86	118.13	119.48
PROGRESSIVE PROGETTO					-5.00	-3.75	0.00	3.75	5.00		
PARZIALI PROGETTO					1.50	5.00.75	3.75.00	1.50			
QUOTE PROGETTO					139.79	139.83	139.92	139.83	138.99		

PROFILO Rufina - Tratto 2

SEZIONE 166

PROGRESSIVA 3048.79

BI BINDER m<sup>2</sup> 0.62  
 U USURA m<sup>2</sup> 0.42  
 im IMPERMEABILIZZAZIONE m 10.50



110

200  
200

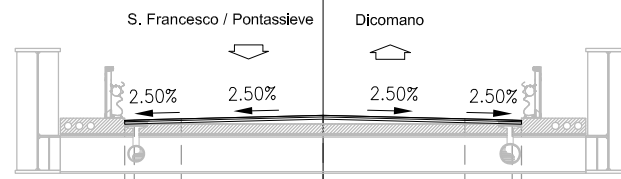
PROGRESSIVE TERRENO	-25.00	-20.00	-15.00	-10.00	-5.00	0.00	5.00	10.00	15.00	20.00	25.00
PARZIALI TERRENO	5.00	5.00	5.00	5.00	5.00	5.00	5.00	5.00	5.00	5.00	5.00
QUOTE TERRENO	115.85	115.68	115.68	115.68	115.68	115.68	116.01	116.26	116.43	116.73	116.51
PROGRESSIVE PROGETTO					-5.00	-3.75	0.00	3.75	5.00		
PARZIALI PROGETTO					1.50	5.00.75	3.75.00	1.50			
QUOTE PROGETTO					139.76	139.79	139.88	139.79	139.76		

PROFILO Rufina - Tratto 2

SEZIONE 167


PROGRESSIVA 3075.00

BI BINDER m<sup>2</sup> 0.62  
 U USURA m<sup>2</sup> 0.42  
 im IMPERMEABILIZZAZIONE m 10.50



110

200  
200



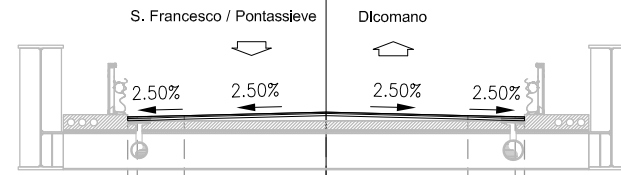
PROGRESSIVE TERRENO	-25.00	-20.00	-15.00	-10.00	-5.00	0.00	5.00	10.00	15.00	20.00	25.00
PARZIALI TERRENO		5.00	5.00	5.00	5.00	5.00	5.00	5.00	5.00	5.00	5.00
QUOTE TERRENO	115.82	115.82	115.82	115.83	115.82	115.82	115.82	115.81	115.82	115.82	115.82
PROGRESSIVE PROGETTO					-5.00	-3.75	0.00	3.75	5.00		
PARZIALI PROGETTO					1.50	5.00.75	3.75.00	1.50			
QUOTE PROGETTO					139.61	139.64	139.74	139.64	139.61		

PROFILO Rufina - Tratto 2

SEZIONE 168

PROGRESSIVA 3089.91

BI BINDER m<sup>2</sup> 0.64  
 U USURA m<sup>2</sup> 0.42  
 im IMPERMEABILIZZAZIONE m 10.50



110

200  
200

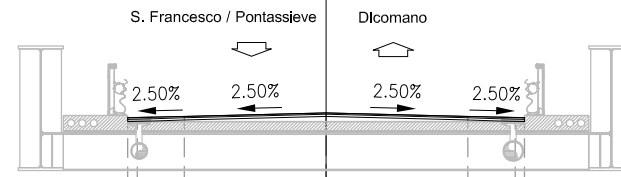
PROGRESSIVE TERRENO	-25.00	-20.00	-15.00	-10.00	-5.00	0.00	5.00	10.00	15.00	20.00	25.00
PARZIALI TERRENO	5.00	5.00	5.00	5.00	5.00	5.00	5.00	5.00	5.00	5.00	
QUOTE TERRENO	115.91	116.15	116.42	116.47	116.12	116.00	115.90	115.90	115.90	116.36	116.47
PROGRESSIVE PROGETTO					-5.00	0.00	3.75	5.00			
PARZIALI PROGETTO					1.50	5.00	3.75	1.50			
QUOTE PROGETTO					139.48	139.52	139.62	139.52	139.48		

PROFILO Rufina - Tratto 2

SEZIONE 169

PROGRESSIVA 3102.85

BI BINDER m<sup>2</sup> 0.66  
 U USURA m<sup>2</sup> 0.42  
 im IMPERMEABILIZZAZIONE m 10.50



110

200  
200

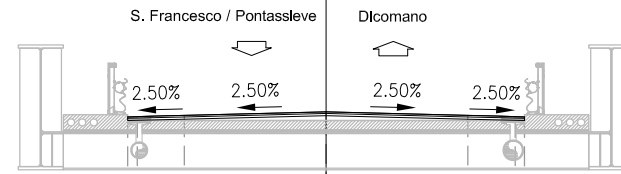
PROGRESSIVE TERRENO	-25.00	-20.00	-15.00	-10.00	-5.00	0.00	5.00	10.00	15.00	20.00	25.00
PARZIALI TERRENO		5.00	5.00	5.00	5.00	5.00	5.00	5.00	5.00	5.00	5.00
QUOTE TERRENO	117.16	117.50	117.78	117.65	117.91	118.13	118.15	118.09	118.11	118.10	117.91
PROGRESSIVE PROGETTO					-5.00	-3.75	0.00	3.75	5.00		
PARZIALI PROGETTO					1.50	5.00.75	3.75.00	1.50			
QUOTE PROGETTO					139.36	139.39	139.49	139.39	139.36		

PROFILO Rufina - Tratto 2

SEZIONE 170

PROGRESSIVA 3125.00

BI BINDER m<sup>2</sup> 0.66  
 U USURA m<sup>2</sup> 0.42  
 im IMPERMEABILIZZAZIONE m 10.50



110

200  
200

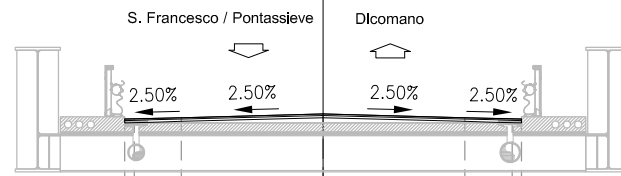
PROGRESSIVE TERRENO	-25.00	-20.00	-15.00	-10.00	-5.00	0.00	5.00	10.00	15.00	20.00	25.00
PARZIALI TERRENO		5.00	5.00	5.00	5.00	5.00	5.00	5.00	5.00	5.00	5.00
QUOTE TERRENO	117.40	117.31	117.32	117.31	117.32	117.32	117.32	117.33	117.34	117.33	117.32
PROGRESSIVE PROGETTO					-5.00	-3.75	0.00	3.75	5.00		
PARZIALI PROGETTO					1.50	5.00.75	3.75.00	1.50			
QUOTE PROGETTO					139.09	139.13	139.22	139.13	139.09		

PROFILO Rufina - Tratto 2

SEZIONE 171

PROGRESSIVA 3150.00

BI BINDER m<sup>2</sup> 0.62  
 U USURA m<sup>2</sup> 0.44  
 im IMPERMEABILIZZAZIONE m 10.50



110

200  
200

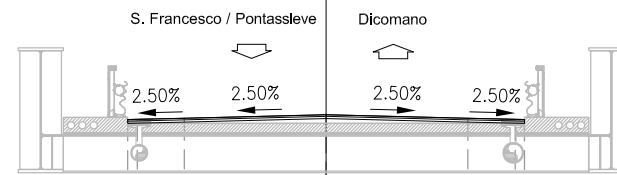
PROGRESSIVE TERRENO	-25.00	-20.00	-15.00	-10.00	-5.00	0.00	5.00	10.00	15.00	20.00	25.00
PARZIALI TERRENO		5.00	5.00	5.00	5.00	5.00	5.00	5.00	5.00	5.00	5.00
QUOTE TERRENO	117.81	117.33	117.36	117.39	117.41	117.41	117.41	117.40	117.41	117.48	117.41
PROGRESSIVE PROGETTO					-5.00	-3.75	0.00	3.75	5.00		
PARZIALI PROGETTO					1.50	5.00.75	3.75.00	1.50			
QUOTE PROGETTO					138.72	138.75	138.85	138.75	138.72		

PROFILO Rufina - Tratto 2

SEZIONE 172

PROGRESSIVA 3168.85

BI BINDER m<sup>2</sup> 0.62  
 U USURA m<sup>2</sup> 0.42  
 im IMPERMEABILIZZAZIONE m 10.50



110

200  
200

PROGRESSIVE TERRENO	-25.00	-20.00	-15.00	-10.00	-5.00	0.00	5.00	10.00	15.00	20.00	25.00
PARZIALI TERRENO		5.00	5.00	5.00	5.00	5.00	5.00	5.00	5.00	5.00	5.00
QUOTE TERRENO	117.32	117.50	117.62	117.74	117.63	117.46	117.45	117.49	117.56	117.63	117.70
PROGRESSIVE PROGETTO					-5.00	-3.75	0.00	3.75	5.00		
PARZIALI PROGETTO					1.50	5.00	3.75	1.50			
QUOTE PROGETTO					138.38	138.42	138.51	138.42	138.38		

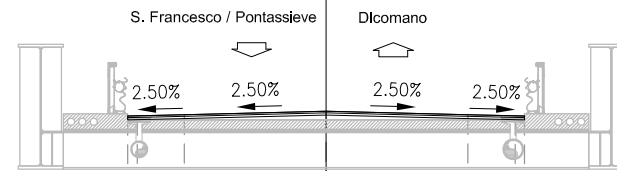


PROFILO Rufina - Tratto 2

SEZIONE 173

PROGRESSIVA 3175.00

BI BINDER m<sup>2</sup> 0.62  
 U USURA m<sup>2</sup> 0.42  
 im IMPERMEABILIZZAZIONE m 10.50



110

200  
200

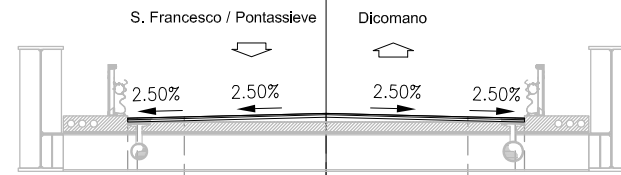
PROGRESSIVE TERRENO	-25.00	-20.00	-15.00	-10.00	-5.00	0.00	5.00	10.00	15.00	20.00	25.00
PARZIALI TERRENO		5.00	5.00	5.00	5.00	5.00	5.00	5.00	5.00	5.00	5.00
QUOTE TERRENO	117.99	117.70	117.78	117.86	117.73	117.54	117.47	117.54	117.61	117.68	117.75
PROGRESSIVE PROGETTO					-5.00	-3.75	0.00	3.75	5.00		
PARZIALI PROGETTO					1.50	5.00.75	3.75.00	1.50			
QUOTE PROGETTO					138.25	138.30	138.39	138.30	138.25		

PROFILO Rufina - Tratto 2

SEZIONE 174

PROGRESSIVA 3200.00

BI BINDER m<sup>2</sup> 0.62  
 U USURA m<sup>2</sup> 0.44  
 im IMPERMEABILIZZAZIONE m 10.50



110

200  
200

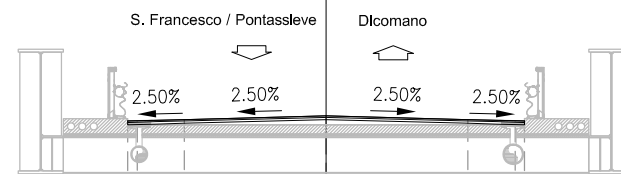
PROGRESSIVE TERRENO	-25.00	-20.00	-15.00	-10.00	-5.00	0.00	5.00	10.00	15.00	20.00	25.00
PARZIALI TERRENO		5.00	5.00	5.00	5.00	5.00	5.00	5.00	5.00	5.00	5.00
QUOTE TERRENO	117.69	117.81	117.93	118.07	118.22	118.38	118.39	118.37	118.36	118.35	118.29
PROGRESSIVE PROGETTO					-5.00	-3.75	0.00	3.75	5.00		
PARZIALI PROGETTO					1.50	5.00.75	3.75.00	1.50			
QUOTE PROGETTO					137.73	137.77	137.86	137.77	137.73		

PROFILO Rufina - Tratto 2

SEZIONE 175

PROGRESSIVA 3225.00

BI BINDER m<sup>2</sup> 0.64  
 U USURA m<sup>2</sup> 0.42  
 im IMPERMEABILIZZAZIONE m 10.50



117

200  
200



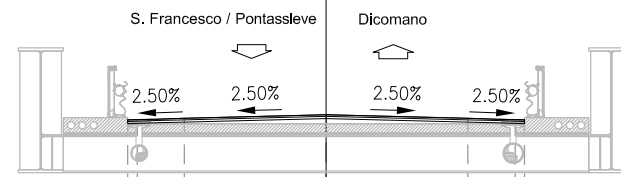
PROGRESSIVE TERRENO	-25.00	-20.00	-15.00	-10.00	-5.00	0.00	5.00	10.00	15.00	20.00	25.00
PARZIALI TERRENO		5.00	5.00	5.00	5.00	5.00	5.00	5.00	5.00	5.00	5.00
QUOTE TERRENO	118.99	118.92	118.89	118.86	118.83	118.79	118.74	118.71	118.66	118.62	118.57
PROGRESSIVE PROGETTO					-5.00	-3.75	0.00	3.75	5.00		
PARZIALI PROGETTO					1.50	5.00.75	3.75.00	1.50			
QUOTE PROGETTO					137.13	137.16	137.25	137.16	137.12		

PROFILO Rufina - Tratto 2

SEZIONE 176

PROGRESSIVA 3234.85

BI BINDER m<sup>2</sup> 0.62  
 U USURA m<sup>2</sup> 0.42  
 im IMPERMEABILIZZAZIONE m 10.50



117

200  
200



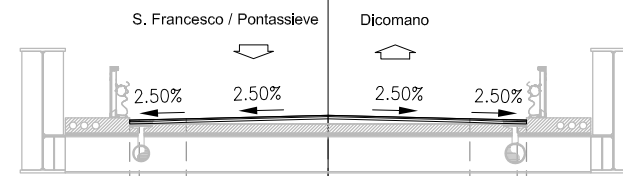
PROGRESSIVE TERRENO	-25.00	-20.00	-15.00	-10.00	-5.00	0.00	5.00	10.00	15.00	20.00	25.00
PARZIALI TERRENO	5.00	5.00	5.00	5.00	5.00	5.00	5.00	5.00	5.00	5.00	5.00
QUOTE TERRENO	118.92	118.99	118.95	118.92	118.89	118.85	118.80	118.75	118.71	118.68	118.64
PROGRESSIVE PROGETTO					-5.00	-3.75	0.00	3.75	5.00		
PARZIALI PROGETTO					1.50	5.00	3.75	1.50			
QUOTE PROGETTO					136.86	136.90	136.99	136.90	136.86		

PROFILO Rufina - Tratto 2

SEZIONE 177

PROGRESSIVA 3250.00

BI BINDER m<sup>2</sup> 0.64  
 U USURA m<sup>2</sup> 0.40  
 im IMPERMEABILIZZAZIONE m 10.50



116

200  
200

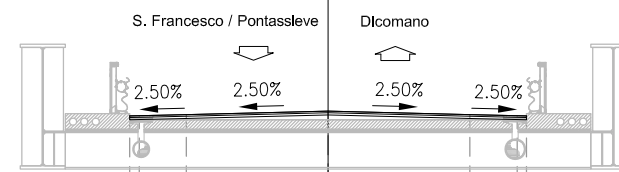
PROGRESSIVE TERRENO	-25.00	-20.00	-15.00	-10.00	-5.00	0.00	5.00	10.00	15.00	20.00	25.00
PARZIALI TERRENO	5.00	5.00	5.00	5.00	5.00	5.00	5.00	5.00	5.00	5.00	5.00
QUOTE TERRENO	118.95	119.14	119.09	118.99	118.95	118.89	118.83	118.77	118.72	118.70	118.69
PROGRESSIVE PROGETTO					-5.00	-3.75	0.00	3.75	5.00		
PARZIALI PROGETTO					1.50	5.00	3.75	1.50			
QUOTE PROGETTO					136.43	136.47	136.56	136.47	136.43		

PROFILO Rufina - Tratto 2

SEZIONE 178

PROGRESSIVA 3275.00

BI BINDER m<sup>2</sup> 0.62  
 U USURA m<sup>2</sup> 0.42  
 im IMPERMEABILIZZAZIONE m 10.50



116

200  
200

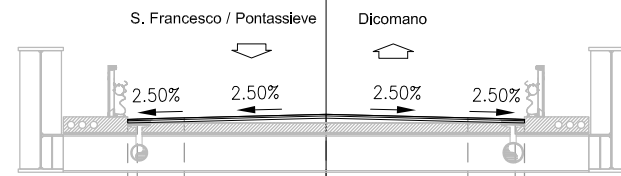
PROGRESSIVE TERRENO	-25.00	-20.00	-15.00	-10.00	-5.00	0.00	5.00	10.00	15.00	20.00	25.00
PARZIALI TERRENO	5.00	5.00	5.00	5.00	5.00	5.00	5.00	5.00	5.00	5.00	5.00
QUOTE TERRENO	119.46	119.63	119.51	119.39	119.26	119.15	119.11	119.06	119.01	118.96	118.90
PROGRESSIVE PROGETTO					-5.00	0.00	3.75	5.00			
PARZIALI PROGETTO					1.50	5.00	3.75	1.50			
QUOTE PROGETTO					135.67	135.70	135.80	135.70	135.67		

PROFILO Rufina - Tratto 2

SEZIONE 179

PROGRESSIVA 3300.85

BI BINDER m<sup>2</sup> 0.64  
 U USURA m<sup>2</sup> 0.40  
 im IMPERMEABILIZZAZIONE m 10.50



115

200  
200

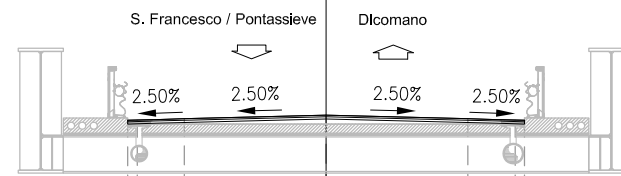
PROGRESSIVE TERRENO	-25.00	-20.00	-15.00	-10.00	-5.00	0.00	5.00	10.00	15.00	20.00	25.00
PARZIALI TERRENO		5.00	5.00	5.00	5.00	5.00	5.00	5.00	5.00	5.00	5.00
QUOTE TERRENO	120.03	119.96	119.88	119.79	119.70	119.60	119.52	119.45	119.37	119.30	119.23
PROGRESSIVE PROGETTO					-5.00	-3.75	0.00	3.75	5.00		
PARZIALI PROGETTO					1.50	5.00.75	3.75.00	1.50			
QUOTE PROGETTO					134.80	134.83	134.92	134.83	134.99		

PROFILO Rufina - Tratto 2

SEZIONE 180

PROGRESSIVA 3325.00

BI BINDER m<sup>2</sup> 0.62  
 U USURA m<sup>2</sup> 0.42  
 im IMPERMEABILIZZAZIONE m 10.50



114

200  
200

PROGRESSIVE TERRENO	-25.00	-20.00	-15.00	-10.00	-5.00	0.00	5.00	10.00	15.00	20.00	25.00
PARZIALI TERRENO	5.00	5.00	5.00	5.00	5.00	5.00	5.00	5.00	5.00	5.00	5.00
QUOTE TERRENO	120.98	121.00	120.89	120.75	120.62	120.48	120.37	120.08	120.02	120.02	119.87
PROGRESSIVE PROGETTO					-5.00	-3.75	0.00	3.75	5.00		
PARZIALI PROGETTO					1.50	5.00	3.75	1.50			
QUOTE PROGETTO					133.90	133.94	134.03	133.94	133.90		

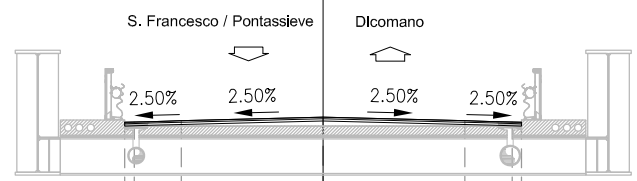


PROFILO Rufina - Tratto 2

SEZIONE 181

PROGRESSIVA 3350.00

BI BINDER m<sup>2</sup> 0.62  
 U USURA m<sup>2</sup> 0.42  
 im IMPERMEABILIZZAZIONE m 10.50



113

200  
200

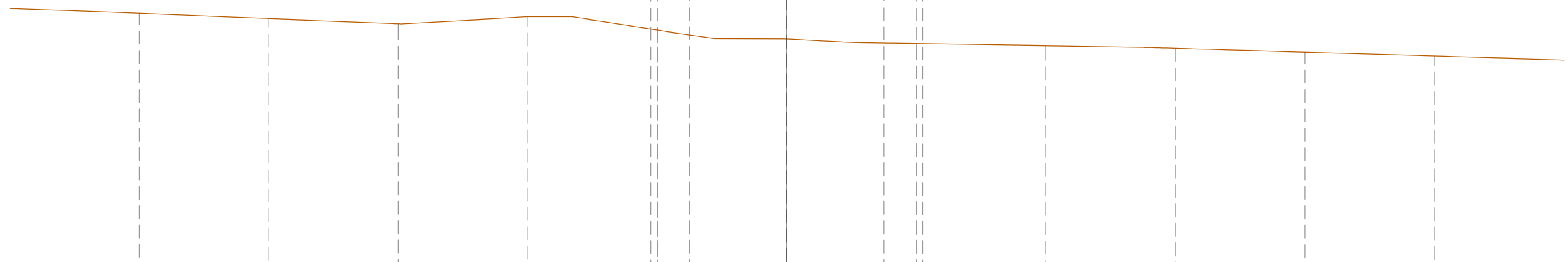
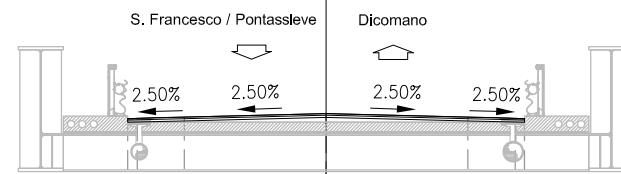
PROGRESSIVE TERRENO	-25.00	-20.00	-15.00	-10.00	-5.00	0.00	5.00	10.00	15.00	20.00	25.00
PARZIALI TERRENO		5.00	5.00	5.00	5.00	5.00	5.00	5.00	5.00	5.00	5.00
QUOTE TERRENO	121.62	121.45	121.27	121.11	120.95	120.80	120.67	120.55	120.46	120.36	120.20
PROGRESSIVE PROGETTO					-5.00	-3.75	0.00	3.75	5.00		
PARZIALI PROGETTO					1.50	5.00	3.75	1.50			
QUOTE PROGETTO					132.99	132.94	133.03	132.94	132.96		

PROFILO Rufina - Tratto 2

SEZIONE 182

PROGRESSIVA 3366.85

BI BINDER m<sup>2</sup> 0.62  
 U USURA m<sup>2</sup> 0.42  
 im IMPERMEABILIZZAZIONE m 10.50



112

200  
200

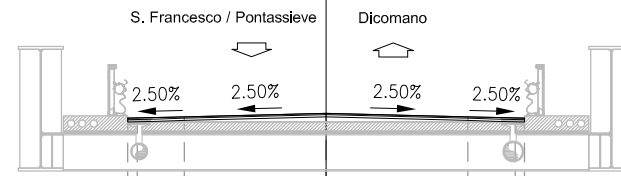
PROGRESSIVE TERRENO	-25.00	-20.00	-15.00	-10.00	-5.00	0.00	5.00	10.00	15.00	20.00	25.00
PARZIALI TERRENO	5.00	5.00	5.00	5.00	5.00	5.00	5.00	5.00	5.00	5.00	5.00
QUOTE TERRENO	122.14	121.93	121.73	122.00	121.48	121.14	120.96	120.88	120.79	120.63	120.48
PROGRESSIVE PROGETTO					-5.00	-3.75	0.00	3.75	5.00		
PARZIALI PROGETTO					1.50	5.00.75	3.75.00	1.50			
QUOTE PROGETTO					132.18	132.22	132.31	132.22	132.18		

PROFILO Rufina - Tratto 2

SEZIONE 183

PROGRESSIVA 3375.00

BI BINDER m<sup>2</sup> 0.62  
 U USURA m<sup>2</sup> 0.42  
 im IMPERMEABILIZZAZIONE m 10.50



112

200  
200

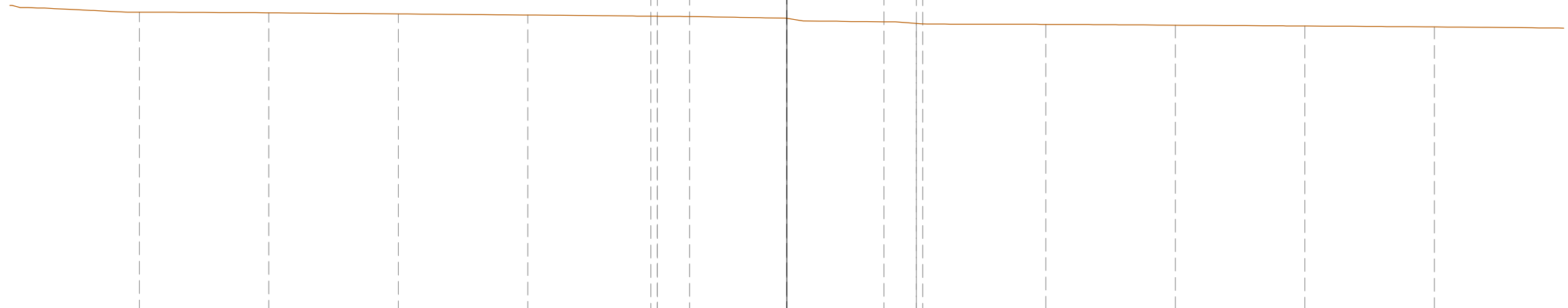
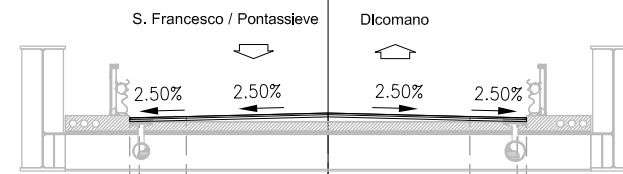
PROGRESSIVE TERRENO	-25.00	-20.00	-15.00	-10.00	-5.00	0.00	5.00	10.00	15.00	20.00	25.00
PARZIALI TERRENO		5.00	5.00	5.00	5.00	5.00	5.00	5.00	5.00	5.00	5.00
QUOTE TERRENO	122.42	122.20	122.00	122.00	121.87	121.58	121.35	121.16	121.01	120.89	120.76
PROGRESSIVE PROGETTO					-5.00	-3.75	0.00	3.75	5.00		
PARZIALI PROGETTO					1.50	5.00	3.75	1.50			
QUOTE PROGETTO					131.83	131.86	131.95	131.86	131.82		

PROFILO Rufina - Tratto 2

SEZIONE 184

PROGRESSIVA 3387.56

BI BINDER m<sup>2</sup> 0.62  
 U USURA m<sup>2</sup> 0.42  
 im IMPERMEABILIZZAZIONE m 10.50



111

200  
200

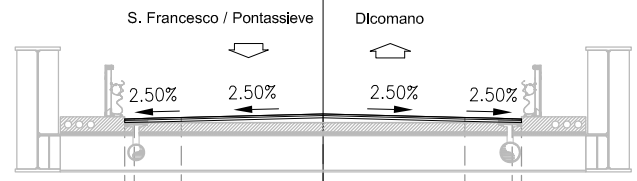
PROGRESSIVE TERRENO	-25.00	-20.00	-15.00	-10.00	-5.00	0.00	5.00	10.00	15.00	20.00	25.00
PARZIALI TERRENO		5.00	5.00	5.00	5.00	5.00	5.00	5.00	5.00	5.00	5.00
QUOTE TERRENO	122.50	122.47	122.44	122.39	122.34	122.27	122.06	122.03	122.00	121.97	121.93
PROGRESSIVE PROGETTO					-5.00	-3.75	0.00	3.75	5.00		
PARZIALI PROGETTO					1.50	5.00.75	3.75.00	1.50			
QUOTE PROGETTO					131.26	131.29	131.38	131.29	131.26		

PROFILO Rufina - Tratto 2

SEZIONE 185

PROGRESSIVA 3393.22

BI BINDER m<sup>2</sup> 0.62  
 U USURA m<sup>2</sup> 0.42  
 im IMPERMEABILIZZAZIONE m 10.50



111

200  
200

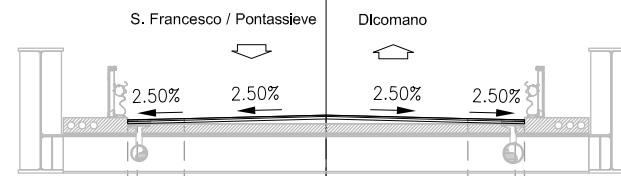
PROGRESSIVE TERRENO	-25.00	-20.00	-15.00	-10.00	-5.00	0.00	5.00	10.00	15.00	20.00	25.00
PARZIALI TERRENO		5.00	5.00	5.00	5.00	5.00	5.00	5.00	5.00	5.00	5.00
QUOTE TERRENO	122.49	122.46	122.39	122.32	122.25	122.20	122.14	122.09	122.05	122.01	121.97
PROGRESSIVE PROGETTO					-5.00	-3.75	0.00	3.75	5.00		
PARZIALI PROGETTO					1.50	5.00	3.75	1.50			
QUOTE PROGETTO					130.99	131.02	131.12	131.02	130.99		

PROFILO Rufina - Tratto 2

SEZIONE 186

PROGRESSIVA 3400.00

BI BINDER m<sup>2</sup> 0.64  
 U USURA m<sup>2</sup> 0.40  
 im IMPERMEABILIZZAZIONE m 10.50



111

200  
200

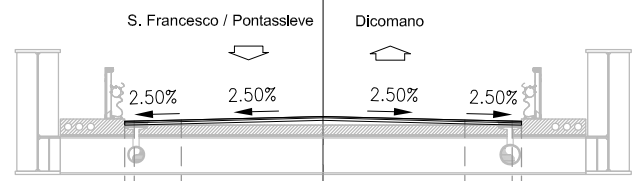
PROGRESSIVE TERRENO	-25.00	-20.00	-15.00	-10.00	-5.00	0.00	5.00	10.00	15.00	20.00	25.00
PARZIALI TERRENO	5.00	5.00	5.00	5.00	5.00	5.00	5.00	5.00	5.00	5.00	5.00
QUOTE TERRENO	123.89	123.72	123.51	123.29	123.04	122.85	122.69	122.55	122.40	122.26	122.11
PROGRESSIVE PROGETTO					-5.00	0.00	5.00				
PARZIALI PROGETTO					1.50	5.00	3.75	1.50			
QUOTE PROGETTO					130.67	130.71	130.80	130.71	130.67		

PROFILO Rufina - Tratto 2

SEZIONE 187

PROGRESSIVA 3405.85

BI BINDER m<sup>2</sup> 0.60  
 U USURA m<sup>2</sup> 0.44  
 im IMPERMEABILIZZAZIONE m 10.50



106

200  
200

PROGRESSIVE TERRENO	-25.00	-20.00	-15.00	-10.00	-5.00	0.00	5.00	10.00	15.00	20.00	25.00
PARZIALI TERRENO		5.00	5.00	5.00	5.00	5.00	5.00	5.00	5.00	5.00	5.00
QUOTE TERRENO	124.01	123.95	123.64	123.42	123.24	123.05	122.86	122.71	122.56	122.42	122.29
PROGRESSIVE PROGETTO					-5.00	-3.75	0.00	3.75	5.00		
PARZIALI PROGETTO					1.50	5.00	3.75	1.50			
QUOTE PROGETTO					130.39	130.43	130.52	130.43	130.39		