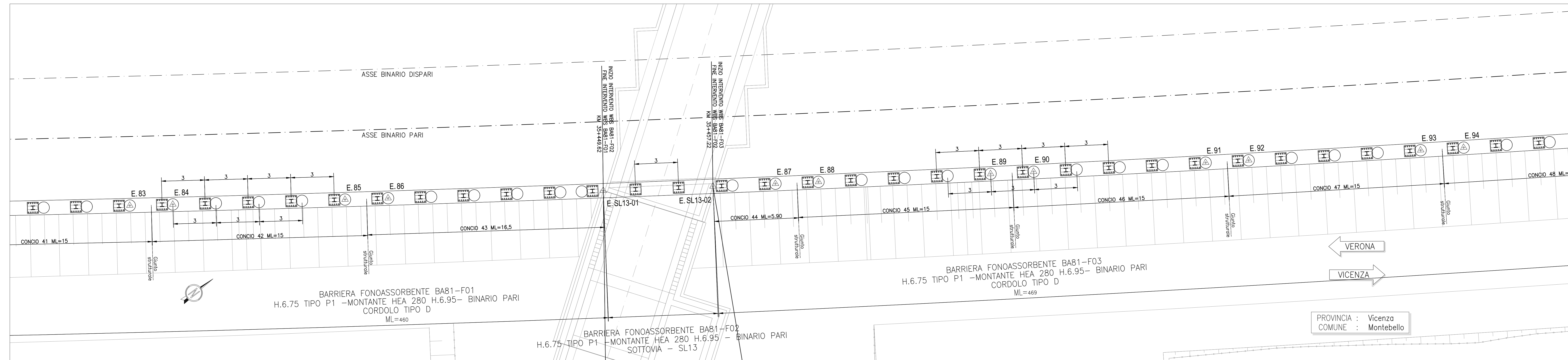


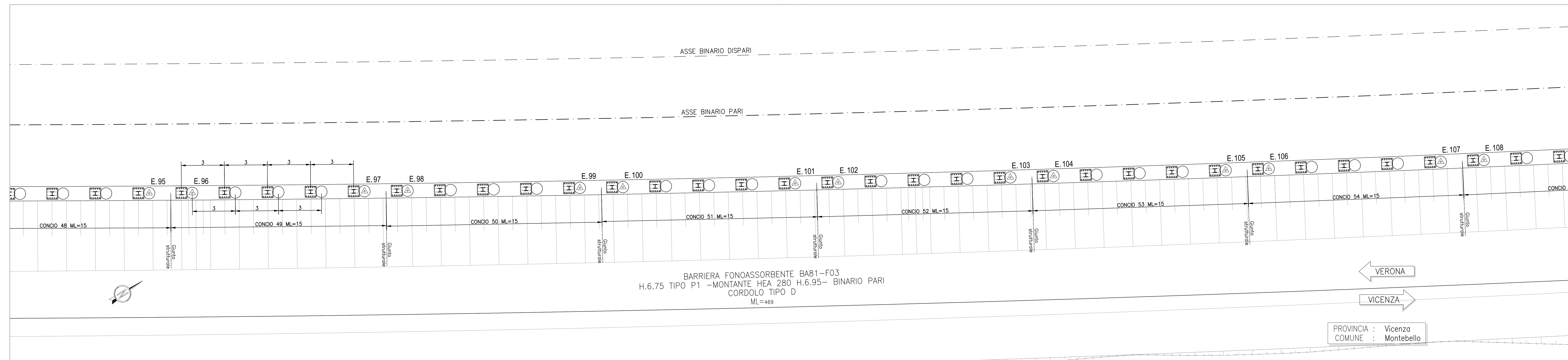
BA81A (34+811.37-35+925.39) - PLANIMETRIA 7

Scala 1:100



BA81A (34+811.37-35+925.39) - PLANIMETRIA 8

Scala 1:100



BA81A (34+811.37-35+925.39) - PLANIMETRIA 9

Scala 1:100

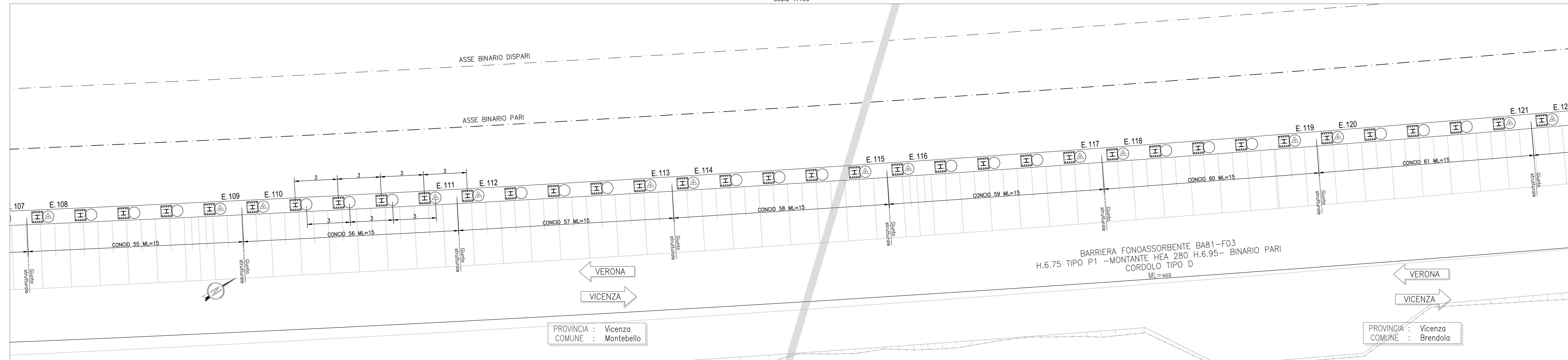


Table with 2 columns: 'TABELLA DI TRACCIAMENTO PALI' and 'QUOTA ESTRADOSSO CORDOLO IN C.A.'. The table lists stationing (PUNTO, Coord. X, Coord. Y) and elevations (Quota in m s.l.m.) for each pile.

Table with 2 columns: 'DESCRIZIONE' and 'CODICE'. It lists technical descriptions of the piles and their corresponding codes.

DESGNI DI RIFERIMENTO

Table with 2 columns: 'DESCRIZIONE' and 'CODICE'. It lists references to technical specifications and standards.

NOTE GENERALI section containing various symbols, abbreviations, and explanatory text for the drawing.

CARATTERISTICHE DEI MATERIALI section, including a KEY-PLAN showing the location of the drawing sheets along the track.

COMMITTEE and GENERAL CONTRACTOR section, including logos for RFI (Reti Ferroviarie Italiane) and ITALFER (Gruppo Ferrovie dello Stato).

INFRASTRUTTURE FERROVIARIE STRATEGICHE DEFINITE DALLA LEGGE OBIETTIVO N. 443/01 section, including project details, scale (1:100), and approval stamps.