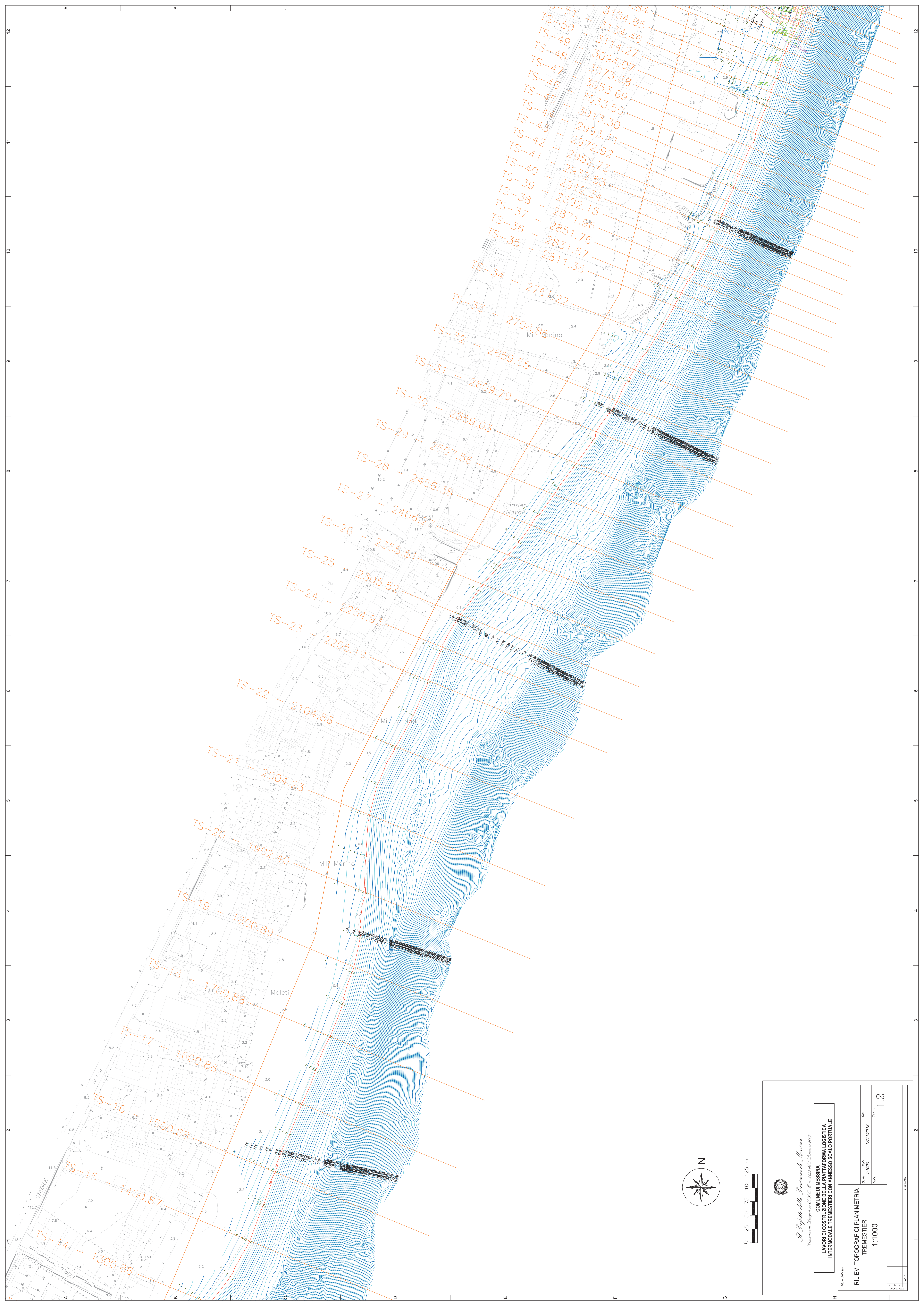


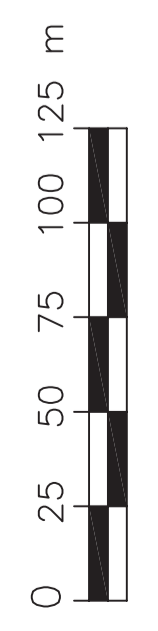
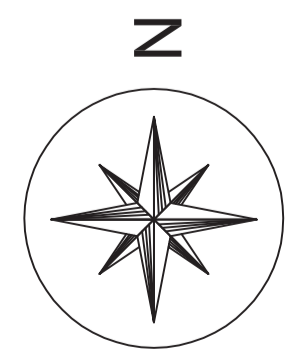
Il Comune della Provincia di Messina
COMUNE DI MESSINA
 LAVORI DI COSTRUZIONE DELLA PIATTAFORMA LOGISTICA
 INTERMODALE TREMESTIERI CON ANNESSO SCALO PORTUALE

**RILIEVI TOPOGRAFICI PLANIMETRIA
 TREMESTIERI
 1:1000**

Scale 1:1000	Data 12/11/2013
Note	Fog. n. 1.1



TS-51 - 3154.84
 TS-49 - 3134.46
 TS-48 - 3094.07
 TS-47 - 3073.88
 TS-46 - 3053.69
 TS-45 - 3033.50
 TS-44 - 3013.30
 TS-43 - 2993.11
 TS-42 - 2972.92
 TS-41 - 2952.73
 TS-40 - 2932.53
 TS-39 - 2912.34
 TS-38 - 2892.15
 TS-37 - 2871.96
 TS-36 - 2851.76
 TS-35 - 2831.57
 TS-34 - 2811.38
 TS-33 - 2761.22
 TS-32 - 2708.85
 TS-31 - 2659.55
 TS-30 - 2609.79
 TS-29 - 2559.03
 TS-28 - 2507.56
 TS-27 - 2456.38
 TS-26 - 2406.22
 TS-25 - 2355.51
 TS-24 - 2305.52
 TS-23 - 2254.9
 TS-22 - 2205.19
 TS-21 - 2104.86
 TS-20 - 2004.23
 TS-19 - 1902.40
 TS-18 - 1800.89
 TS-17 - 1700.88
 TS-16 - 1600.88
 TS-15 - 1500.88
 TS-14 - 1400.87
 TS-13 - 1300.86



Il Profilo della Provincia di Messina
 Commissione Superiore C.P.C. n. 2822 del 30/01/2012


COMUNE DI MESSINA
LAVORI DI COSTRUZIONE DELLA PIATTAFORMA LOGISTICA
INTERMODALE TREMESTIERI CON ANNESSO SCALO PORTUALE

RILIEVI TOPOGRAFICI PLANIMETRIA
TREMESTIERI
1:1000

Scale	1:1000	DATA	12/11/2013
Nome		Firma	1.2

PROGETTO: 05/2012/01



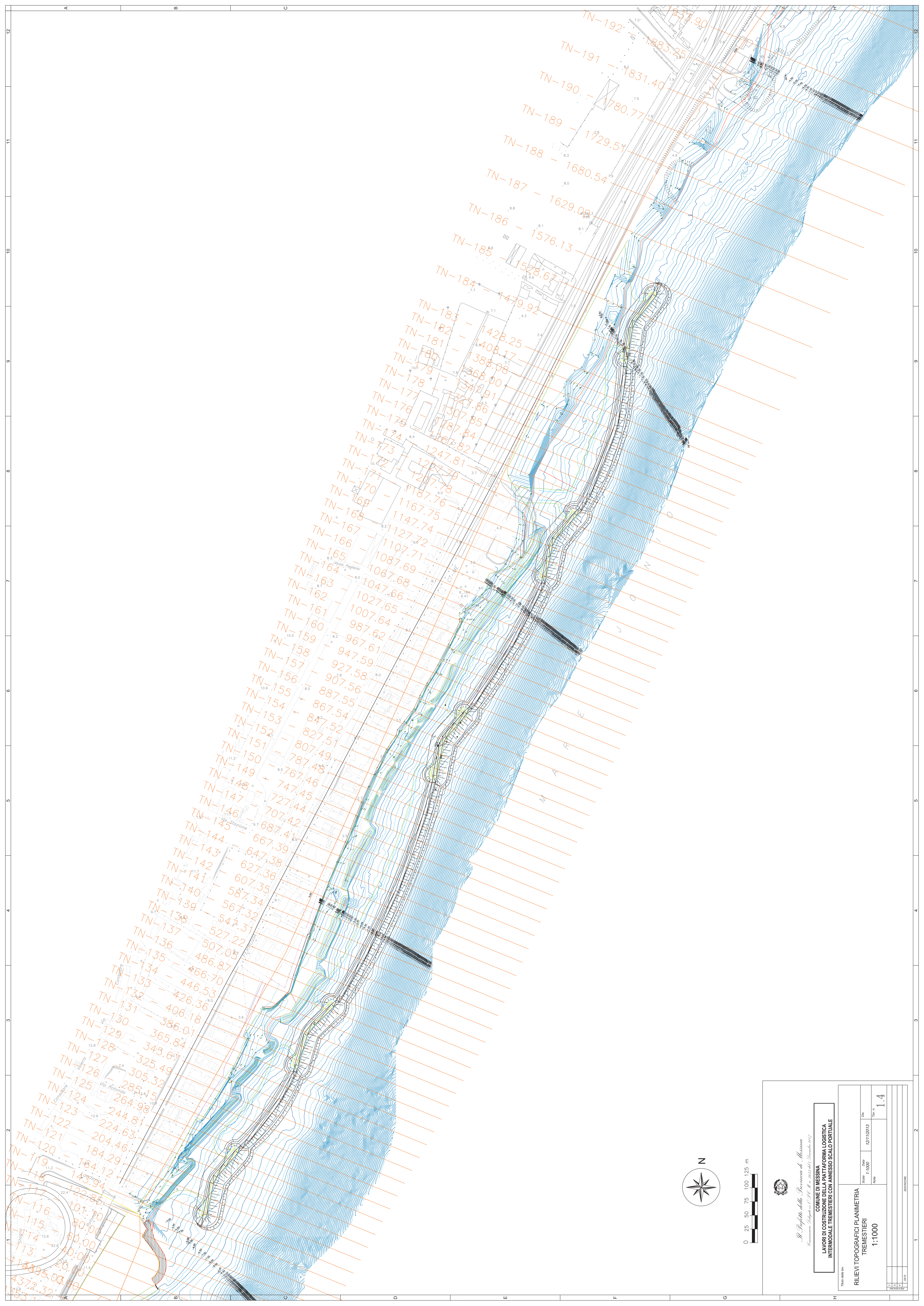

COMUNE DI MESSINA
 Provincia di Messina - C.A. n. 2022 del 12/01/2013

LAVORI DI COSTRUZIONE DELLA PIATTAFORMA LOGISTICA INTERMODALE TREMESTIERI CON ANNESSO SCALO PORTUALE

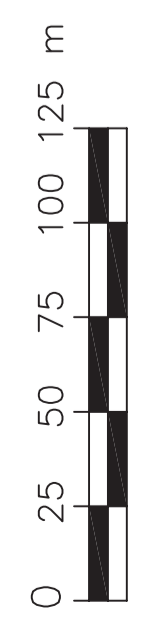
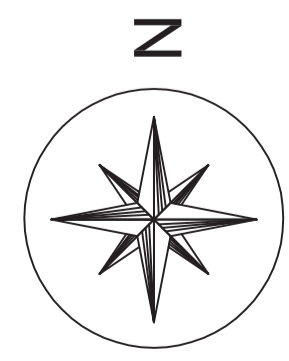
RILIEVI TOPOGRAFICI PLANIMETRIA TREMESTIERI
 1:1000


Scale	1:1000	DATA	12/11/2013
Nome		Aut.	1.3

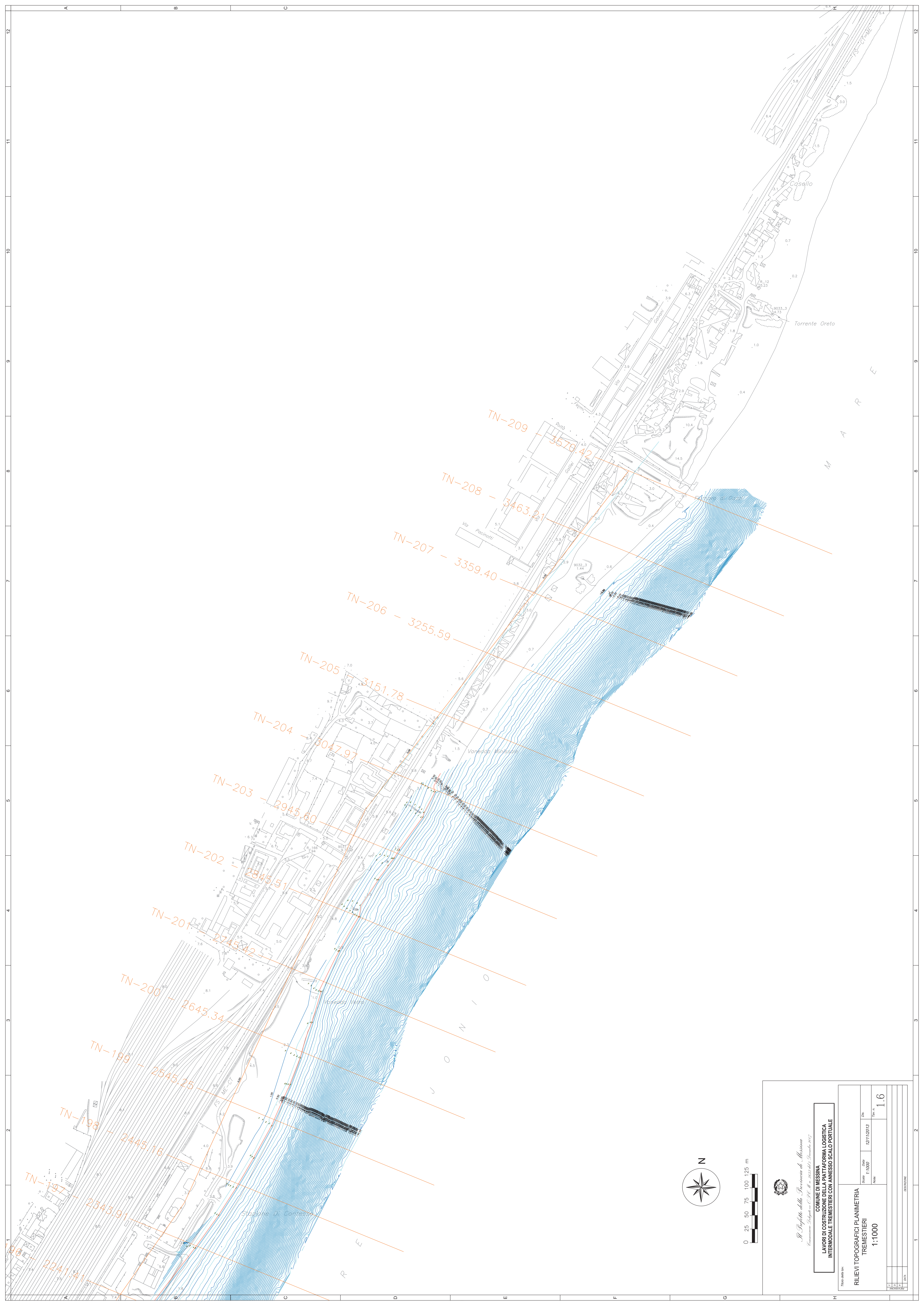
Foglio n. 1 di 1
 0 25 50 75 100 125 m




TN-192 - 1837.90
 TN-191 - 1831.40
 TN-190 - 1780.77
 TN-189 - 1729.57
 TN-188 - 1680.54
 TN-187 - 1629.00
 TN-186 - 1576.13
 TN-185 - 1528.67
 TN-184 - 1479.92
 TN-183 - 1428.25
 TN-182 - 1408.17
 TN-181 - 1388.08
 TN-180 - 1368.00
 TN-179 - 1347.91
 TN-178 - 1327.86
 TN-177 - 1307.85
 TN-176 - 1287.84
 TN-175 - 1267.82
 TN-174 - 1247.81
 TN-173 - 1227.79
 TN-172 - 1207.78
 TN-171 - 1187.76
 TN-170 - 1167.75
 TN-169 - 1147.74
 TN-168 - 1127.72
 TN-167 - 1107.71
 TN-166 - 1087.69
 TN-165 - 1067.68
 TN-164 - 1047.66
 TN-163 - 1027.65
 TN-162 - 1007.64
 TN-161 - 987.62
 TN-160 - 967.61
 TN-159 - 947.59
 TN-158 - 927.58
 TN-157 - 907.56
 TN-156 - 887.55
 TN-155 - 867.54
 TN-154 - 847.52
 TN-153 - 827.51
 TN-152 - 807.49
 TN-151 - 787.48
 TN-150 - 767.46
 TN-149 - 747.45
 TN-148 - 727.44
 TN-147 - 707.42
 TN-146 - 687.41
 TN-145 - 667.39
 TN-144 - 647.38
 TN-143 - 627.36
 TN-142 - 607.35
 TN-141 - 587.34
 TN-140 - 567.32
 TN-139 - 547.31
 TN-138 - 527.29
 TN-137 - 507.28
 TN-136 - 486.87
 TN-135 - 466.70
 TN-134 - 446.53
 TN-133 - 426.36
 TN-132 - 406.18
 TN-131 - 386.01
 TN-129 - 365.84
 TN-128 - 345.67
 TN-127 - 325.49
 TN-126 - 305.32
 TN-125 - 285.15
 TN-124 - 264.98
 TN-123 - 244.81
 TN-122 - 224.63
 TN-121 - 204.46
 TN-120 - 184.29
 TN-119 - 164.12
 TN-118 - 143.94
 TN-117 - 122.85
 TN-116 - 101.70
 TN-115 - 80.00
 TN-114 - 60.00
 TN-113 - 40.00
 TN-112 - 20.00
 TN-111 - 0.00
 TN-110 - 18.00
 TN-109 - 36.00
 TN-108 - 54.00
 TN-107 - 72.00
 TN-106 - 90.00
 TN-105 - 108.00
 TN-104 - 126.00
 TN-103 - 144.00
 TN-102 - 162.00
 TN-101 - 180.00
 TN-100 - 198.00
 TN-99 - 216.00
 TN-98 - 234.00
 TN-97 - 252.00
 TN-96 - 270.00
 TN-95 - 288.00
 TN-94 - 306.00
 TN-93 - 324.00
 TN-92 - 342.00
 TN-91 - 360.00
 TN-90 - 378.00
 TN-89 - 396.00
 TN-88 - 414.00
 TN-87 - 432.00
 TN-86 - 450.00
 TN-85 - 468.00
 TN-84 - 486.00
 TN-83 - 504.00
 TN-82 - 522.00
 TN-81 - 540.00
 TN-80 - 558.00
 TN-79 - 576.00
 TN-78 - 594.00
 TN-77 - 612.00
 TN-76 - 630.00
 TN-75 - 648.00
 TN-74 - 666.00
 TN-73 - 684.00
 TN-72 - 702.00
 TN-71 - 720.00
 TN-70 - 738.00
 TN-69 - 756.00
 TN-68 - 774.00
 TN-67 - 792.00
 TN-66 - 810.00
 TN-65 - 828.00
 TN-64 - 846.00
 TN-63 - 864.00
 TN-62 - 882.00
 TN-61 - 900.00
 TN-60 - 918.00
 TN-59 - 936.00
 TN-58 - 954.00
 TN-57 - 972.00
 TN-56 - 990.00
 TN-55 - 1008.00
 TN-54 - 1026.00
 TN-53 - 1044.00
 TN-52 - 1062.00
 TN-51 - 1080.00
 TN-50 - 1098.00
 TN-49 - 1116.00
 TN-48 - 1134.00
 TN-47 - 1152.00
 TN-46 - 1170.00
 TN-45 - 1188.00
 TN-44 - 1206.00
 TN-43 - 1224.00
 TN-42 - 1242.00
 TN-41 - 1260.00
 TN-40 - 1278.00
 TN-39 - 1296.00
 TN-38 - 1314.00
 TN-37 - 1332.00
 TN-36 - 1350.00
 TN-35 - 1368.00
 TN-34 - 1386.00
 TN-33 - 1404.00
 TN-32 - 1422.00
 TN-31 - 1440.00
 TN-30 - 1458.00
 TN-29 - 1476.00
 TN-28 - 1494.00
 TN-27 - 1512.00
 TN-26 - 1530.00
 TN-25 - 1548.00
 TN-24 - 1566.00
 TN-23 - 1584.00
 TN-22 - 1602.00
 TN-21 - 1620.00
 TN-20 - 1638.00
 TN-19 - 1656.00
 TN-18 - 1674.00
 TN-17 - 1692.00
 TN-16 - 1710.00
 TN-15 - 1728.00
 TN-14 - 1746.00
 TN-13 - 1764.00
 TN-12 - 1782.00
 TN-11 - 1800.00
 TN-10 - 1818.00
 TN-9 - 1836.00
 TN-8 - 1854.00
 TN-7 - 1872.00
 TN-6 - 1890.00
 TN-5 - 1908.00
 TN-4 - 1926.00
 TN-3 - 1944.00
 TN-2 - 1962.00
 TN-1 - 1980.00



 <p> <i>Il Profeta della Piovra</i> <i>di Messina</i> Comune di Messina Commissione Urbanistica C.C. n. 2022 del 27/01/2012 </p>		<p> COMUNE DI MESSINA LAVORI DI COSTRUZIONE DELLA PIATTAFORMA LOGISTICA INTERMODALE TREMESTIERI CON ANNESSO SCALO PORTUALE </p>	
<p> RILIEVI TOPOGRAFICI PLANIMETRIA TREMESTIERI 1:1000 </p>	<p> Data 12/11/2013 </p>	<p> Scala 1:1000 </p>	<p> Fog. n. 1.5 </p>
<p> Foglio n. 1.5 </p>		<p> Foglio n. 1.5 </p>	



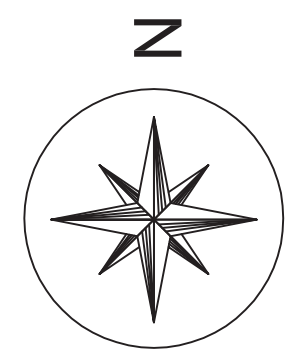

 Comune di Messina
 Ufficio Tecnico

COMUNE DI MESSINA
LAVORI DI COSTRUZIONE DELLA PIATTAFORMA LOGISTICA
INTERMODALE TREMESTIERI CON ANNESSO SCALO PORTUALE

RILIEVI TOPOGRAFICI PLANIMETRIA
TREMESTIERI
1:1000

Scale	1:1000	Data	12/11/2013
Nome		Firma	1.6

0 25 50 75 100 125 m



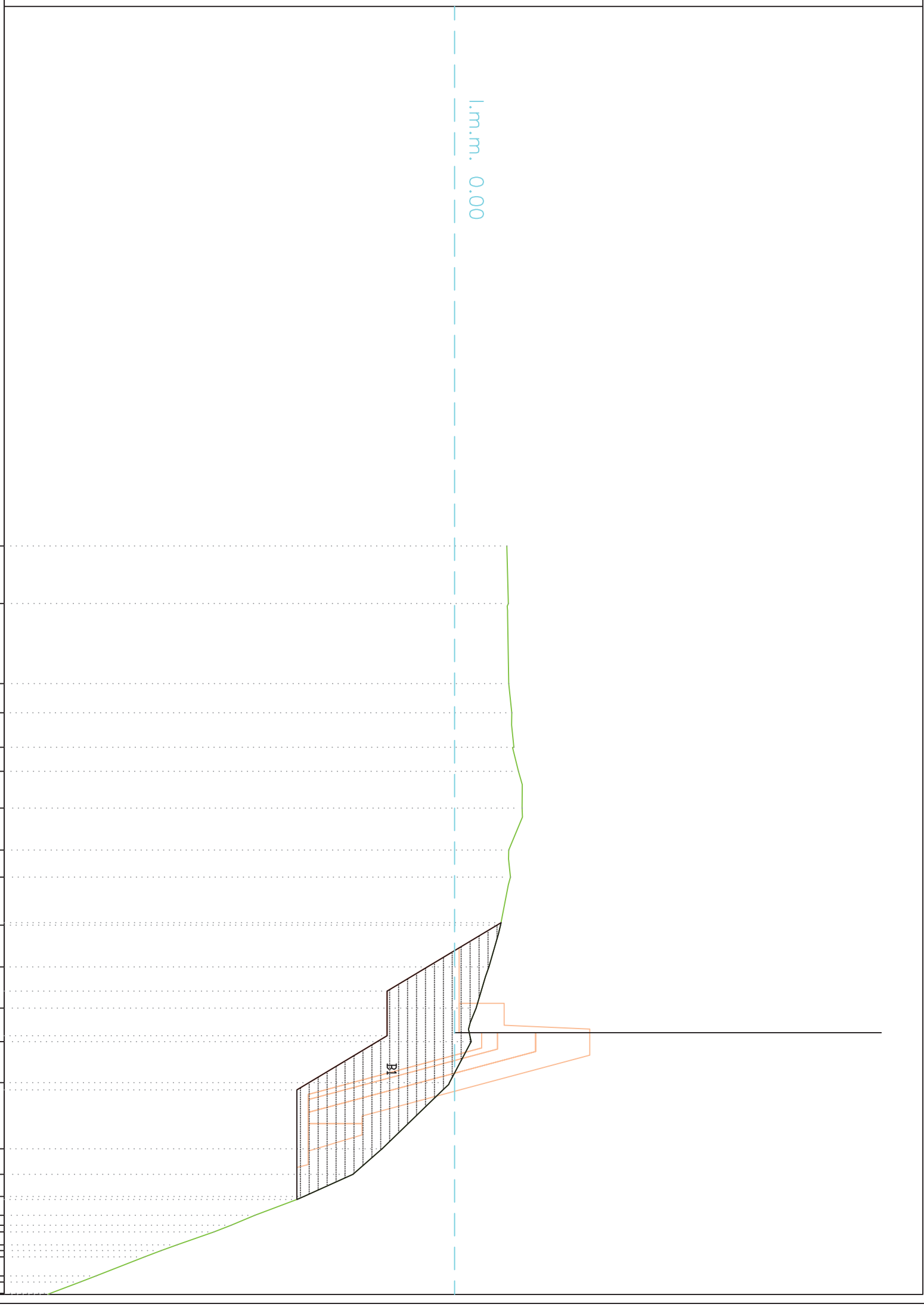
PROGRESSIVE
TERRENO

QUOTE
TERRENO

PROGRESSIVE
SCAVO

QUOTE
SCAVO

1000
200



PROGRESSIVE
TERRENO

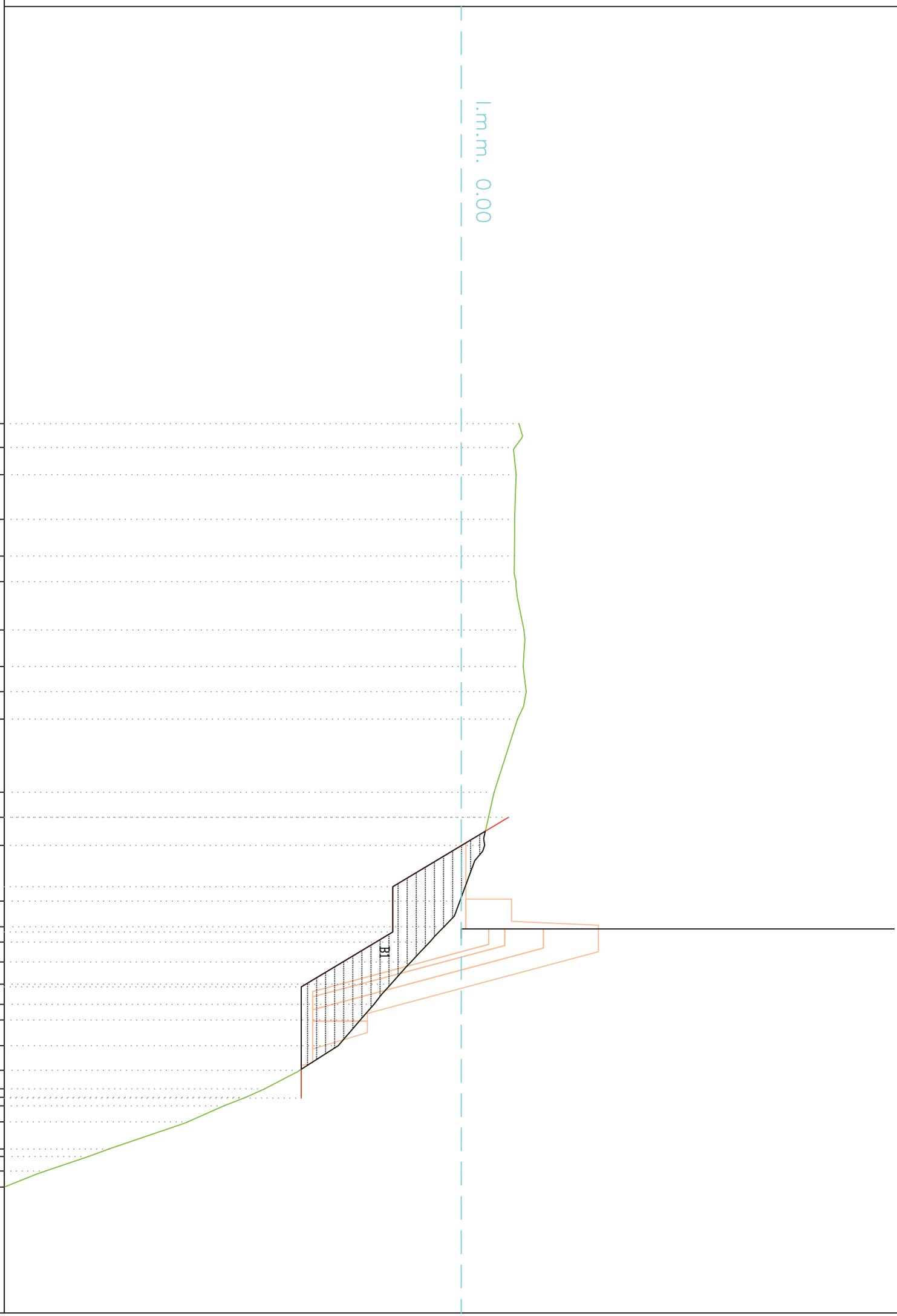
PROGRESSIVE
SCAVO

QUOTE
TERRENO

QUOTE
SCAVO

-20
1000
200

2.52	-91.29
2.35	-96.53
2.40	-102.49
2.34	-112.25
2.33	-120.33
2.39	-125.89
2.74	-136.50
2.71	-144.47
2.84	-149.98
2.46	-156.01
1.44	-171.98
2.06	-177.52
1.19	-177.51
1.02	-183.65
-2.99	-192.69
-0.06	-195.81
-3.00	-202.61
-0.76	-201.45
-1.38	-204.79
-2.20	-209.16
-7.00	-214.63
-3.08	-214.03
-3.82	-218.44
-4.42	-221.87
-5.38	-227.52
-7.07	-232.89
-8.61	-236.96
-7.00	-238.97
-9.44	-238.82
-10.39	-240.66
-11.97	-244.16
-15.42	-250.11
-16.32	-251.77
-18.20	-254.91
-20.00	-258.42



PROGRESSIVE
TERRENO


PROGRESSIVE
TERRENO

QUOTE
TERRENO

PROGRESSIVE
SCAVO

QUOTE
SCAVO

4.11	19.11
3.67	27.02
2.91	29.51
3.64	29.74
2.73	34.99
2.42	41.88
2.13	56.81
2.33	62.69
2.59	78.85
2.62	84.33
2.56	91.01
2.39	98.04
2.21	110.81
2.31	117.70
2.59	128.77
2.88	137.34
2.76	142.60
2.41	149.60
2.01	158.51
1.40	167.90
0.74	175.19
0.61	182.73
-2.99	186.69
-3.00	196.62
-3.29	203.56
-4.14	211.46
-4.69	216.32
-5.28	220.02
-5.99	223.64
-7.11	227.42
-7.75	229.29
-8.51	231.13
-10.14	234.63
-13.30	240.58
-16.00	245.38
-18.56	249.64
-19.90	251.88
-20.00	252.04



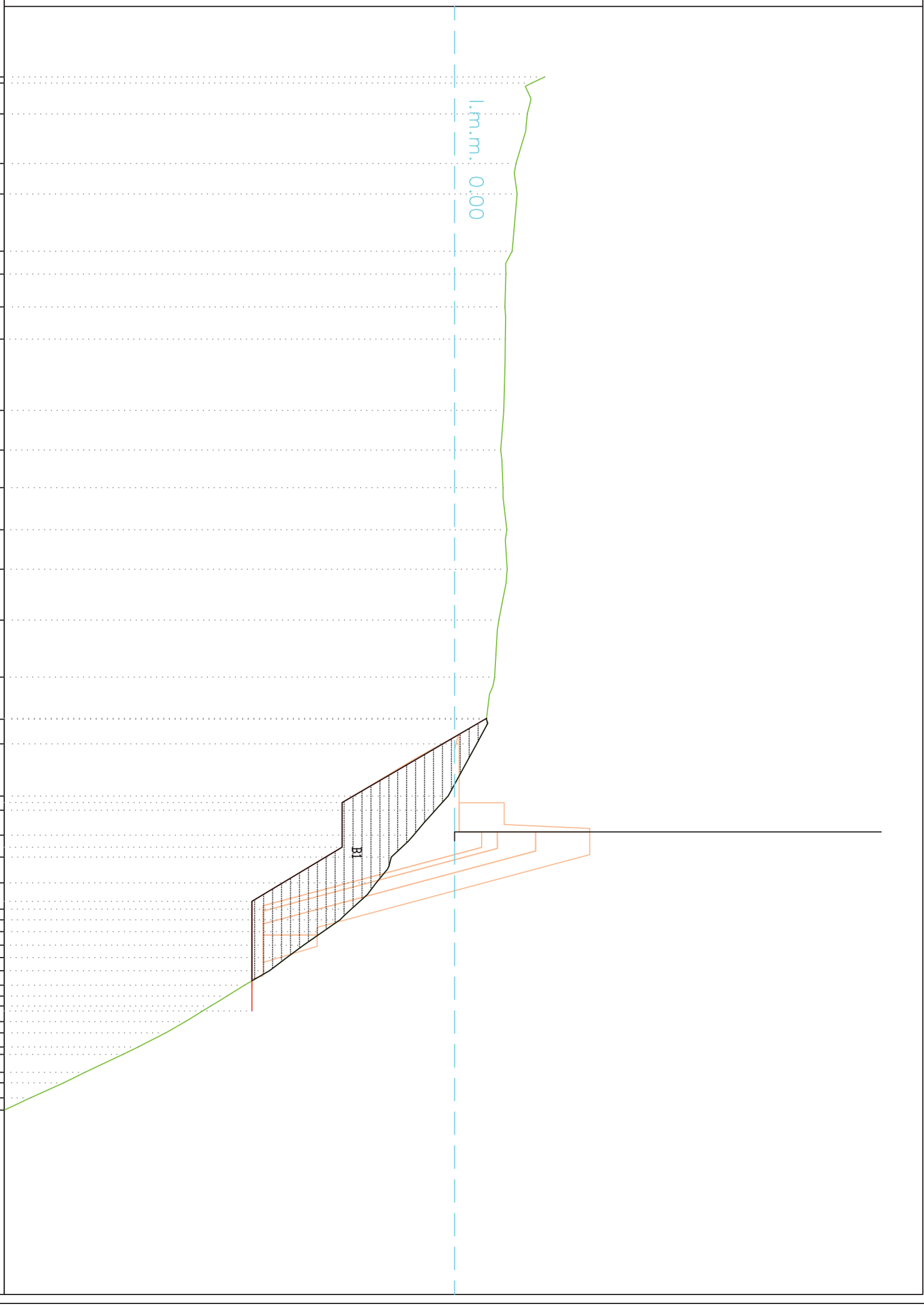
PROGRESSIVE
TERRENO

QUOTE
TERRENO

PROGRESSIVE
SCAVO

QUOTE
SCAVO

1000
200



PROFILO TREMESTIERI-PORTO

SEZIONE PORTO-3A

PROGRESSIVA 241.48

PROGRESSIVE
TERRENO

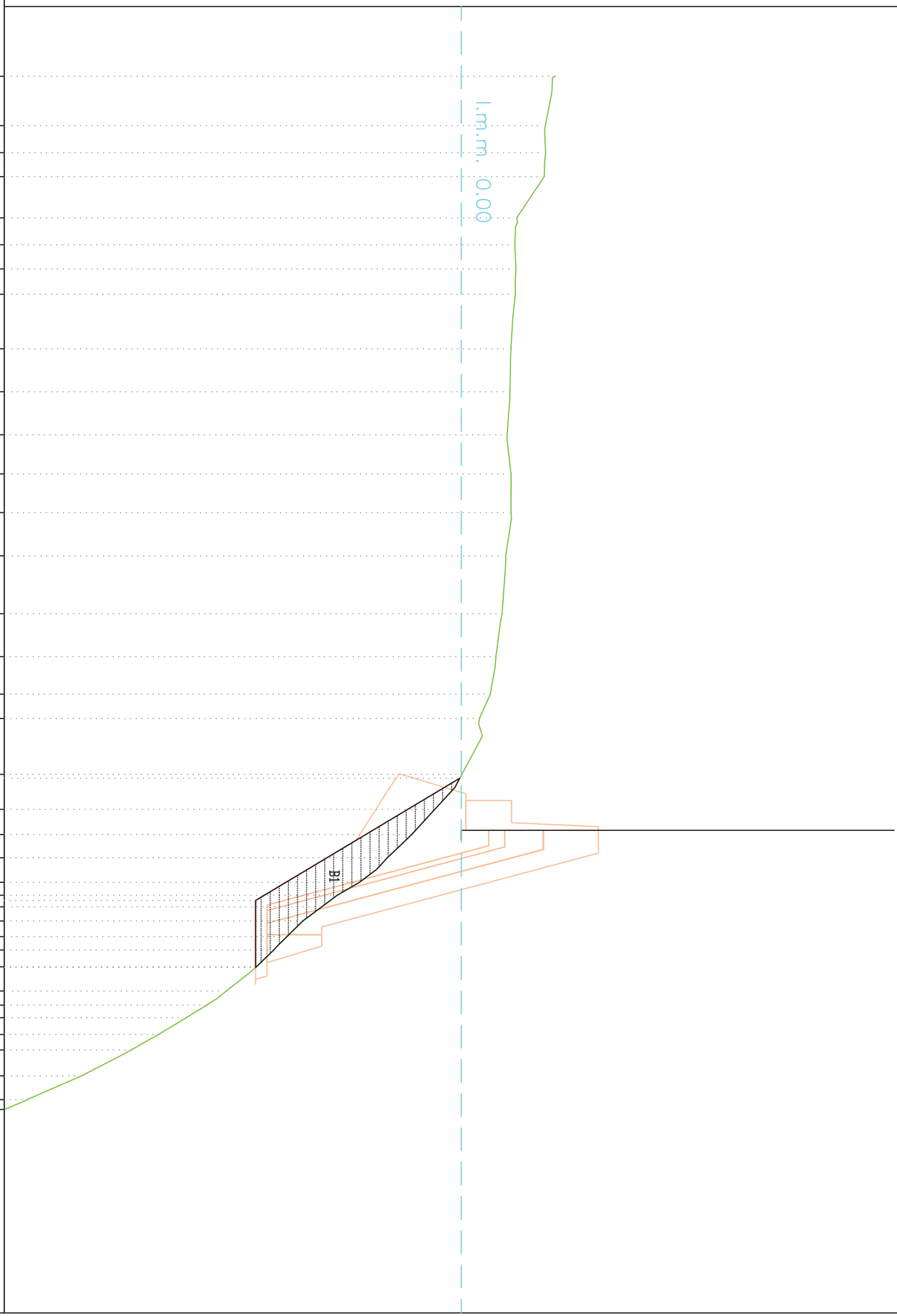
QUOTE
TERRENO

PROGRESSIVE
SCAVO

QUOTE
SCAVO

1000
200

4.11	15.26	0.02	168.09
3.68	26.08	-1.16	175.76
3.69	32.02	-2.17	181.26
3.63	37.26	-3.23	186.36
2.43	46.25	-4.46	191.73
2.34	52.15	-5.43	194.55
2.39	57.45	-6.11	197.11
2.37	62.97	-6.94	200.19
2.18	74.92	-7.63	203.62
2.13	84.30	-8.20	206.54
2.01	93.76	-8.97	210.24
2.18	102.31	-10.28	215.52
2.17	110.78	-11.14	218.60
1.94	120.27	-12.04	221.35
1.79	132.92	-13.25	225.05
1.51	142.31	-14.44	228.44
1.27	150.53	-16.62	234.09
0.79	155.88	-19.00	239.33
-0.07	168.96	-20.00	241.47



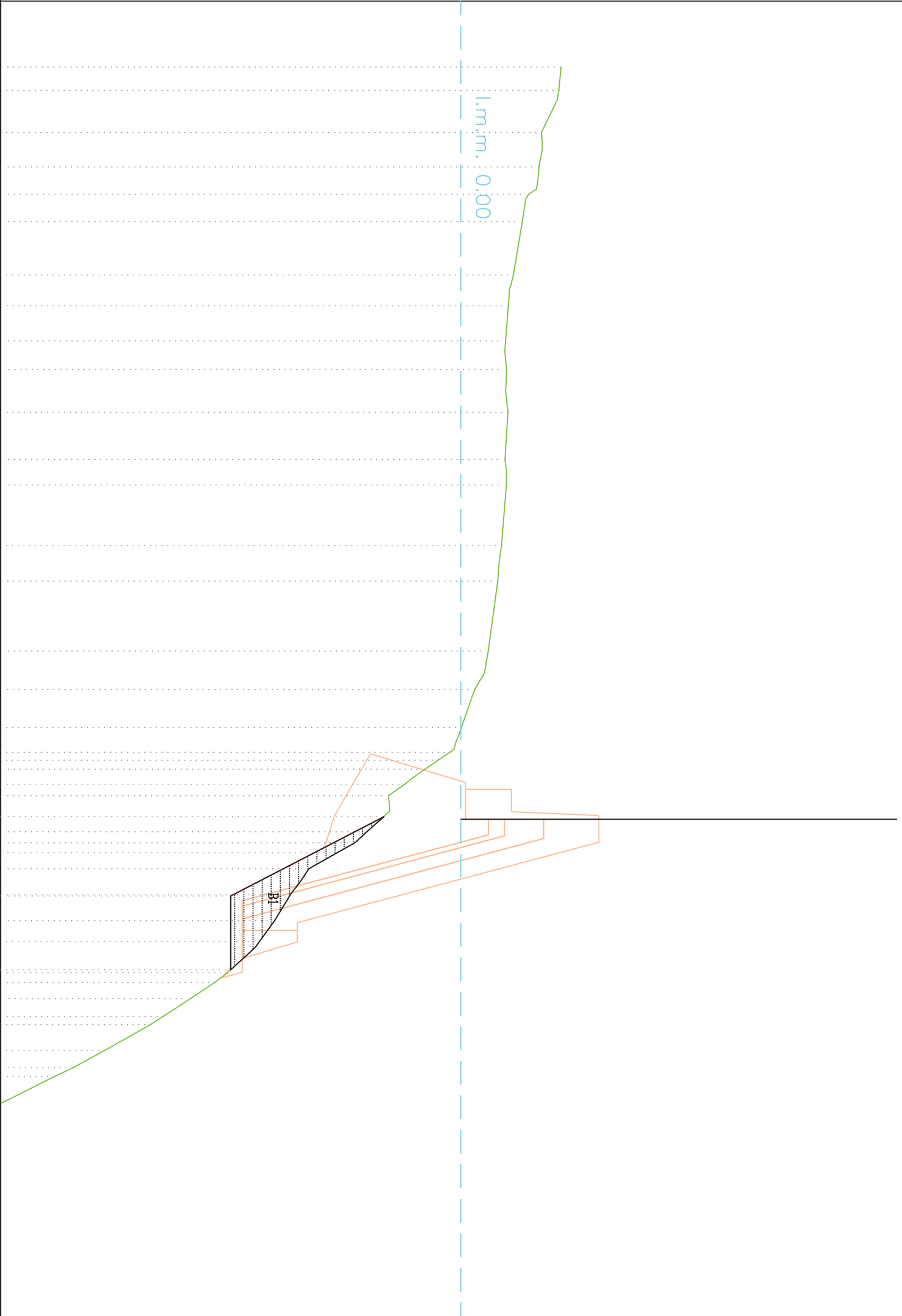
PROFILO TREMESTIERI-PORTO

SEZIONE PORTO-3B

PROGRESSIVA 263.45

-20
▽
1000
200

PROGRESSIVE TERRENO	QUOTE TERRENO	PROGRESSIVE SCAVO	QUOTE SCAVO
4.36	14.35		
4.26	19.41		
3.51	28.58		
3.40	36.06		
2.95	42.00		
2.67	47.92		
2.29	59.55		
2.06	66.25		
1.94	73.87		
1.99	80.07		
2.05	89.40		
1.92	99.66		
1.99	105.20		
1.77	118.41		
1.61	126.11		
1.19	141.31		
0.60	149.69		
0.03	157.93		
-0.47	163.30		
-0.99	165.07		
-1.56	167.01		
-2.44	170.28		
-3.14	172.76		
-3.35	177.34		
-4.08	180.60		
-4.61	183.00		
-5.38	185.17		
-6.61	188.65		
-7.42	194.30		
-8.09	199.95		
-8.74	204.40		
-10.14	211.24		
-10.69	213.37		
-11.75	216.89		
-12.94	220.77		
-13.50	222.54		
-15.49	228.16		
-16.85	231.88		
-17.68	233.84		
-19.70	238.91		
-20.00	239.65		



PROFILO TREMESTIERI-PORTO

SEZIONE PORTO-3C

PROGRESSIVA 277.55

PROGRESSIVE
TERRENO

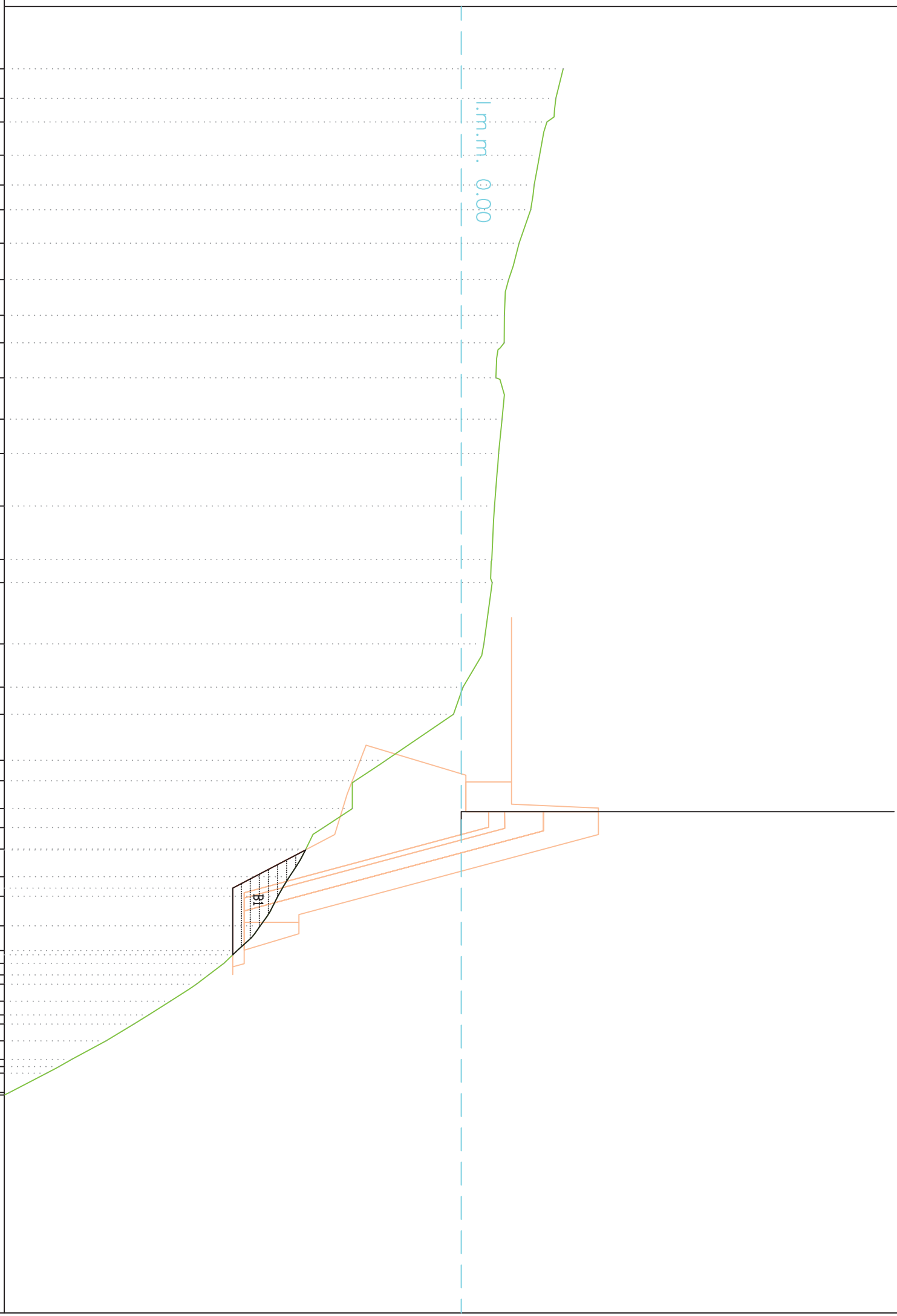
QUOTE
TERRENO

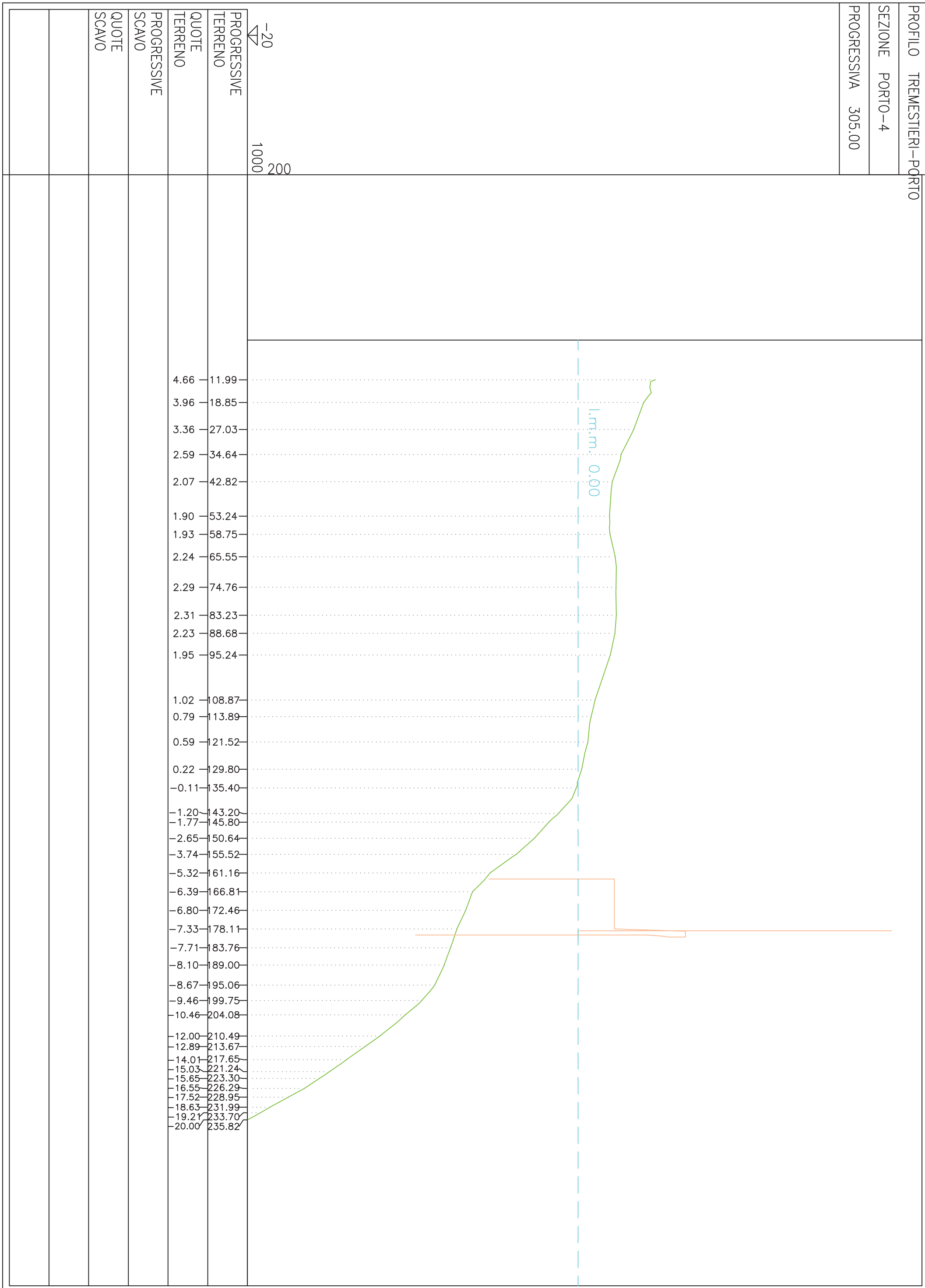
PROGRESSIVE
SCAVO

QUOTE
SCAVO

1000
200

4.46	13.61
4.14	20.10
3.75	25.28
3.43	32.55
3.19	39.07
3.04	44.48
2.54	51.80
2.08	59.78
1.89	67.58
1.88	73.62
1.52	81.29
1.78	90.33
1.64	97.85
1.46	109.34
1.34	121.01
1.35	126.11
0.99	139.52
0.08	149.00
-0.34	154.95
-3.29	165.00
-4.64	169.49
-4.77	175.59
-6.03	179.76
-6.82	184.63
-6.80	184.43
-7.52	190.51
-8.00	192.99
-8.02	194.78
-8.80	201.25
-9.81	206.69
-10.39	209.48
-11.06	212.00
-11.59	214.05
-12.73	217.75
-13.69	220.78
-14.33	222.75
-15.55	226.43
-17.05	230.50
-17.61	232.07
-18.14	232.50
-19.77	237.72
-20.00	238.28






PROGRESSIVE
TERRENO

QUOTE
TERRENO

PROGRESSIVE
SCAVO

QUOTE
SCAVO

1000
200



-10.00
2.20

41.38
41.38

0.60
-10.00

161.64
161.64


l.m.m. 0.00

B1

PROGRESSIVE
TERRENO

PROGRESSIVE	TERRENO
4.17	10.88
3.84	17.59
4.15	23.55
3.79	30.13
3.66	37.04
2.71	39.16
2.69	44.47
2.95	51.65
2.91	60.30
0.89	81.71
0.43	87.17
-0.26	91.96
-0.90	94.59
-1.54	97.25
-2.10	99.87
-3.33	104.55
-3.90	108.61
-4.54	112.99
-5.11	119.91
-5.54	125.56
-5.86	131.21
-6.03	136.85
-6.32	142.14
-6.68	148.15
-6.90	153.57
-7.26	159.45
-7.70	165.10
-8.25	170.74
-8.85	175.94
-9.59	182.04
-10.19	185.82
-10.79	189.76
-11.81	196.57
-12.83	201.86
-13.49	204.63
-14.15	207.31
-14.89	210.28
-15.91	213.57
-16.63	215.93
-17.60	218.06
-18.62	220.37
-19.98	224.07
-20.00	224.12

QUOTE TERRENO	PROGRESSIVE SCAVO
2.76	46.55
-10.00	46.55
-10.00	55.62
-9.00	56.62
-9.00	160.82
-10.00	161.75
-10.00	170.82
-8.44	172.38



PROGRESSIVE
TERRENO

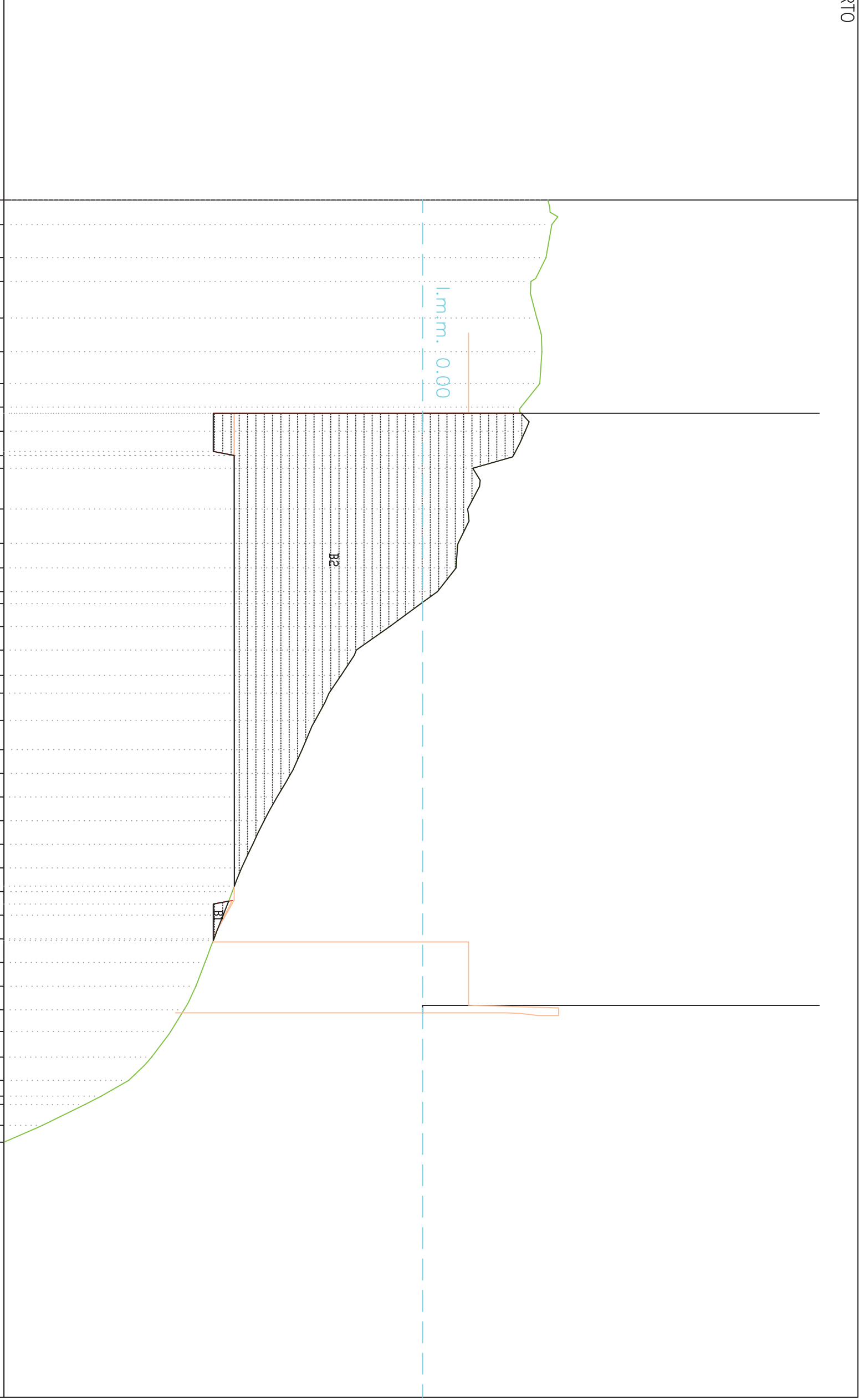
PROGRESSIVE
TERRENO

QUOTE
TERRENO

PROGRESSIVE
SCAVO

QUOTE
SCAVO

PROGRESSIVE TERRENO	QUOTE TERRENO	PROGRESSIVE TERRENO	QUOTE TERRENO	PROGRESSIVE SCAVO	QUOTE SCAVO
5.98	0.00	5.98	0.00		
6.18	5.86	6.18	5.86		
5.90	13.77	5.90	13.77		
5.17	19.47	5.17	19.47		
5.46	28.17	5.46	28.17		
5.70	36.23	5.70	36.23		
5.60	43.83	5.60	43.83		
4.70	49.46	4.72	50.97	50.97	4.72
4.90	55.23	4.70	50.97	50.97	10.00
4.34	61.07	4.90	55.23	60.05	10.00
2.40	64.11	4.34	61.07	61.05	9.00
2.15	73.81	2.15	73.81		
1.70	82.02	1.70	82.02		
1.60	87.90	1.60	87.90		
0.71	93.56	0.71	93.56		
-0.08	96.43	-0.08	96.43		
-1.57	101.87	-1.57	101.87		
-3.17	107.51	-3.17	107.51		
-3.89	113.57	-3.89	113.57		
-4.47	117.81	-4.47	117.81		
-5.14	124.32	-5.14	124.32		
-5.76	131.33	-5.76	131.33		
-6.29	136.98	-6.29	136.98		
-6.95	142.63	-6.95	142.63		
-7.57	148.27	-7.57	148.27		
-8.11	153.92	-8.11	153.92		
-8.64	159.57	-8.64	159.57		
-9.10	165.22	-9.10	165.22	63.92	9.00
-9.53	170.87	-9.10	165.22	68.18	10.00
-9.97	176.52	-9.53	170.87	76.91	10.00
-10.40	182.16	-9.97	176.52		
-10.83	187.81	-10.40	182.16		
-11.40	193.46	-10.83	187.81		
-12.03	198.62	-11.40	193.46		
-12.95	204.76	-12.03	198.62		
-14.04	210.30	-12.95	204.76		
-15.35	214.07	-14.04	210.30		
-16.12	216.06	-15.35	214.07		
-18.17	221.05	-16.12	216.06		
-20.00	225.10	-18.17	221.05		
		-20.00	225.10		



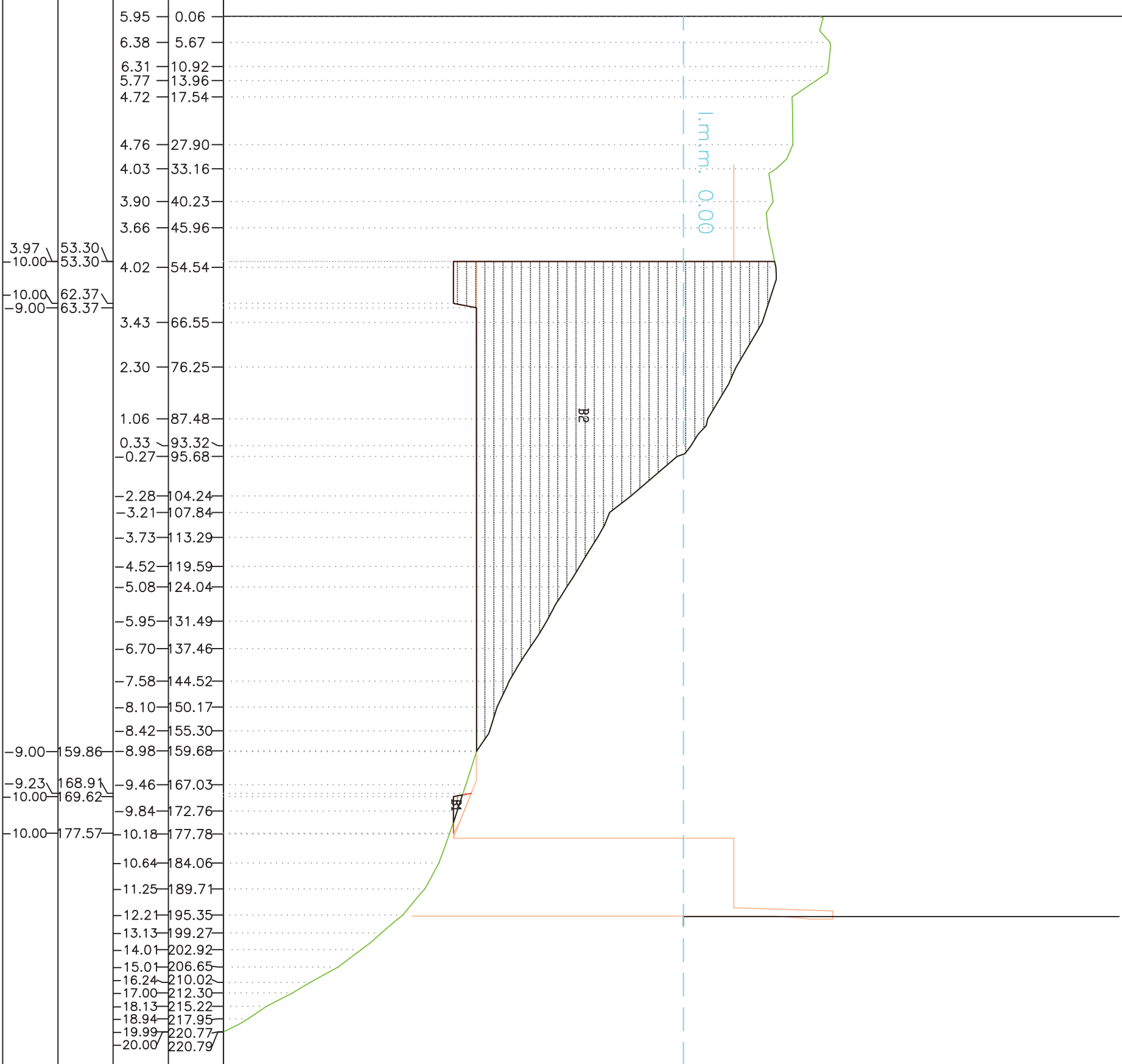
PROGRESSIVE TERRENO

QUOTE TERRENO

PROGRESSIVE SCAVO

QUOTE SCAVO

1000
200



PROGRESSIVE
TERRENO


QUOTE
TERRENO

PROGRESSIVE
SCAVO

QUOTE
SCAVO

▽ -20

1000
200



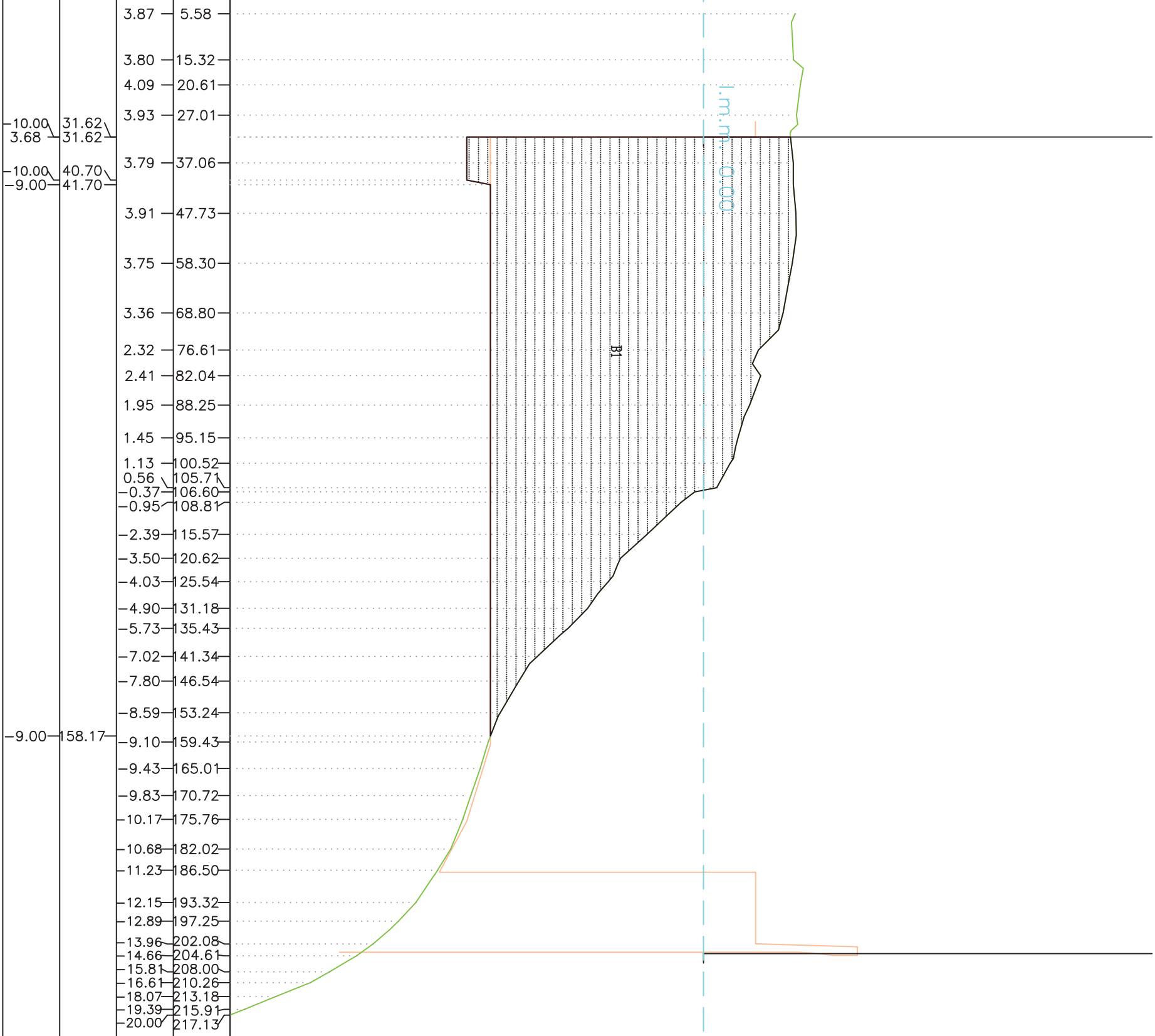
PROGRESSIVE
TERRENO

QUOTE
TERRENO

PROGRESSIVE
SCAVO

QUOTE
SCAVO

1000
200



-10.00 31.62
3.68 31.62

-10.00 40.70
-9.00 41.70

-9.00 58.17

l.m.n. 0.00

B1

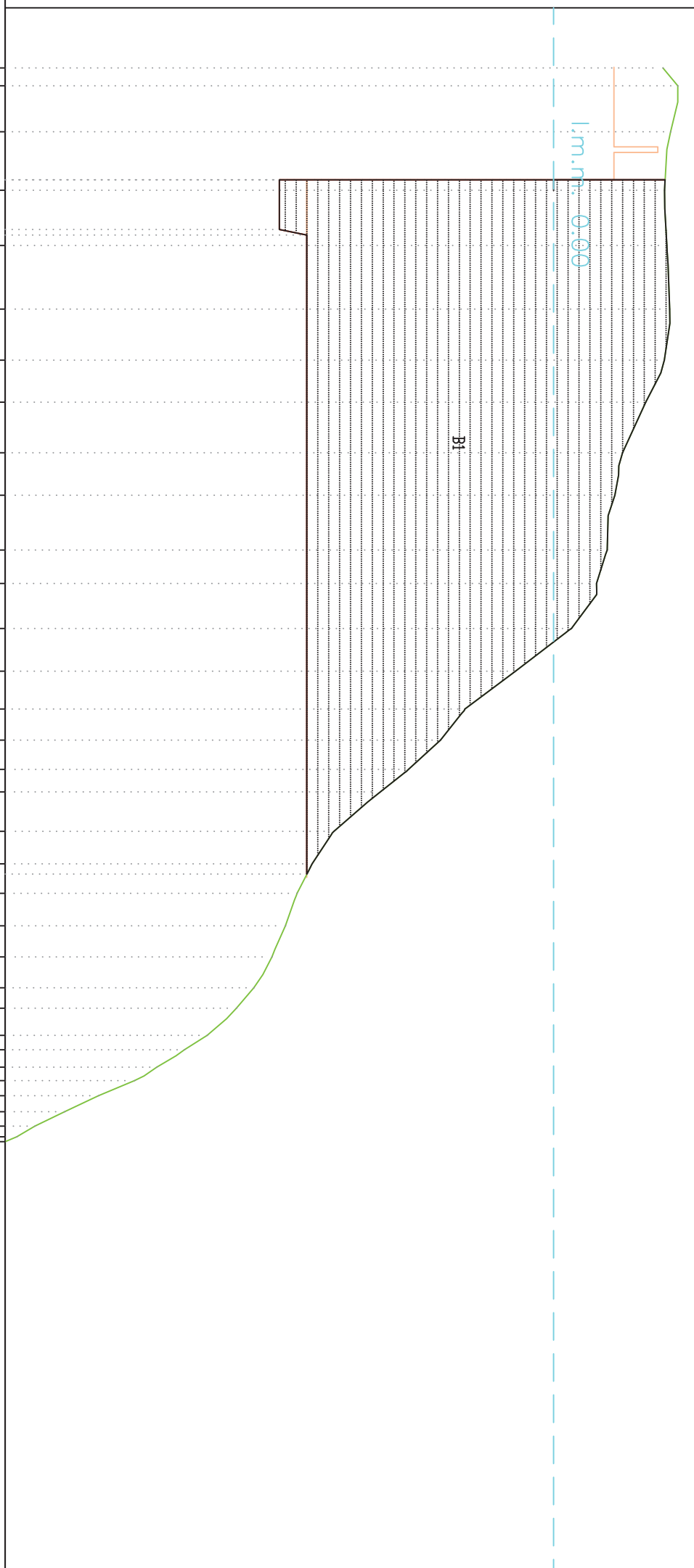
PROGRESSIVE
TERRENO

QUOTE
TERRENO

PROGRESSIVE
SCAVO

QUOTE
SCAVO

1000
200



3.99	10.95		
4.53	14.23		
4.27	22.59		
4.05	33.28		
4.13	43.34		
4.23	54.94		
4.04	64.25		
3.36	71.91		
2.51	81.15		
2.23	88.91		
1.96	98.89		
1.57	104.97		
0.65	113.21		
-1.39	120.98		
-3.24	127.89		
-4.13	133.54		
-5.29	138.90		
-6.32	142.98		
-8.01	150.20		
-8.81	156.14		
-9.35	161.50		
-9.78	167.43		
-10.28	173.08		
-10.93	178.73		
-11.57	182.45		
-12.64	187.41		
-13.47	190.03		
-14.47	193.19		
-15.28	195.68		
-16.59	198.42		
-17.84	201.32		
-18.91	203.94		
-19.58	205.93		
-20.00	206.78		

-10.00
4.07

31.35
31.35

-10.00
-9.00

40.42
41.42

-9.00

157.99

B1

l.m.n.: 0.00

PROGRESSIVE TERRENO

PROGRESSIVE QUOTE TERRENO


PROGRESSIVE QUOTE SCAVO

PROGRESSIVE QUOTE SCAVO

1000
200

4.56	22.20
4.56	14.81
4.04	22.34
3.97	34.36
4.09	45.00
4.19	56.14
3.87	68.45
3.51	76.35
3.18	83.51
2.52	87.39
2.01	93.38
2.17	99.60
1.75	106.11
1.37	112.70
0.10	118.92
-2.46	129.63
-3.13	133.22
-3.96	137.49
-5.21	142.10
-5.83	144.52
-6.83	148.24
-7.36	150.16
-8.13	153.20
-9.04	158.99
-9.64	164.20
-10.12	169.74
-10.83	176.10
-11.49	180.48
-12.26	184.05
-12.89	186.53
-13.82	189.70
-15.06	193.93
-15.62	195.35
-17.59	199.91
-18.42	201.98
-20.00	205.58

4.56	-3.21
-9.01	37.51
-9.01	55.20
-9.01	158.81

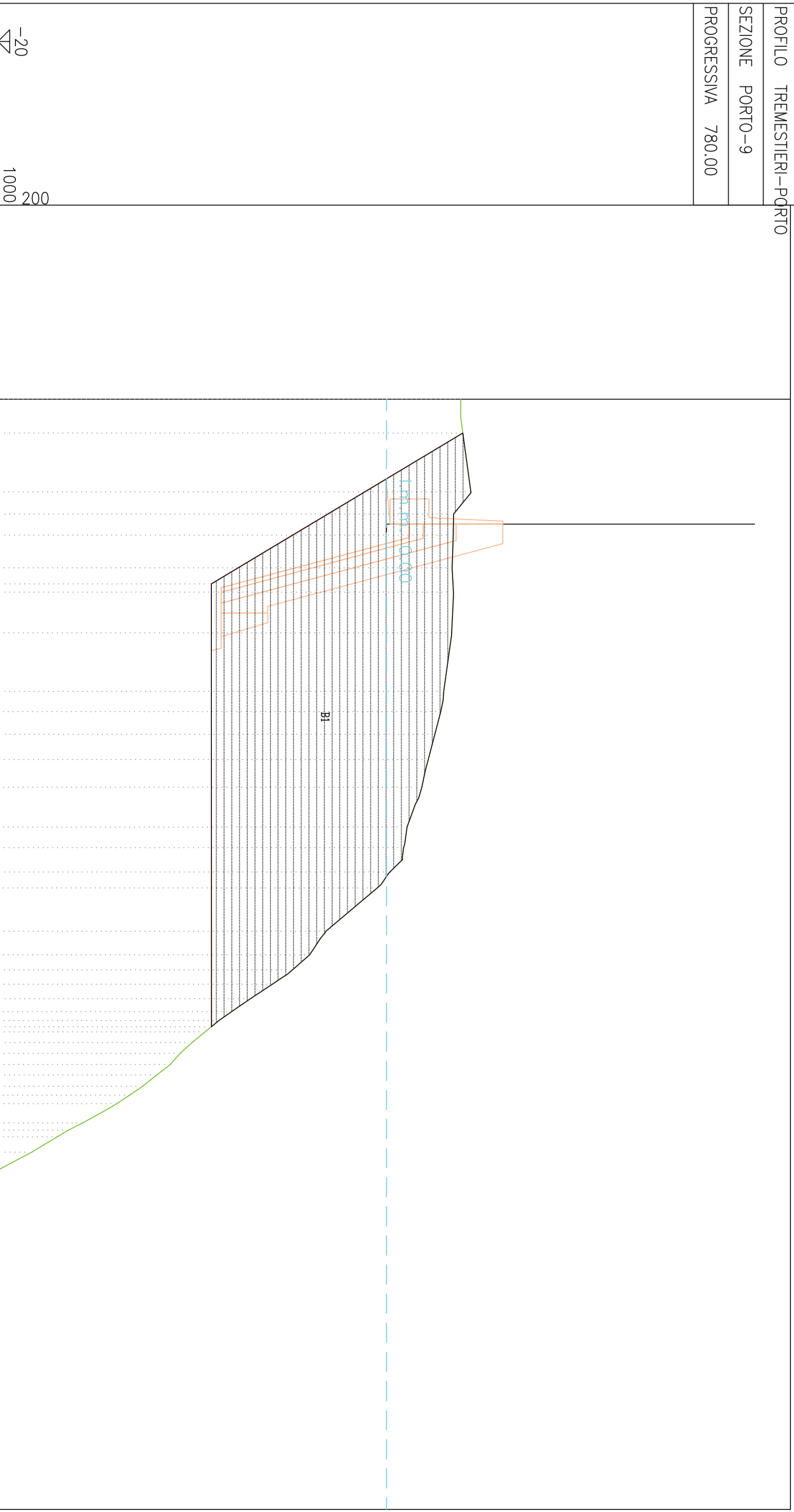


PROFILO TREMESTIERI-PORTO

SEZIONE PORTO-9

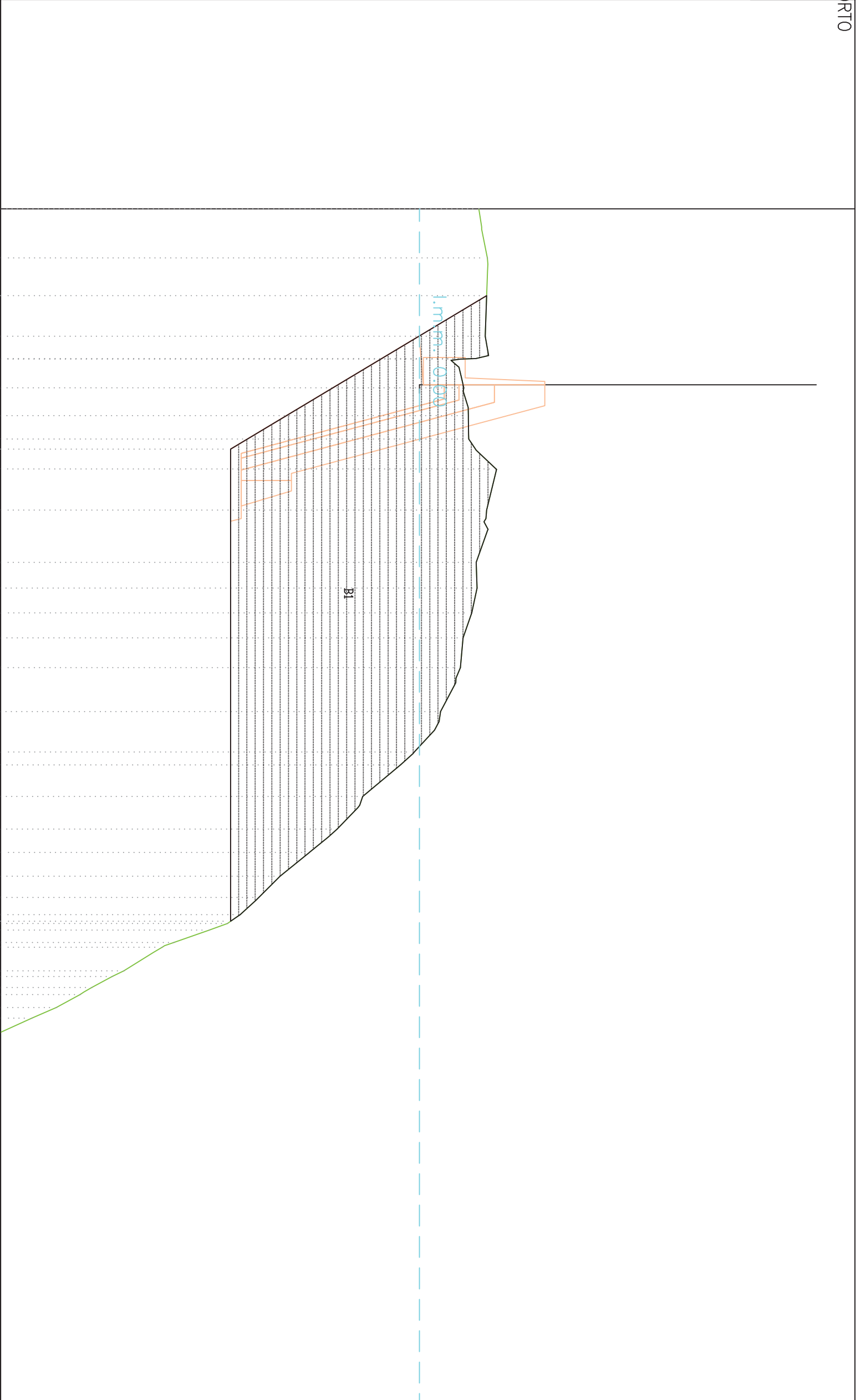
PROGRESSIVA 780.00

PROGRESSIVE TERRENO	QUOTE TERRENO	PROGRESSIVE SCAVO	QUOTE SCAVO
-20			
0.00	3.82		
23.86	4.35	8.72	3.93
29.59	3.46		
35.02	3.44		
43.45	3.38	47.56	-9.01
49.71	3.45		
60.17	3.35		
75.26	2.95		
80.45	2.80		
86.30	2.49		
92.82	2.15		
99.94	1.82		
110.22	1.05		
115.51	0.88		
121.81	0.17		
125.87	-0.48		
137.06	-3.12		
143.12	-3.95		
147.02	-4.85		
150.71	-5.88		
154.42	-7.01		
157.77	-7.98		
160.07	-8.62	61.66	-9.01
162.98	-9.34		
165.72	-10.01		
168.52	-10.63		
171.36	-11.13		
174.09	-11.82		
177.01	-12.56		
179.26	-13.23		
181.49	-13.88		
186.42	-15.64		
188.31	-16.37		
190.01	-16.96		
193.96	-18.27		
198.33	-19.91		
198.58	-20.00		



-20
1000
200

PROGRESSIVE TERRENO	QUOTE TERRENO	PROGRESSIVE SCAVO	QUOTE SCAVO
2.83	0.00		
3.24	11.72		
3.21	20.73		
3.14	30.44		
2.69	35.75		
1.93	35.91		
2.12	42.75		
2.34	49.41		
2.35	54.98		
-9.01	57.40		
3.66	62.15		
3.21	71.96		
2.71	84.47		
2.76	90.58		
2.50	96.53		
2.08	102.48		
1.96	109.59		
1.01	120.10		
-0.25	129.75		
-0.90	132.85		
-2.71	140.37		
-3.93	148.14		
-5.26	153.77		
-6.66	159.44		
-7.67	164.52		
-8.56	168.60		
-9.01	70.18		
-9.17	70.74		
-10.03	72.30		
-11.73	75.27		
-12.29	76.39		
-14.11	82.03		
-14.68	83.41		
-15.65	86.01		
-16.20	87.68		
-17.34	90.81		
-18.51	93.33		
-20.00	96.71		




PROGRESSIVE
TERRENO

QUOTE
TERRENO

PROGRESSIVE
SCAVO

QUOTE
SCAVO

PROGRESSIVE TERRENO	QUOTE TERRENO	PROGRESSIVE SCAVO	QUOTE SCAVO
12.76	3.32		
14.19	3.32		3.32
33.24	3.32		
41.32	3.29		-4.99
49.54	3.65		-5.00
55.03	2.86		
61.16	2.81		-9.00
75.27	2.87		
80.65	2.86		
91.74	2.81		
99.76	2.62		
107.57	2.63		
112.70	2.17		
119.86	1.06		
125.37	0.93		
129.52	0.11		
134.34	-0.77		
139.82	-1.94		
144.88	-2.96		
148.58	-3.49		
152.31	-4.30		
155.11	-4.91		
157.64	-5.56		
159.69	-6.12		
164.22	-7.11		
168.39	-8.10		
172.06	-9.34		
174.50	-10.80		-9.00
177.71	-12.43		
179.14	-13.07		
183.36	-15.05		
185.61	-16.17		
189.00	-18.09		
193.01	-19.96		
193.09	-20.00		



PROGRESSIVE
TERRENO


QUOTE
TERRENO

PROGRESSIVE
SCAVO

QUOTE
SCAVO

1000
200

2.22	20.38	2.22	20.38
-6.69	22.44	-6.69	22.44
2.08	30.55	2.08	30.55
-6.55	32.47	-6.55	32.47
-6.92	38.04	-6.92	38.04
-7.29	43.76	-7.29	43.76
-7.26	48.79	-7.26	48.79
-6.81	55.06	-6.81	55.06
3.63	70.32	3.63	70.32
0.50	70.41	0.50	70.41
0.00	80.32	0.00	80.32
0.50	80.32	0.50	80.32
0.00	81.11	0.00	81.11
-3.24	90.84	-3.24	90.84
-4.94	95.92	-4.94	95.92
-9.00	101.35	-9.00	101.35
3.32	105.99	3.32	105.99
2.88	112.96	2.88	112.96
2.31	118.10	2.31	118.10
0.90	136.59	0.90	136.59
0.06	142.07	0.06	142.07
-0.47	144.91	-0.47	144.91
-3.68	158.87	-3.68	158.87
-4.39	163.98	-4.39	163.98
-5.07	167.02	-5.07	167.02
-6.01	171.38	-6.01	171.38
-6.68	173.68	-6.68	173.68
-8.39	177.76	-8.39	177.76
-9.00	179.33	-9.00	179.33
10.06	181.06	10.06	181.06
12.18	184.97	12.18	184.97
12.84	186.19	12.84	186.19
14.14	188.51	14.14	188.51
14.89	189.90	14.89	189.90
16.61	192.96	16.61	192.96
18.46	196.27	18.46	196.27
20.00	199.09	20.00	199.09



PROGRESSIVE
TERRENO


QUOTE
TERRENO

PROGRESSIVE
SCAVO

QUOTE
SCAVO

1000
200

2.22	26.19	3.83	90.30
-5.90	28.45	0.50	90.38
-4.99	34.08	0.00	100.30
-5.48	39.62	0.50	100.30
-6.23	45.19	0.00	101.09
-6.48	50.37		
-6.51	56.29		
-6.34	63.70		
-5.99	69.42		
-6.25	74.81		
3.83	90.30	3.83	90.30
0.50	90.38	3.51	96.21
0.00	100.30	2.96	97.69
0.50	100.30		
0.00	101.09		
-4.94	15.90	3.26	108.61
-9.00	21.33	2.74	113.95
		2.28	125.58
		1.13	142.40
		-0.21	152.41
		-2.82	163.39
		-3.76	167.37
		-4.44	172.38
		-5.65	176.56
		-6.20	178.48
		-7.81	182.18
-9.00	84.32	-8.65	183.67
		-9.84	185.88
		-11.69	189.32
		-15.06	194.97
		-16.01	196.99
		-17.96	200.62
		-20.00	204.37



PROGRESSIVE
TERRENO

PROGRESSIVE
TERRENO

QUOTE
TERRENO

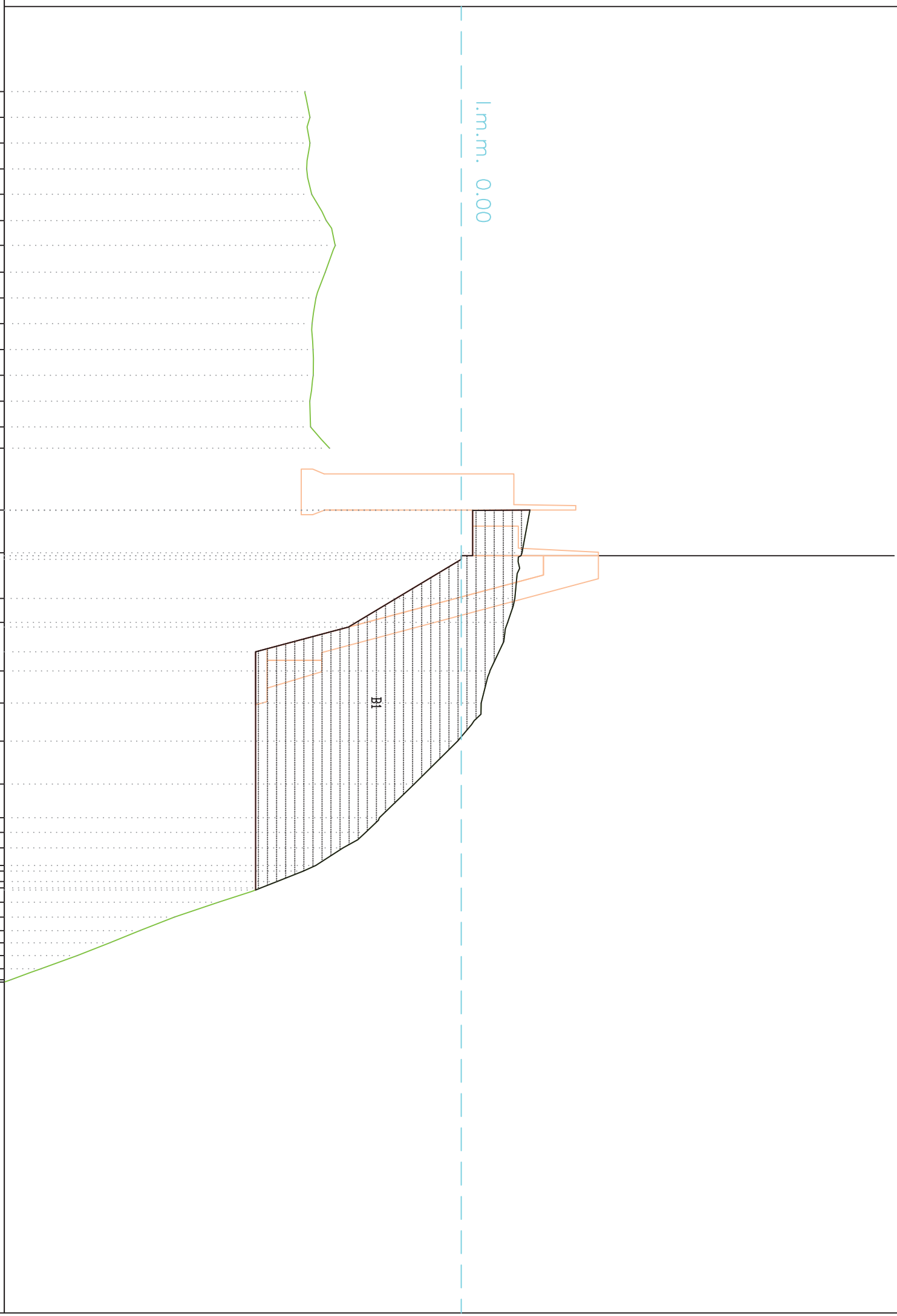
PROGRESSIVE
SCAVO

QUOTE
SCAVO

1000
200

-6.84	18.60
-6.62	24.25
-6.63	29.90
-6.77	35.54
-6.55	41.08
-5.91	46.84
-5.52	52.26
-5.95	58.14
-6.36	63.79
-6.53	69.43
-6.48	75.08
-6.48	80.73
-6.63	86.38
-6.60	92.03
-5.76	96.69
3.00	10.24
0.50	10.33
0.00	20.24
0.50	20.24
0.00	21.03
-4.94	35.84
-9.00	41.27
1.25	145.45
0.87	152.47
-0.17	160.84
-2.06	170.23
-3.58	177.60
-4.18	180.81
-5.17	184.17
-6.37	188.05
-6.91	189.26
-8.06	191.55
-9.00	192.96
-10.62	196.08
-12.56	199.35
-14.08	202.30
-15.39	205.00
-16.81	207.77
-18.39	210.65
-19.71	213.05
-20.00	213.57

3.00	10.24
0.50	10.33
0.00	20.24
0.50	20.24
0.00	21.03
-4.94	35.84
-9.00	41.27
-9.00	93.41




PROGRESSIVE
TERRENO

QUOTE
TERRENO

PROGRESSIVE
SCAVO

QUOTE
SCAVO

1000
200



PROGRESSIVE
TERRENO


QUOTE
TERRENO

PROGRESSIVE
SCAVO

QUOTE
SCAVO

1000
200

-6.07	32.40		
-5.55	39.12		
-5.93	45.14		
-6.16	50.22		
-6.22	55.89		
-6.34	61.48		
-6.32	66.64		
-6.01	73.38		
-6.02	81.14		
-6.22	86.78		
-4.61	92.43		
-3.52	97.19		
1.33	140.72	1.33	140.72
0.50	140.81		
0.00	150.72		
0.50	150.72		
0.00	151.51		
1.33	158.55		
-4.94	166.32	1.45	163.83
-9.00	171.75	1.20	170.62
		0.56	174.95
		-0.06	179.05
		-1.47	184.64
		-3.89	192.50
		-4.66	194.62
		-5.25	198.33
		-5.91	199.75
-9.00	206.00	-8.18	204.34
		-8.85	205.73
		-10.98	209.44
		-11.83	211.05
		-14.74	216.24
		-18.06	222.35
		-19.07	224.25
		-20.00	225.99



PROGRESSIVE
TERRENO

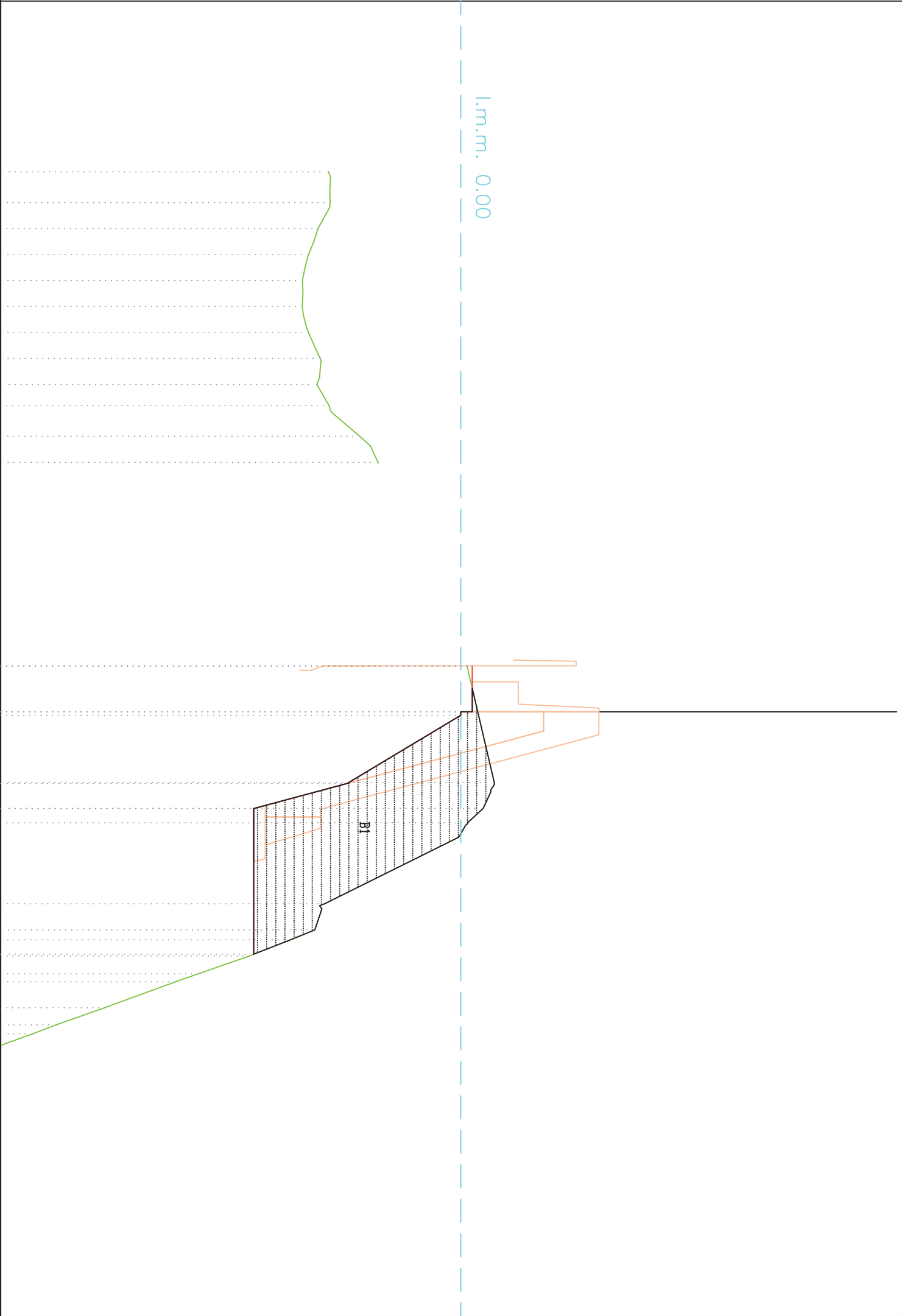
QUOTE
TERRENO

PROGRESSIVE
SCAVO

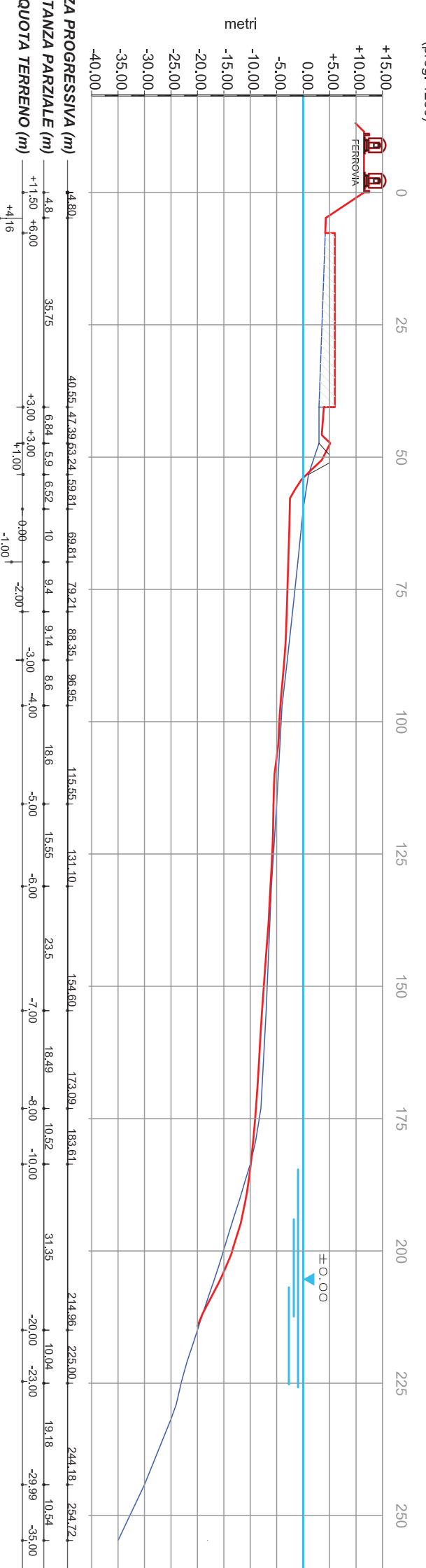
QUOTE
SCAVO

1000
200

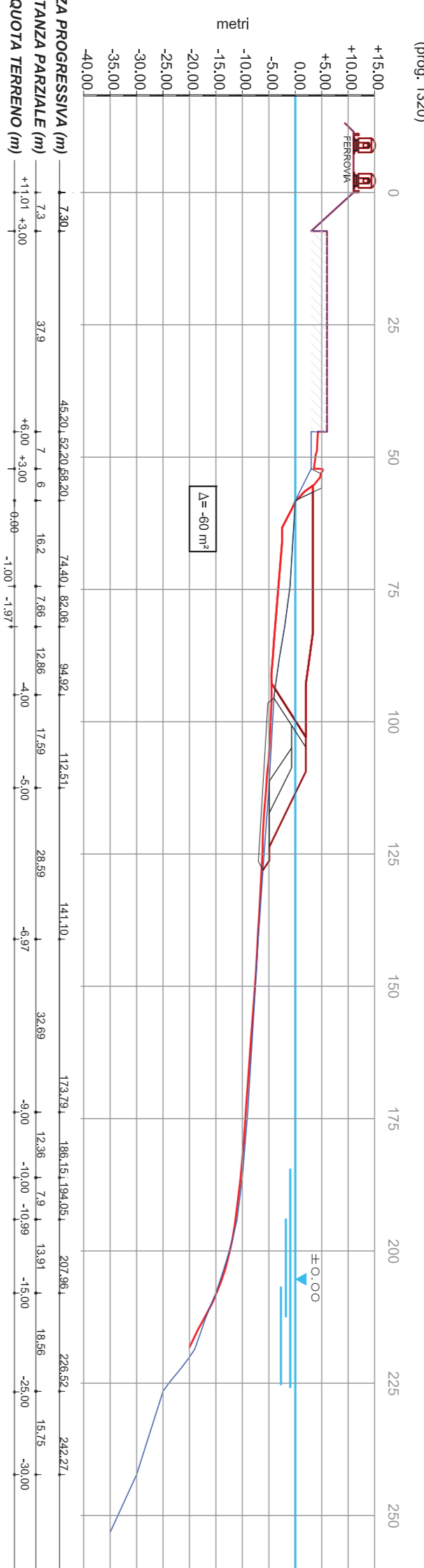
-5.75	37.12		
-5.68	43.79		
-6.21	49.44		
-6.63	55.09		
-6.88	60.74		
-6.90	66.39		
-6.62	72.03		
-6.11	77.68		
-6.26	83.33		
-5.73	87.97		
-4.40	94.63		
-3.60	100.28		
0.50	144.59	0.27	144.50
0.00	154.50		
0.50	154.50		
0.00	155.29		
-4.94	170.10	1.46	169.89
-9.00	175.53	0.98	175.51
		0.30	178.66
		-5.92	196.24
		-6.34	201.95
		-7.40	204.07
-9.00	207.22	-9.20	207.60
		-11.42	211.48
		-12.41	213.25
		-15.48	218.86
		-17.59	222.59
		-18.62	224.54
		-20.00	227.04



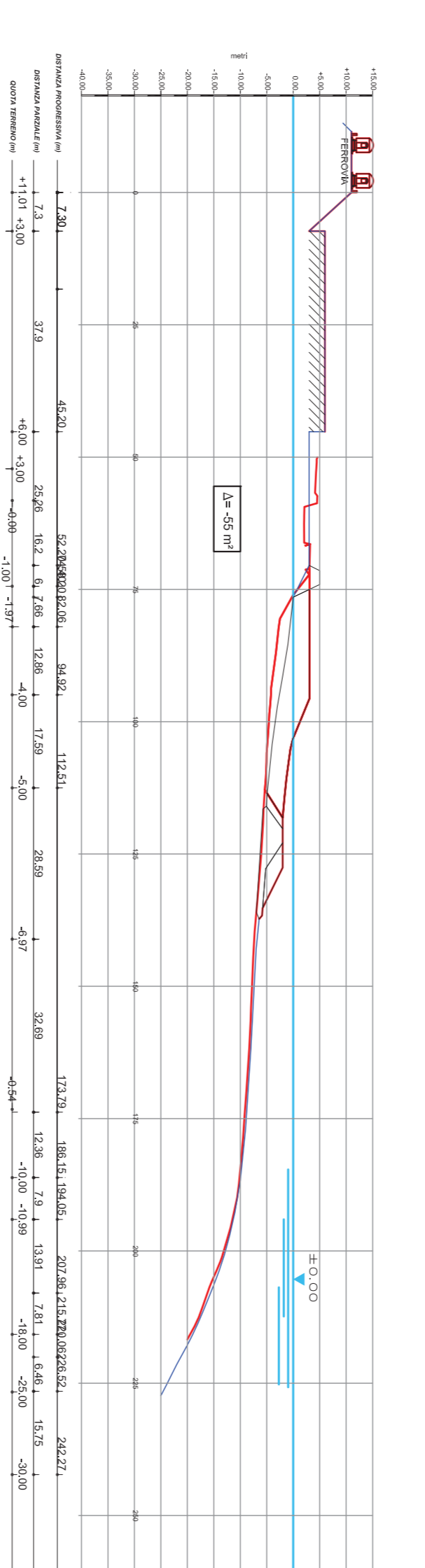
SEZIONE 14
(prop. 1230)



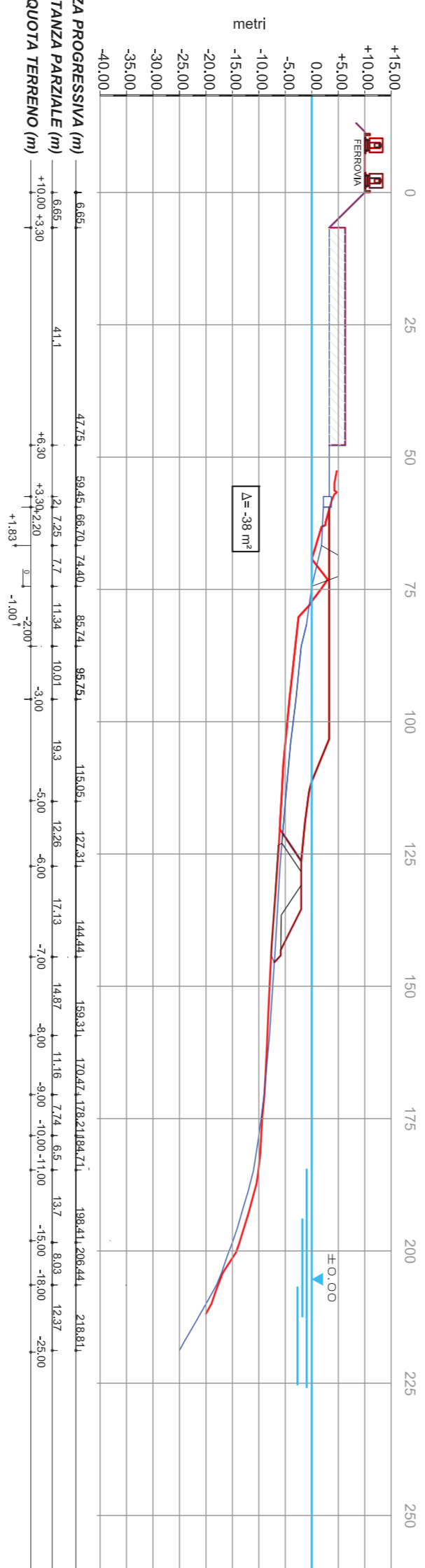
SEZIONE 15
(prop. 1320)



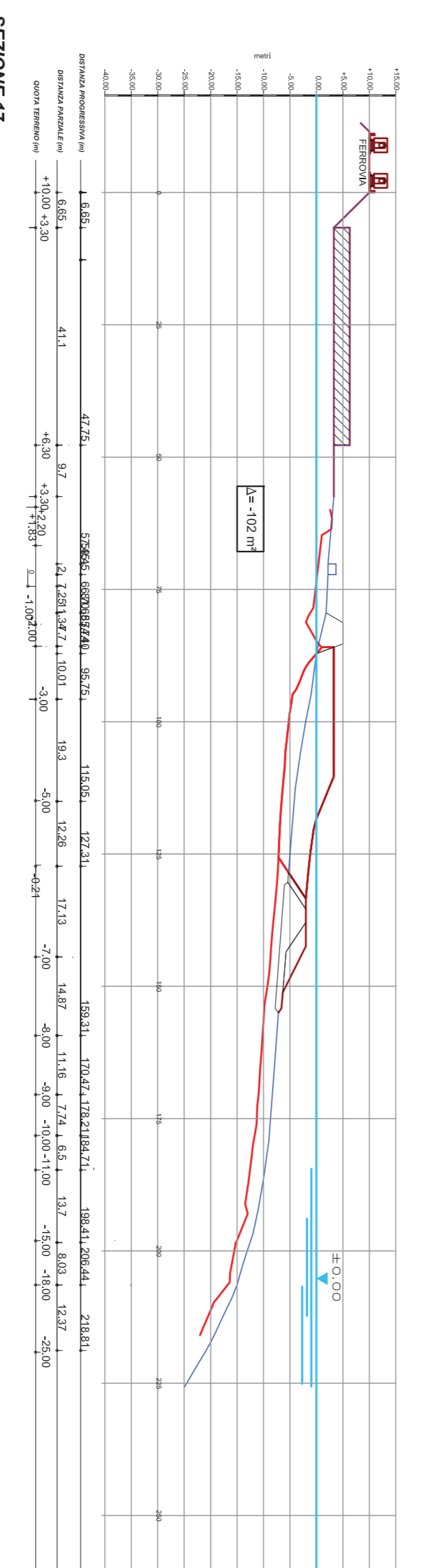
SEZIONE 16
(prop. 1435)



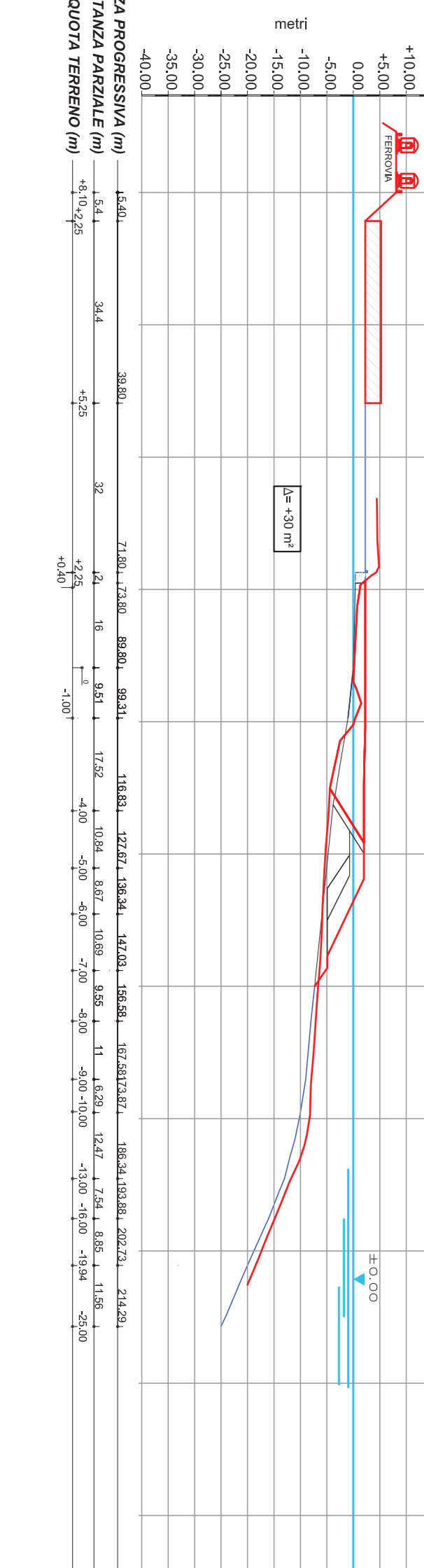
SEZIONE 17
(prop. 1550)



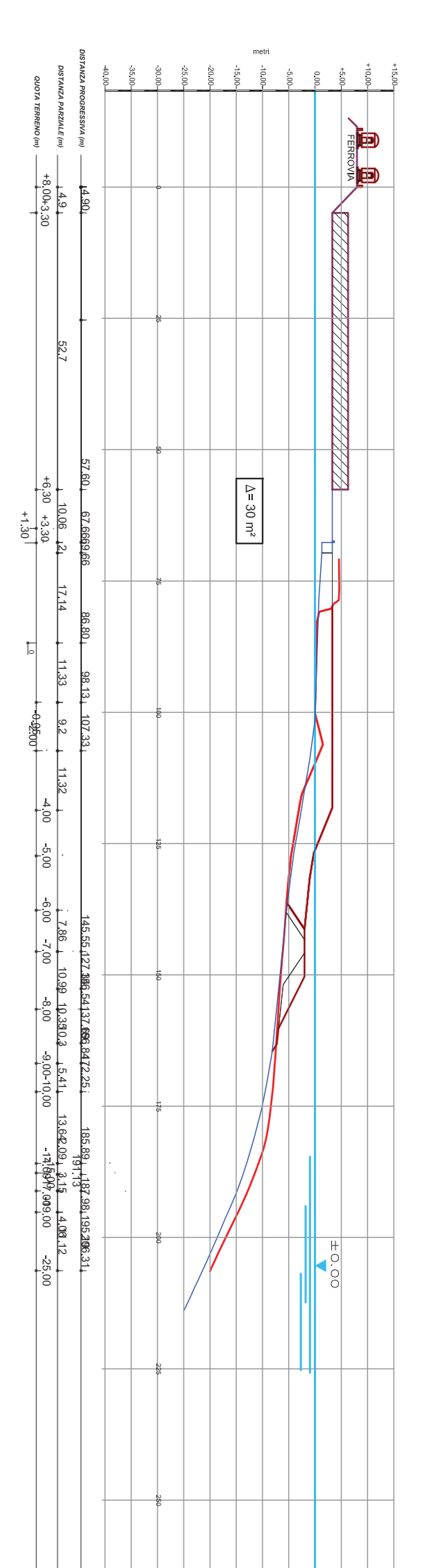
SEZIONE 18
(prop. 1590)



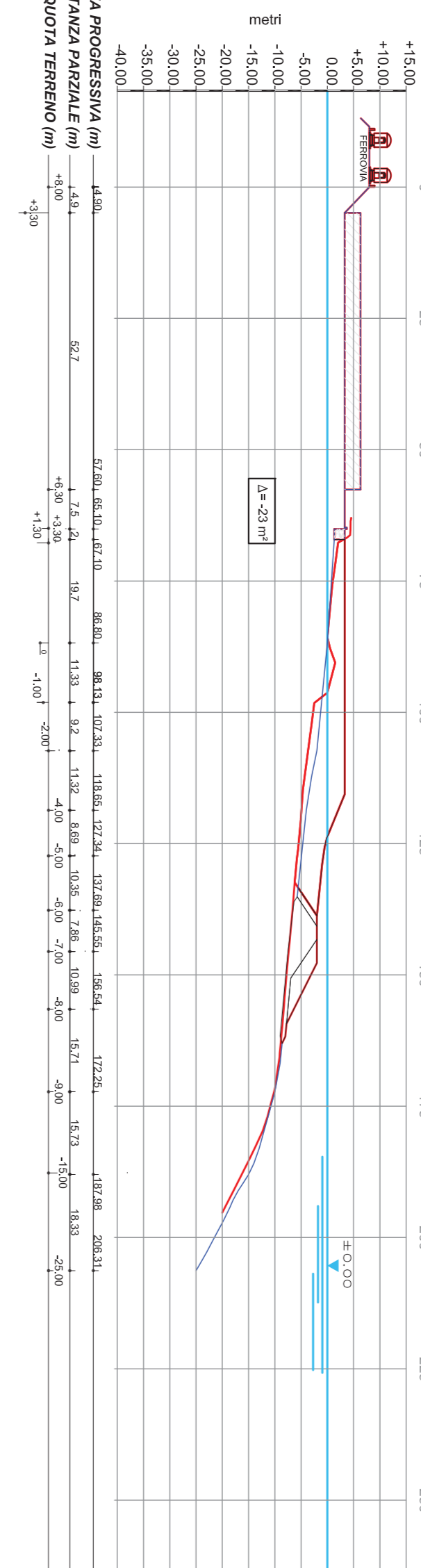
SEZIONE 19
(prop. 1760)



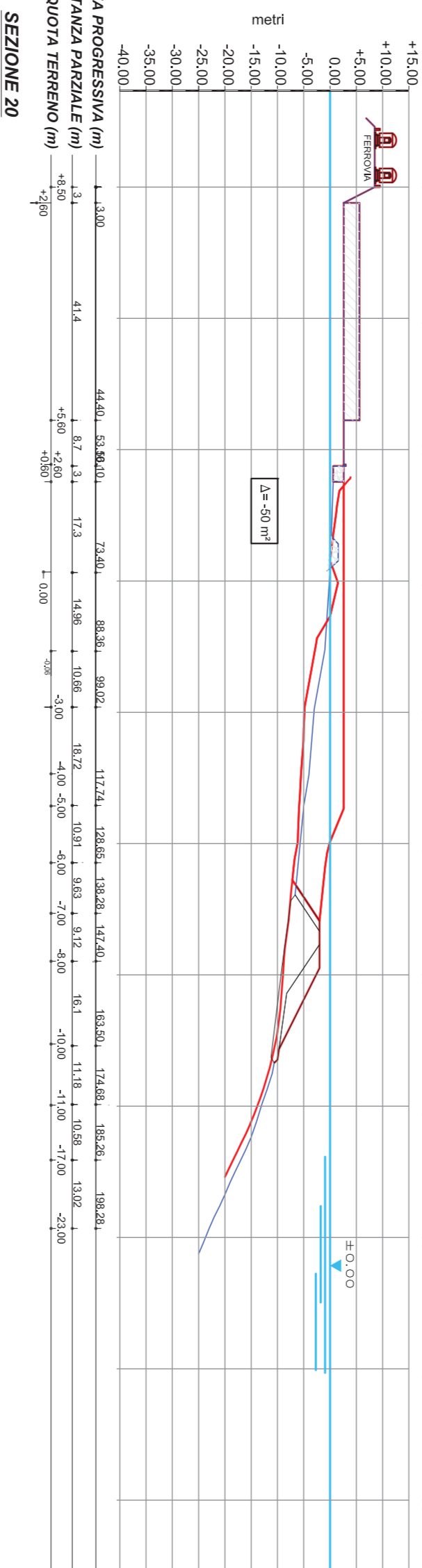
SEZIONE 17a
(prop. 1470)



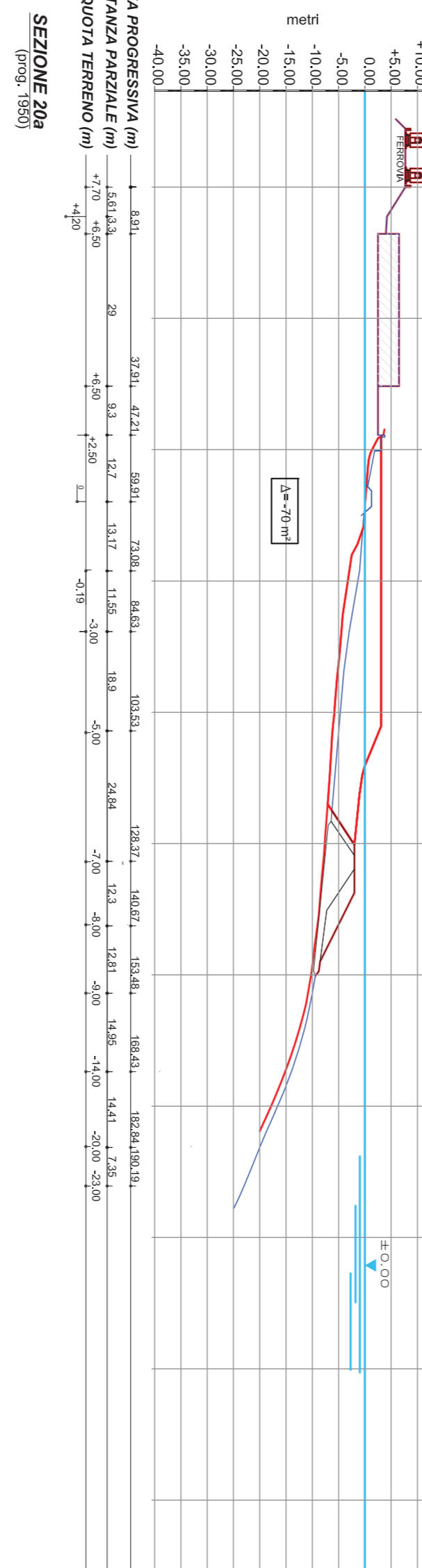
SEZIONE 18a
(prop. 1550)



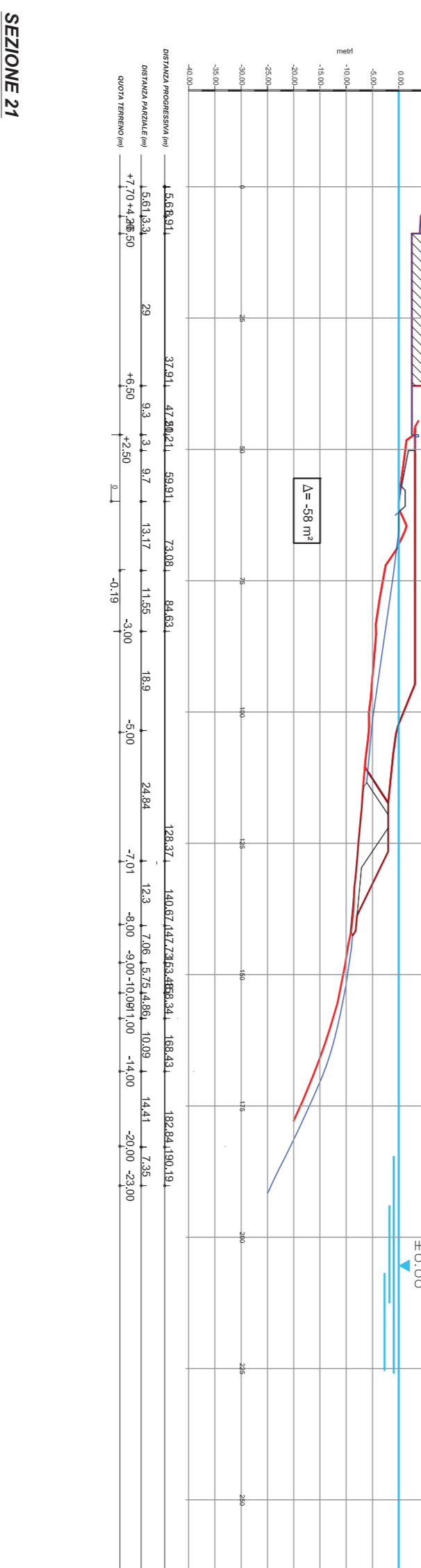
SEZIONE 19a
(prop. 1760)



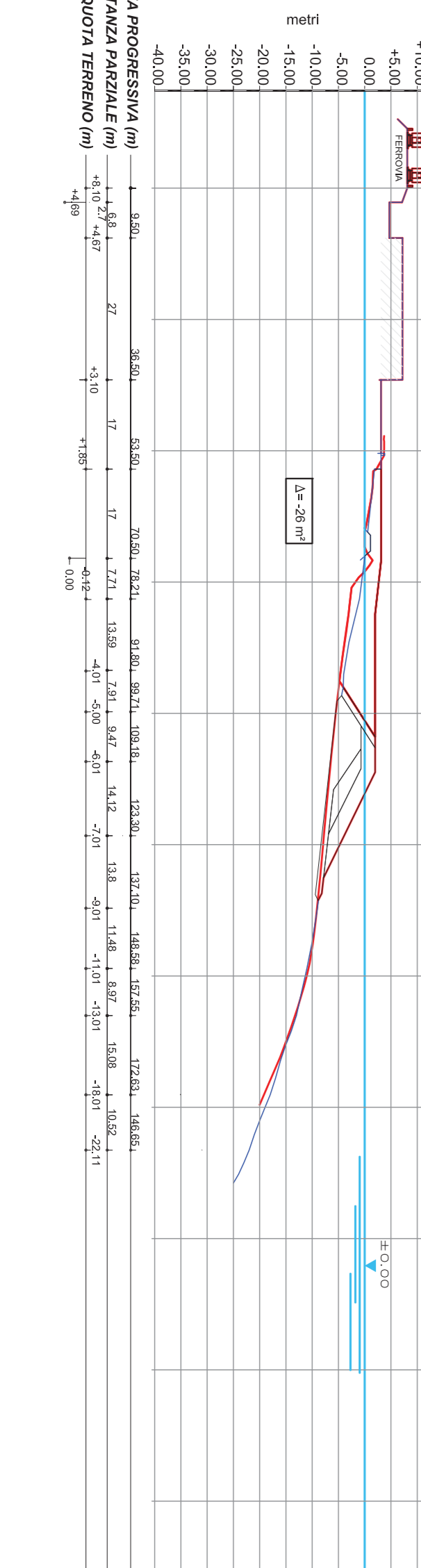
SEZIONE 20
(prop. 1870)



SEZIONE 20a
(prop. 1930)



SEZIONE 21
(prop. 2000)



LEGENDA

- Profilo rilevii 2013
- Profilo 2008
- Sezione ripascimento di progetto
- ▽ Variazione di area di spiaggia 2013-2008 (m² -negativo= erosione)

NOTA

Per l'ubicazione sezioni vedi tavola del rilievo 2013

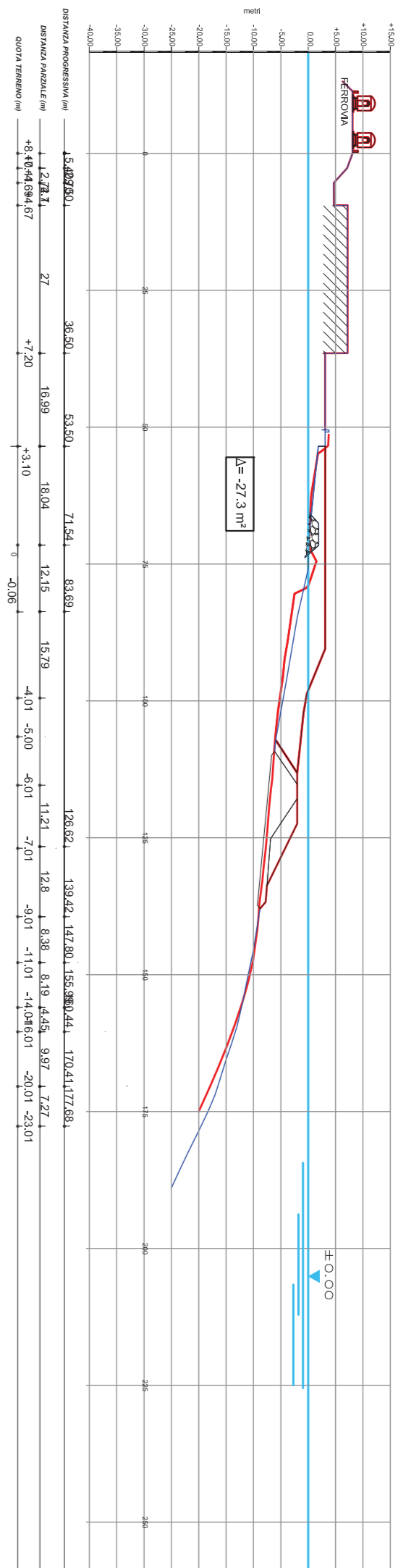
BOZZA

TREMESTIERI

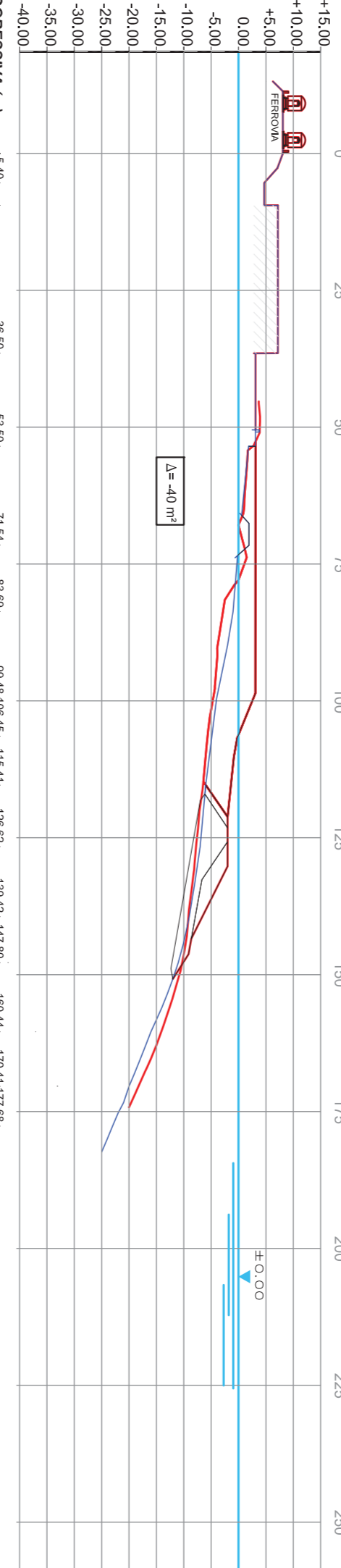
ZONA DI RIPASCIMENTO PROTETTO
(foglio 1 di 2)

Dic. 2013

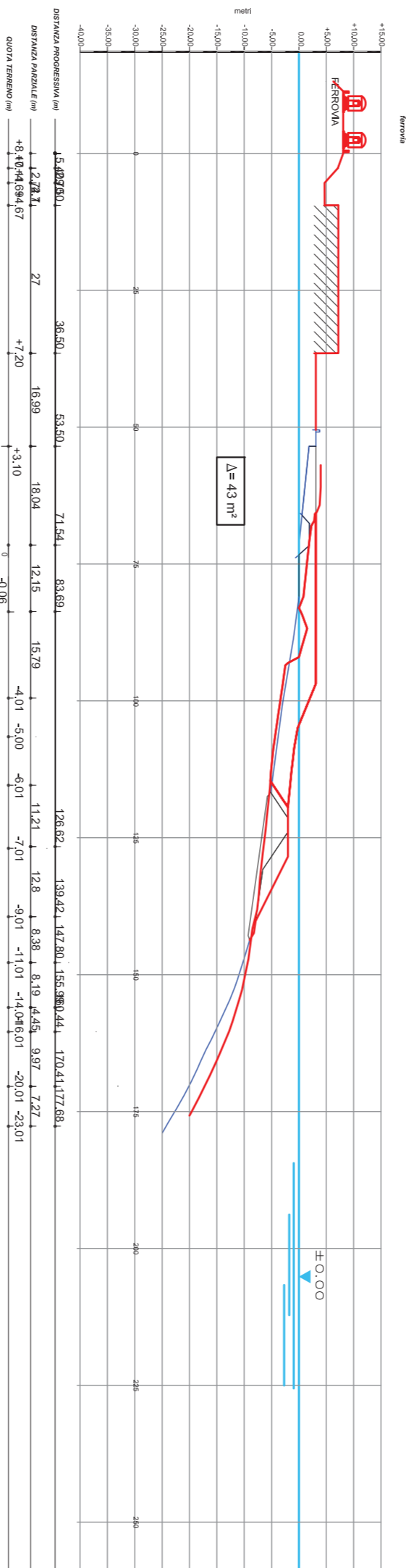
SEZIONE 219
(prog. 2050)



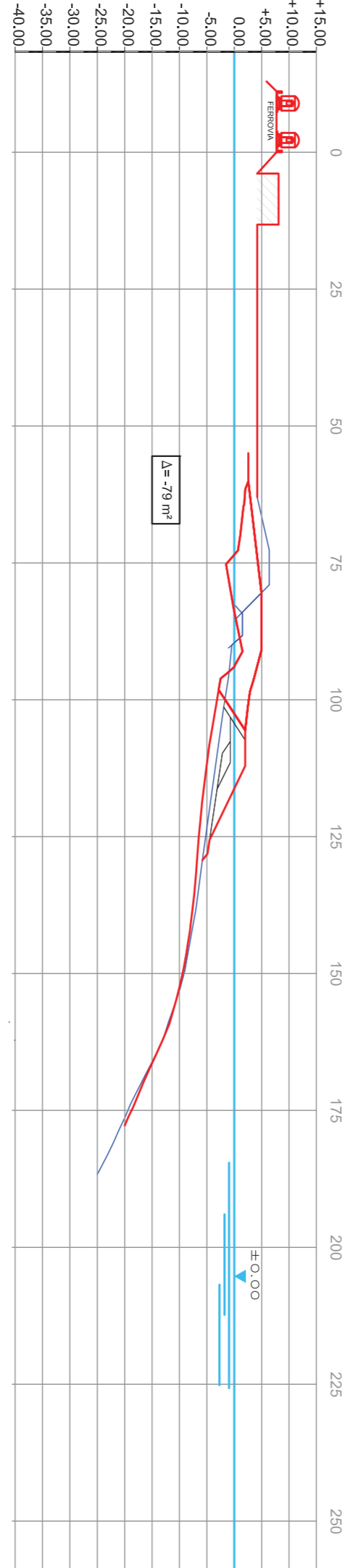
SEZIONE 22
(prog. 2193)



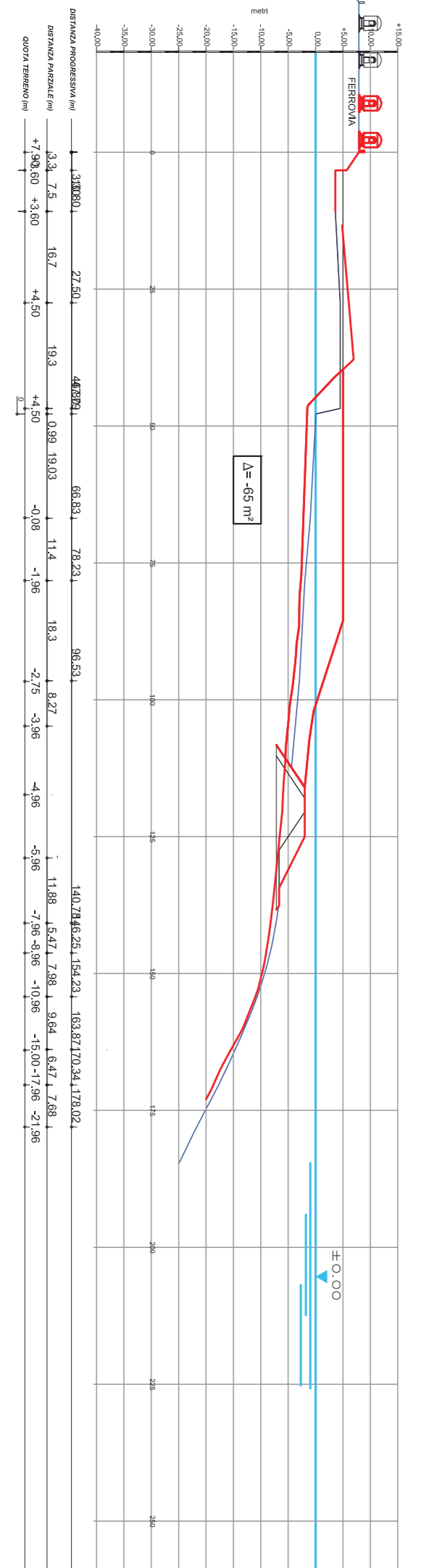
SEZIONE 223
(prog. 2203)



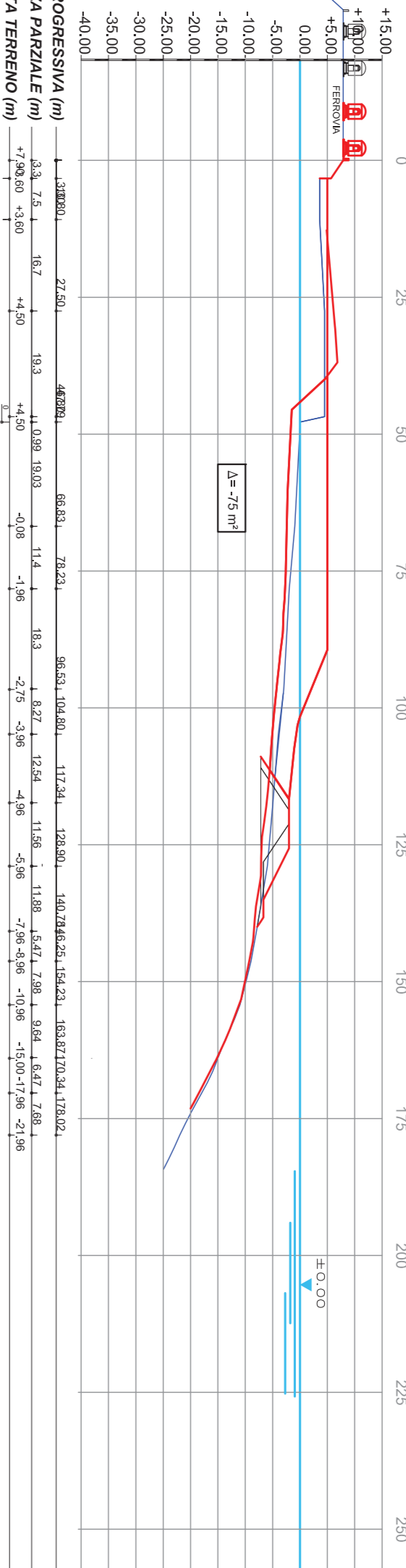
SEZIONE 23
(prog. 2283)



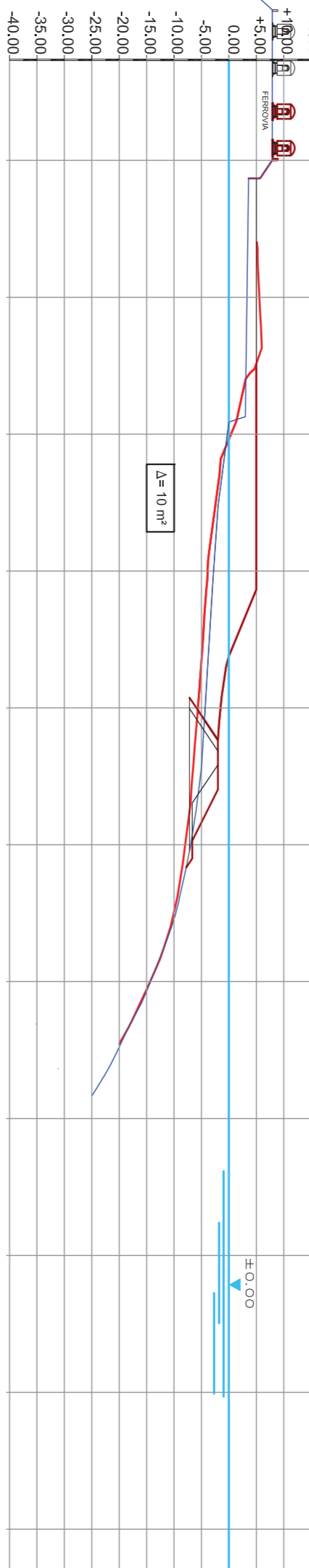
SEZIONE 239
(prog. 2303)



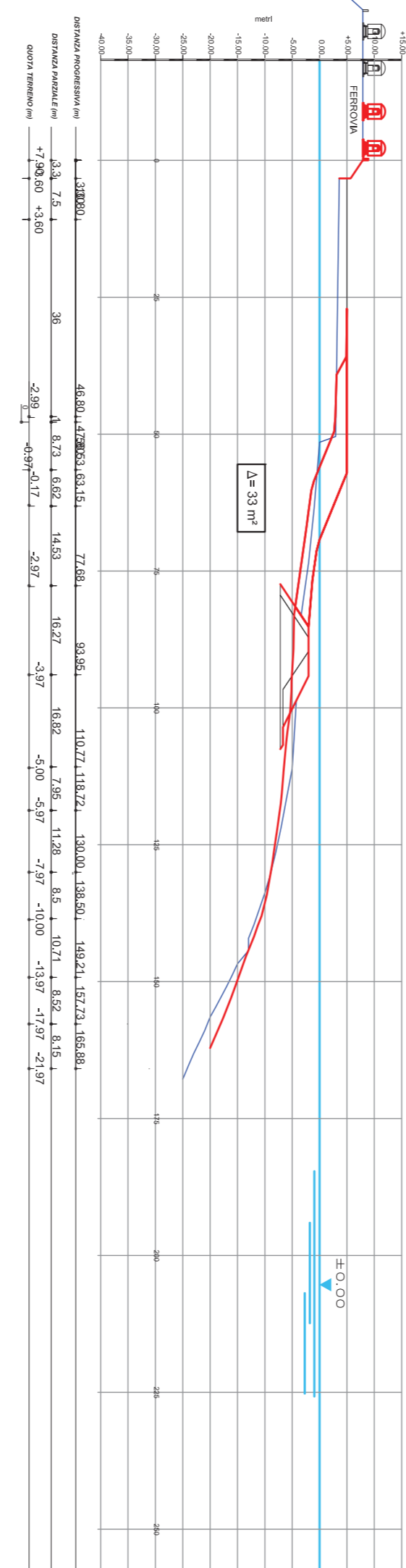
SEZIONE 24
(prog. 2383)



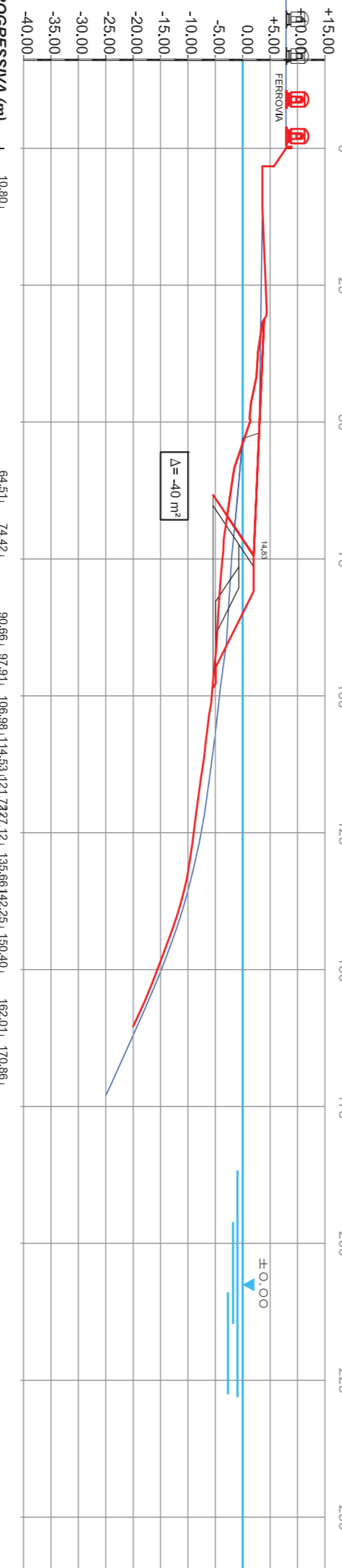
SEZIONE 25
(prog. 2493)



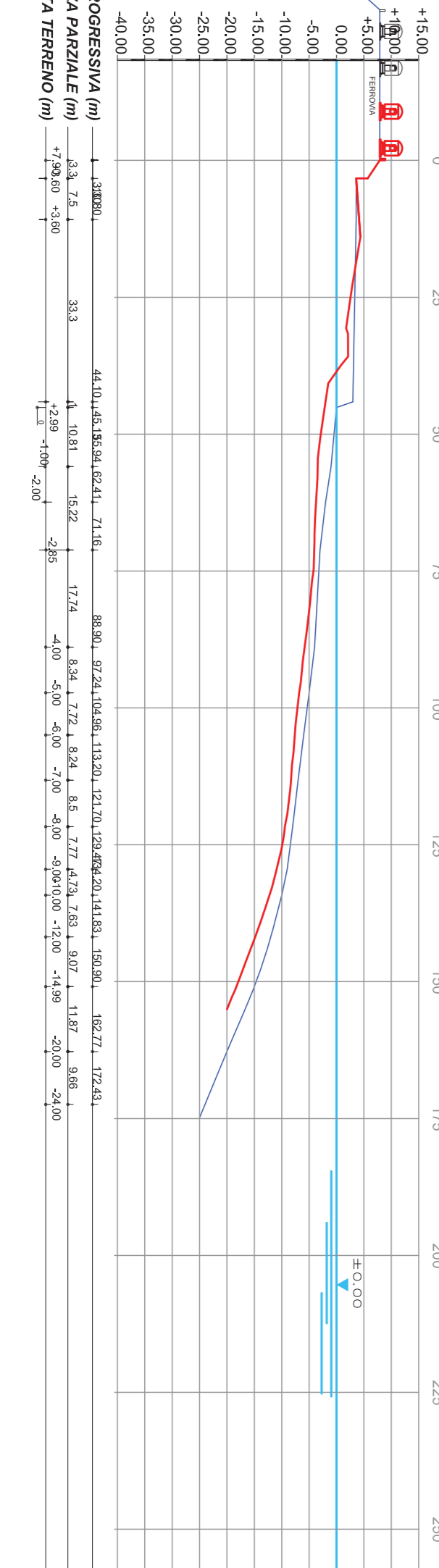
SEZIONE 258
(prog. 2593)



SEZIONE 26
(prog. 2593)



SEZIONE 27
(prog. 2593)



LEGENDA

- Profilo rilievo 2013
- Profilo 2008
- Sezione ripascimento di progetto
- △ Variazione di area di spiaggia 2013-2008 (m², negativo= erosione)


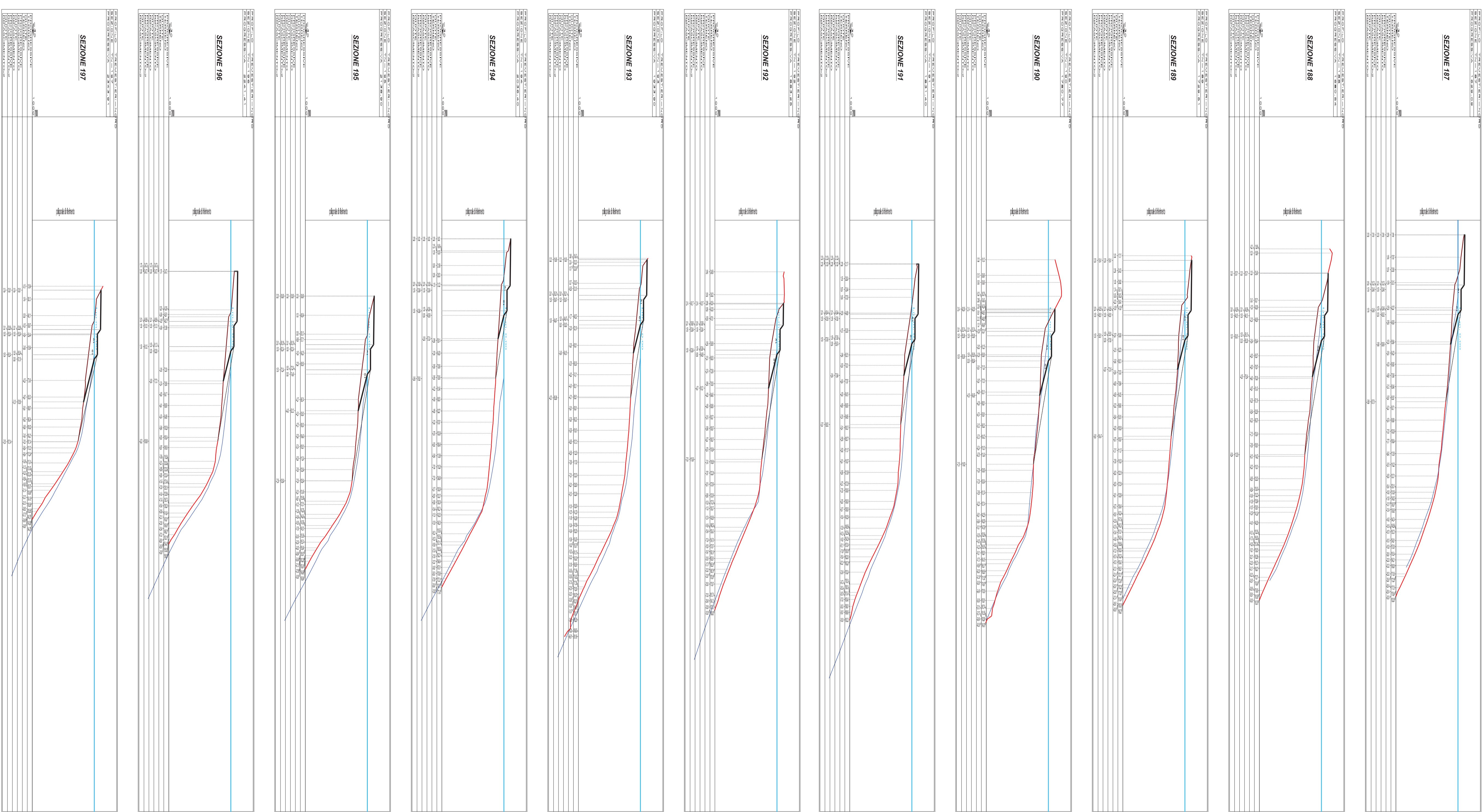
NOTA

Per l'ubicazione sezioni vedi tavole del rilievo 2013

BOZZA

TREMESTIERI
ZONA DI RIPASCIMENTO PROTETTO
(foglio 2 di 2)

Dic. 2013



LEGENDA

- Profilo rilievo 2013
- Profilo 2009
- Sistema vesamento di progetto

NOTA

Per l'ubicazione sezioni vedi tavolo del rilievo 2013

BOZZA

TREMESTIERI

ZONA DI RIPASCIMENTO NON PROTETTO

Dic. 2013