

SCAVO	2,88 m ²
SCAVO GRADONATURA	1,14 m ²
SCOTTICO	1,19 m ²
RELEVATO PROVVISORIO	18,19 m ²
MISTO STABILIZZATO	3,10 m ²
RIAMOZIONE RELEVATO PROVVISORIO	20,05 m ²
TERRENO VEGETALE	18,41 m ²

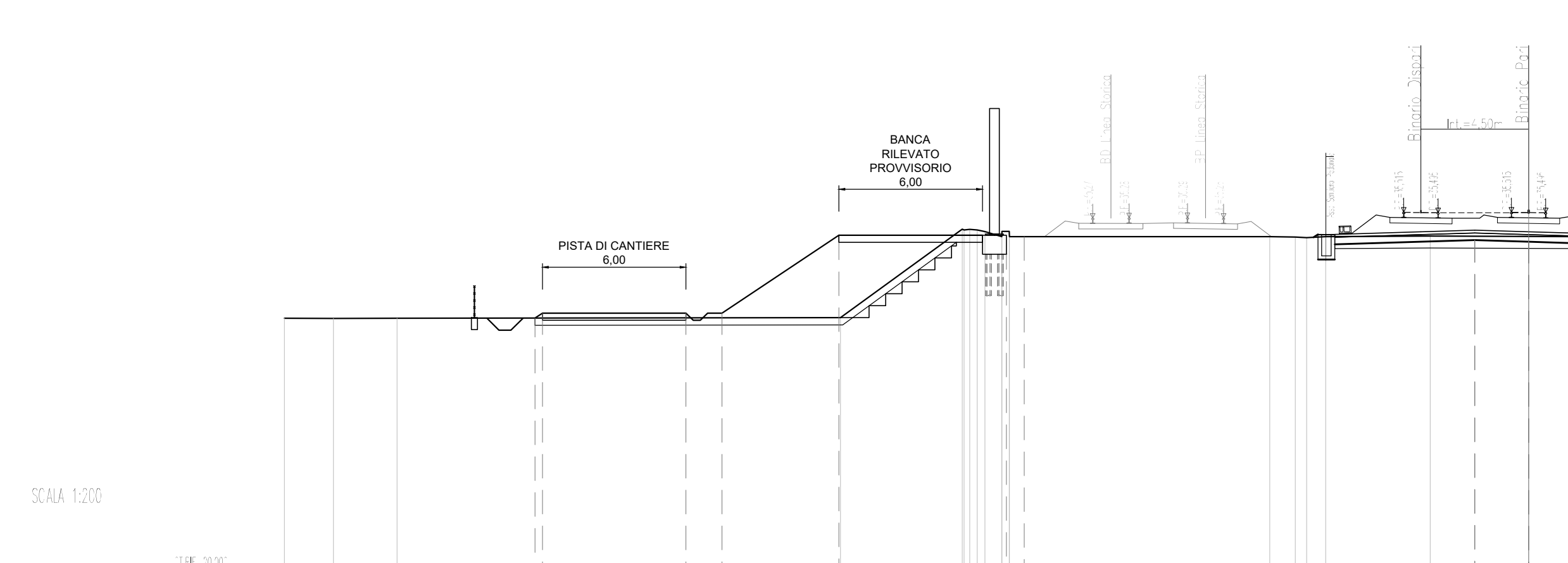
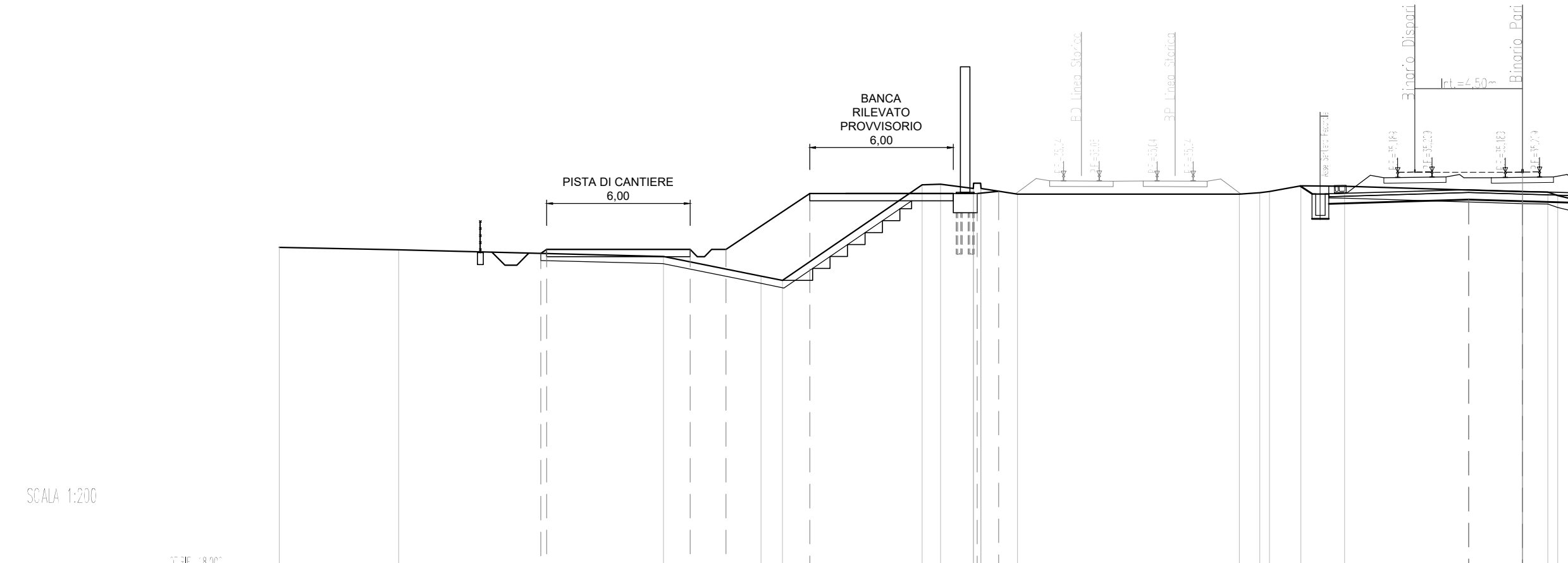
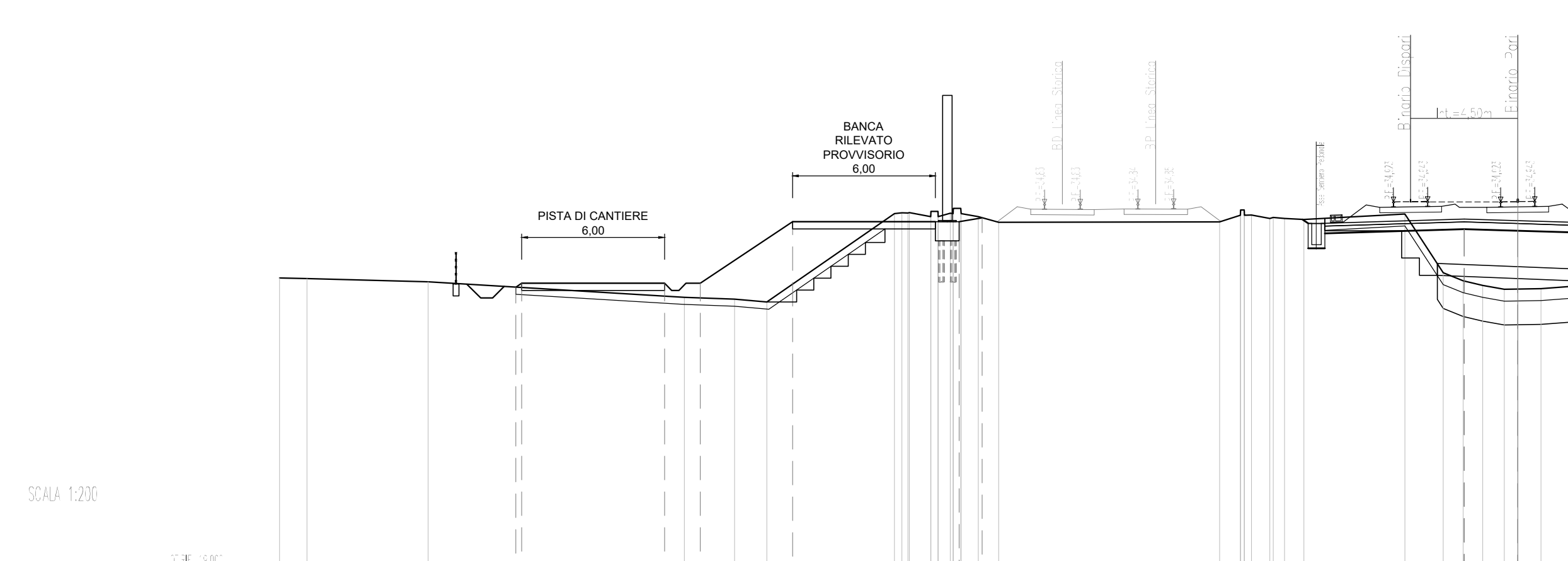
SEZIONE N. 1945-4
DIST.PROG.: 27840,00

SCAVO	1,86 m ²
SCAVO GRADONATURA	1,19 m ²
SCOTTICO	1,19 m ²
RELEVATO PROVVISORIO	18,19 m ²
MISTO STABILIZZATO	3,10 m ²
RIAMOZIONE RELEVATO PROVVISORIO	20,05 m ²
TERRENO VEGETALE	18,41 m ²

SEZIONE N. 1945-7
DIST.PROG.: 27950,00

SCAVO	1,00 m ²
SCAVO GRADONATURA	1,05 m ²
SCOTTICO	1,19 m ²
RELEVATO PROVVISORIO	22,05 m ²
MISTO STABILIZZATO	3,10 m ²
RIAMOZIONE RELEVATO PROVVISORIO	24,84 m ²
TERRENO VEGETALE	19,05 m ²

SEZIONE N. 1945-10
DIST.PROG.: 28030,56



QUOTE TERRENO	-52,000	-31,732	-45,700	-31,585	-30,000	-30,017	-32,860	-30,842	-31,524	-30,723	-26,180	-34,420	-25,872	-34,403	-11,640	-34,380	-10,412	-34,321	-8,770	-34,302	-4,742	-34,412	-2,200	-33,730	-1,468	-33,420	-0,000	-33,313	0,000	-33,256	0,000	-33,284
DISTANZE TERRENO	-52,000	-50,868	-45,700	-30,000	-32,860	-31,508	-32,860	-30,842	-31,524	-30,723	-26,180	-34,420	-25,872	-34,403	-11,640	-34,380	-10,412	-34,321	-8,770	-34,302	-4,742	-34,412	-2,200	-33,730	-1,468	-33,420	-0,000	-33,313	0,000	-33,256	0,000	-33,284
QUOTE RILEVATO			-42,075	-31,547	-30,000	-31,508	-32,860	-30,842	-31,524	-30,723	-26,180	-34,420	-25,872	-34,403	-11,640	-34,380	-10,412	-34,321	-8,770	-34,302	-4,742	-34,412	-2,200	-33,730	-1,468	-33,420	-0,000	-33,313	0,000	-33,256	0,000	-33,284
DIST.RILEVATO			-42,075	-31,547	-30,000	-31,508	-32,860	-30,842	-31,524	-30,723	-26,180	-34,420	-25,872	-34,403	-11,640	-34,380	-10,412	-34,321	-8,770	-34,302	-4,742	-34,412	-2,200	-33,730	-1,468	-33,420	-0,000	-33,313	0,000	-33,256	0,000	-33,284

QUOTE TERRENO	-52,000	-32,051	-47,000	-31,645	-35,000	-31,671	-31,645	-30,850	-30,850	-30,850	-25,111	-34,664	-24,241	-34,656	-11,844	-34,290	-10,860	-34,287	-8,205	-34,423	-7,238	-34,408	-2,200	-34,044	-0,000	-33,979	0,000	-34,379	0,000	-34,303	0,000	-34,293
DISTANZE TERRENO	-52,000	-50,868	-47,000	-31,645	-35,000	-31,671	-31,645	-30,850	-30,850	-30,850	-25,111	-34,664	-24,241	-34,656	-11,844	-34,290	-10,860	-34,287	-8,205	-34,423	-7,238	-34,408	-2,200	-34,044	-0,000	-33,979	0,000	-34,379	0,000	-34,303	0,000	-34,293
QUOTE RILEVATO			-41,081	-31,708	-35,000	-31,671	-31,645	-30,850	-30,850	-30,850	-25,111	-34,664	-24,241	-34,656	-11,844	-34,290	-10,860	-34,287	-8,205	-34,423	-7,238	-34,408	-2,200	-34,044	-0,000	-33,979	0,000	-34,379	0,000	-34,303	0,000	-34,293
DIST.RILEVATO			-41,081	-31,708	-35,000	-31,671	-31,645	-30,850	-30,850	-30,850	-25,111	-34,664	-24,241	-34,656	-11,844	-34,290	-10,860	-34,287	-8,205	-34,423	-7,238	-34,408	-2,200	-34,044	-0,000	-33,979	0,000	-34,379	0,000	-34,303	0,000	-34,293

QUOTE TERRENO	-52,000	-31,089	-49,050	-31,680	-47,200	-31,684	-35,000	-31,500	-35,000	-31,500	-35,000	-31,500	-35,000	-31,500	-35,000	-31,500	-35,000	-31,500	-35,000	-31,500	-35,000	-31,500	-35,000	-31,500	-35,000	-31,500	-35,000	-31,500	-35,000	-31,500	-35,000	-31,500	-35,000
DISTANZE TERRENO	-52,000	-51,089	-49,050	-31,680	-47,200	-31,684	-35,000	-31,500	-35,000	-31,500	-35,000	-31,500	-35,000	-31,500	-35,000	-31,500	-35,000	-31,500	-35,000	-31,500	-35,000	-31,500	-35,000	-31,500	-35,000	-31,500	-35,000	-31,500	-35,000	-31,500	-35,000	-31,500	-35,000
QUOTE RILEVATO			-41,081	-31,708	-49,050	-31,680	-35,000	-31,500	-35,000	-31,500	-35,000	-31,500	-35,000	-31,500	-35,000	-31,500	-35,000	-31,500	-35,000	-31,500	-35,000	-31,500	-35,000	-31,500	-35,000	-31,500	-35,000	-31,500	-35,000	-31,500	-35,000	-31,500	-35,000
DIST.RILEVATO			-41,081	-31,708	-49,050	-31,680	-35,000	-31,500	-35,000	-31,500	-35,000	-31,500	-35,000	-31,500	-35,000	-31,500	-35,000	-31,500	-35,000	-31,500	-35,000	-31,500	-35,000	-31,500	-35,000	-31,500	-35,000	-31,500	-35,000	-31,500	-35,000	-31,500	-35,000

SCAVO	2,01 m ²
SCAVO GRADONATURA	1,19 m ²
SCOTTICO	1,19 m ²
RELEVATO PROVVISORIO	18,19 m ²
MISTO STABILIZZATO	3,10 m ²
RIAMOZIONE RELEVATO PROVVISORIO	20,05 m ²
TERRENO VEGETALE	18,54 m ²

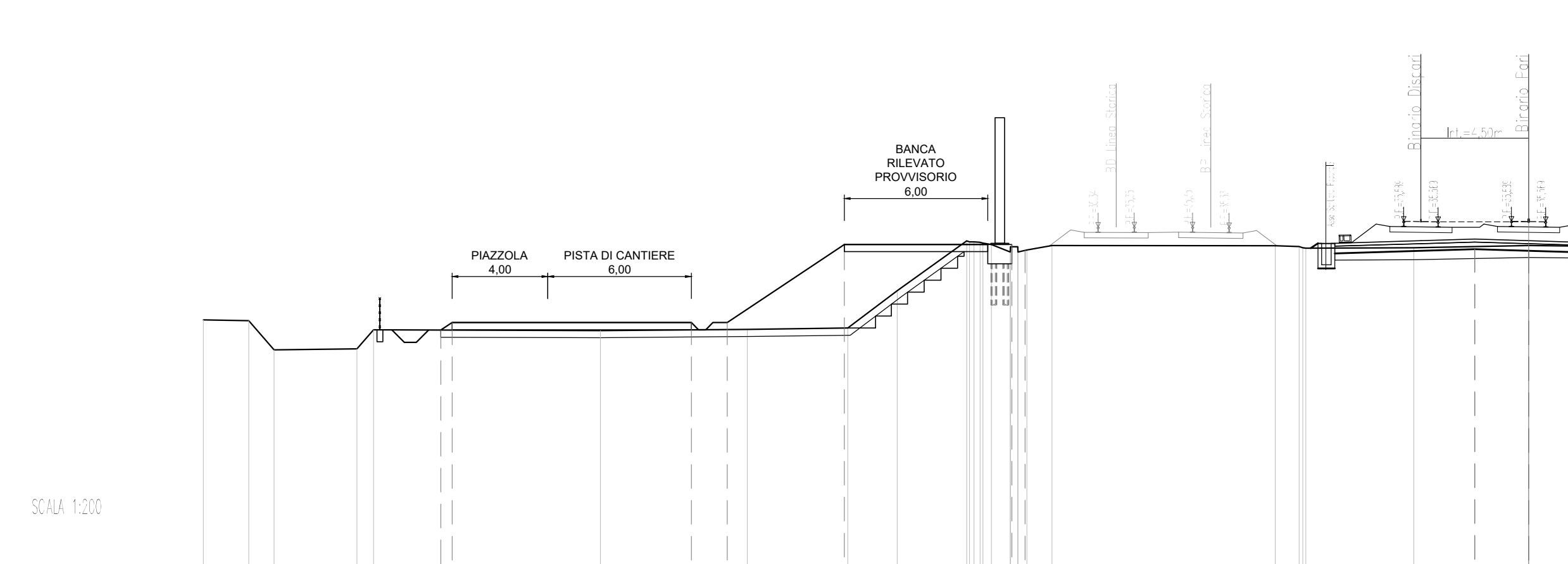
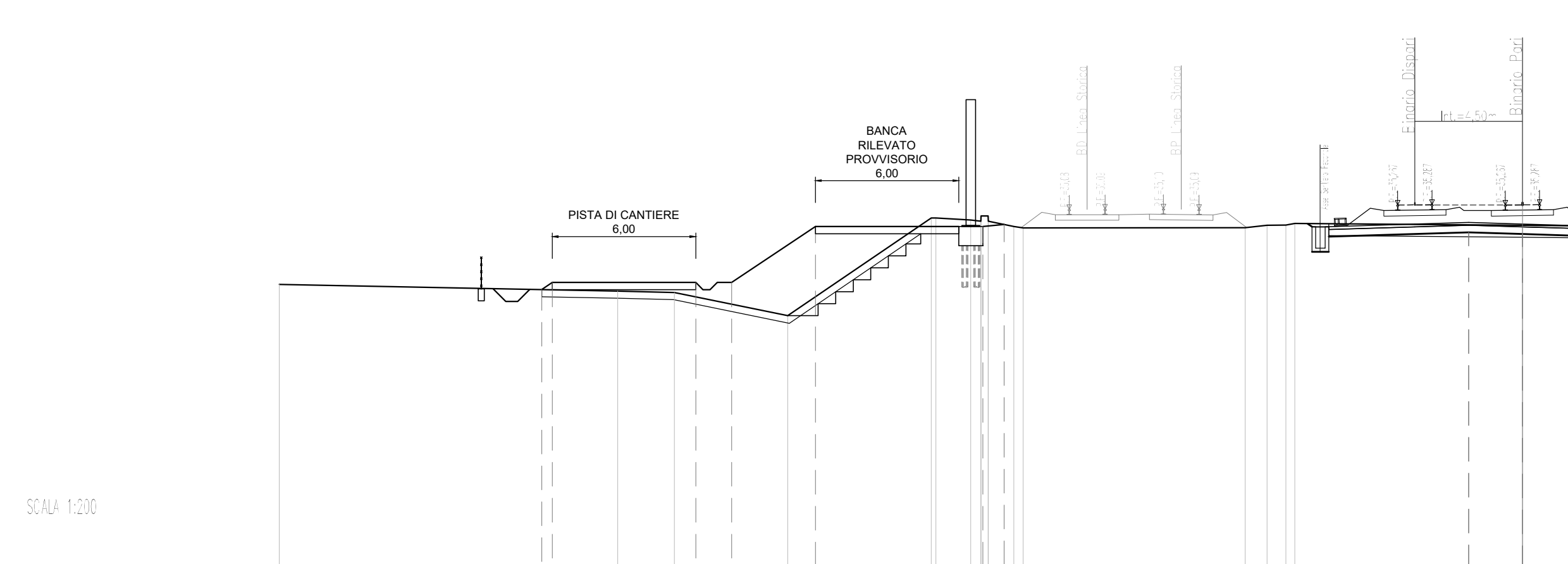
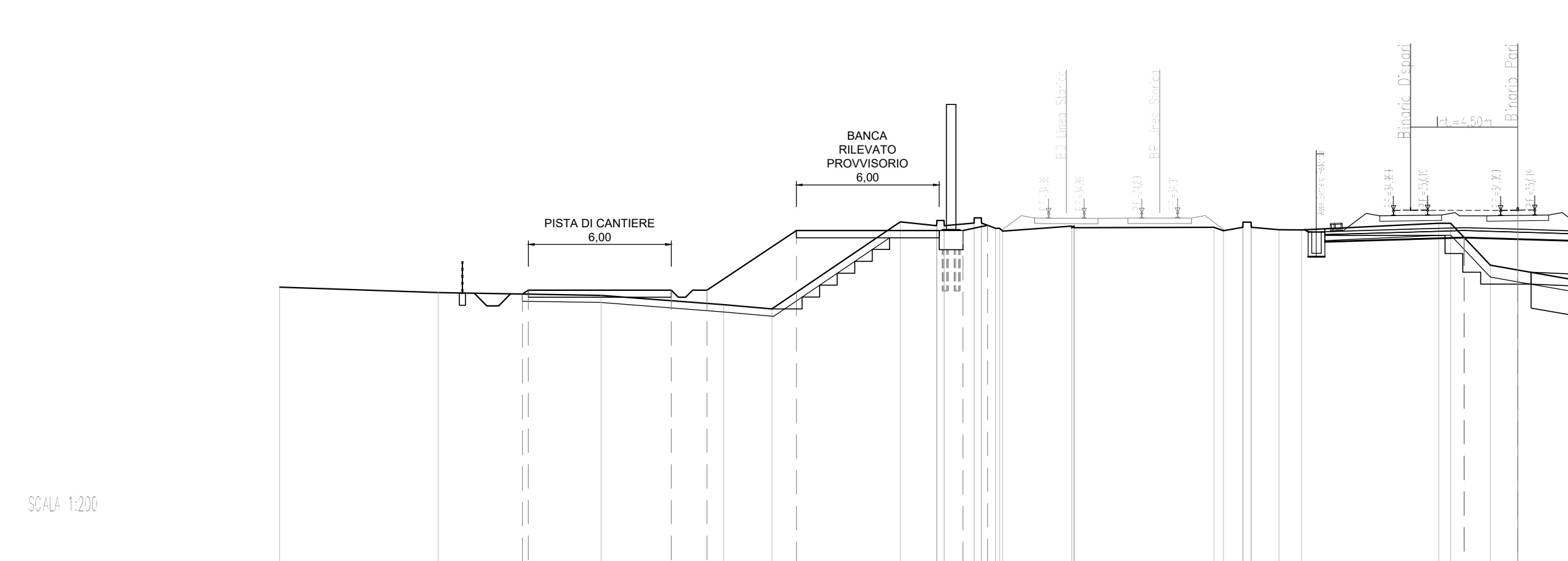
SEZIONE N. 1945-5
DIST.PROG.: 27900,00

SCAVO	1,74 m ²
SCAVO GRADONATURA	1,19 m ²
SCOTTICO	1,19 m ²
RELEVATO PROVVISORIO	18,19 m ²
MISTO STABILIZZATO	3,10 m ²
RIAMOZIONE RELEVATO PROVVISORIO	20,05 m ²
TERRENO VEGETALE	18,70 m ²

SEZIONE N. 1945-8
DIST.PROG.: 27970,56

SCAVO	0,64 m ²
SCAVO GRADONATURA	1,19 m ²
SCOTTICO	1,19 m ²
RELEVATO PROVVISORIO	23,00 m ²
MISTO STABILIZZATO	3,10 m ²
RIAMOZIONE RELEVATO PROVVISORIO	24,84 m ²
TERRENO VEGETALE	24,00 m ²

SEZIONE N. 1945-11
DIST.PROG.: 28050,00



QUOTE TERRENO	-52,000	-31,174	-48,330	-31,042	-38,450	-31,027	-33,350	-31,035	-31,327	-30,657	-29,254	-34,150	-23,254	-34,150	-11,828	-34,151	-11,828	-34,151	-8,882	-34,181	-2,200	-33,895	-1,149	-33,698	-0,000	-33,736	0,000	-33,498	0,000	-33,476
DISTANZE TERRENO	-52,000	-51,174	-48,330	-31,042	-38,450	-31,027	-33,350	-31,035	-31,327	-30,657	-29,254	-34,150	-23,254	-34,150	-11,828	-34,151	-11,828	-34,151	-8,882	-34,181	-2,200	-33,895	-1,149	-33,698	-0,000	-33,736	0,000	-33,498	0,000	-33,476
QUOTE RILEVATO			-41,081	-31,681	-38,450	-31,027	-33,350	-31,035	-31,327	-30,657	-29,254	-34,150	-23,254	-34,150	-11,828	-34,151	-11,828	-34,151	-8,882	-34,181	-2,200	-33,895	-1,149	-33,698	-0,000	-33,736	0,000	-33,498	0,000	-33,476
DIST.RILEVATO			-41,081	-31,681	-38,450	-31,027	-33,350	-31,035	-31,327	-30,657	-29,254	-34,150	-23,254	-34,150	-11,828	-34,151	-11,828	-34,151	-8,882	-34,181	-2,200	-33,895	-1,149	-33,698	-0,000	-33,736	0,000	-33,498	0,000	-33,476

QUOTE TERRENO	-52,000	-31,032	-37,640	-31,076	-36,578	-32,022	-30,728	-30,649	-22,572	-34,371	-22,572	-34,371	-10,878	-34,465	-11,828	-34,151	-11,828	-34,151	-8,882	-34,181	-2,200	-33,895	-1,149	-33,698	-0,000	-33,736	0,000	-33,498	0,000	-33,476
DISTANZE TERRENO	-52,000	-50,964	-37,640	-31,076	-36,578	-32,022	-30,728	-30,649	-22,572	-34,371	-22,572	-34,371	-10,878	-34,465	-11,828	-34,151	-11,828	-34,151	-8,882	-34,181	-2,200	-33,895	-1,149	-33,698	-0,000	-33,736	0,000	-33,498	0,000	-33,476
QUOTE RILEVATO			-41,081	-31,681	-36,578	-32,022	-30,728	-30,649	-22,572	-34,371	-22,572	-34,371	-10,878	-34,465	-11,828	-34,151	-11,828	-34,151	-8,882	-34,181	-2,200	-33,895	-1,149	-33,698	-0,000	-33,736	0,000	-33,498	0,000	-33,476
DIST.RILEVATO			-41,081	-31,681	-36,578	-32,022	-30,728	-30,649	-22,572	-34,371	-22,572	-34,371	-10,878	-34,465	-11,828	-34,151	-11,828	-34,151	-8,882	-34,181	-2,200	-33,895	-1,149	-33,698	-0,000	-33,736	0,000	-33,498	0,000	-33,476

QUOTE TERRENO	-52,000	-31,075	-48,070	-31,075	-48,070	-31,075	-38,790	-31,075	-35,000	-31,075	-35,000	-31,075	-35,000	-31,075	-35,000	-31,075	-35,000	-31,075	-35,000	-31,075	-35,000	-31,075	-35,000	-31,075	-35,000	-31,075	-35,000	-31,075	-35,000	-31,075	-35,000	-31,075	-35,000
DISTANZE TERRENO	-52,000	-51,075	-48,070	-31,075	-48,070	-31,075	-38,790	-31,075	-35,000	-31,075	-35,000	-31,075	-35,000	-31,075	-35,000	-31,075	-35,000	-31,075	-35,000	-31,075	-35,000	-31,075	-35,000	-31,075	-35,000	-31,075	-35,000	-31,075	-35,000	-31,075	-35,000	-31,075	-35,000
QUOTE RILEVATO			-41,081	-31,681	-48,070	-31,075	-38,790	-31,075	-35,000	-31,075	-35,000	-31,075	-35,000	-31,075	-35,000	-31,075	-35,000	-31,075	-35,000	-31,075	-35,000	-31,075	-35,000	-31,075	-35,000	-31,075	-35,000	-31,075	-35,000	-31,075	-35,000	-31,075	-35,000
DIST.RILEVATO			-41,081	-31,681	-48,070	-31,075	-38,790	-31,075	-35,000	-31,075	-35,000	-31,075	-35,000	-31,075	-35,000	-31,075	-35,000	-31,075	-35,000	-31,075	-35,000	-31,075	-35,000	-31,075	-35,000	-31,075	-35,000	-31,075	-35,000	-31,075	-35,000	-31,075	-35,000

SCAVO	1,99 m ²
SCAVO GRADONATURA	1,19 m ²
SCOTTICO	1,19 m ²
RELEVATO PROVVISORIO	18,19 m ²
MISTO STABILIZZATO	3,10 m ²
RIAMOZIONE RELEVATO PROVVISORIO	20,05 m ²
TERRENO VEGETALE	18,47 m ²

SEZIONE N. 1945-6
DIST.PROG.: 27925,00

SCAVO	1,26 m ²
SCAVO GRADONATURA	1,19 m ²
SCOTTICO	1,19 m ²
RELEVATO PROVVISORIO	18,19 m ²
MISTO STABILIZZATO	3,10 m ²
RIAMOZIONE RELEVATO PROVVISORIO	20,05 m ²
TERRENO VEGETALE	18,71 m ²

SEZIONE N. 1945-9
DIST.PROG.: 28000,56

SCAVO	1,38 m ²
SCAVO GRADONATURA	1,19 m ²
SCOTTICO	1,19 m ²
RELEVATO PROVVISORIO	22,80 m ²
MISTO STABILIZZATO	3,10 m ²
RIAMOZIONE RELEVATO PROVVISORIO	24,84 m ²
TERRENO VEGETALE	20,05 m ²

SEZIONE N. 1945-12
DIST.PROG.: 28070,00

