

NOTE GENERALI

- TUTTE LE PROGRESSIVE SONO ESPRESSE IN KILOMETRI E SONO RIFERITE AL BINARIO PARI, SALVO OVE DIVERSAMENTE SPECIFICATO...

Table with 2 columns: Component (e.g., SPONDO BILIVATO, PAVI DI PISA) and Value (e.g., 35.87, 18.92).

SEZIONE N.: R121-1 PROGRESSIVA: 13+240.060 QUOTA P. F.: 28.857

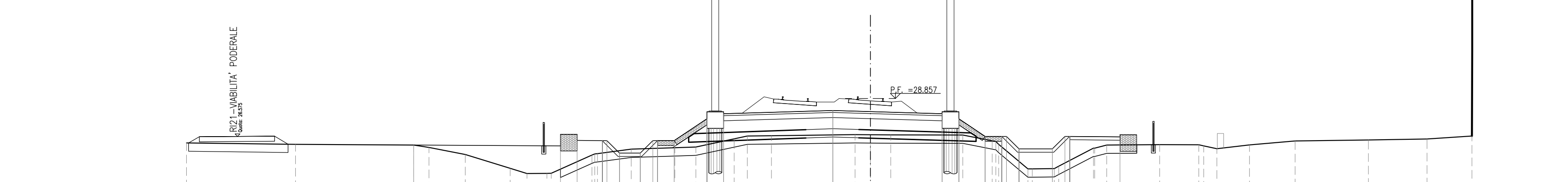


Table with 3 columns: Quota Terreno, Dist. Partiale Terreno, Quota Progetto, Dist. Partiale Progetto. Values range from 26.19 to 26.60 and 6.54 to 2.69.

Table with 2 columns: Component and Value for section R121-1.

SEZIONE N.: R121-2 PROGRESSIVA: 13+250.000 QUOTA P. F.: 28.846

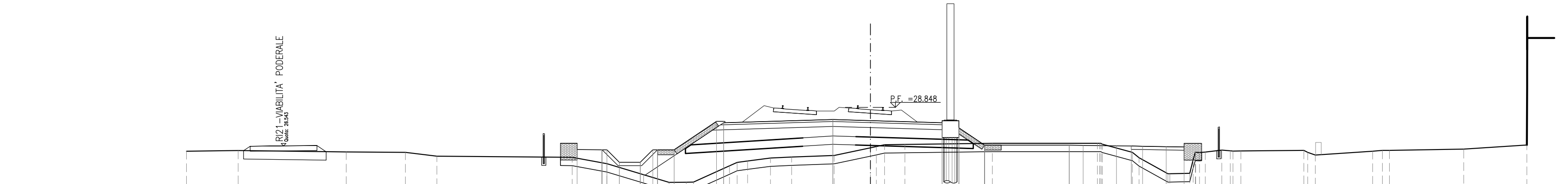


Table with 3 columns: Quota Terreno, Dist. Partiale Terreno, Quota Progetto, Dist. Partiale Progetto. Values range from 26.23 to 26.28 and 3.10 to 26.60.

Table with 2 columns: Component and Value for section R121-2.

SEZIONE N.: R121-3 PROGRESSIVA: 13+275.000 QUOTA P. F.: 28.825

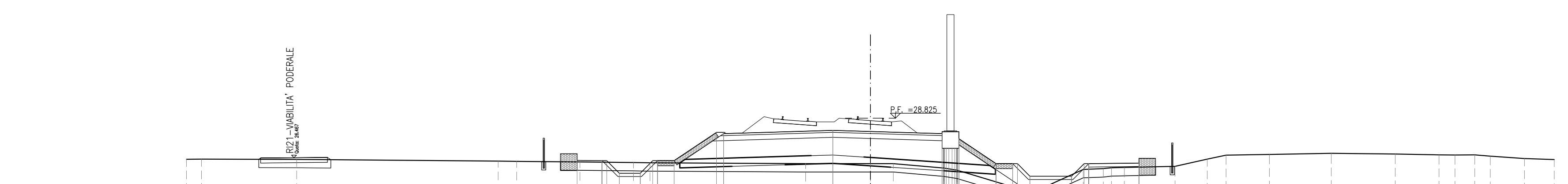


Table with 3 columns: Quota Terreno, Dist. Partiale Terreno, Quota Progetto, Dist. Partiale Progetto. Values range from 26.23 to 26.37 and 6.68 to 1.79.

Table with 2 columns: Component and Value for section R121-3.

SEZIONE N.: R121-4 PROGRESSIVA: 13+297.982 QUOTA P. F.: 28.804

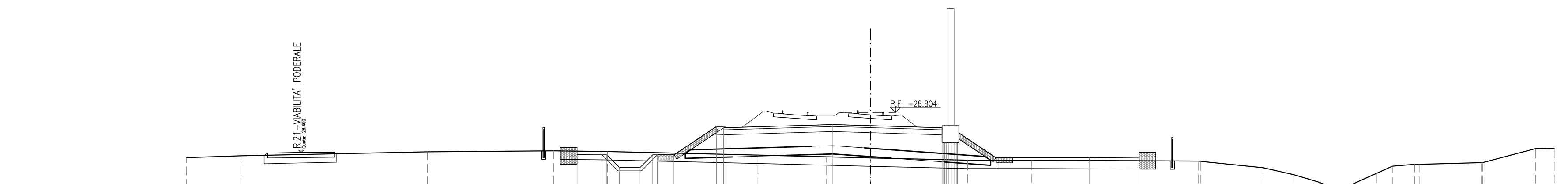


Table with 3 columns: Quota Terreno, Dist. Partiale Terreno, Quota Progetto, Dist. Partiale Progetto. Values range from 26.10 to 26.21 and 3.26 to 3.04.

Table with 2 columns: Component and Value for section R121-4.

Table with 2 columns: Component and Value for section R121-5.

SEZIONE N.: R121-5 PROGRESSIVA: 13+305.682 QUOTA P. F.: 28.797

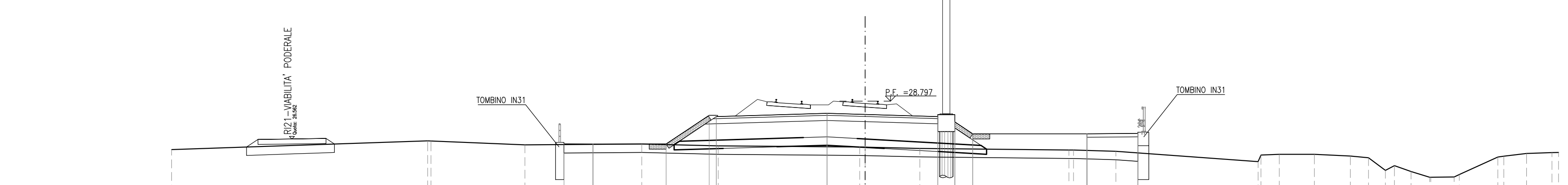


Table with 3 columns: Quota Terreno, Dist. Partiale Terreno, Quota Progetto, Dist. Partiale Progetto. Values range from 26.53 to 26.54 and 15.14 to 1.50.

Table with 2 columns: Component and Value for section R121-5.

SEZIONE N.: R121-6 PROGRESSIVA: 13+312.682 QUOTA P. F.: 28.791

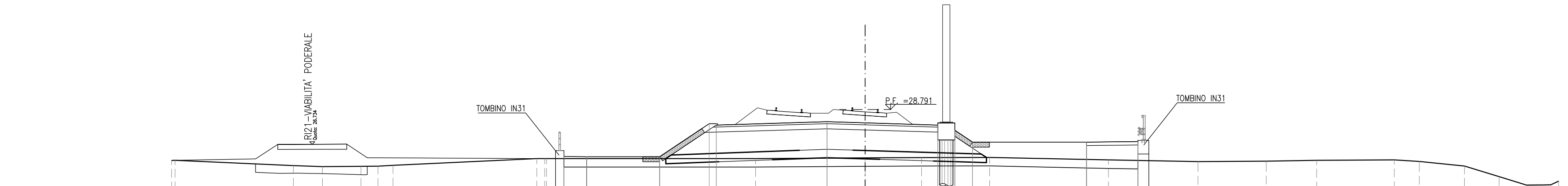


Table with 3 columns: Quota Terreno, Dist. Partiale Terreno, Quota Progetto, Dist. Partiale Progetto. Values range from 26.53 to 26.54 and 6.99 to 26.60.

Table with 2 columns: Component and Value for section R121-6.

SEZIONE N.: R121-7 PROGRESSIVA: 13+320.382 QUOTA P. F.: 28.784

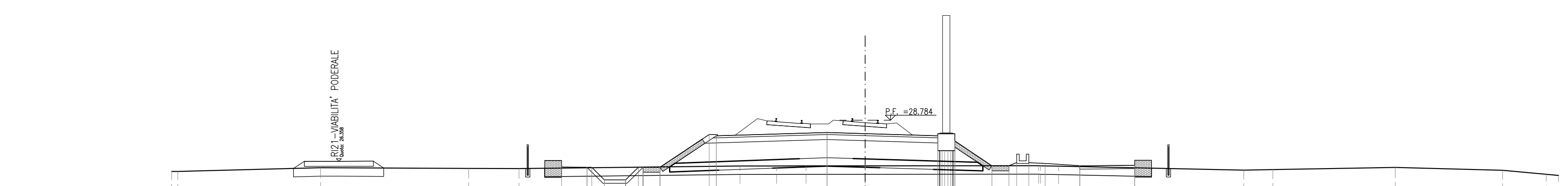


Table with 3 columns: Quota Terreno, Dist. Partiale Terreno, Quota Progetto, Dist. Partiale Progetto. Values range from 26.56 to 26.56 and 8.43 to 26.52.

Table with 2 columns: Component and Value for section R121-7.

SEZIONE N.: R121-8 PROGRESSIVA: 13+325.000 QUOTA P. F.: 28.779

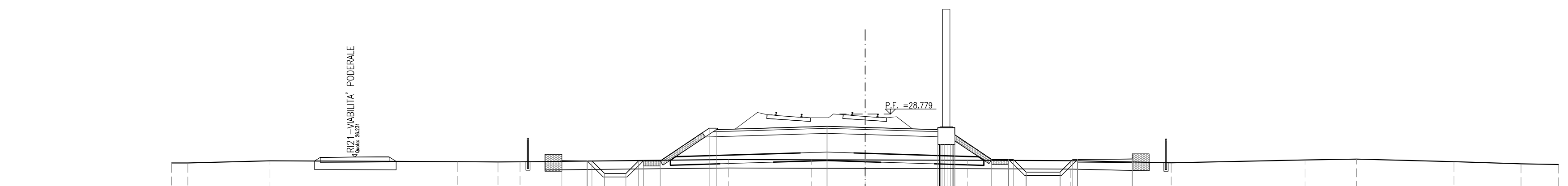


Table with 3 columns: Quota Terreno, Dist. Partiale Terreno, Quota Progetto, Dist. Partiale Progetto. Values range from 26.58 to 26.58 and 6.84 to 26.50.

Table with 2 columns: Component and Value for section R121-8.

Administrative information including Committente (RFI), General Contractor (Consorzio Iriciv Due), and project details.

Approval section with stamps, signatures, and technical data including project description, scale, and revision history.