PLANIMETRIA DI INQUADRAMENTO
Scala 1:1000

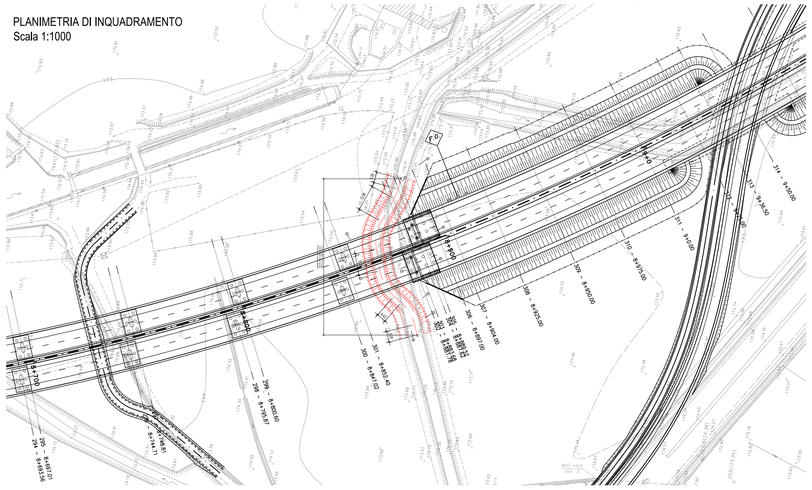

PLANIMETRIA DI TRACCIAMENTO
Scala 1:500

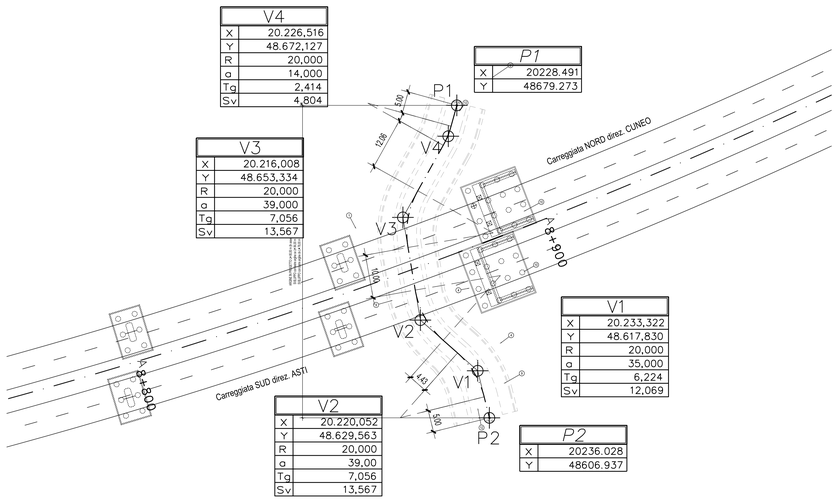

V4	
X	20.226,516
Y	48.672,127
R	20,000
a	14,000
Tg	2,414
Sv	4,804

V3	
X	20.216,008
Y	48.653,334
R	20,000
a	39,000
Tg	7,056
Sv	13,567

V2	
X	20.220,052
Y	48.629,563
R	20,000
a	39,00
Tg	7,056
Sv	13,567

V1	
X	20.233,322
Y	48.617,830
R	20,000
a	35,000
Tg	6,224
Sv	12,069

P1	
X	20228.491
Y	48679.273

P2	
X	20236.028
Y	48606.937

PLANIMETRIA DI PROGETTO
Scala 1:200

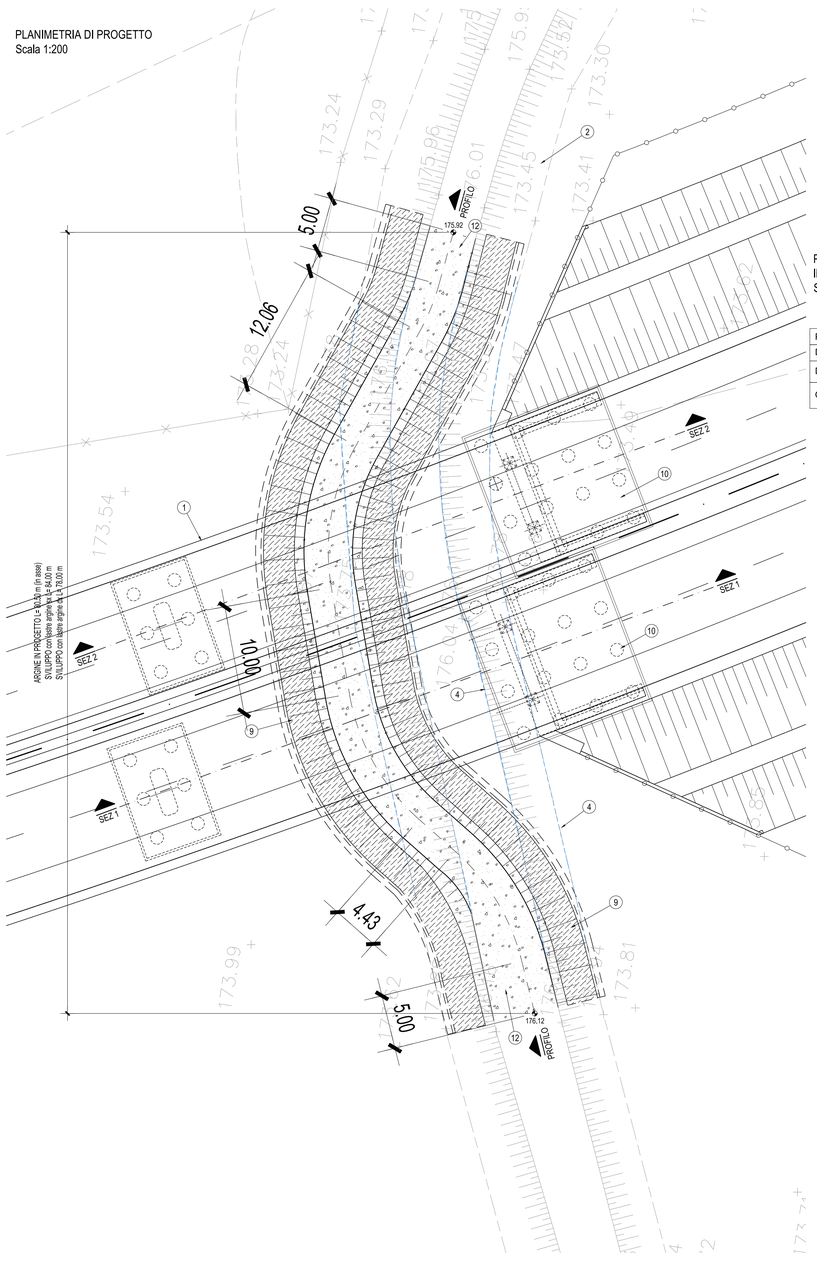

ARGINE IN PROGETTO L= 80,50 m (in asse)
SVILUPPO con lastre argine sx L= 84,00 m
SVILUPPO con lastre argine dx L= 78,00 m



PROFILO LONGITUDINALE
IN ASSE AL NUOVO ARGINE
Scala 1:200

| PICCHETTO N. | 160,00 | | |