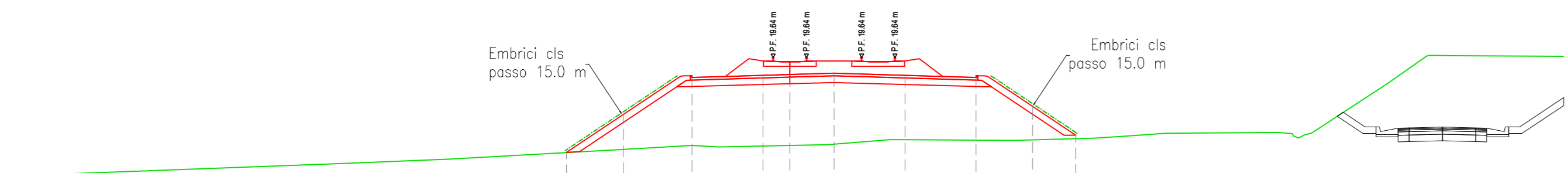


| Tabella Materiali | | | |
|-------------------|-----------|-----------|----------------|
| Materiale | Area (mq) | Vol. (mc) | Vol. cum. (mc) |
| Scavo | 0.00 | 0.00 | 17212.78 |
| Rilievato | 50.54 | 1201.08 | 153693.49 |
| Subballast | 1.56 | 39.00 | 4530.05 |
| Supercompattato | 4.05 | 101.32 | 11462.79 |
| Ballast | 5.48 | 137.09 | 16763.79 |
| Vegetale | 3.32 | 79.91 | 10023.29 |

Sezione n. 794
Prog. km: 19+825.00

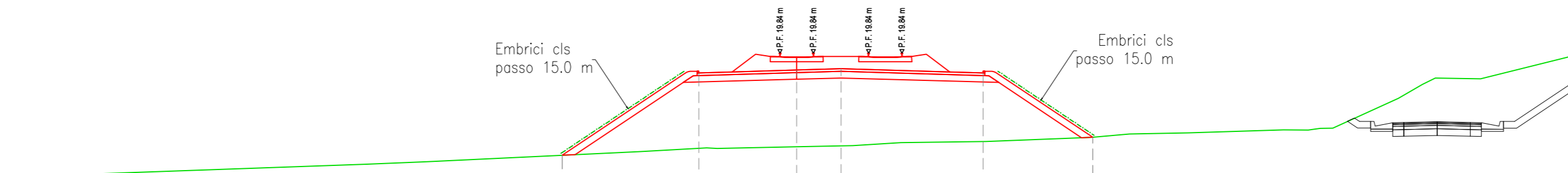


SCALA 1:200
Q.min 10.00m

| Quote Terreno | 14.31 | 14.40 | 14.86 | 15.05 | 15.49 | 15.67 | 15.81 | 15.87 | 15.97 | 16.01 | 16.01 | 16.12 | 16.23 | 16.25 | 16.26 | 16.16 | 16.05 | 15.92 | 15.72 | 15.50 | |
|------------------------|-------|-------|-------|-------|-------|-------|-------|-------|-------|-------|-------|-------|-------|-------|-------|-------|-------|-------|-------|-------|-------|
| Dist. Parziali Terreno | 4.81 | | 9.96 | 4.76 | | | | | | | | | | | | | | | | | 4.81 |
| Quote Progetto | | | | | 15.36 | 17.08 | 18.74 | 19.84 | 20.00 | 19.87 | 19.30 | 18.74 | 18.04 | 17.44 | 16.84 | 16.24 | 15.64 | 15.04 | 14.44 | 13.84 | 13.24 |
| Dist. Parz. Progetto | | | | | 2.08 | 2.49 | 3.21 | 3.17 | 2.00 | 1.93 | 3.21 | 3.21 | 1.94 | 1.95 | 1.95 | 1.95 | 1.95 | 1.95 | 1.95 | 1.95 | 1.95 |

| Tabella Materiali | | | |
|-------------------|-----------|-----------|----------------|
| Materiale | Area (mq) | Vol. (mc) | Vol. cum. (mc) |
| Scavo | 0.00 | 0.00 | 17212.76 |
| Rilievato | 58.85 | 1341.57 | 155035.06 |
| Subballast | 1.56 | 39.00 | 4569.05 |
| Supercompattato | 4.05 | 101.32 | 11554.11 |
| Ballast | 5.48 | 137.10 | 16900.88 |
| Vegetale | 3.66 | 87.24 | 10110.53 |

Sezione n. 795
Prog. km: 19+850.00

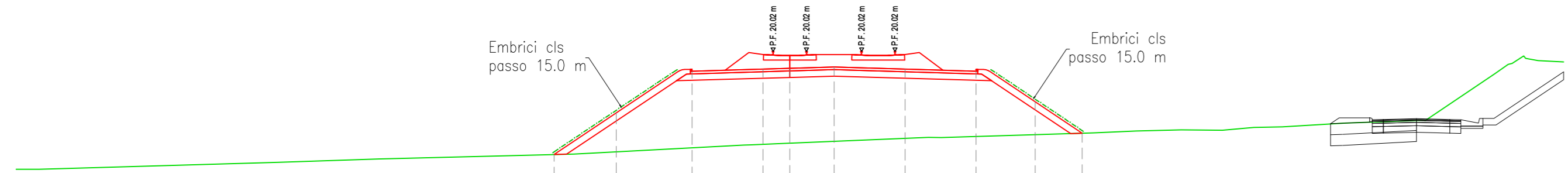


SCALA 1:200
Q.min 10.00m

| Quote Terreno | 14.27 | 14.39 | 14.83 | 14.94 | 15.40 | 15.44 | 15.81 | 15.87 | 15.90 | 16.04 | 16.19 | 16.24 | 16.24 | 16.24 | 16.24 | 16.19 | 16.07 | 15.92 | 15.72 | 15.50 | |
|------------------------|-------|-------|-------|-------|-------|-------|-------|-------|-------|-------|-------|-------|-------|-------|-------|-------|-------|-------|-------|-------|-------|
| Dist. Parziali Terreno | 3.14 | | 12.41 | 2.69 | | | | | | | | | | | | | | | | | 3.99 |
| Quote Progetto | | | | | 15.23 | 15.23 | 16.94 | 18.04 | 18.04 | 18.04 | 18.04 | 18.04 | 18.04 | 18.04 | 18.04 | 18.04 | 18.04 | 18.04 | 18.04 | 18.04 | 18.04 |
| Dist. Parz. Progetto | | | | | 5.96 | 4.42 | 2.00 | 2.16 | 6.42 | 6.42 | 6.42 | 6.42 | 6.42 | 6.42 | 6.42 | 6.42 | 6.42 | 6.42 | 6.42 | 6.42 | 6.42 |

| Tabella Materiali | | | |
|-------------------|-----------|-----------|----------------|
| Materiale | Area (mq) | Vol. (mc) | Vol. cum. (mc) |
| Scavo | 0.02 | 0.18 | 17212.94 |
| Rilievato | 55.47 | 1403.96 | 156439.01 |
| Subballast | 1.56 | 39.00 | 4808.05 |
| Supercompattato | 4.05 | 101.32 | 11655.43 |
| Ballast | 5.49 | 137.13 | 17038.01 |
| Vegetale | 3.63 | 91.18 | 10091.71 |

Sezione n. 796
Prog. km: 19+875.00

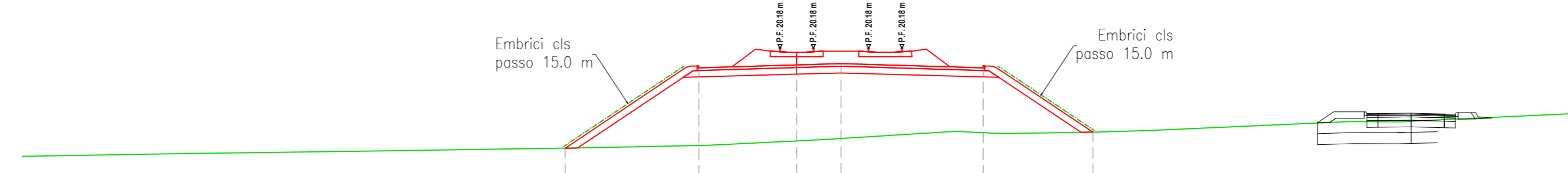


SCALA 1:200
Q.min 10.00m

| Quote Terreno | 14.71 | 14.70 | 15.02 | 15.17 | 15.39 | 15.58 | 15.60 | 15.88 | 16.14 | 16.35 | 16.43 | 16.43 | 16.43 | 16.43 | 16.43 | 16.43 | 16.43 | 16.43 | 16.43 | 16.43 | |
|------------------------|-------|-------|-------|-------|-------|-------|-------|-------|-------|-------|-------|-------|-------|-------|-------|-------|-------|-------|-------|-------|-------|
| Dist. Parziali Terreno | 1.04 | | 10.81 | 4.98 | | | | | | | | | | | | | | | | | 1.15 |
| Quote Progetto | | | | | 15.37 | 17.34 | 18.13 | 19.22 | 19.30 | 19.30 | 19.30 | 19.30 | 19.30 | 19.30 | 19.30 | 19.30 | 19.30 | 19.30 | 19.30 | 19.30 | 19.30 |
| Dist. Parz. Progetto | | | | | 2.81 | 2.81 | 3.21 | 3.21 | 2.00 | 1.93 | 3.21 | 3.21 | 2.06 | 2.12 | 1.93 | 1.93 | 1.93 | 1.93 | 1.93 | 1.93 | 1.93 |

| Tabella Materiali | | | |
|-------------------|-----------|-----------|----------------|
| Materiale | Area (mq) | Vol. (mc) | Vol. cum. (mc) |
| Scavo | 0.00 | 0.18 | 17213.12 |
| Rilievato | 55.58 | 1388.17 | 157827.18 |
| Subballast | 1.56 | 39.00 | 4647.05 |
| Supercompattato | 4.05 | 101.32 | 11756.75 |
| Ballast | 5.49 | 137.18 | 17175.18 |
| Vegetale | 3.62 | 90.61 | 10292.32 |

Sezione n. 797
Prog. km: 19+900.00

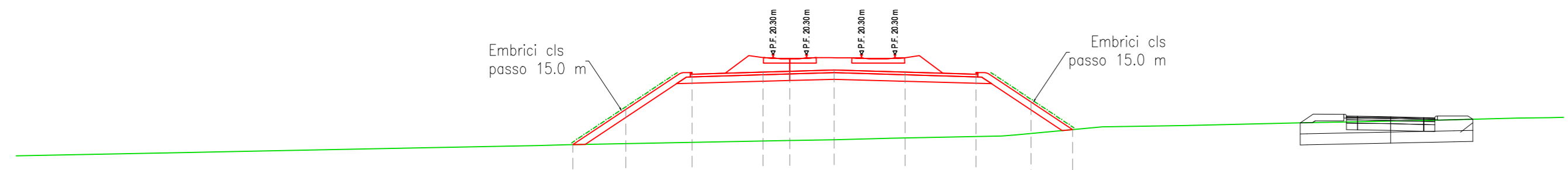


SCALA 1:200
Q.min 10.00m

| Quote Terreno | 15.29 | 15.41 | 15.82 | 15.87 | 15.87 | 15.79 | 15.68 | 15.68 | 15.68 | 15.62 | 15.31 | 15.39 | 15.45 | 15.45 | 15.45 | 15.45 | 15.45 | 15.45 | 15.45 | 15.45 | |
|------------------------|-------|-------|-------|-------|-------|-------|-------|-------|-------|-------|-------|-------|-------|-------|-------|-------|-------|-------|-------|-------|-------|
| Dist. Parziali Terreno | 7.46 | | 7.99 | | | | | | | | | | | | | | | | | | 3.21 |
| Quote Progetto | | | | | 15.66 | 17.36 | 18.13 | 19.22 | 19.30 | 19.30 | 19.30 | 19.30 | 19.30 | 19.30 | 19.30 | 19.30 | 19.30 | 19.30 | 19.30 | 19.30 | 19.30 |
| Dist. Parz. Progetto | | | | | 5.42 | 4.42 | 2.00 | 1.93 | 3.21 | 3.21 | 2.06 | 2.12 | 1.93 | 1.93 | 1.93 | 1.93 | 1.93 | 1.93 | 1.93 | 1.93 | 1.93 |

| Tabella Materiali | | | |
|-------------------|-----------|-----------|----------------|
| Materiale | Area (mq) | Vol. (mc) | Vol. cum. (mc) |
| Scavo | 0.00 | 0.00 | 17213.12 |
| Rilievato | 49.82 | 1314.26 | 159141.42 |
| Subballast | 1.56 | 39.00 | 4886.05 |
| Supercompattato | 4.05 | 101.32 | 11868.07 |
| Ballast | 5.49 | 137.23 | 17312.42 |
| Vegetale | 3.18 | 84.80 | 10377.22 |

Sezione n. 798
Prog. km: 19+925.00

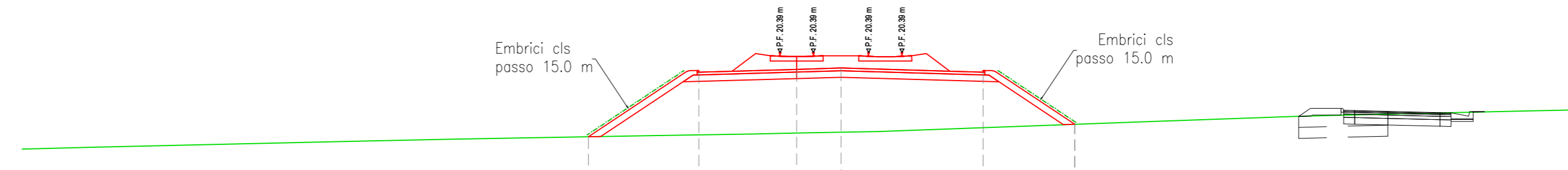


SCALA 1:200
Q.min 10.00m

| Quote Terreno | 15.70 | 15.86 | 15.90 | 16.07 | 16.18 | 16.20 | 16.40 | 16.44 | 16.50 | 16.50 | 16.50 | 16.50 | 16.50 | 16.50 | 16.50 | 16.50 | 16.50 | 16.50 | 16.50 | 16.50 | |
|------------------------|-------|-------|-------|-------|-------|-------|-------|-------|-------|-------|-------|-------|-------|-------|-------|-------|-------|-------|-------|-------|-------|
| Dist. Parziali Terreno | 7.06 | | 2.02 | 8.53 | 5.21 | 1.19 | 10.21 | 10.17 | 12.11 | 12.11 | 12.11 | 12.11 | 12.11 | 12.11 | 12.11 | 12.11 | 12.11 | 12.11 | 12.11 | 12.11 | |
| Quote Progetto | | | | | 16.81 | 17.81 | 18.40 | 19.50 | 19.50 | 19.50 | 19.50 | 19.50 | 19.50 | 19.50 | 19.50 | 19.50 | 19.50 | 19.50 | 19.50 | 19.50 | 19.50 |
| Dist. Parz. Progetto | | | | | 2.40 | 2.38 | 3.21 | 2.00 | 1.93 | 3.21 | 3.21 | 1.97 | 1.98 | 1.98 | 1.98 | 1.98 | 1.98 | 1.98 | 1.98 | 1.98 | 1.98 |

| Tabella Materiali | | | |
|-------------------|-----------|-----------|----------------|
| Materiale | Area (mq) | Vol. (mc) | Vol. cum. (mc) |
| Scavo | 0.00 | 0.00 | 17213.12 |
| Rilievato | 44.04 | 1170.05 | 160211.47 |
| Subballast | 1.56 | 39.00 | 4725.05 |
| Supercompattato | 4.05 | 101.32 | 11959.39 |
| Ballast | 5.49 | 137.29 | 17449.71 |
| Vegetale | 2.94 | 75.53 | 10453.75 |

Sezione n. 799
Prog. km: 19+950.00

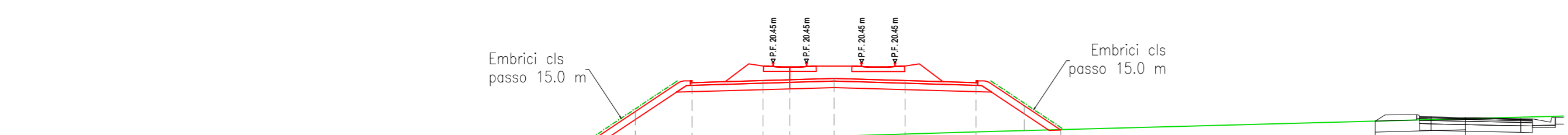


SCALA 1:200
Q.min 10.00m

| Quote Terreno | 16.01 | 16.04 | 16.25 | 16.46 | 16.62 | 16.70 | 16.74 | 16.74 | 16.74 | 16.74 | 16.74 | 16.74 | 16.74 | 16.74 | 16.74 | 16.74 | 16.74 | 16.74 | 16.74 | 16.74 | |
|------------------------|-------|-------|-------|-------|-------|-------|-------|-------|-------|-------|-------|-------|-------|-------|-------|-------|-------|-------|-------|-------|-------|
| Dist. Parziali Terreno | 2.29 | | 11.09 | 5.11 | | | | | | | | | | | | | | | | | 2.03 |
| Quote Progetto | | | | | 16.97 | 18.07 | 18.40 | 19.50 | 19.50 | 19.50 | 19.50 | 19.50 | 19.50 | 19.50 | 19.50 | 19.50 | 19.50 | 19.50 | 19.50 | 19.50 | 19.50 |
| Dist. Parz. Progetto | | | | | 4.37 | 4.42 | 2.00 | 1.93 | 3.21 | 3.21 | 2.06 | 2.12 | 1.93 | 1.93 | 1.93 | 1.93 | 1.93 | 1.93 | 1.93 | 1.93 | 1.93 |

| Tabella Materiali | | | |
|-------------------|-----------|-----------|----------------|
| Materiale | Area (mq) | Vol. (mc) | Vol. cum. (mc) |
| Scavo | 0.00 | 0.01 | 17213.13 |
| Rilievato | 38.49 | 1030.91 | 161342.38 |
| Subballast | 1.56 | 39.00 | 4764.05 |
| Supercompattato | 4.05 | 101.32 | 12060.71 |
| Ballast | 5.50 | 137.35 | 17587.06 |
| Vegetale | 2.69 | 70.46 | 10024.20 |

Sezione n. 800
Prog. km: 19+975.00

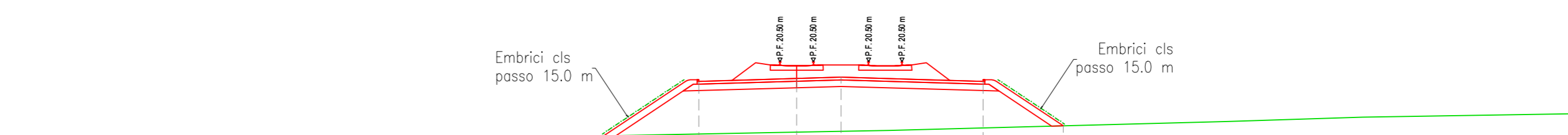


SCALA 1:200
Q.min 10.00m

| Quote Terreno | 16.82 | 16.89 | 17.17 | 18.71 | 18.89 | 18.95 | 19.01 | 19.01 | 19.01 | 19.01 | 19.01 | 19.01 | 19.01 | 19.01 | 19.01 | 19.01 | 19.01 | 19.01 | 19.01 | 19.01 | |
|------------------------|-------|-------|-------|-------|-------|-------|-------|-------|-------|-------|-------|-------|-------|-------|-------|-------|-------|-------|-------|-------|-------|
| Dist. Parziali Terreno | 2.85 | | 11.77 | 10.15 | | | | | | | | | | | | | | | | | 26.36 |
| Quote Progetto | | | | | 18.96 | 18.24 | 19.05 | 19.86 | 19.86 | 19.86 | 19.86 | 19.86 | 19.86 | 19.86 | 19.86 | 19.86 | 19.86 | 19.86 | 19.86 | 19.86 | 19.86 |
| Dist. Parz. Progetto | | | | | 2.14 | 1.95 | 3.21 | 2.00 | 1.93 | 3.21 | 3.21 | 1.97 | 1.98 | 1.98 | 1.98 | 1.98 | 1.98 | 1.98 | 1.98 | 1.98 | 1.98 |

| Tabella Materiali | | | |
|-------------------|-----------|-----------|----------------|
| Materiale | Area (mq) | Vol. (mc) | Vol. cum. (mc) |
| Scavo | 0.00 | 0.01 | 17213.13 |
| Rilievato | 35.22 | 921.04 | 162263.42 |
| Subballast | 1.56 | 39.00 | 4803.05 |
| Supercompattato | 4.05 | 101.32 | 12162.03 |
| Ballast | 5.50 | 137.44 | 17724.50 |
| Vegetale | 2.51 | 65.01 | 10689.22 |

Sezione n. 801
Prog. km: 20+000.00



SCALA 1:200
Q.min 10.00m

| Quote Terreno | 16.80 | 16.77 | 16.85 | 16.92 | 17.07 | 17.31 | 17.39 | 17.39 | 17.39 | 17.39 | 17.39 | 17.39 | 17.39 | 17.39 | 17.39 | 17.39 | 17.39 | 17.39 | 17.39 | 17.39 | |
|------------------------|-------|-------|-------|-------|-------|-------|-------|-------|-------|-------|-------|-------|-------|-------|-------|-------|-------|-------|-------|-------|-------|
| Dist. Parziali Terreno | 6.60 | | 2.85 | 5.16 | | | | | | | | | | | | | | | | | 9.43 |
| Quote Progetto | | | | | 17.14 | 18.00 | 18.74 | 19.00 | 19.00 | 19.00 | 19.00 | 19.00 | 19.00 | 19.00 | 19.00 | 19.00 | 19.00 | 19.00 | 19.00 | 19.00 | 19.00 |
| Dist. Parz. Progetto | | | | | 3.68 | 4.42 | 2.00 | 1.93 | 3.21 | 3.21 | 2.06 | 2.12 | 1.93 | 1.93 | 1.93 | 1.93 | 1.93 | 1.93 | 1.93 | 1.93 | 1.93 |

COMMITTENTE: **RFI** RETE FERROVIARIA ITALIANA GRUPPO FERROVIE DELLO STATO ITALIANE DIREZIONE INVESTIMENTI DIREZIONE PROGRAMMI INVESTIMENTI DIRETTRICE SUD - PROGETTO ADRIATICA

DIREZIONE LAVORI: **ITALFERR** GRUPPO FERROVIE DELLO STATO ITALIANE

APPALTATORE: **AGOSTINI COSTRUZIONI GENERALI** MANDATARIA **ATLANTE** MANDANTI

PROGETTAZIONE: **HUB** MANDATARIA **TVpro** MANDANTI

PROGETTO ESECUTIVO

LINEA PESCARA - BARI
RADDOPPIO DELLA TRATTA FERROVIARIA TERMOLI - LESINA
LOTTO 2 e 3: RADDOPPIO TERMOLI - RIPALTA

Sezioni trasversali di progetto
Tavola 102 di 128

| APPALTATORE | PROGETTAZIONE | SCALA |
|------------------------------------|---|-------|
| DIRETTORE TECNICO Ing. G. Basso | DIRETTORE DELLA PROGETTAZIONE Ing. W. Facchini | 1:200 |

COMMESSA: LOTTO FASE ENTE TIPO DOC. OPERA/DISCIPLINA PROG. REV.

L10B 02 E ZZ W9 I10000 102 B

| Revis. | Descrizione | Redatto | Data | Verificato | Data | Approvato | Data | Autorizzato | Data |
|--------|------------------|----------------|------------|---------------|------------|---------------|------------|-------------|------|
| A | Emisione Cautela | Mario Guadagni | 02/09/2023 | Paolo Araveni | 02/09/2023 | Paolo Araveni | 02/09/2023 | | |
| B | Emisione per RV | Mario Guadagni | 02 | | | | | | |