SPALLA 1 - PIANTA PULVINO
SCALA 1:50

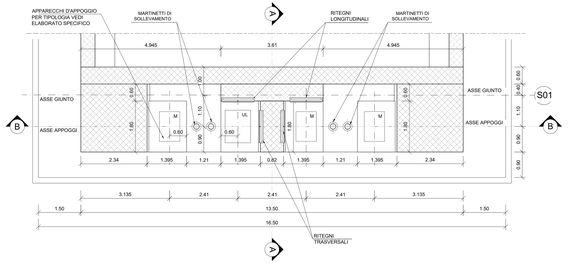

SPALLA 1 - SEZIONE B-B
SCALA 1:50

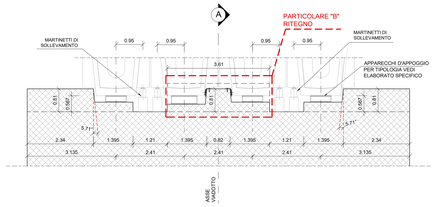

SPALLA 1 - SEZIONE A-A
SCALA 1:50

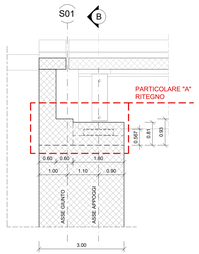

PARTICOLARE "A"
SCALA 1:20 (misure in cm)

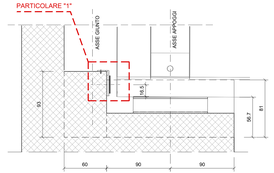

PARTICOLARE "B"
SCALA 1:20 (misure in cm)

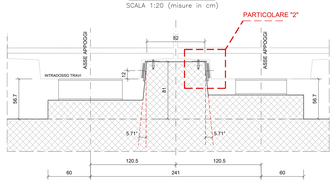

SPALLA 2 - PIANTA PULVINO
SCALA 1:50

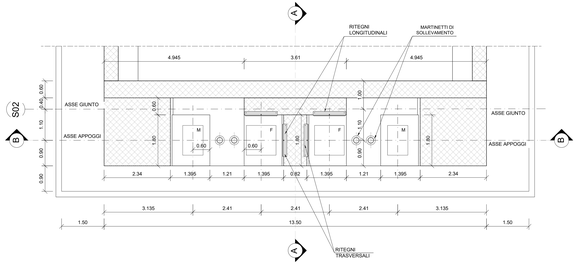

SPALLA 2 - SEZIONE B-B
SCALA 1:50

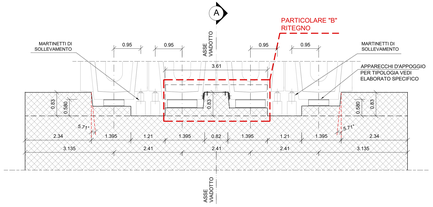

SPALLA 2 - SEZIONE A-A
SCALA 1:50

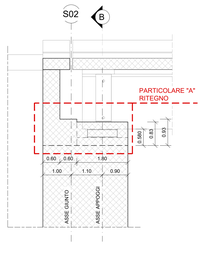

PARTICOLARE "A"
SCALA 1:20 (misure in cm)

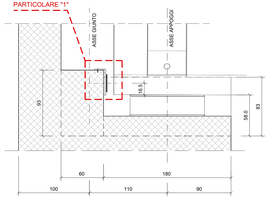

PARTICOLARE "B"
SCALA 1:20 (misure in cm)

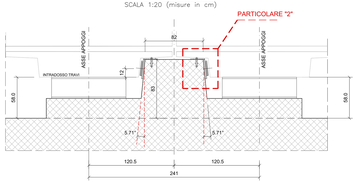

PILE TIPO - PIANTA PULVINO
SCALA 1:50

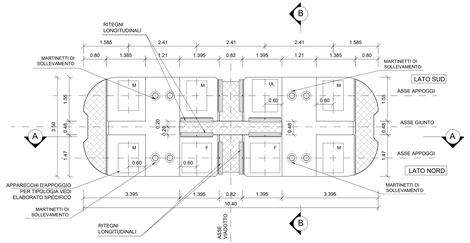

PILE TIPO - SEZIONE A-A
SCALA 1:50

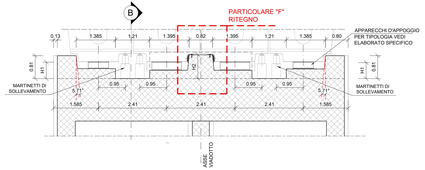

PILE TIPO - SEZIONE B-B
SCALA 1:50

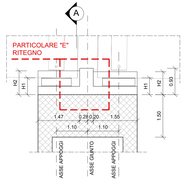

PARTICOLARE "E"
SCALA 1:20 (misure in cm)

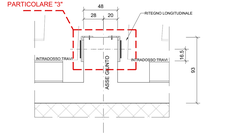

PARTICOLARE "F"
SCALA 1:20 (misure in cm)

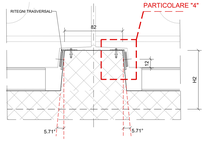

TABELLA ALTEZZE BAGGIOLO + APPOGGIO				
N. PILA	LATO NORD		LATO SUD	
	H1 (cm)	H2 (cm)	H1 (cm)	H2 (cm)
P1	59.3	84	56.7	81
P2	59.3	84	56.7	81
P3	59.3	84	56.7	81
P4	59.3	84	56.7	81
P5	59.3	84	56.7	81
P6	59.3	84	56.7	81
P9	58.8	83	57.2	82
P10	58.6	83	57.4	82
P11	58.4	83	57.6	82
P12	58.2	83	57.8	83
P13	58.1	83	58.0	83
P14	58.0	83	58.0	83
P15	58.0	83	58.0	83

PILE "P7-P8" - PIANTA PULVINO
(ESTRATTO PILA 7) SCALA 1:50

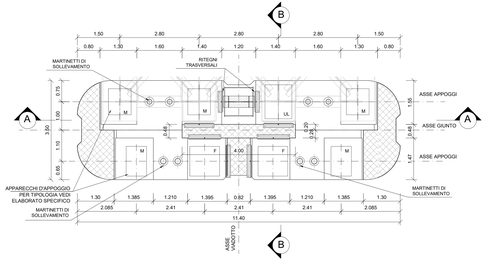

PILE "P7-P8" - SEZIONE A-A
SCALA 1:50

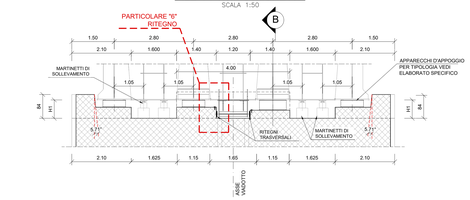

PILE "P7-P8" - SEZIONE B-B
SCALA 1:50

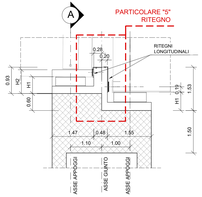

RITEGNO TRASVERSALE PARTICOLARE "6"
SCALA 1:5 (misure in mm)

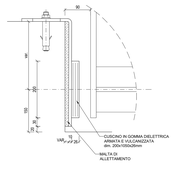

RITEGNO LONGITUDINALE PARTICOLARE "5"
SCALA 1:5 (misure in mm)

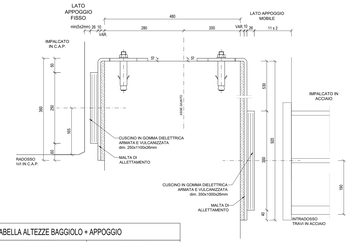

TABELLA ALTEZZE BAGGIOLO + APPOGGIO				
N. PILA	LATO NORD		LATO SUD	
	H1 (cm)	H2 (cm)	H1 (cm)	H2 (cm)
P7	61.3	86	63.4	-
P8	65.4	-	59.1	84

RITEGNO LONGITUDINALE PARTICOLARE "1"
SCALA 1:5 (misure in mm)

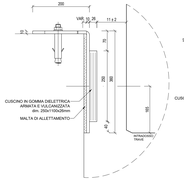

RITEGNO TRASVERSALE PARTICOLARE "2"
SCALA 1:5 (misure in mm)

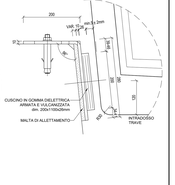

RITEGNO LONGITUDINALE PARTICOLARE "3"
SCALA 1:5 (misure in mm)

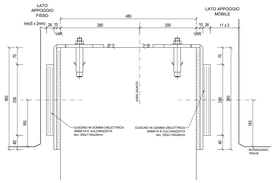

RITEGNO TRASVERSALE PARTICOLARE "4"
SCALA 1:5 (misure in mm)

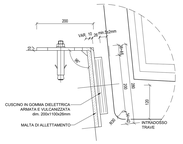

GIUNTI	Max escursione Longitudinale (mm)	Dimensione dei varchi (mm)
SPALLA 1,2	±110	150
SPALLA 1,2	±5	50
PILE 3, 6	±110	150
PILE 3-6, 9-15	±110	150

COMMITTENTE:

RFI RETE FERROVIARIA ITALIANA
GRUPPO FERROVIE DELLO STATO ITALIANE
DIREZIONE INVESTIMENTI
UNITÀ TECNICA INVESTIMENTI
DIRETTRICE SUD - PROGETTO ADRIATICA

DIREZIONE LAVORI:

ITALFERR GRUPPO FERROVIE DELLO STATO ITALIANE

APPALTATORE:

CONSORZIO STABILE INGEGNERI CENTOPIUNOM — MANDATARIA
ATLANTE — MANDANTI

PROGETTAZIONE:

HUB engineering — HUB pro

PROGETTO ESECUTIVO

LINEA PESCARA - BARI
RADDOPPIO DELLA TRATTA FERROVIARIA TERMOLI - LESINA
LOTTO 2 e 3: RADDOPPIO TERMOLI - RIPALTA

Opere D'Arte Maggiori - Ponti e Viadotti Ferroviari
V04 da km 8+429,13 a km 9+907,13
Carpenteria baggioli e ritegni sismici

Firmato digitalmente da:
Facchini Massimo
Firmato il 12/03/2024 15:25
Seriale Certificato: 2702585
Valido dal 01/09/2023 al 01/09/2026
InfoCamere Qualified Electronic Signature CA

APPALTATORE	PROGETTAZIONE		SCALA:
DIRETTORE TECNICO Ing. Luca Antonio Pellegrino ORDINE DEGLI INGEGNERI DI BARI N. 4347	DIRETTORE DELLA PROGETTAZIONE Ing. Massimo Facchini ORDINE DEGLI INGEGNERI DI BARI N. 4347		VARIE

COMMESSA	LOTTO	FASE	ENTE	TIPO DOC.	OPERA/DISCIPLINA	PROGR.	REV.
LI0B	02	E	ZZ	BB	VI0400	001	C

Revis.	Descrizione	Redatto	Data	Verificato	Data	Approvato	Data	Autorizzato Data
A	Prima emissione	A. Sciaino	Dicembre 2022	M. Manfiocchi	Dicembre 2022	A. Rivatelli	Dicembre 2022	
B	Aggiornamento per RdV	A. Sciaino	Aprile 2023	M. Manfiocchi	Aprile 2023	A. Rivatelli	Aprile 2023	
C	Aggiornamento per RdV	A. Sciaino	11/10/2023	M. Manfiocchi	12/10/2023	A. Rivatelli	13/10/2023	ORDINE DEGLI INGEGNERI DI BARI N. 4347 Ing. Luca Antonio PELLEGRINO

File: LI0B.0-2-E.ZZ.BB.VI04.0.0.001.C.DWG n. Elab.: