SPALLA 1 - PIANTA PULVINO
SCALA 1:50

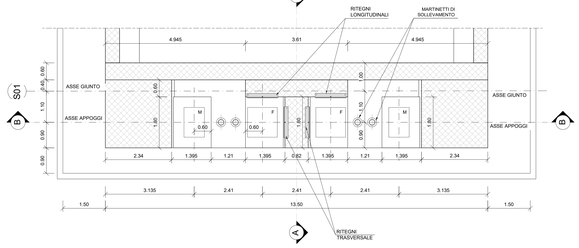

SPALLA 2 - PIANTA PULVINO
SCALA 1:50

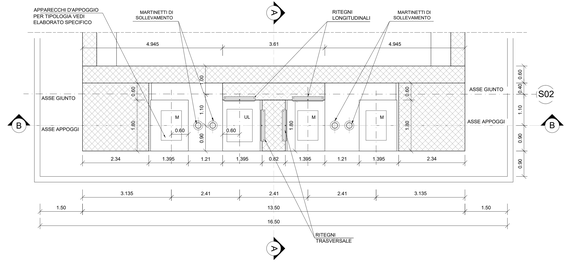

PILA TIPO - PIANTA PULVINO
SCALA 1:50

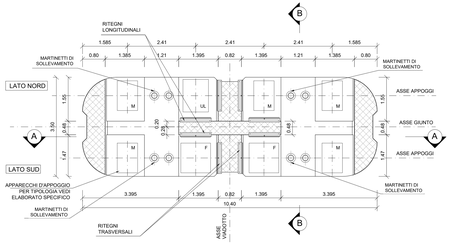

PILE "P12-P13" - PIANTA PULVINO
SCALA 1:50

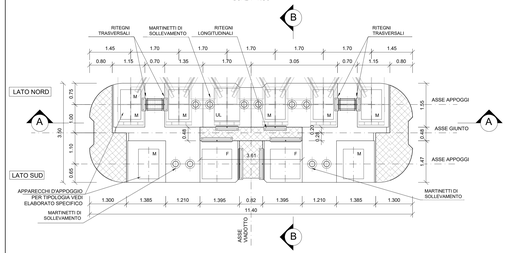

RITEGNO LONGITUDINALE PARTICOLARE "1"
SCALA 1:5 (misure in mm)

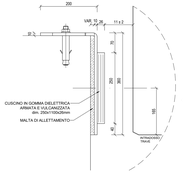

RITEGNO TRASVERSALE PARTICOLARE "2"
SCALA 1:5 (misure in mm)

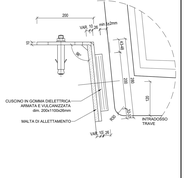

RITEGNO LONGITUDINALE PARTICOLARE "3"
SCALA 1:5 (misure in mm)

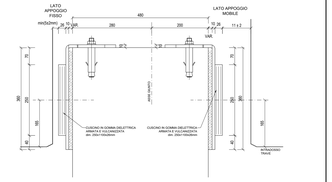

RITEGNO TRASVERSALE PARTICOLARE "4"
SCALA 1:5 (misure in mm)

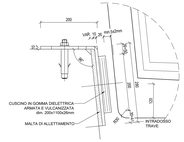

SPALLA 1 - SEZIONE B-B
SCALA 1:50

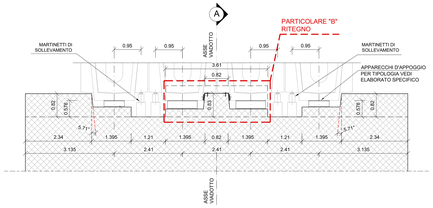

SPALLA 2 - SEZIONE B-B
SCALA 1:50

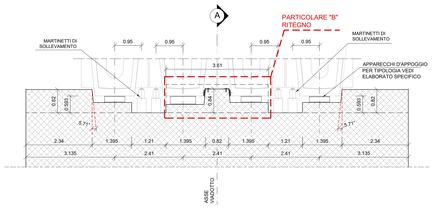

PILA TIPO - SEZIONE A-A
SCALA 1:50

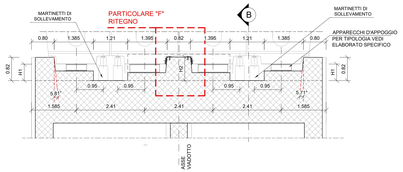

PILE "P12-P13" SEZIONE A-A
SCALA 1:50

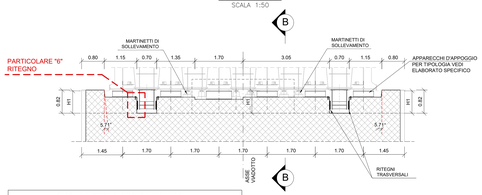

TABELLA ALTEZZE BAGGIOLO + APPOGGIO				
N. PILA	LATO NORD		LATO SUD	
	H1 (cm)	H2 (cm)	H1 (cm)	H2 (cm)
P12	58.6	83	77.4	-
P13	78.9	-	57.1	82

SPALLA 1 - SEZIONE A-A
SCALA 1:50

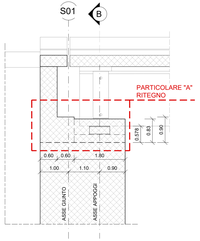

PARTICOLARE "A"
SCALA 1:20 (misure in cm)

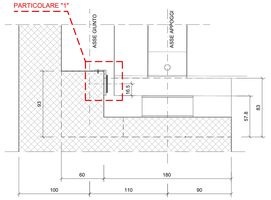

SPALLA 2 - SEZIONE A-A
SCALA 1:50

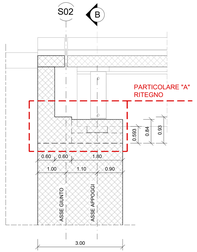

PARTICOLARE "A"
SCALA 1:20 (misure in cm)

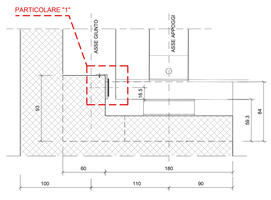

PILA TIPO - SEZIONE B-B
SCALA 1:50

PARTICOLARE "E"
SCALA 1:20 (misure in cm)

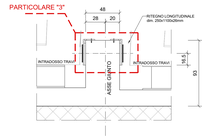

PILE "P12-P13" SEZIONE B-B
SCALA 1:50

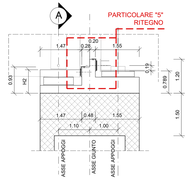

RITEGNO TRASVERSALE PARTICOLARE "6"
SCALA 1:5 (misure in mm)

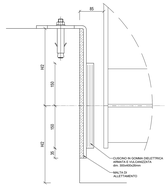

GIUNTI	Max escursione Longitudinale (mm)	Dimensione dei varchi (mm)
SPALLA S1	±5	50
SPALLA S2	±15E	150
PILE CAP	±13E	150
PILA P12	±13E	150

PARTICOLARE "B"
SCALA 1:20 (misure in cm)

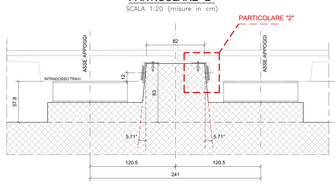

PARTICOLARE "B"
SCALA 1:20 (misure in cm)

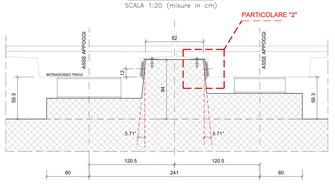

PARTICOLARE "F"
SCALA 1:20 (misure in cm)

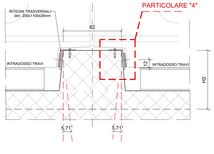

TABELLA ALTEZZE BAGGIOLO + APPOGGIO				
N. PILA	LATO NORD		LATO SUD	
	H1 (cm)	H2 (cm)	H1 (cm)	H2 (cm)
P1	58.2	83	57.6	83
P2	58.2	83	57.8	83
P3	58.2	83	57.8	83
P4	58.2	83	57.8	83
P5	58.2	83	57.8	83
P6	58.2	83	57.8	83
P7	58.2	83	57.8	83
P8	58.2	83	57.8	83
P9	58.2	83	57.8	83
P10	58.2	83	57.8	83
P11	58.4	83	57.6	83
P14	59.2	84	56.9	81
P15	59.3	84	56.7	81
P16	59.3	84	56.7	81
P17	59.3	84	56.7	81
P18	59.3	84	56.7	81

RITEGNI LONGITUDINALI PARTICOLARE "5"
SCALA 1:5 (misure in mm)

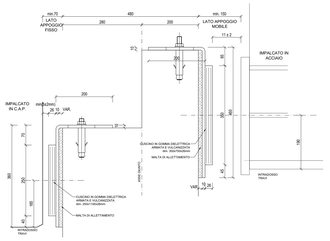

COMMITTENTE:

RFI RETE FERROVIARIA ITALIANA
GRUPPO FERROVIE DELLO STATO ITALIANE
DIREZIONE INVESTIMENTI
UNITÀ TECNICA INVESTIMENTI
DIRETTRICE SUD - PROGETTO ADRIATICA

DIREZIONE LAVORI:

ITALFERR GRUPPO FERROVIE DELLO STATO ITALIANE

APPALTATORE:

MANDATARIA: CONSORZIO STABILE ARCHEMI — MANDANTI: ATLANTE

PROGETTAZIONE: MANDATARIA: HUB ENGINEERING — MANDANTI: HUB pro

PROGETTO ESECUTIVO

LINEA PESCARA - BARI
RADDOPPIO DELLA TRATTA FERROVIARIA TERMOLI - LESINA
LOTTO 2 e 3: RADDOPPIO TERMOLI - RIPALTA

Opere D'Arte Maggiori - Ponti e Viadotti Ferroviari
VI15 da km 22+780,80 a km 23+265,80
Carpenteria baggioli e ritegni sismici

Firmato digitalmente da:
Facchini Massimo
Firmato il 13/03/2024 17:36
Seriale Certificato: 2702585
Valido dal 01/09/2023 al 01/09/2026
InfoCamere Qualified Electronic Signature CA

APPALTATORE	PROGETTAZIONE	SCALA
DIRETTORE TECNICO Ing. Massimo FACCHINI (ORDINE INGEGNERI PESCARA n.1) DIRETTORE DI COMMESSA Ing. Luigi MATTIOLI	DIRETTORE DELLA PROGETTAZIONE Ing. Luigi MATTIOLI	VARIE

COMMESSA	LOTTO	FASE	ENTE	TIPO DOC.	OPERA/DISCIPLINA	PROGR.	REV.
LI0B	02	E	ZZ	BB	VI1500	001	C

Revis.	Descrizione	Redatto	Data	Verificato	Data	Approvato	Data	Autorizzato Data
A	Prima emissione	A. Scalano	Dicembre 2022	M. Manigrassi	Dicembre 2022	A. Rivatti	Dicembre 2022	
B	Aggiornamento per RdV	A. Scalano	07/06/2023	M. Manigrassi	08/06/2023	A. Rivatti	08/06/2023	
C	Aggiornamento per RdV	A. Scalano	11/10/2023	M. Manigrassi	12/10/2023	A. Rivatti	12/10/2023	

File: LI0B.0-2-E.ZZ.BB.VI15.0.0.001.C.DWG

n. Elab.: