

Figura 4.2.2.2a Ripresa Fotografica da PV1




Figura 4.2.2.2b Ripresa Fotografica da PV2

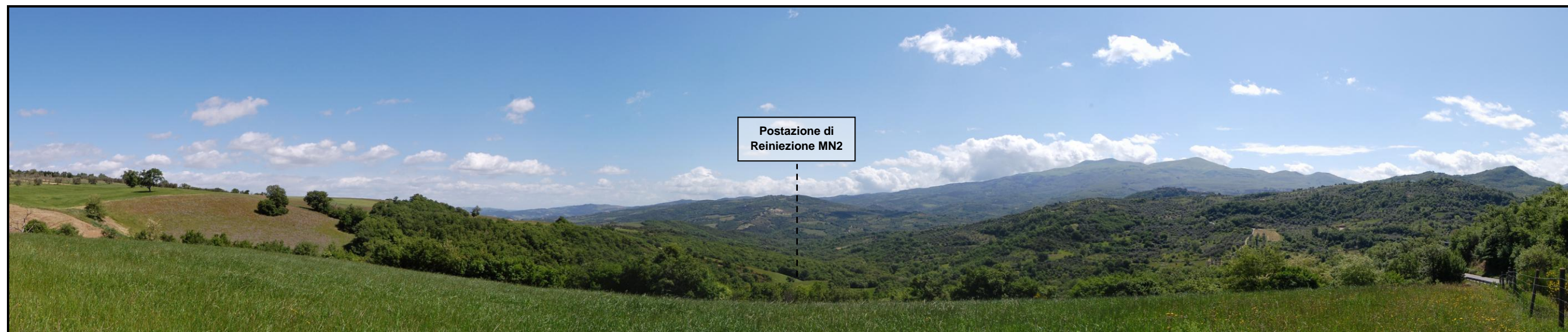


Figura 4.2.2.c (1 di 2)

Fotoinserimento da PV3 – Stato Ante Operam



Figura 4.2.2.c (2 di 2)

Fotoinserimento da PV3 – Stato Post Operam




Figura 4.2.2.2d (1 di 2)

Fotoinserimento da PV4 – Stato Ante Operam



Figura 4.2.2.2d (2 di 2)

Fotoinserimento da PV4 – Stato Post Operam




Figura 4.2.2.2e Ripresa Fotografica da PV5




Figura 4.2.2.2f Ripresa Fotografica da PV6




Figura 4.2.2.2g Ripresa Fotografica da PV7

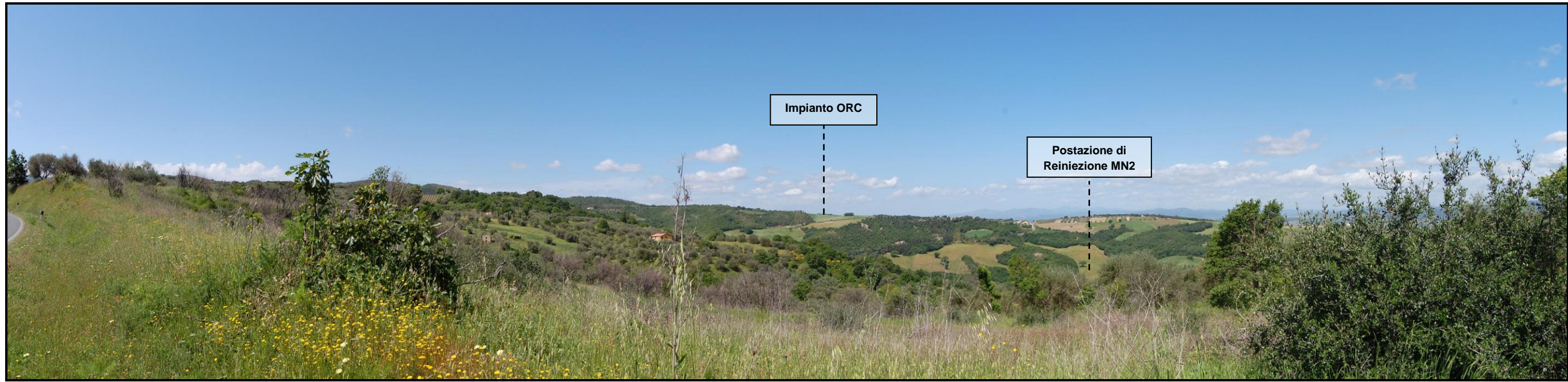


Figura 4.2.2.2h Ripresa Fotografica da PV8



Figura 4.2.2.2i **Ripresa Fotografica da PV9**

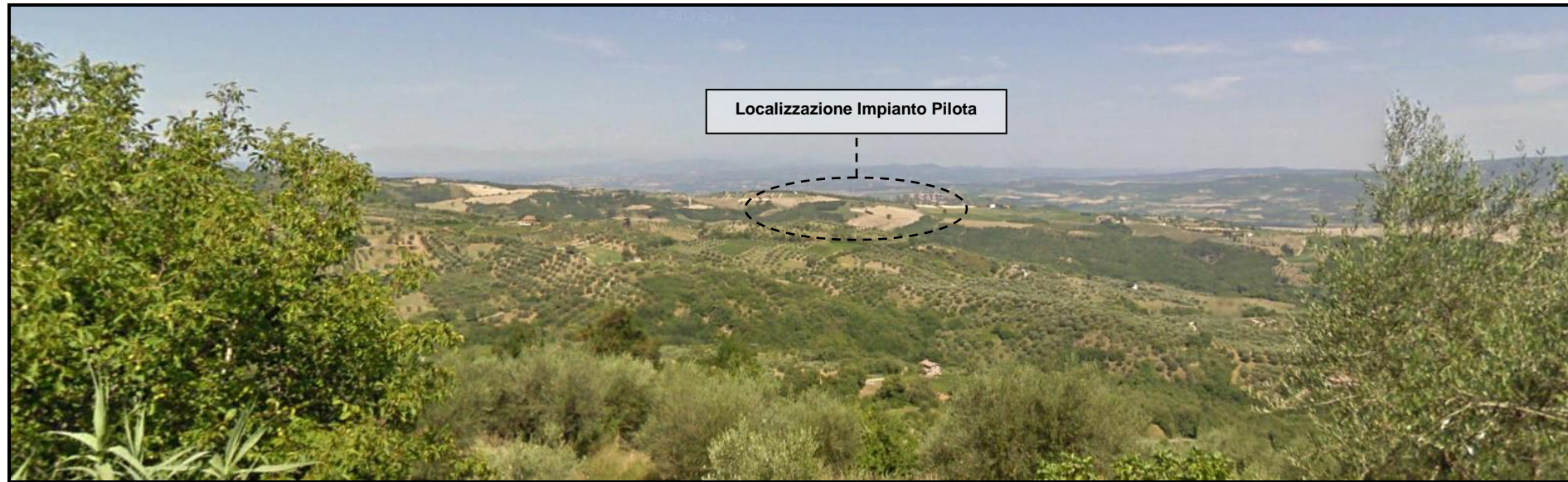


Figura 4.2.2.2l **Ripresa Fotografica da PV10**

