



Regione Puglia
Provincia di Foggia
Comune di San Severo



Oggetto: Progetto per la realizzazione di un parco eolico della potenza di 108 MW
e relative opere di connessione
PROGETTO DEFINITIVO

Proponente:
EOS SAN SEVERO 1 s.r.l.



Parco Eolico "Del Trio"

Comune: San Severo

Fogli di mappa WTG: 124 - 123 - 130 - 133 - 136 - 138 - 141 - 137 - 121 - 122 -
111 - 112 - 120 - 119

Nome elaborato:
PEI158DT-PD_38_DISCIPLINARE DESCRITTIVO

Scala:

1: ///

Rev.	Data	Descrizione
1	07/02/2024	Progetto Definitivo
2		
3		
4		
5		

Numero elaborato:

38

Formato pagina:

A4

Codice Progetto:

PEI158DT

Orientamento:



Studio Tecnico:



DL COSTRUZIONI E SERVIZI SRL
Via Tratturo Castiglione, 26 - 71121 Foggia
P.IVA: 04381520719

Tecnico Incaricato:

Ing. Angela Ottavia

Ordine degli ingegneri
della Provincia di Foggia n. 2653



Restricted
Document no.: 0098-0840 V05
2021-10-29

Performance Specification

EnVentus™

V162-6.0 MW 50/60 Hz



Table of contents

1	GENERAL DESCRIPTION	4
2	TYPE APPROVALS AND AVAILABLE HUB HEIGHTS.....	4
3	OPERATIONAL ENVELOPE AND PERFORMANCE GUIDELINES.....	5
3.1	CLIMATE AND SITE CONDITIONS.....	5
3.1.1	<i>Wind Power Plant Layout</i>	<i>6</i>
3.2	OPERATIONAL ENVELOPE – WIND.....	7
3.3	OPERATIONAL ENVELOPE – TEMPERATURE AND ALTITUDE	7
3.3.1	<i>Temperature dependent operation</i>	<i>8</i>
3.4	OPERATIONAL ENVELOPE – CONDITIONS FOR POWER CURVE AND Ct VALUES (AT HUB HEIGHT).....	10
3.5	OPERATIONAL ENVELOPE – REACTIVE POWER CAPABILITY	11
3.5.1	<i>Temperature dependent reactive power capability.....</i>	<i>11</i>
3.6	SOUND MODES	13
4	DRAWINGS	14
4.1	TURBINE VISUAL IMPRESSION – SIDE VIEW.....	14
5	GENERAL RESERVATIONS, NOTES AND DISCLAIMERS.....	15
6	POWER CURVES, CT VALUES AND SOUND CURVES, MODE PO6000/PO6000-0S	16
6.1	POWER CURVES, MODE PO6000/PO6000-0S	16
6.2	CT VALUES, MODE PO6000/PO6000-0S	17
6.3	SOUND CURVES, MODE PO6000/PO6000-0S.....	18
7	POWER CURVES, CT VALUES AND SOUND CURVES, SOUND OPTIMIZED MODES.....	19
7.1	POWER CURVES, SOUND OPTIMIZED MODE SO2	19
7.2	CT VALUES, SOUND OPTIMIZED MODE SO2	20
7.3	SOUND CURVES, SOUND OPTIMIZED MODE SO2.....	21
7.4	POWER CURVES, SOUND OPTIMIZED MODE SO3	22
7.5	CT VALUES, SOUND OPTIMIZED MODE SO3	23
7.6	SOUND CURVES, SOUND OPTIMIZED MODE SO3.....	24
7.7	POWER CURVES, SOUND OPTIMIZED MODE SO4	25
7.8	CT VALUES, SOUND OPTIMIZED MODE SO4	26
7.9	SOUND CURVES, SOUND OPTIMIZED MODE SO4.....	27
7.10	POWER CURVES, SOUND OPTIMIZED MODE SO5	28
7.11	CT VALUES, SOUND OPTIMIZED MODE SO5	29
7.12	SOUND CURVES, SOUND OPTIMIZED MODE SO5.....	30
7.13	POWER CURVES, SOUND OPTIMIZED MODE SO6	31
7.14	CT VALUES, SOUND OPTIMIZED MODE SO6	32
7.15	SOUND CURVES, SOUND OPTIMIZED MODE SO6.....	33

Recipient acknowledges that (i) this Performance Specification is provided for recipient's information only, and, does not create or constitute a warranty, guarantee, promise, commitment, or other representation (Commitment) by Vestas Wind Systems or any of its affiliated or subsidiary companies (Vestas), all of which are disclaimed by Vestas and (ii) any and all Commitments by Vestas to recipient as to this Performance Specification (or any of the contents herein) are to be contained exclusively in signed written contracts between recipient and Vestas, and not within this document.

See general reservations, notes and disclaimers (including, Section 5, p. 15) to this Performance Specification.

1 General Description

The Vestas V162-6.0 MW is a wind turbine variant within the EnVentus™ turbine range. It is a pitch regulated upwind turbine with active yaw and a three-blade rotor. The V162-6.0 MW turbine has a rotor diameter of 162 m and a rated power of 6.0 MW.

For more details, please refer to the General Description of the EnVentus™ turbine range (General Description EnVentus™ - 0081-5017).

2 Type Approvals and Available Hub Heights

The standard turbine is type certified according to the certification standards and available hub heights listed below:

Certification	Wind Class	Hub Height
IECRE OD-501	IEC S	119 / 125 / 149 / 166 m
DIBt 2012	DIBt S	119 / 166 / 169 m

3 Operational Envelope and Performance Guidelines

Actual climate and site conditions have many variables and should be considered in evaluating actual turbine performance. The design and operating parameters set forth in this section do not constitute warranties, guarantees, or representations as to turbine performance at actual sites.

3.1 Climate and Site Conditions

The standard turbine is designed for the wind climate conditions listed below. Values refer to hub height.

Wind Climate	IEC S	IEC S	IEC S	IEC S
Power Rating	6.0 MW	6.0 MW	6.0 MW	6.0 MW
Hub Height	119 m	125 m	149 m	166 m
Average design parameters - IEC				
Wind Speed (10 min average), V_{ave}	7.4 m/s	8.5 m/s	7.9 m/s	7.9 m/s
Weibull Scale Factor, C	8.3 m/s	9.6 m/s	8.9 m/s	8.9 m/s
Weibull Shape Factor, k	2.48	2.3	2.48	2.48
I_{ref} acc. to IEC 61400-1	0.15	0.14	0.15	0.15
Turbulence Intensity acc. to IEC 61400-1, Including Wind Farm Turbulence (@15 m/s) I_{90} (90% quantile)	16.9%	15.7%	16.9 %	16.9 %
Wind Shear, α	0.30	0.20	0.30	0.30
Inflow Angle (vertical)	8°	8°	8°	8°
Extreme design parameters – IEC				
Extr. Wind Speed (10 min average), V_{50}	37.1 m/s	37.5 m/s	39.5 m/s	39.5 m/s
Survival Wind Speed (3 s gust), V_{e50}	51.9 m/s	52.5 m/s	55.3 m/s	55.3 m/s
Turbulence Intensity, I_{V50}	11%	11 %	11 %	11 %

Wind Class	DIBt S	DIBt S
Hub Height	119 m	CHT* 166/169 m
Power Rating	6.0 MW	6.0 MW
Average design parameters – DIBt		
Wind Speed (10 min average), V_{ave}	7.1 m/s	7.5 m/s
Weibull Scale Factor, C	8.0 m/s	8.5 m/s
Weibull Shape Factor, k	2.22	2.22
I_{ref} acc. to IEC 61400-1	S	S
Turbulence Intensity, I_{90} (90% quant.)	S	S
Extreme design parameters – DIBt		
Extr Wind Speed (10 min average), V_{50}	39.4 m/s	37.6 m/s
Survival Wind Speed (3 s gust), V_{e50}	55.2 m/s	52.6 m/s
Turbulence intensity, $I_{V(z)}$	11.3%	11.1%
Wind Shear, α	0.25	0.27
Inflow Angle	8°	8°

*CHT is Concrete Hybrid Tower

NOTE The turbine is intended for low to medium wind speed sites and is classified as IEC S. Please contact Vestas Wind Systems A/S for further information if needed.

Climatic conditions for turbines with the optional Vestas Anti-icing System (VAS), may vary from above. Please contact Vestas Wind Systems A/S for further information.

3.1.1 Wind Power Plant Layout

Turbine spacing is to be evaluated site-specifically. Spacing below two rotor diameters (2D) may require sector-wise curtailment.

NOTE As evaluation of climate and site conditions is complex, consult Vestas for every project. If conditions exceed the above parameters, Vestas must be consulted.

3.2 Operational Envelope – Wind

Values refer to hub height and are determined by the sensors and control system of the turbine.

Wind Climate	IEC S / DIBt S	
	PO6000	SO2, SO3, SO4, SO5, SO6
Cut-In, V_{in}	3 m/s	3 m/s
Cut-Out (10 min exponential avg.), V_{out}	24 m/s	20 m/s
Re-Cut In (10 min exponential avg.)	22 m/s	18 m/s

3.3 Operational Envelope – Temperature and Altitude

Values below refer to hub height and are determined by the sensors and control system of the turbine.

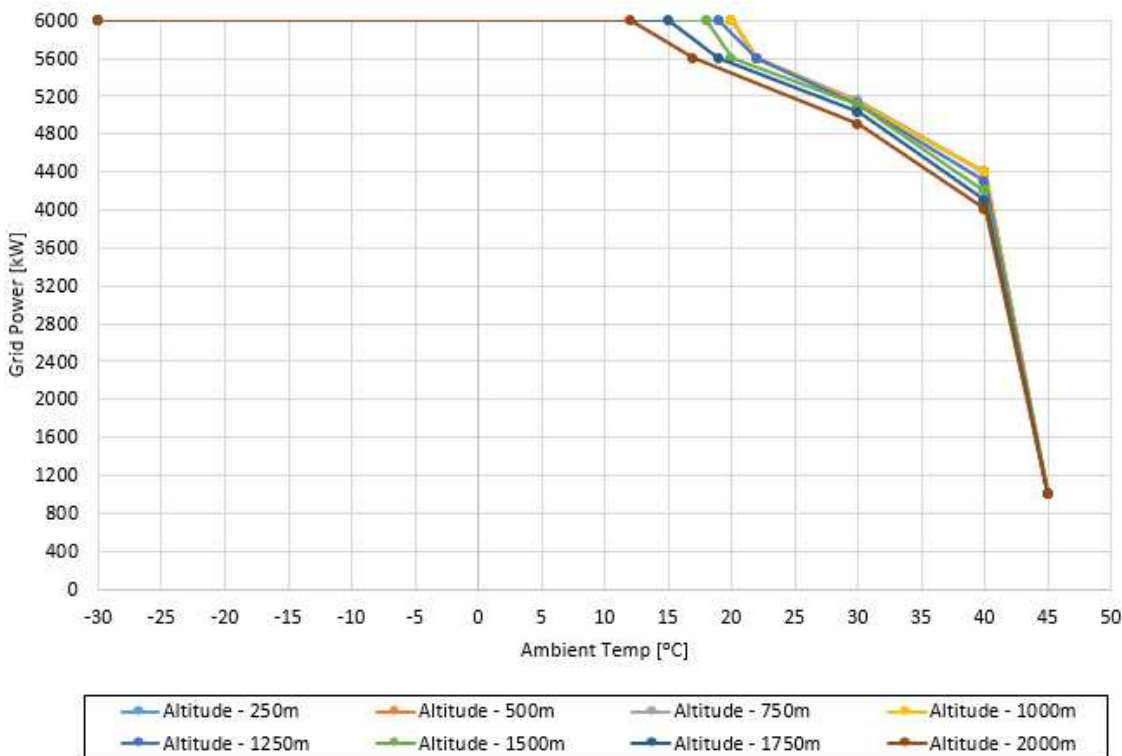
Operational Envelope – Temperature	
Ambient Temperature Interval	-20° to +45°C
Ambient Temperature Interval (Low Temperature operation)	-30° to +45°C

NOTE The wind turbine will stop producing power at ambient temperatures above 45°C. For the low temperature operation of the wind turbine please consult Vestas.

The turbine is designed for use at altitudes up to 1000 m above sea level as standard and optional up to 2000 m above sea level.


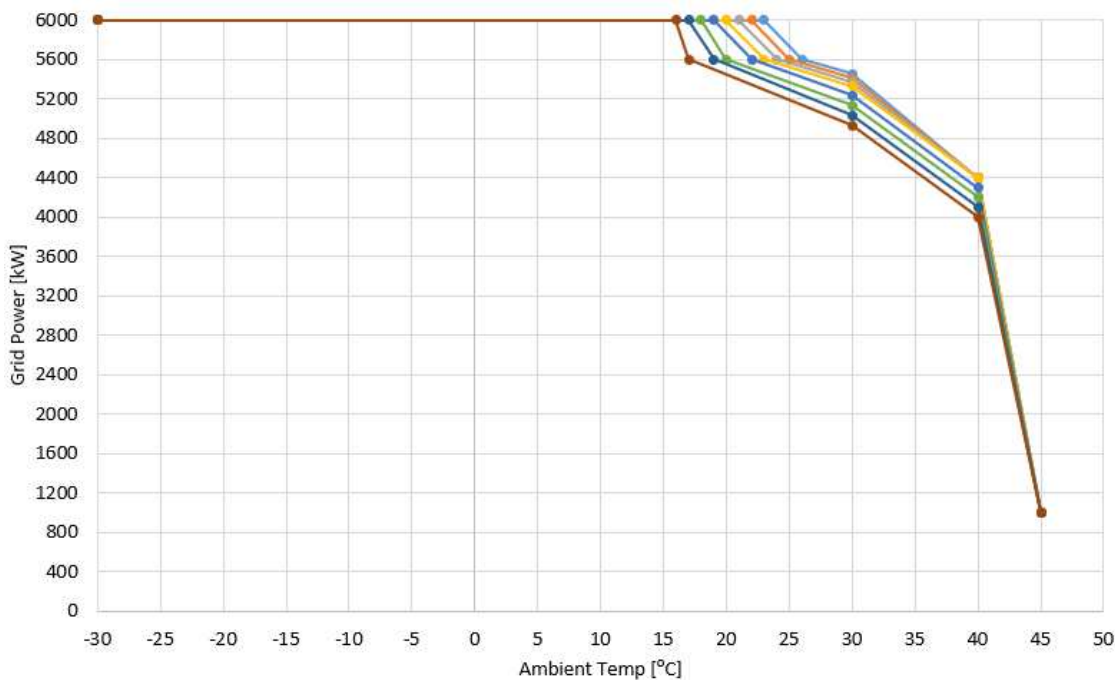
3.3.1 Temperature dependent operation

Values below refer to hub height and are determined by the sensors and control system of the turbine. At ambient temperatures above the thresholds shown for each operating mode, the turbine will maintain derated production.



Altitude	[°C]	[kW]	[°C]	[kW]	[°C]	[kW]	[°C]	[kW]	[°C]	[kW]
250	20	6000	22	5600	30	5150	40	4400	45	1000
500	20	6000	22	5600	30	5140	40	4400	45	1000
750	20	6000	22	5600	30	5130	40	4400	45	1000
1000	20	6000	22	5600	30	5120	40	4400	45	1000
1250	19	6000	22	5600	30	5110	40	4300	45	1000
1500	18	6000	20	5600	30	5100	40	4200	45	1000
1750	15	6000	19	5600	30	5033	40	4100	45	1000
2000	12	6000	17	5600	30	4900	40	4000	45	1000

Figure 3-1: Temperature dependant derated operation – Standard cooler top.



Altitude	[°C]	[kW]	[°C]	[kW]	[°C]	[kW]	[°C]	[kW]	[°C]	[kW]
250	23	6000	26	5600	30	5450	40	4400	45	1000
500	22	6000	25	5600	30	5410	40	4400	45	1000
750	21	6000	24	5600	30	5370	40	4400	45	1000
1000	20	6000	23	5600	30	5330	40	4400	45	1000
1250	19	6000	22	5600	30	5233	40	4300	45	1000
1500	18	6000	20	5600	30	5133	40	4200	45	1000
1750	17	6000	19	5600	30	5033	40	4100	45	1000
2000	16	6000	17	5600	30	4933	40	4000	45	1000

Figure 3-2: Temperature dependant derated operation – Optional high temperature cooler top

3.4 Operational Envelope – Conditions for Power Curve and C_t Values (at Hub Height)

Please consult section 6 and subsequent, for power curves and C_t values.

Conditions for Power Curve and C_t Values (at Hub Height)	
Wind Shear, α	0.00-0.30 (10-minute average)
Turbulence Intensity, I	6-12% (10-minute average)
Blades	Clean
Rain	No
Ice/Snow on Blades	No
Leading Edge	No damage
Terrain	IEC 61400-12-1
Inflow Angle (Vertical)	$0 \pm 2^\circ$
Grid Voltage	Nominal Voltage $\pm 2.5\%$
Grid Frequency	Nominal Frequency ± 0.5 Hz
Grid Active Power (LV-side)	Per tabulated values in Section 6 and following sections
Grid Reactive Power (LV-side)	Power Factor 1.0

3.5 Operational Envelope – Reactive Power Capability

The turbine has a reactive power capability on the low voltage side of the HV transformer as illustrated in Figure 3-3:

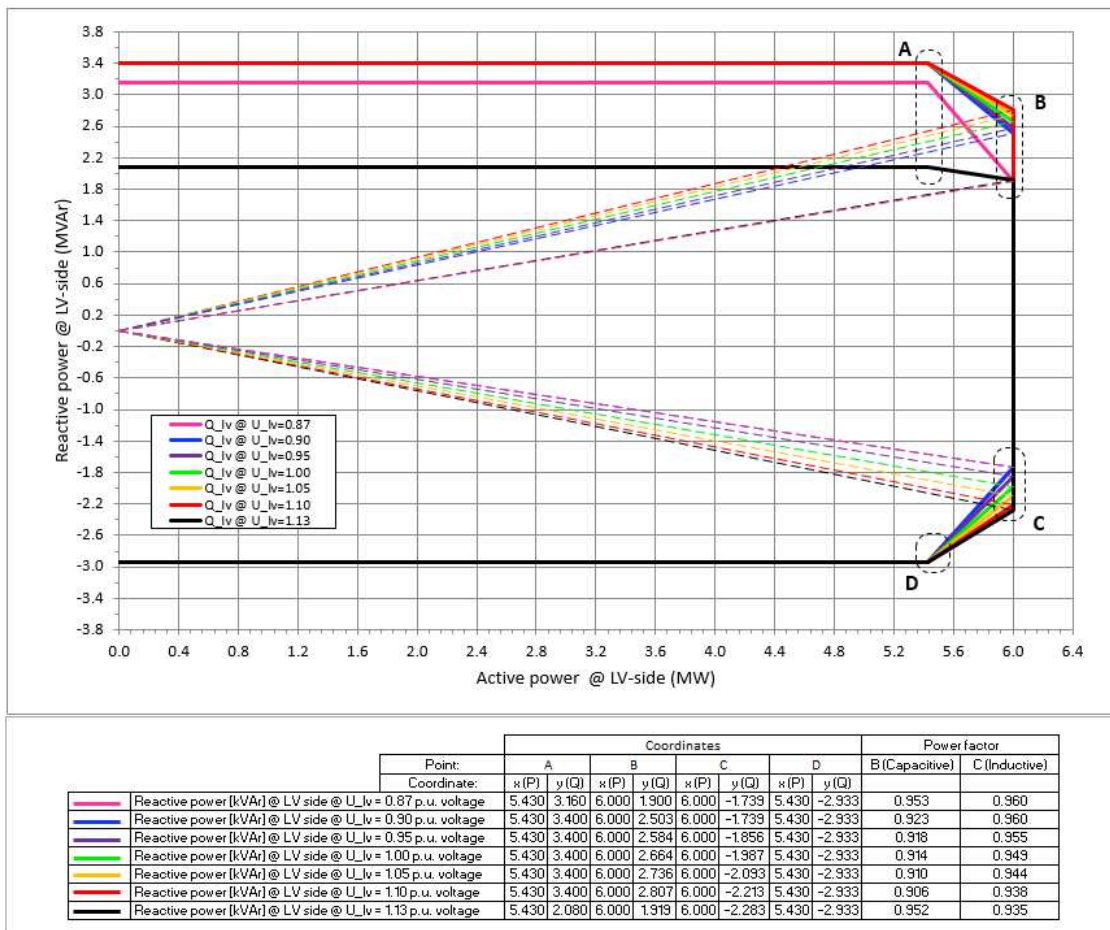


Figure 3-3: Reactive power capability

The turbine is able to maintain the reactive power capability at low wind with no active power production.

3.5.1 Temperature dependent reactive power capability

The reactive power capability shown in Figure 3-3 is valid for ambient temperatures at which no active power derate is needed according to Figure 3-1 and Figure 3-2.

For ambient temperatures up to 40°C, where active power is derated as a consequence of ambient temperature, the shape of the PQ chart (Figure 3-3: A, B, C and D points) is maintained. The active power for the A, B, C and D points is however adjusted according to the overall WTG active power derate according to Figure 3-1 and Figure 3-2.

For ambient temperatures between 40°C and 45°C, reactive power is derated proportional to the active power derate.

Figure 3-3 shows an illustrative example of the reactive power derate.

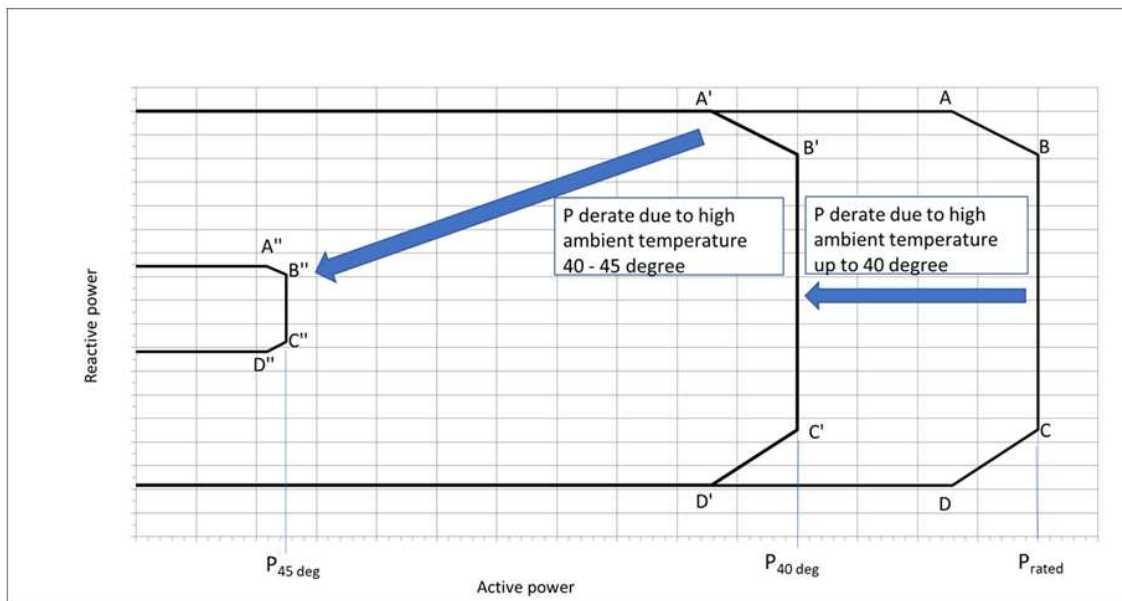


Figure 3-3: Reactive power capability temperature dependency. Illustrative example.

3.6 Sound Modes

The sound modes listed below are available for the turbine.

Sound modes			
Mode No.	Maximum Sound Level	Serrated trailing edges	Available hub heights
PO6000	104.3 dBA	Yes (standard)	119 / 125 / 149 / 166 / 169 m
PO6000-0S	107.1 dBA	No (option)	119 / 125 / 149 / 166 / 169 m

In addition, Sound Optimized (SO) modes as listed below are available as options for the turbine.

Sound Optimized (SO) modes			
Mode No.	Maximum Sound Level	Serrated trailing edges	Available hub heights
SO2	102 dBA	Yes (standard)	119 / 125 / 149 / 166 / 169 m
SO3	101 dBA	Yes (standard)	119 / 125 / 149 / 166 / 169 m
SO4	100 dBA	Yes (standard)	119 / 125 / 149 / 166 / 169 m
SO5	99 dBA	Yes (standard)	119 / 125 / 149 / 166 / 169 m
SO6	98 dBA	Yes (standard)	Site specific

NOTE Sound Optimized (SO) modes are only available with serrated trailing edges on the blades. For further details on sound performance and in case of specific requests, please contact Vestas Wind Systems A/S.

4 Drawings

Overview drawings describing the wind turbines, tower and foundation are shown in these documents.

V162 HH119 – 0075-8518
V162 HH125 – 0079-6651
V162 HH149 – 0079-6675
V162 HH166 – 0075-8514
V162 HH166 (CHT) – 0089-4873
V162 HH169 (CHT) – 0089-4874

NOTE For detailed drawings, please contact Vestas Wind Systems A/S.

4.1 Turbine visual impression – side view



5 General Reservations, Notes and Disclaimers

- © 2021 Vestas Wind Systems A/S. This document is created by Vestas Wind Systems A/S and/or its affiliates and contains copyrighted material, trademarks, and other proprietary information. All rights reserved. No part of the document may be reproduced or copied in any form or by any means – such as graphic, electronic, or mechanical, including photocopying, taping, or information storage and retrieval systems – without the prior written permission of Vestas Wind Systems A/S. The use of this document is prohibited unless specifically permitted by Vestas Wind Systems A/S. Trademarks, copyright or other notices may not be altered or removed from the document.
- The performance specifications described in this document apply to the current version of the V162-6.0 MW wind turbine. Updated versions of the V162-6.0 MW wind turbine, which may be manufactured in the future, may differ from these performance specifications. In the event that Vestas supplies an updated version of the V162-6.0 MW wind turbine, Vestas will provide an updated performance specification applicable to the updated version.
- All listed start/stop parameters (e.g. wind speeds) are equipped with hysteresis control. This can, in certain borderline situations, result in turbine stops even though the ambient conditions are within the listed operation parameters.
- This document, Performance Specification, is not an offer for sale, and does not contain any guarantee, warranty and/or verification of the power curve and sound (including, without limitation, the power curve and sound verification method). Any guarantee, warranty and/or verification of the power curve and sound (including, without limitation, the power curve and sound verification method) must be agreed to separately in writing.

6 Power Curves, Ct Values and Sound Curves, Mode PO6000/PO6000-0S

6.1 Power Curves, Mode PO6000/PO6000-0S

Wind speed [m/s]	Air density [kg/m ³]													
	1.225	0.950	0.975	1.000	1.025	1.050	1.075	1.100	1.125	1.150	1.175	1.200	1.250	1.275
3.0	32	13	14	15	17	18	20	22	24	26	28	30	35	38
3.5	150	96	101	106	111	116	121	125	130	135	140	145	155	159
4.0	292	208	215	223	231	238	246	254	261	269	277	284	300	307
4.5	467	344	355	366	378	389	400	411	422	433	444	455	478	489
5.0	676	507	523	538	553	569	584	599	615	630	645	660	691	706
5.5	927	701	721	742	762	783	804	824	845	865	886	907	948	968
6.0	1229	934	961	988	1015	1042	1068	1095	1122	1148	1175	1202	1255	1282
6.5	1584	1211	1245	1279	1313	1347	1381	1415	1449	1483	1516	1550	1618	1651
7.0	2000	1535	1578	1620	1662	1705	1747	1789	1832	1874	1916	1958	2042	2084
7.5	2476	1907	1959	2010	2062	2114	2166	2218	2269	2321	2373	2424	2527	2578
8.0	3017	2330	2392	2455	2518	2581	2643	2706	2768	2831	2893	2955	3079	3141
8.5	3624	2807	2882	2957	3032	3107	3181	3255	3330	3404	3477	3551	3696	3769
9.0	4264	3337	3424	3511	3598	3685	3769	3853	3937	4022	4102	4183	4341	4419
9.5	4859	3882	3976	4070	4163	4257	4345	4433	4521	4609	4692	4776	4936	5014
10.0	5380	4415	4513	4611	4709	4808	4895	4983	5071	5159	5233	5306	5442	5504
10.5	5734	4920	5015	5109	5204	5299	5371	5442	5514	5585	5635	5684	5770	5807
11.0	5932	5377	5455	5534	5612	5691	5735	5779	5823	5868	5889	5910	5944	5955
11.5	5983	5714	5760	5805	5850	5895	5912	5929	5945	5962	5969	5976	5987	5991
12.0	5998	5898	5916	5933	5950	5968	5974	5980	5986	5992	5994	5996	5999	5999
12.5	6000	5965	5972	5979	5986	5994	5995	5996	5998	5999	6000	6000	6000	6000
13.0	6000	5991	5993	5995	5997	5999	6000	6000	6000	6000	6000	6000	6000	6000
13.5	6000	5999	5999	5999	6000	6000	6000	6000	6000	6000	6000	6000	6000	6000
14.0	6000	6000	6000	6000	6000	6000	6000	6000	6000	6000	6000	6000	6000	6000
14.5	6000	6000	6000	6000	6000	6000	6000	6000	6000	6000	6000	6000	6000	6000
15.0	6000	6000	6000	6000	6000	6000	6000	6000	6000	6000	6000	6000	6000	6000
15.5	6000	6000	6000	6000	6000	6000	6000	6000	6000	6000	6000	6000	6000	6000
16.0	6000	6000	6000	6000	6000	6000	6000	6000	6000	6000	6000	6000	6000	6000
16.5	6000	6000	6000	6000	6000	6000	6000	6000	6000	6000	6000	6000	6000	6000
17.0	6000	6000	6000	6000	6000	6000	6000	6000	6000	6000	6000	6000	6000	6000
17.5	6000	5987	5989	5991	5994	5996	5997	5998	5999	6000	6000	6000	6000	6000
18.0	5846	5728	5737	5747	5757	5766	5777	5788	5799	5810	5822	5834	5858	5871
18.5	5581	5483	5490	5498	5506	5514	5523	5532	5541	5550	5561	5571	5593	5604
19.0	5360	5270	5277	5284	5292	5299	5307	5315	5324	5332	5341	5351	5369	5379
19.5	5128	5019	5028	5036	5045	5054	5065	5075	5086	5096	5107	5117	5139	5151
20.0	4844	4735	4744	4753	4762	4771	4781	4791	4801	4811	4822	4833	4854	4865
20.5	4555	4450	4459	4468	4477	4485	4495	4505	4515	4524	4535	4545	4565	4574
21.0	4268	4175	4183	4191	4198	4206	4215	4223	4232	4240	4250	4259	4278	4288
21.5	3985	3898	3905	3913	3920	3928	3936	3944	3952	3960	3968	3976	3993	4002
22.0	3690	3600	3608	3616	3623	3631	3639	3647	3656	3664	3672	3681	3699	3707
22.5	3383	3306	3313	3319	3326	3332	3339	3346	3353	3361	3368	3376	3391	3398
23.0	3102	3034	3040	3046	3052	3058	3064	3070	3076	3082	3088	3095	3109	3115
23.5	2801	2728	2734	2741	2748	2755	2761	2768	2775	2782	2788	2795	2809	2816
24.0	2479	2405	2412	2418	2425	2432	2438	2444	2450	2456	2463	2471	2484	2490

Original Instruction: T05 0098-0840 VER 05

T05 0098-0840 Ver 05 - Approved- Exported from DMS: 2022-03-07 by PIDEI

6.2 Ct Values, Mode PO6000/PO6000-0S

Air density kg/m ³														
Wind speed [m/s]	1.225	0.950	0.975	1.000	1.025	1.050	1.075	1.100	1.125	1.150	1.175	1.200	1.250	1.275
3.0	0.908	0.911	0.911	0.912	0.912	0.912	0.912	0.911	0.911	0.911	0.910	0.909	0.908	0.907
3.5	0.882	0.890	0.889	0.888	0.888	0.887	0.887	0.886	0.885	0.885	0.884	0.883	0.881	0.880
4.0	0.853	0.859	0.858	0.858	0.857	0.857	0.856	0.856	0.855	0.855	0.854	0.854	0.853	0.852
4.5	0.837	0.839	0.839	0.839	0.839	0.838	0.838	0.838	0.838	0.838	0.838	0.838	0.837	0.837
5.0	0.820	0.821	0.821	0.821	0.821	0.821	0.820	0.820	0.820	0.820	0.820	0.820	0.820	0.820
5.5	0.814	0.814	0.814	0.814	0.814	0.814	0.814	0.814	0.814	0.814	0.814	0.814	0.814	0.814
6.0	0.812	0.813	0.813	0.813	0.813	0.813	0.813	0.813	0.813	0.813	0.812	0.812	0.812	0.812
6.5	0.810	0.813	0.813	0.813	0.812	0.812	0.812	0.812	0.811	0.811	0.811	0.810	0.810	0.809
7.0	0.807	0.812	0.812	0.811	0.811	0.810	0.810	0.810	0.809	0.809	0.808	0.808	0.807	0.806
7.5	0.804	0.810	0.809	0.809	0.808	0.808	0.807	0.807	0.806	0.806	0.805	0.805	0.803	0.803
8.0	0.800	0.807	0.807	0.806	0.805	0.805	0.804	0.803	0.803	0.802	0.801	0.800	0.799	0.798
8.5	0.793	0.805	0.804	0.803	0.802	0.801	0.800	0.799	0.798	0.797	0.796	0.794	0.791	0.789
9.0	0.763	0.800	0.798	0.795	0.793	0.791	0.787	0.784	0.780	0.777	0.772	0.767	0.757	0.752
9.5	0.701	0.766	0.760	0.755	0.749	0.744	0.738	0.732	0.726	0.720	0.714	0.707	0.695	0.689
10.0	0.635	0.712	0.706	0.699	0.692	0.685	0.679	0.672	0.665	0.658	0.650	0.642	0.626	0.618
10.5	0.559	0.655	0.648	0.640	0.633	0.625	0.616	0.607	0.598	0.589	0.579	0.569	0.549	0.539
11.0	0.484	0.601	0.591	0.582	0.572	0.563	0.551	0.540	0.529	0.518	0.507	0.495	0.473	0.462
11.5	0.413	0.540	0.528	0.516	0.504	0.492	0.480	0.468	0.456	0.444	0.434	0.424	0.404	0.395
12.0	0.356	0.475	0.462	0.450	0.437	0.425	0.414	0.404	0.393	0.383	0.374	0.365	0.349	0.341
12.5	0.310	0.413	0.402	0.390	0.379	0.368	0.359	0.350	0.341	0.332	0.325	0.318	0.304	0.297
13.0	0.273	0.360	0.351	0.341	0.331	0.322	0.314	0.307	0.299	0.291	0.285	0.279	0.267	0.262
13.5	0.242	0.317	0.309	0.300	0.292	0.284	0.277	0.271	0.264	0.258	0.252	0.247	0.237	0.232
14.0	0.216	0.280	0.273	0.266	0.259	0.252	0.246	0.241	0.235	0.230	0.225	0.220	0.211	0.207
14.5	0.193	0.250	0.244	0.238	0.232	0.225	0.220	0.216	0.211	0.206	0.202	0.197	0.190	0.186
15.0	0.174	0.224	0.219	0.214	0.208	0.203	0.198	0.194	0.190	0.185	0.182	0.178	0.171	0.168
15.5	0.158	0.202	0.198	0.193	0.188	0.183	0.179	0.176	0.172	0.168	0.165	0.161	0.155	0.152
16.0	0.144	0.184	0.179	0.175	0.171	0.166	0.163	0.159	0.156	0.153	0.150	0.147	0.141	0.139
16.5	0.131	0.167	0.163	0.159	0.156	0.152	0.149	0.145	0.142	0.139	0.137	0.134	0.129	0.127
17.0	0.120	0.153	0.149	0.146	0.142	0.139	0.136	0.133	0.130	0.127	0.125	0.123	0.118	0.116
17.5	0.111	0.140	0.137	0.134	0.131	0.128	0.125	0.123	0.120	0.118	0.116	0.113	0.109	0.107
18.0	0.100	0.124	0.121	0.119	0.116	0.114	0.112	0.110	0.107	0.105	0.104	0.102	0.099	0.097
18.5	0.089	0.110	0.107	0.105	0.103	0.101	0.099	0.097	0.095	0.093	0.092	0.090	0.088	0.086
19.0	0.079	0.097	0.095	0.093	0.091	0.089	0.087	0.086	0.084	0.083	0.081	0.080	0.078	0.076
19.5	0.070	0.086	0.084	0.082	0.081	0.079	0.078	0.076	0.075	0.074	0.072	0.071	0.069	0.068
20.0	0.062	0.076	0.074	0.073	0.071	0.070	0.068	0.067	0.066	0.065	0.064	0.063	0.061	0.060
20.5	0.055	0.067	0.065	0.064	0.063	0.061	0.060	0.059	0.058	0.057	0.057	0.056	0.054	0.053
21.0	0.048	0.059	0.058	0.056	0.055	0.054	0.053	0.052	0.052	0.051	0.050	0.049	0.048	0.047
21.5	0.043	0.052	0.051	0.050	0.049	0.048	0.047	0.046	0.046	0.045	0.044	0.043	0.042	0.042
22.0	0.038	0.045	0.044	0.044	0.043	0.042	0.041	0.041	0.040	0.039	0.039	0.038	0.037	0.037
22.5	0.033	0.039	0.039	0.038	0.037	0.037	0.036	0.036	0.035	0.034	0.034	0.033	0.033	0.032
23.0	0.029	0.035	0.034	0.033	0.033	0.032	0.032	0.031	0.031	0.030	0.030	0.030	0.029	0.028
23.5	0.025	0.030	0.029	0.029	0.028	0.028	0.028	0.027	0.027	0.026	0.026	0.026	0.025	0.025
24.0	0.022	0.026	0.025	0.025	0.024	0.024	0.024	0.023	0.023	0.023	0.022	0.022	0.022	0.021

6.3 Sound Curves, Mode PO6000/PO6000-0S

Sound Power Level at Hub Height		
Conditions for Sound Power Level:	Measurement standard IEC 61400-11 ed. 3 Maximum turbulence at hub height: 30% Inflow angle (vertical): 0 ±2° Air density: 1.225 kg/m ³	
Wind speed at hub height [m/s]	Sound Power Level at Hub Height [dBA] Mode PO6000 (Blades with serrated trailing edge)	Sound Power Level at Hub Height [dBA] Mode PO6000-0S (Blades without serrated trailing edge)
3	93.9	96.7
4	94.1	96.9
5	94.3	97.1
6	96.2	99.0
7	99.2	102.0
8	102.0	104.8
9	104.1	106.9
10	104.3	107.1
11	104.3	107.1
12	104.3	107.1
13	104.3	107.1
14	104.3	107.1
15	104.3	107.1
16	104.3	107.1
17	104.3	107.1
18	104.3	107.1
19	104.3	107.1
20	104.3	107.1

7 Power Curves, Ct Values and Sound Curves, Sound Optimized Modes

7.1 Power Curves, Sound Optimized Mode SO2

Wind speed [m/s]	Air density [kg/m³]													
	1.225	0.950	0.975	1.000	1.025	1.050	1.075	1.100	1.125	1.150	1.175	1.200	1.250	1.275
3.0	27	9	10	12	13	14	16	18	20	21	23	25	29	32
3.5	144	91	95	100	105	110	115	120	125	129	134	139	149	153
4.0	289	205	212	220	228	235	243	251	258	266	274	281	297	304
4.5	464	341	352	363	375	386	397	408	419	430	441	452	475	486
5.0	669	502	517	532	547	563	578	593	608	624	639	654	685	700
5.5	919	693	714	734	755	775	796	816	837	857	878	898	939	960
6.0	1219	925	952	979	1005	1032	1059	1086	1113	1140	1166	1193	1246	1272
6.5	1574	1201	1235	1269	1303	1337	1371	1405	1439	1473	1507	1540	1608	1642
7.0	1991	1525	1568	1610	1653	1695	1737	1780	1822	1864	1906	1948	2033	2075
7.5	2461	1892	1944	1995	2047	2099	2151	2203	2255	2306	2358	2410	2513	2564
8.0	2983	2299	2362	2424	2486	2549	2611	2673	2735	2797	2859	2921	3044	3106
8.5	3530	2729	2802	2876	2949	3022	3095	3168	3241	3314	3386	3458	3601	3672
9.0	4079	3173	3257	3342	3426	3511	3594	3677	3760	3843	3922	4001	4153	4226
9.5	4500	3611	3706	3800	3895	3989	4071	4152	4234	4316	4377	4438	4546	4592
10.0	4745	4028	4120	4212	4304	4396	4457	4518	4579	4640	4675	4710	4766	4787
10.5	4860	4381	4453	4526	4599	4672	4707	4743	4779	4815	4830	4845	4869	4877
11.0	4928	4650	4700	4750	4800	4851	4866	4881	4896	4911	4917	4923	4931	4934
11.5	4972	4824	4851	4878	4905	4932	4940	4947	4955	4963	4966	4969	4973	4974
12.0	5009	4928	4942	4957	4972	4986	4991	4996	5001	5006	5007	5008	5009	5008
12.5	5038	4987	4997	5006	5016	5026	5029	5032	5034	5037	5037	5037	5037	5037
13.0	5052	5016	5024	5031	5038	5045	5047	5049	5051	5052	5052	5052	5052	5052
13.5	5057	5028	5035	5041	5047	5053	5054	5055	5056	5057	5057	5057	5057	5057
14.0	5057	5033	5038	5043	5048	5053	5054	5055	5056	5057	5057	5057	5057	5057
14.5	5052	5029	5034	5038	5043	5048	5048	5049	5050	5051	5051	5051	5052	5052
15.0	5037	5012	5017	5022	5027	5032	5032	5033	5034	5035	5036	5036	5037	5038
15.5	5015	4992	4996	5000	5005	5009	5010	5011	5012	5013	5014	5014	5016	5016
16.0	4990	4968	4972	4976	4980	4984	4986	4986	4988	4988	4989	4990	4991	4992
16.5	4964	4942	4946	4950	4954	4958	4959	4960	4961	4962	4963	4964	4965	4966
17.0	4938	4916	4920	4924	4927	4931	4932	4933	4935	4936	4936	4937	4938	4939
17.5	4912	4888	4893	4897	4901	4905	4906	4907	4909	4910	4910	4911	4912	4913
18.0	4885	4864	4867	4871	4875	4879	4880	4881	4882	4882	4883	4884	4886	4886
18.5	4859	4841	4844	4847	4850	4853	4854	4855	4856	4857	4857	4858	4860	4860
19.0	4836	4818	4821	4824	4826	4829	4831	4832	4833	4834	4835	4836	4837	4837
19.5	4813	4789	4793	4796	4800	4803	4805	4806	4808	4810	4811	4812	4814	4815
20.0	4736	4690	4695	4701	4706	4711	4714	4718	4722	4726	4729	4732	4740	4744

Original Instruction: T05 0098-0840 VER 05

T05 0098-0840 Ver 05 - Approved- Exported from DMS: 2022-03-07 by PIDEI

7.2 Ct Values, Sound Optimized Mode SO2

Air density kg/m ³														
Wind speed [m/s]	1.225	0.950	0.975	1.000	1.025	1.050	1.075	1.100	1.125	1.150	1.175	1.200	1.250	1.275
3.0	0.914	0.912	0.913	0.913	0.914	0.915	0.915	0.915	0.915	0.915	0.915	0.914	0.913	0.913
3.5	0.888	0.894	0.893	0.893	0.893	0.892	0.892	0.891	0.891	0.891	0.890	0.889	0.888	0.887
4.0	0.851	0.857	0.856	0.856	0.855	0.854	0.854	0.853	0.853	0.852	0.852	0.852	0.851	0.850
4.5	0.822	0.823	0.823	0.823	0.822	0.822	0.822	0.822	0.822	0.822	0.822	0.822	0.822	0.822
5.0	0.801	0.801	0.801	0.801	0.801	0.801	0.801	0.801	0.801	0.801	0.801	0.801	0.801	0.801
5.5	0.797	0.797	0.797	0.797	0.797	0.797	0.797	0.797	0.797	0.797	0.797	0.797	0.797	0.797
6.0	0.797	0.797	0.797	0.797	0.797	0.797	0.797	0.797	0.797	0.797	0.797	0.797	0.797	0.797
6.5	0.798	0.799	0.799	0.799	0.799	0.799	0.799	0.799	0.799	0.798	0.798	0.798	0.798	0.798
7.0	0.801	0.804	0.804	0.803	0.803	0.803	0.803	0.803	0.802	0.802	0.802	0.802	0.801	0.801
7.5	0.796	0.798	0.798	0.798	0.798	0.798	0.797	0.797	0.797	0.797	0.796	0.796	0.795	0.795
8.0	0.784	0.787	0.787	0.786	0.786	0.786	0.786	0.785	0.785	0.785	0.784	0.784	0.783	0.783
8.5	0.747	0.751	0.750	0.750	0.750	0.749	0.749	0.749	0.748	0.748	0.748	0.747	0.746	0.745
9.0	0.707	0.717	0.717	0.717	0.716	0.716	0.715	0.715	0.714	0.713	0.711	0.709	0.703	0.699
9.5	0.634	0.683	0.682	0.681	0.680	0.679	0.675	0.670	0.665	0.660	0.651	0.643	0.624	0.613
10.0	0.541	0.631	0.627	0.623	0.619	0.615	0.606	0.597	0.588	0.578	0.566	0.554	0.528	0.516
10.5	0.455	0.566	0.559	0.552	0.544	0.537	0.525	0.513	0.502	0.490	0.478	0.466	0.444	0.433
11.0	0.385	0.500	0.490	0.481	0.471	0.461	0.450	0.438	0.427	0.415	0.405	0.395	0.376	0.368
11.5	0.332	0.437	0.427	0.416	0.406	0.395	0.386	0.376	0.366	0.357	0.348	0.340	0.325	0.317
12.0	0.289	0.382	0.372	0.363	0.353	0.343	0.335	0.327	0.319	0.311	0.303	0.296	0.283	0.277
12.5	0.254	0.335	0.326	0.318	0.309	0.301	0.294	0.287	0.280	0.273	0.267	0.261	0.249	0.244
13.0	0.225	0.294	0.287	0.280	0.272	0.265	0.259	0.253	0.247	0.241	0.235	0.230	0.220	0.216
13.5	0.200	0.260	0.254	0.248	0.241	0.235	0.230	0.224	0.219	0.214	0.209	0.205	0.196	0.192
14.0	0.179	0.232	0.226	0.220	0.215	0.209	0.205	0.200	0.195	0.191	0.187	0.183	0.175	0.172
14.5	0.160	0.207	0.202	0.197	0.192	0.187	0.183	0.179	0.175	0.171	0.167	0.164	0.157	0.154
15.0	0.144	0.185	0.181	0.177	0.172	0.168	0.164	0.161	0.157	0.153	0.150	0.147	0.142	0.139
15.5	0.130	0.167	0.163	0.159	0.155	0.151	0.148	0.145	0.142	0.138	0.136	0.133	0.128	0.125
16.0	0.118	0.151	0.147	0.144	0.140	0.137	0.134	0.131	0.128	0.125	0.123	0.120	0.116	0.114
16.5	0.107	0.136	0.133	0.130	0.127	0.124	0.122	0.119	0.116	0.114	0.112	0.109	0.105	0.103
17.0	0.098	0.124	0.121	0.119	0.116	0.113	0.111	0.108	0.106	0.104	0.102	0.100	0.096	0.094
17.5	0.090	0.114	0.111	0.109	0.106	0.104	0.102	0.100	0.097	0.095	0.094	0.092	0.088	0.087
18.0	0.083	0.104	0.102	0.100	0.097	0.095	0.093	0.091	0.089	0.087	0.086	0.084	0.081	0.080
18.5	0.076	0.096	0.094	0.092	0.090	0.087	0.086	0.084	0.082	0.080	0.079	0.078	0.075	0.073
19.0	0.070	0.088	0.086	0.084	0.082	0.080	0.079	0.077	0.075	0.074	0.073	0.071	0.069	0.067
19.5	0.065	0.081	0.079	0.078	0.076	0.074	0.073	0.071	0.070	0.068	0.067	0.066	0.064	0.063
20.0	0.060	0.074	0.072	0.071	0.069	0.068	0.067	0.066	0.064	0.063	0.062	0.061	0.059	0.058

7.3 Sound Curves, Sound Optimized Mode SO2

Sound Power Level at Hub Height	
Conditions for Sound Power Level:	Measurement standard IEC 61400-11 ed. 3 Maximum turbulence at hub height: 30% Inflow angle (vertical): 0 ±2° Air density: 1.225 kg/m ³
Wind speed at hub height [m/s]	Sound Power Level at Hub Height [dBA] Sound Optimized Mode SO2 (Blades with serrated trailing edge)
3	93.5
4	93.7
5	94.3
6	97.3
7	100.2
8	102.0
9	102.0
10	102.0
11	102.0
12	102.0
13	102.0
14	102.0
15	102.0
16	102.0
17	102.0
18	102.0
19	102.0
20	102.0

7.4 Power Curves, Sound Optimized Mode SO3

Air density [kg/m ³]														
Wind speed [m/s]	1.225	0.950	0.975	1.000	1.025	1.050	1.075	1.100	1.125	1.150	1.175	1.200	1.250	1.275
3.0	27	9	10	12	13	14	16	18	20	21	23	25	29	32
3.5	144	91	95	100	105	110	115	120	125	129	134	139	149	153
4.0	289	205	212	220	228	235	243	251	258	266	274	281	297	304
4.5	464	341	352	363	375	386	397	408	419	430	441	452	475	486
5.0	669	502	517	532	547	563	578	593	608	624	639	654	685	700
5.5	919	693	714	734	755	775	796	816	837	857	878	898	939	960
6.0	1219	925	952	979	1005	1032	1059	1086	1113	1140	1166	1193	1246	1272
6.5	1574	1201	1235	1269	1303	1337	1371	1405	1439	1473	1507	1540	1608	1642
7.0	1990	1525	1567	1610	1652	1694	1737	1779	1821	1864	1906	1948	2032	2074
7.5	2453	1886	1937	1989	2041	2092	2144	2196	2247	2299	2350	2402	2504	2556
8.0	2953	2277	2339	2400	2462	2524	2585	2647	2708	2770	2831	2892	3014	3076
8.5	3458	2674	2745	2817	2889	2960	3032	3103	3174	3246	3317	3387	3528	3598
9.0	3940	3059	3140	3222	3303	3385	3465	3546	3626	3706	3784	3862	4012	4083
9.5	4306	3423	3514	3604	3694	3784	3866	3948	4031	4113	4177	4242	4353	4400
10.0	4532	3760	3853	3945	4037	4130	4199	4268	4337	4406	4448	4490	4557	4582
10.5	4659	4070	4154	4237	4320	4403	4451	4498	4545	4592	4615	4637	4671	4683
11.0	4742	4331	4398	4466	4534	4602	4629	4657	4685	4713	4723	4733	4748	4754
11.5	4800	4532	4580	4628	4676	4723	4738	4753	4768	4782	4788	4794	4803	4806
12.0	4829	4647	4680	4714	4747	4780	4789	4799	4809	4818	4822	4826	4830	4832
12.5	4839	4698	4725	4751	4777	4803	4810	4817	4824	4831	4834	4836	4840	4840
13.0	4841	4724	4745	4767	4789	4811	4817	4823	4829	4835	4837	4839	4842	4842
13.5	4841	4731	4752	4774	4795	4817	4822	4827	4833	4838	4839	4840	4842	4842
14.0	4840	4746	4765	4783	4801	4820	4824	4828	4833	4837	4838	4839	4840	4841
14.5	4834	4754	4770	4786	4801	4817	4820	4824	4828	4831	4832	4833	4835	4835
15.0	4819	4744	4758	4773	4787	4801	4805	4808	4812	4816	4817	4818	4820	4820
15.5	4798	4728	4741	4754	4767	4781	4784	4788	4791	4794	4796	4797	4798	4799
16.0	4773	4707	4719	4732	4744	4756	4759	4763	4766	4770	4771	4772	4774	4774
16.5	4746	4685	4696	4708	4719	4730	4734	4737	4740	4743	4744	4745	4747	4748
17.0	4720	4664	4674	4684	4695	4705	4708	4710	4713	4716	4717	4718	4720	4720
17.5	4693	4637	4648	4658	4668	4679	4681	4684	4687	4690	4691	4692	4694	4694
18.0	4666	4620	4629	4637	4646	4654	4656	4659	4661	4664	4664	4665	4667	4668
18.5	4640	4604	4611	4617	4623	4630	4632	4634	4636	4638	4638	4639	4640	4641
19.0	4617	4584	4589	4595	4600	4606	4608	4610	4612	4614	4615	4616	4618	4618
19.5	4598	4574	4578	4582	4586	4590	4592	4593	4595	4596	4597	4597	4598	4599
20.0	4575	4548	4552	4555	4559	4563	4565	4567	4569	4571	4572	4573	4576	4577

7.5 Ct Values, Sound Optimized Mode SO3

Air density kg/m ³														
Wind speed [m/s]	1.225	0.950	0.975	1.000	1.025	1.050	1.075	1.100	1.125	1.150	1.175	1.200	1.250	1.275
3.0	0.914	0.912	0.913	0.913	0.914	0.915	0.915	0.915	0.915	0.915	0.915	0.914	0.913	0.913
3.5	0.888	0.894	0.893	0.893	0.893	0.892	0.892	0.891	0.891	0.891	0.890	0.889	0.888	0.887
4.0	0.851	0.857	0.856	0.856	0.855	0.854	0.854	0.853	0.853	0.852	0.852	0.852	0.851	0.850
4.5	0.822	0.823	0.823	0.823	0.822	0.822	0.822	0.822	0.822	0.822	0.822	0.822	0.822	0.822
5.0	0.801	0.801	0.801	0.801	0.801	0.801	0.801	0.801	0.801	0.801	0.801	0.801	0.801	0.801
5.5	0.797	0.797	0.797	0.797	0.797	0.797	0.797	0.797	0.797	0.797	0.797	0.797	0.797	0.797
6.0	0.797	0.797	0.797	0.797	0.797	0.797	0.797	0.797	0.797	0.797	0.797	0.797	0.797	0.797
6.5	0.798	0.799	0.799	0.799	0.799	0.799	0.799	0.799	0.799	0.798	0.798	0.798	0.798	0.798
7.0	0.801	0.803	0.803	0.803	0.803	0.802	0.802	0.802	0.802	0.802	0.801	0.801	0.801	0.800
7.5	0.792	0.794	0.794	0.794	0.794	0.794	0.793	0.793	0.793	0.793	0.792	0.792	0.792	0.791
8.0	0.769	0.772	0.771	0.771	0.771	0.771	0.770	0.770	0.770	0.770	0.769	0.769	0.768	0.768
8.5	0.720	0.723	0.723	0.722	0.722	0.722	0.722	0.721	0.721	0.721	0.720	0.720	0.719	0.718
9.0	0.670	0.676	0.676	0.676	0.676	0.675	0.675	0.675	0.674	0.674	0.672	0.671	0.667	0.663
9.5	0.594	0.622	0.621	0.621	0.621	0.620	0.618	0.616	0.613	0.611	0.605	0.600	0.585	0.576
10.0	0.508	0.562	0.560	0.559	0.557	0.556	0.551	0.545	0.540	0.535	0.526	0.517	0.497	0.487
10.5	0.431	0.506	0.502	0.499	0.495	0.491	0.483	0.476	0.468	0.460	0.450	0.440	0.421	0.412
11.0	0.368	0.454	0.448	0.442	0.436	0.431	0.422	0.413	0.404	0.395	0.386	0.377	0.360	0.352
11.5	0.319	0.405	0.397	0.390	0.383	0.376	0.367	0.359	0.350	0.342	0.334	0.327	0.312	0.305
12.0	0.278	0.357	0.349	0.342	0.335	0.328	0.320	0.313	0.305	0.298	0.291	0.285	0.272	0.266
12.5	0.244	0.313	0.306	0.300	0.293	0.286	0.280	0.274	0.267	0.261	0.255	0.249	0.239	0.234
13.0	0.215	0.276	0.270	0.264	0.258	0.252	0.246	0.241	0.235	0.230	0.225	0.220	0.211	0.206
13.5	0.191	0.244	0.239	0.234	0.229	0.223	0.219	0.214	0.209	0.204	0.200	0.195	0.187	0.183
14.0	0.171	0.218	0.213	0.208	0.204	0.199	0.195	0.191	0.186	0.182	0.178	0.174	0.167	0.164
14.5	0.153	0.195	0.191	0.187	0.183	0.178	0.175	0.171	0.167	0.163	0.160	0.156	0.150	0.147
15.0	0.138	0.175	0.171	0.168	0.164	0.160	0.157	0.153	0.150	0.147	0.144	0.141	0.135	0.133
15.5	0.124	0.158	0.154	0.151	0.148	0.144	0.141	0.138	0.135	0.132	0.130	0.127	0.122	0.120
16.0	0.113	0.143	0.140	0.137	0.134	0.130	0.128	0.125	0.122	0.120	0.117	0.115	0.111	0.109
16.5	0.102	0.129	0.127	0.124	0.121	0.118	0.116	0.114	0.111	0.109	0.107	0.105	0.101	0.099
17.0	0.093	0.118	0.115	0.113	0.110	0.108	0.106	0.103	0.101	0.099	0.097	0.095	0.092	0.090
17.5	0.086	0.108	0.106	0.104	0.101	0.099	0.097	0.095	0.093	0.091	0.089	0.088	0.084	0.083
18.0	0.079	0.099	0.097	0.095	0.093	0.091	0.089	0.087	0.085	0.084	0.082	0.080	0.077	0.076
18.5	0.073	0.091	0.089	0.087	0.085	0.084	0.082	0.080	0.079	0.077	0.075	0.074	0.071	0.070
19.0	0.067	0.084	0.082	0.080	0.078	0.077	0.075	0.074	0.072	0.071	0.069	0.068	0.066	0.064
19.5	0.062	0.078	0.076	0.074	0.073	0.071	0.070	0.068	0.067	0.065	0.064	0.063	0.061	0.060
20.0	0.057	0.072	0.070	0.069	0.067	0.066	0.064	0.063	0.062	0.061	0.060	0.058	0.056	0.055

Original Instruction: T05 0098-0840 VER 05

T05 0098-0840 Ver 05 - Approved- Exported from DMS: 2022-03-07 by PIDEI

7.6 Sound Curves, Sound Optimized Mode SO3

Sound Power Level at Hub Height	
Conditions for Sound Power Level:	Measurement standard IEC 61400-11 ed. 3 Maximum turbulence at hub height: 30% Inflow angle (vertical): 0 ±2° Air density: 1.225 kg/m ³
Wind speed at hub height [m/s]	Sound Power Level at Hub Height [dBA] Sound Optimized Mode SO3 (Blades with serrated trailing edge)
3	93.5
4	93.7
5	94.3
6	97.3
7	100.2
8	101.0
9	101.0
10	101.0
11	101.0
12	101.0
13	101.0
14	101.0
15	101.0
16	101.0
17	101.0
18	101.0
19	101.0
20	101.0

7.7 Power Curves, Sound Optimized Mode SO4

Air density [kg/m ³]														
Wind speed [m/s]	1.225	0.950	0.975	1.000	1.025	1.050	1.075	1.100	1.125	1.150	1.175	1.200	1.250	1.275
3.0	27	9	10	12	13	14	16	18	20	21	23	25	29	32
3.5	144	91	95	100	105	110	115	120	125	129	134	139	149	153
4.0	289	205	212	220	228	235	243	251	258	266	274	281	297	304
4.5	464	341	352	363	375	386	397	408	419	430	441	452	475	486
5.0	669	502	517	532	547	563	578	593	608	624	639	654	685	700
5.5	919	693	714	734	755	775	796	816	837	857	878	898	940	960
6.0	1220	926	953	979	1006	1033	1060	1087	1114	1140	1167	1194	1247	1274
6.5	1575	1201	1235	1269	1303	1337	1371	1405	1439	1473	1507	1541	1608	1642
7.0	1986	1522	1564	1606	1649	1691	1733	1776	1818	1860	1902	1944	2028	2070
7.5	2437	1874	1925	1977	2028	2079	2131	2182	2233	2284	2335	2386	2488	2539
8.0	2909	2243	2304	2365	2426	2486	2547	2607	2668	2728	2789	2849	2970	3030
8.5	3367	2602	2672	2742	2811	2881	2951	3020	3090	3160	3229	3298	3435	3504
9.0	3783	2932	3011	3089	3167	3246	3323	3401	3478	3556	3632	3708	3854	3924
9.5	4086	3219	3304	3390	3475	3560	3641	3722	3803	3884	3951	4019	4138	4190
10.0	4294	3496	3586	3675	3764	3854	3927	4001	4074	4147	4196	4245	4327	4359
10.5	4434	3770	3855	3941	4027	4113	4171	4228	4286	4344	4374	4404	4451	4469
11.0	4519	3996	4072	4148	4224	4299	4342	4384	4427	4469	4486	4502	4527	4536
11.5	4548	4117	4185	4254	4322	4390	4421	4453	4484	4515	4526	4537	4554	4559
12.0	4556	4182	4244	4306	4368	4430	4455	4480	4505	4530	4539	4548	4560	4564
12.5	4559	4228	4285	4341	4398	4454	4475	4496	4517	4538	4545	4552	4563	4566
13.0	4562	4274	4324	4375	4425	4476	4492	4509	4526	4543	4549	4555	4565	4568
13.5	4566	4308	4352	4396	4440	4484	4501	4517	4534	4550	4555	4560	4568	4570
14.0	4566	4347	4385	4423	4461	4500	4513	4526	4540	4553	4558	4562	4568	4570
14.5	4561	4372	4405	4438	4471	4504	4516	4528	4539	4551	4554	4558	4563	4564
15.0	4547	4374	4404	4434	4464	4494	4504	4515	4526	4536	4540	4544	4549	4550
15.5	4526	4368	4396	4423	4450	4477	4487	4497	4506	4516	4519	4523	4527	4529
16.0	4502	4360	4384	4409	4433	4458	4466	4475	4484	4492	4496	4498	4503	4504
16.5	4475	4352	4373	4394	4415	4436	4444	4452	4460	4467	4470	4473	4476	4478
17.0	4449	4347	4364	4382	4399	4417	4423	4430	4436	4442	4445	4447	4450	4452
17.5	4424	4322	4340	4358	4377	4395	4400	4406	4412	4418	4420	4422	4425	4426
18.0	4397	4319	4333	4347	4361	4375	4379	4384	4388	4392	4394	4396	4398	4399
18.5	4371	4314	4324	4334	4344	4354	4358	4361	4364	4367	4368	4370	4371	4372
19.0	4348	4303	4310	4318	4326	4333	4336	4339	4341	4344	4345	4346	4348	4349
19.5	4329	4298	4304	4309	4314	4320	4321	4323	4325	4327	4328	4328	4330	4330
20.0	4316	4296	4299	4303	4307	4310	4312	4313	4314	4315	4316	4316	4317	4317

7.8 Ct Values, Sound Optimized Mode SO4

Air density kg/m ³														
Wind speed [m/s]	1.225	0.950	0.975	1.000	1.025	1.050	1.075	1.100	1.125	1.150	1.175	1.200	1.250	1.275
3.0	0.914	0.912	0.913	0.913	0.914	0.915	0.915	0.915	0.915	0.915	0.915	0.914	0.913	0.913
3.5	0.888	0.894	0.893	0.893	0.893	0.892	0.892	0.891	0.891	0.891	0.890	0.889	0.888	0.887
4.0	0.851	0.857	0.856	0.856	0.855	0.854	0.854	0.853	0.853	0.852	0.852	0.852	0.851	0.850
4.5	0.822	0.823	0.823	0.823	0.822	0.822	0.822	0.822	0.822	0.822	0.822	0.822	0.822	0.822
5.0	0.801	0.801	0.801	0.801	0.801	0.801	0.801	0.801	0.801	0.801	0.801	0.801	0.801	0.801
5.5	0.798	0.797	0.797	0.797	0.798	0.798	0.798	0.798	0.798	0.798	0.798	0.798	0.798	0.798
6.0	0.803	0.804	0.804	0.804	0.804	0.804	0.804	0.804	0.804	0.804	0.803	0.803	0.803	0.803
6.5	0.802	0.803	0.803	0.803	0.803	0.803	0.803	0.803	0.803	0.802	0.802	0.802	0.802	0.802
7.0	0.798	0.800	0.800	0.800	0.800	0.800	0.800	0.799	0.799	0.799	0.799	0.799	0.798	0.798
7.5	0.784	0.786	0.786	0.786	0.786	0.786	0.785	0.785	0.785	0.785	0.785	0.784	0.784	0.784
8.0	0.749	0.751	0.751	0.751	0.751	0.750	0.750	0.750	0.750	0.749	0.749	0.749	0.748	0.748
8.5	0.692	0.694	0.694	0.694	0.694	0.693	0.693	0.693	0.693	0.692	0.692	0.692	0.691	0.691
9.0	0.630	0.633	0.633	0.633	0.633	0.632	0.632	0.632	0.632	0.631	0.631	0.630	0.628	0.626
9.5	0.549	0.563	0.563	0.563	0.563	0.563	0.562	0.561	0.560	0.559	0.555	0.552	0.543	0.537
10.0	0.472	0.504	0.504	0.503	0.503	0.502	0.499	0.496	0.493	0.490	0.484	0.478	0.464	0.456
10.5	0.405	0.456	0.454	0.452	0.450	0.448	0.443	0.438	0.433	0.428	0.420	0.413	0.397	0.389
11.0	0.349	0.410	0.407	0.403	0.400	0.396	0.390	0.384	0.378	0.371	0.364	0.356	0.341	0.334
11.5	0.301	0.361	0.357	0.353	0.349	0.346	0.339	0.333	0.327	0.321	0.314	0.308	0.295	0.288
12.0	0.262	0.316	0.312	0.309	0.305	0.301	0.296	0.290	0.284	0.279	0.273	0.267	0.256	0.251
12.5	0.229	0.278	0.275	0.271	0.268	0.264	0.259	0.254	0.249	0.244	0.239	0.234	0.225	0.220
13.0	0.202	0.247	0.244	0.240	0.237	0.233	0.229	0.224	0.220	0.215	0.211	0.207	0.198	0.194
13.5	0.180	0.221	0.218	0.214	0.211	0.207	0.203	0.200	0.196	0.192	0.188	0.184	0.177	0.173
14.0	0.161	0.199	0.195	0.192	0.189	0.186	0.182	0.178	0.175	0.171	0.168	0.164	0.158	0.155
14.5	0.145	0.179	0.176	0.173	0.170	0.167	0.164	0.160	0.157	0.154	0.151	0.148	0.142	0.139
15.0	0.130	0.161	0.159	0.156	0.153	0.150	0.147	0.144	0.141	0.138	0.136	0.133	0.128	0.125
15.5	0.118	0.146	0.143	0.141	0.138	0.135	0.133	0.130	0.127	0.125	0.122	0.120	0.115	0.113
16.0	0.106	0.132	0.130	0.127	0.125	0.122	0.120	0.118	0.115	0.113	0.111	0.109	0.104	0.102
16.5	0.097	0.120	0.118	0.116	0.114	0.111	0.109	0.107	0.105	0.103	0.101	0.099	0.095	0.093
17.0	0.088	0.110	0.108	0.106	0.104	0.102	0.100	0.098	0.096	0.094	0.092	0.090	0.087	0.085
17.5	0.081	0.101	0.099	0.097	0.095	0.093	0.092	0.090	0.088	0.086	0.084	0.083	0.080	0.078
18.0	0.075	0.093	0.091	0.089	0.088	0.086	0.084	0.082	0.081	0.079	0.077	0.076	0.073	0.072
18.5	0.069	0.086	0.084	0.082	0.081	0.079	0.077	0.076	0.074	0.073	0.071	0.070	0.067	0.066
19.0	0.063	0.079	0.077	0.076	0.074	0.072	0.071	0.070	0.068	0.067	0.065	0.064	0.062	0.061
19.5	0.058	0.073	0.072	0.070	0.069	0.067	0.066	0.064	0.063	0.062	0.061	0.060	0.057	0.056
20.0	0.054	0.068	0.067	0.065	0.064	0.062	0.061	0.060	0.059	0.057	0.056	0.055	0.053	0.052

Original Instruction: T05 0098-0840 VER 05

T05 0098-0840 Ver 05 - Approved- Exported from DMS: 2022-03-07 by PIDEI

7.9 Sound Curves, Sound Optimized Mode SO4

Sound Power Level at Hub Height	
Conditions for Sound Power Level:	Measurement standard IEC 61400-11 ed. 3 Maximum turbulence at hub height: 30% Inflow angle (vertical): 0 ±2° Air density: 1.225 kg/m ³
Wind speed at hub height [m/s]	Sound Power Level at Hub Height [dBA] Sound Optimized Mode SO4 (Blades with serrated trailing edge)
3	93.5
4	93.7
5	94.3
6	97.3
7	99.7
8	100.0
9	100.0
10	100.0
11	100.0
12	100.0
13	100.0
14	100.0
15	100.0
16	100.0
17	100.0
18	100.0
19	100.0
20	100.0

7.10 Power Curves, Sound Optimized Mode SO5

Wind speed [m/s]	Air density [kg/m ³]													
	1.225	0.950	0.975	1.000	1.025	1.050	1.075	1.100	1.125	1.150	1.175	1.200	1.250	1.275
3.0	27	9	10	12	13	14	16	18	20	21	23	25	29	32
3.5	144	91	95	100	105	110	115	120	125	129	134	139	149	153
4.0	289	205	212	220	228	235	243	251	258	266	274	281	297	304
4.5	464	341	352	363	375	386	397	408	419	430	441	452	475	486
5.0	669	502	517	532	547	563	578	593	608	624	639	654	685	700
5.5	919	693	714	734	755	775	796	816	837	857	878	899	940	960
6.0	1220	926	952	979	1006	1032	1059	1086	1113	1140	1166	1193	1247	1274
6.5	1570	1198	1232	1266	1299	1333	1367	1401	1435	1469	1502	1536	1603	1637
7.0	1968	1509	1551	1593	1635	1677	1718	1760	1802	1844	1885	1927	2010	2051
7.5	2386	1835	1886	1936	1986	2036	2086	2136	2186	2236	2286	2336	2436	2486
8.0	2788	2147	2205	2264	2322	2380	2439	2497	2555	2613	2671	2730	2846	2904
8.5	3160	2438	2503	2569	2635	2701	2767	2833	2898	2964	3029	3095	3225	3290
9.0	3480	2693	2765	2837	2909	2980	3052	3124	3195	3267	3338	3409	3550	3620
9.5	3719	2891	2968	3044	3121	3198	3274	3350	3425	3501	3574	3646	3783	3848
10.0	3888	3047	3127	3208	3288	3369	3447	3525	3603	3681	3750	3819	3943	3998
10.5	3984	3155	3238	3320	3403	3486	3564	3642	3720	3798	3860	3922	4030	4075
11.0	4029	3234	3319	3404	3488	3573	3646	3719	3792	3864	3919	3974	4071	4112
11.5	4069	3302	3386	3471	3556	3641	3710	3779	3848	3917	3968	4018	4105	4141
12.0	4106	3375	3458	3542	3625	3708	3773	3838	3903	3968	4014	4060	4135	4164
12.5	4138	3455	3536	3617	3698	3779	3839	3899	3959	4019	4059	4099	4161	4184
13.0	4162	3531	3608	3686	3764	3841	3896	3952	4007	4063	4096	4129	4180	4198
13.5	4171	3594	3666	3738	3810	3882	3932	3983	4034	4084	4113	4142	4188	4205
14.0	4185	3652	3720	3789	3857	3926	3972	4019	4065	4111	4136	4161	4200	4214
14.5	4199	3713	3778	3842	3907	3972	4013	4054	4096	4137	4158	4178	4211	4223
15.0	4209	3773	3834	3896	3957	4018	4053	4088	4124	4159	4176	4192	4218	4228
15.5	4219	3839	3895	3951	4007	4063	4092	4121	4150	4180	4193	4206	4227	4234
16.0	4228	3909	3958	4007	4056	4105	4128	4152	4175	4198	4208	4218	4234	4240
16.5	4237	3978	4019	4060	4102	4143	4161	4178	4196	4213	4221	4229	4241	4246
17.0	4244	4041	4074	4107	4140	4174	4187	4200	4213	4226	4232	4238	4246	4249
17.5	4246	4074	4102	4130	4157	4185	4197	4209	4221	4233	4237	4242	4249	4251
18.0	4251	4122	4144	4166	4188	4209	4218	4226	4234	4242	4245	4248	4252	4253
18.5	4253	4164	4179	4195	4211	4226	4232	4237	4242	4248	4250	4251	4254	4254
19.0	4253	4189	4200	4211	4222	4234	4237	4241	4245	4248	4250	4251	4253	4254
19.5	4254	4212	4220	4227	4234	4242	4244	4247	4249	4252	4253	4253	4254	4255
20.0	4255	4228	4232	4237	4242	4247	4249	4250	4252	4254	4254	4255	4255	4255

7.11 Ct Values, Sound Optimized Mode SO5

Air density kg/m ³														
Wind speed [m/s]	1.225	0.950	0.975	1.000	1.025	1.050	1.075	1.100	1.125	1.150	1.175	1.200	1.250	1.275
3.0	0.914	0.912	0.913	0.913	0.914	0.915	0.915	0.915	0.915	0.915	0.915	0.914	0.913	0.913
3.5	0.888	0.894	0.893	0.893	0.893	0.892	0.892	0.891	0.891	0.891	0.890	0.889	0.888	0.887
4.0	0.851	0.857	0.856	0.856	0.855	0.854	0.854	0.853	0.853	0.852	0.852	0.852	0.851	0.850
4.5	0.822	0.823	0.823	0.823	0.822	0.822	0.822	0.822	0.822	0.822	0.822	0.822	0.822	0.822
5.0	0.801	0.801	0.801	0.801	0.801	0.801	0.801	0.801	0.801	0.801	0.801	0.801	0.801	0.801
5.5	0.799	0.798	0.798	0.798	0.799	0.799	0.799	0.799	0.799	0.799	0.799	0.799	0.799	0.799
6.0	0.803	0.803	0.803	0.804	0.804	0.804	0.804	0.803	0.803	0.803	0.803	0.803	0.803	0.803
6.5	0.797	0.798	0.798	0.798	0.798	0.798	0.798	0.798	0.798	0.797	0.797	0.797	0.797	0.797
7.0	0.786	0.788	0.788	0.787	0.787	0.787	0.787	0.787	0.787	0.787	0.787	0.786	0.786	0.786
7.5	0.754	0.756	0.756	0.756	0.756	0.756	0.756	0.755	0.755	0.755	0.755	0.755	0.754	0.754
8.0	0.703	0.705	0.705	0.705	0.704	0.704	0.704	0.704	0.704	0.704	0.703	0.703	0.703	0.703
8.5	0.633	0.635	0.635	0.635	0.634	0.634	0.634	0.634	0.634	0.633	0.633	0.633	0.633	0.633
9.0	0.554	0.555	0.555	0.555	0.555	0.555	0.554	0.554	0.554	0.554	0.554	0.554	0.553	0.553
9.5	0.481	0.484	0.484	0.484	0.483	0.483	0.483	0.483	0.483	0.483	0.482	0.481	0.479	0.477
10.0	0.416	0.422	0.422	0.422	0.422	0.422	0.421	0.421	0.420	0.420	0.419	0.417	0.413	0.409
10.5	0.358	0.367	0.367	0.367	0.367	0.367	0.366	0.365	0.365	0.364	0.362	0.360	0.354	0.350
11.0	0.307	0.320	0.320	0.320	0.320	0.319	0.318	0.317	0.316	0.315	0.312	0.310	0.304	0.301
11.5	0.267	0.281	0.281	0.281	0.280	0.280	0.279	0.277	0.276	0.275	0.272	0.270	0.264	0.261
12.0	0.235	0.250	0.249	0.249	0.249	0.248	0.247	0.245	0.244	0.242	0.240	0.237	0.232	0.228
12.5	0.208	0.224	0.224	0.223	0.222	0.222	0.220	0.219	0.217	0.215	0.213	0.210	0.205	0.202
13.0	0.185	0.203	0.202	0.201	0.200	0.199	0.198	0.196	0.194	0.192	0.190	0.187	0.182	0.179
13.5	0.165	0.183	0.182	0.181	0.180	0.179	0.177	0.175	0.174	0.172	0.170	0.167	0.162	0.160
14.0	0.148	0.166	0.165	0.164	0.163	0.162	0.160	0.158	0.157	0.155	0.153	0.150	0.146	0.143
14.5	0.133	0.152	0.151	0.150	0.148	0.147	0.145	0.144	0.142	0.140	0.138	0.136	0.131	0.129
15.0	0.121	0.139	0.138	0.137	0.136	0.134	0.133	0.131	0.129	0.127	0.125	0.123	0.119	0.117
15.5	0.110	0.128	0.127	0.126	0.124	0.123	0.121	0.119	0.118	0.116	0.114	0.112	0.108	0.106
16.0	0.100	0.119	0.117	0.116	0.115	0.113	0.111	0.110	0.108	0.106	0.104	0.102	0.099	0.097
16.5	0.092	0.110	0.109	0.107	0.106	0.104	0.102	0.101	0.099	0.097	0.095	0.094	0.090	0.089
17.0	0.084	0.103	0.101	0.099	0.098	0.096	0.094	0.093	0.091	0.089	0.088	0.086	0.083	0.081
17.5	0.078	0.096	0.094	0.092	0.091	0.089	0.088	0.086	0.084	0.083	0.081	0.080	0.077	0.075
18.0	0.072	0.089	0.088	0.086	0.084	0.083	0.081	0.080	0.078	0.076	0.075	0.074	0.071	0.070
18.5	0.067	0.083	0.082	0.080	0.078	0.077	0.075	0.074	0.072	0.071	0.069	0.068	0.066	0.064
19.0	0.062	0.077	0.076	0.074	0.072	0.071	0.069	0.068	0.067	0.065	0.064	0.063	0.061	0.060
19.5	0.057	0.072	0.070	0.069	0.067	0.066	0.065	0.063	0.062	0.061	0.060	0.059	0.056	0.055
20.0	0.054	0.067	0.066	0.064	0.063	0.061	0.060	0.059	0.058	0.057	0.056	0.055	0.053	0.052

7.12 Sound Curves, Sound Optimized Mode SO5

Sound Power Level at Hub Height	
Conditions for Sound Power Level:	Measurement standard IEC 61400-11 ed. 3 Maximum turbulence at hub height: 30% Inflow angle (vertical): 0 ±2° Air density: 1.225 kg/m ³
Wind speed at hub height [m/s]	Sound Power Level at Hub Height [dBA] Sound Optimized Mode SO5 (Blades with serrated trailing edge)
3	93.5
4	93.7
5	94.3
6	97.2
7	99.0
8	99.0
9	99.0
10	99.0
11	99.0
12	99.0
13	99.0
14	99.0
15	99.0
16	99.0
17	99.0
18	99.0
19	99.0
20	99.0

7.13 Power Curves, Sound Optimized Mode SO6

Air density [kg/m ³]														
Wind speed [m/s]	1.225	0.950	0.975	1.000	1.025	1.050	1.075	1.100	1.125	1.150	1.175	1.200	1.250	1.275
3.0	27	9	10	12	13	14	16	18	20	21	23	25	29	32
3.5	144	91	95	100	105	110	115	120	125	129	134	139	149	153
4.0	289	205	212	220	228	235	243	251	258	266	274	281	297	304
4.5	464	341	352	363	375	386	397	408	419	430	441	452	475	486
5.0	669	502	517	532	547	563	578	593	608	624	639	654	685	700
5.5	919	693	714	734	755	775	796	817	837	858	878	899	940	960
6.0	1219	925	952	978	1005	1032	1059	1085	1112	1139	1165	1192	1245	1272
6.5	1559	1190	1224	1257	1291	1325	1358	1392	1425	1459	1492	1526	1592	1626
7.0	1928	1479	1520	1561	1602	1642	1683	1724	1765	1806	1847	1887	1969	2010
7.5	2278	1751	1799	1847	1895	1943	1991	2039	2087	2134	2182	2230	2326	2374
8.0	2603	2004	2058	2113	2168	2222	2277	2331	2386	2440	2495	2549	2658	2712
8.5	2881	2225	2285	2345	2404	2464	2524	2583	2643	2702	2762	2821	2939	2998
9.0	3097	2398	2462	2526	2590	2654	2717	2781	2845	2909	2972	3034	3157	3217
9.5	3237	2522	2588	2656	2722	2790	2856	2922	2988	3054	3115	3176	3290	3342
10.0	3324	2608	2676	2745	2814	2883	2950	3017	3083	3150	3208	3266	3369	3414
10.5	3379	2675	2745	2816	2886	2956	3023	3089	3155	3222	3274	3326	3419	3459
11.0	3412	2737	2809	2881	2952	3024	3086	3147	3209	3270	3318	3365	3449	3485
11.5	3454	2808	2879	2951	3022	3094	3152	3209	3267	3325	3368	3411	3486	3517
12.0	3492	2880	2950	3020	3090	3160	3214	3268	3322	3376	3414	3453	3517	3541
12.5	3519	2947	3014	3082	3150	3218	3268	3318	3368	3418	3451	3485	3538	3557
13.0	3538	3008	3072	3137	3201	3266	3312	3359	3406	3453	3481	3510	3554	3569
13.5	3546	3065	3124	3184	3244	3303	3346	3388	3431	3473	3498	3522	3561	3575
14.0	3561	3125	3181	3238	3294	3351	3389	3426	3464	3502	3522	3541	3573	3586
14.5	3575	3188	3240	3293	3346	3398	3431	3463	3495	3527	3543	3559	3585	3595
15.0	3588	3256	3304	3352	3400	3449	3475	3501	3527	3553	3565	3576	3595	3602
15.5	3599	3327	3369	3410	3452	3493	3513	3533	3553	3572	3581	3590	3604	3609
16.0	3607	3394	3428	3462	3496	3530	3545	3559	3573	3587	3594	3600	3610	3614
16.5	3613	3453	3479	3505	3532	3558	3568	3578	3588	3598	3603	3608	3615	3617
17.0	3617	3504	3523	3541	3560	3579	3586	3593	3601	3608	3611	3614	3618	3620
17.5	3619	3528	3543	3559	3575	3590	3596	3602	3608	3613	3615	3617	3620	3621
18.0	3621	3560	3571	3582	3593	3604	3607	3611	3614	3618	3619	3620	3622	3622
18.5	3622	3584	3592	3599	3606	3613	3615	3617	3619	3620	3621	3621	3622	3622
19.0	3622	3595	3600	3605	3610	3614	3616	3617	3619	3620	3621	3621	3622	3622
19.5	3622	3606	3609	3612	3615	3618	3619	3620	3621	3622	3622	3622	3622	3622
20.0	3622	3613	3615	3617	3618	3620	3621	3621	3622	3622	3622	3622	3622	3622

7.14 Ct Values, Sound Optimized Mode SO6

Air density kg/m ³														
Wind speed [m/s]	1.225	0.950	0.975	1.000	1.025	1.050	1.075	1.100	1.125	1.150	1.175	1.200	1.250	1.275
3.0	0.914	0.912	0.913	0.913	0.914	0.915	0.915	0.915	0.915	0.915	0.915	0.914	0.913	0.913
3.5	0.888	0.894	0.893	0.893	0.893	0.892	0.892	0.891	0.891	0.890	0.890	0.889	0.888	0.887
4.0	0.851	0.857	0.856	0.856	0.855	0.854	0.854	0.853	0.853	0.852	0.852	0.852	0.851	0.850
4.5	0.822	0.823	0.823	0.823	0.822	0.822	0.822	0.822	0.822	0.822	0.822	0.822	0.822	0.822
5.0	0.801	0.801	0.801	0.801	0.801	0.801	0.801	0.801	0.801	0.801	0.801	0.801	0.801	0.801
5.5	0.800	0.800	0.800	0.800	0.800	0.800	0.800	0.800	0.800	0.800	0.800	0.800	0.800	0.800
6.0	0.802	0.802	0.802	0.802	0.802	0.802	0.802	0.802	0.802	0.802	0.802	0.802	0.802	0.802
6.5	0.789	0.789	0.789	0.789	0.789	0.789	0.789	0.789	0.789	0.789	0.789	0.789	0.788	0.788
7.0	0.757	0.758	0.758	0.758	0.758	0.758	0.758	0.758	0.758	0.758	0.757	0.757	0.757	0.757
7.5	0.702	0.704	0.704	0.703	0.703	0.703	0.703	0.703	0.703	0.703	0.703	0.703	0.702	0.702
8.0	0.627	0.629	0.629	0.628	0.628	0.628	0.628	0.628	0.627	0.627	0.627	0.627	0.626	0.626
8.5	0.542	0.544	0.544	0.544	0.544	0.544	0.543	0.543	0.543	0.543	0.543	0.543	0.542	0.542
9.0	0.468	0.469	0.469	0.469	0.469	0.469	0.469	0.468	0.468	0.468	0.468	0.468	0.467	0.466
9.5	0.402	0.406	0.406	0.406	0.405	0.405	0.405	0.405	0.405	0.404	0.404	0.403	0.400	0.398
10.0	0.344	0.350	0.350	0.350	0.350	0.350	0.349	0.349	0.349	0.348	0.347	0.346	0.342	0.339
10.5	0.296	0.304	0.304	0.304	0.304	0.303	0.303	0.302	0.302	0.301	0.300	0.298	0.293	0.290
11.0	0.256	0.266	0.266	0.266	0.266	0.266	0.265	0.264	0.263	0.262	0.260	0.258	0.253	0.250
11.5	0.224	0.236	0.236	0.236	0.235	0.235	0.234	0.233	0.231	0.230	0.228	0.226	0.222	0.219
12.0	0.198	0.212	0.211	0.211	0.210	0.210	0.208	0.207	0.206	0.204	0.202	0.200	0.195	0.193
12.5	0.176	0.190	0.190	0.189	0.188	0.188	0.186	0.185	0.183	0.182	0.180	0.178	0.173	0.170
13.0	0.157	0.172	0.171	0.170	0.170	0.169	0.167	0.166	0.164	0.163	0.161	0.159	0.154	0.152
13.5	0.140	0.156	0.155	0.154	0.153	0.152	0.150	0.149	0.147	0.146	0.144	0.142	0.138	0.135
14.0	0.126	0.142	0.141	0.140	0.139	0.138	0.137	0.135	0.133	0.132	0.130	0.128	0.124	0.122
14.5	0.114	0.131	0.129	0.128	0.127	0.126	0.124	0.123	0.121	0.120	0.118	0.116	0.112	0.110
15.0	0.103	0.120	0.119	0.118	0.117	0.116	0.114	0.112	0.110	0.109	0.107	0.105	0.102	0.100
15.5	0.094	0.112	0.110	0.109	0.108	0.106	0.104	0.103	0.101	0.099	0.098	0.096	0.092	0.091
16.0	0.086	0.104	0.102	0.101	0.099	0.098	0.096	0.094	0.093	0.091	0.089	0.088	0.084	0.083
16.5	0.079	0.096	0.095	0.093	0.092	0.090	0.088	0.087	0.085	0.083	0.082	0.080	0.077	0.076
17.0	0.072	0.090	0.088	0.086	0.085	0.083	0.081	0.080	0.078	0.077	0.075	0.074	0.071	0.070
17.5	0.067	0.083	0.082	0.080	0.079	0.077	0.076	0.074	0.073	0.071	0.070	0.068	0.066	0.065
18.0	0.062	0.078	0.076	0.074	0.073	0.071	0.070	0.068	0.067	0.066	0.064	0.063	0.061	0.060
18.5	0.057	0.072	0.071	0.069	0.068	0.066	0.065	0.063	0.062	0.061	0.060	0.059	0.056	0.055
19.0	0.053	0.067	0.065	0.064	0.062	0.061	0.060	0.059	0.057	0.056	0.055	0.054	0.052	0.051
19.5	0.049	0.062	0.061	0.059	0.058	0.057	0.056	0.055	0.053	0.052	0.051	0.050	0.049	0.048
20.0	0.046	0.058	0.057	0.055	0.054	0.053	0.052	0.051	0.050	0.049	0.048	0.047	0.045	0.045

Original Instruction: T05 0098-0840 VER 05

T05 0098-0840 Ver 05 - Approved- Exported from DMS: 2022-03-07 by PIDEI

7.15 Sound Curves, Sound Optimized Mode SO6

Sound Power Level at Hub Height	
Conditions for Sound Power Level:	Measurement standard IEC 61400-11 ed. 3 Maximum turbulence at hub height: 30% Inflow angle (vertical): 0 ±2° Air density: 1.225 kg/m ³
Wind speed at hub height [m/s]	Sound Power Level at Hub Height [dBA] Sound Optimized Mode SO6 (Blades with serrated trailing edge)
3	93.5
4	93.7
5	94.3
6	97.1
7	98.0
8	98.0
9	98.0
10	98.0
11	98.0
12	98.0
13	98.0
14	98.0
15	98.0
16	98.0
17	98.0
18	98.0
19	98.0
20	98.0