

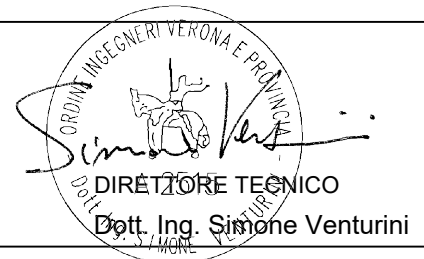


PROGETTO DEFINITIVO DI UN IMPIANTO AGRO-FOTOVOLTAICO DELLA POTENZA COMPLESSIVA DI 104,4 MWp, E RELATIVE OPERE DI CONNESSIONE ALLA RETE, DOTATO DI SISTEMA DI ACCUMULO CON POTENZA DI 17,6 MW DA REALIZZARSI NEL COMUNE DI TORREMAGGIORE (FG)

PROGETTO DEFINITIVO

COMMITTENTE: EPSILON SOLAR s.r.l.

PROGETTISTA:



TITOLO ELABORATO:

**BROCHURE TRASFORMATORI
DI CORRENTE AT**

ELABORATO n° :

BI035F-D-TM00-IMP-SH-09-00

NOME FILE :


SCALA : -

DATA : Marzo 2024

REVISIONE	N.	DATA	DESCRIZIONE	ELABORATO	CONTROLLATO	APPROVATO
	00	Marzo 2024	Emissione	N.Ostoich	M.Palvarini	S. Venturini
	01					
	02					
	03					
04						

SF6 INSULATED CURRENT

TRANSFORMERS



TRENCH
Sense the Power



Trench is a recognized world leader in the design and manufacture of high voltage equipment for application on electric utility and high energy industrial systems.

SF6 insulated Current Transformers are used to convert high transmission line Currents up to 6000 A to standardized low and easily measurable values, which will be used for metering, protection and control of the high voltage system. As such, the need for accurate and reliable current transformation is essential.

The reliability and security of Trench gas-insulated instrument transformers is based on over 50 years of innovation with gas-insulated units operating under a wide range of environmental conditions.

Current transformers also ensure suitable electrical insulation between high voltage and low voltage measuring equipment.

MAIN FEATURES

General

Complete portfolio available from 72 to 800 kV

Meet all IEC and ANSI metering and protection classes, including special core classes TPS, TPX, TPY and TPZ ones

CT ratings:

- Rated primary current up to 6000A
- Rated secondary current of 1A, 2A or 5A
- Rated short time thermal current up to 80 Ka
- Rated dynamic current up to 200 kAp

Primary and/or secondary reconnection available

Fully type tested according to international standards

Special tests are also available to meet specific customer requirements.

Product design

SF6 is the main insulation medium

Explosion-proof design

External insulation with composite insulator; porcelain insulator available on request

External parts made of aluminum or stainless materials

Bar-type primary conductor allows higher short circuit current and avoids large voltage drop across the primary winding

Available to withstand :

- Internal arc effects (according to IEC 61869 - protection stage 1)
- Heavy seismic solicitations, according to IEC 62271, IEEE 693 and specific customers' requests

Product process

Optimized design to manufacturing

Lean manufacturing concept applied to the whole supply chain

Modular design allows the use of reduced numbers of components


Partial discharge free design and process

Maintenance free during a long lifetime of more than 30 years

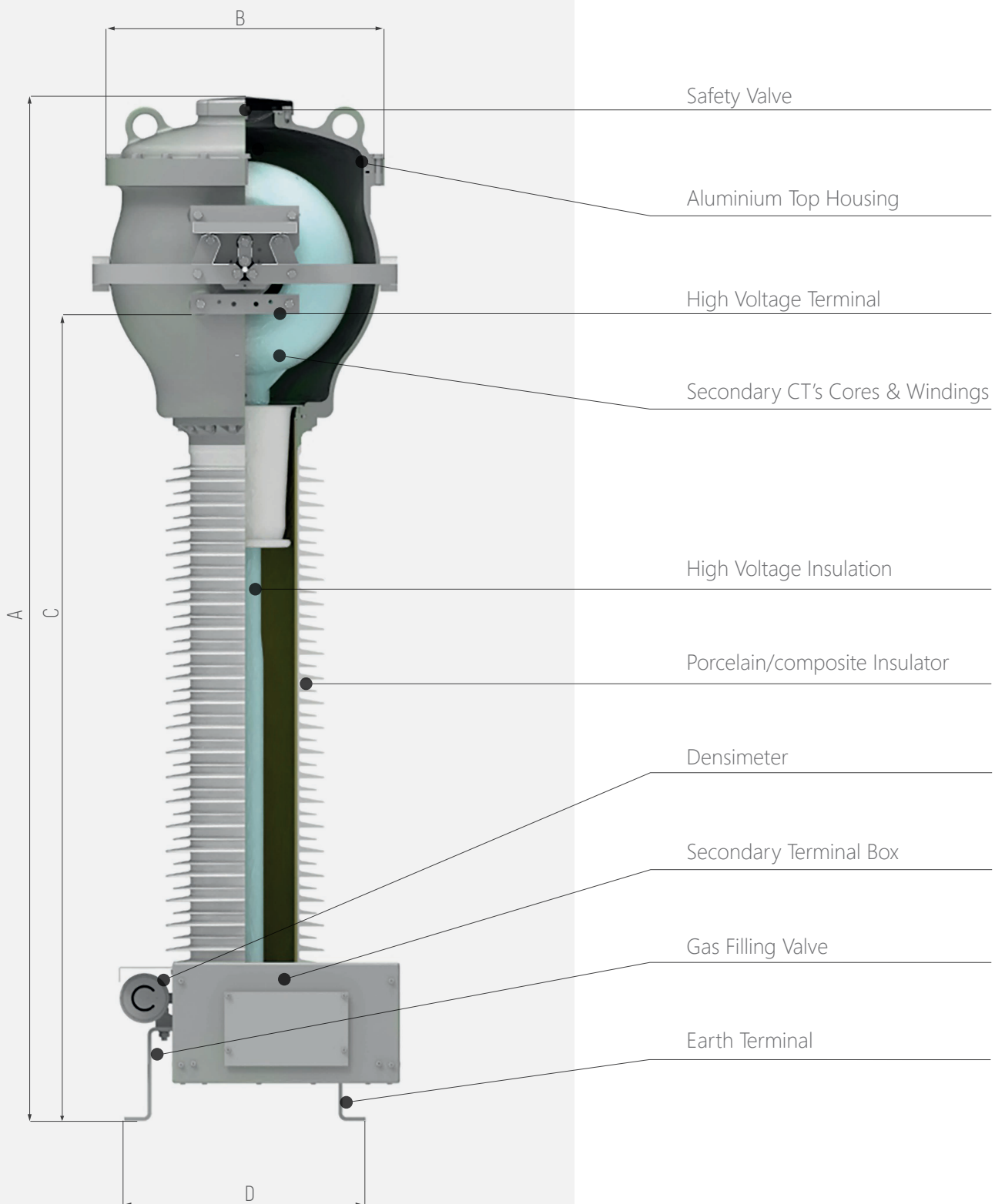
Trench Management System has been certified to ISO 9001, ISO 14001 and OHSAS 18001 standards

Testing laboratory accredited according DIN EN ISO/IEC 17025

Thousands of transformers installed and in service for more than 50 years all over the world and in all environmental conditions are the best guarantee of the quality and reliability of our products



PRODUCT STRUCTURE



ELECTRICAL and MECHANICAL DATA



Type	Highest Voltage for Equipment Um	Rated Power-Frequency withstand Voltage	Rated Lightning Impulse withstand Voltage	Rated Switching withstand Voltage	Arc Distance	Minimum nominal specific creepage distance (Pollution Level III)	Minimum nominal specific creepage distance (Pollution Level IV)	A	B	C	D - Base Fixing	Total weight	SF6 Weight
	kV (r.m.s.)	kV (r.m.s.)	kV (peak)	kV (peak)	mm	mm	mm	mm	mm	mm	mm	KG	KG
	72,5	140	325	-	725	1815	2250	1619	742	1414	450 x 450	176	2,7
	123	230	550	-	1100	3075	3815	1994	742	1789	450 x 450	184	3,1
	145	275	650	-	1250	3625	4495	2138	742	1925	450 x 450	190	3,3
	170	325	750	-	1700	4250	5270	2588	742	2375	450 x 450	200	3,8
	245	460	1050	-	2200	6125	7595	3323	1000	3024	375x 375	425	8,2
	300	460	1050	850	2200	7500	9300	3323	1000	3024	375x 375	425	8,2
	362	510	1175	950	2775	9050	11222	4338	1147	3707	900 x 900	680	17,8
	420	630	1425	1050	3000	10500	13020	4819	1350	4056	900 x 900	780	33,3
	550	680	1550	1175	3600	13750	17050	5419	1350	4656	900 x 900	810	35,2
	800	975	2100	1550	6000	20000	24800	8123	1750	7238	1100 x 1100	3250	132

Data are indicative and are not binding. Dimensions are referred to typical current transformers equipped with composite insulator & according to IEC 61869 Standards – Other options are available. The regular improving on design may cause discrepancies between this document and updated product.

On request our sales team will be glad to submit You a firm updated technical & commercial offer fully customized to your specific requests.

Trench Canada

1865 Clements Road
L1W 3R8 Pickering,
Ontario CANADA
t. +1 416 298 8108
f. +1 416 298 2209

Trench Germany

Nürnbergger Straße 199
96050 Bamberg
Germany
t. +49 951 1803 0
f. +49 951 1803 224

Trench Italia

Strada Curagnata, 37
17014 Cairo Montenotte
Italy
t. +39 019 5161 111
f. + 39 019 5161 401

Trench High Voltage Shenyang

No. 2 Jingshenxian Street
Daiyi Economic
Development Zone
Shenbei New District, Shenyang 110136
People's Republic of China
t. 86-24-8 89 23 99
f. 86-24-89 73 72 00

www.trench-group.com



TRENCH
Sense the Power