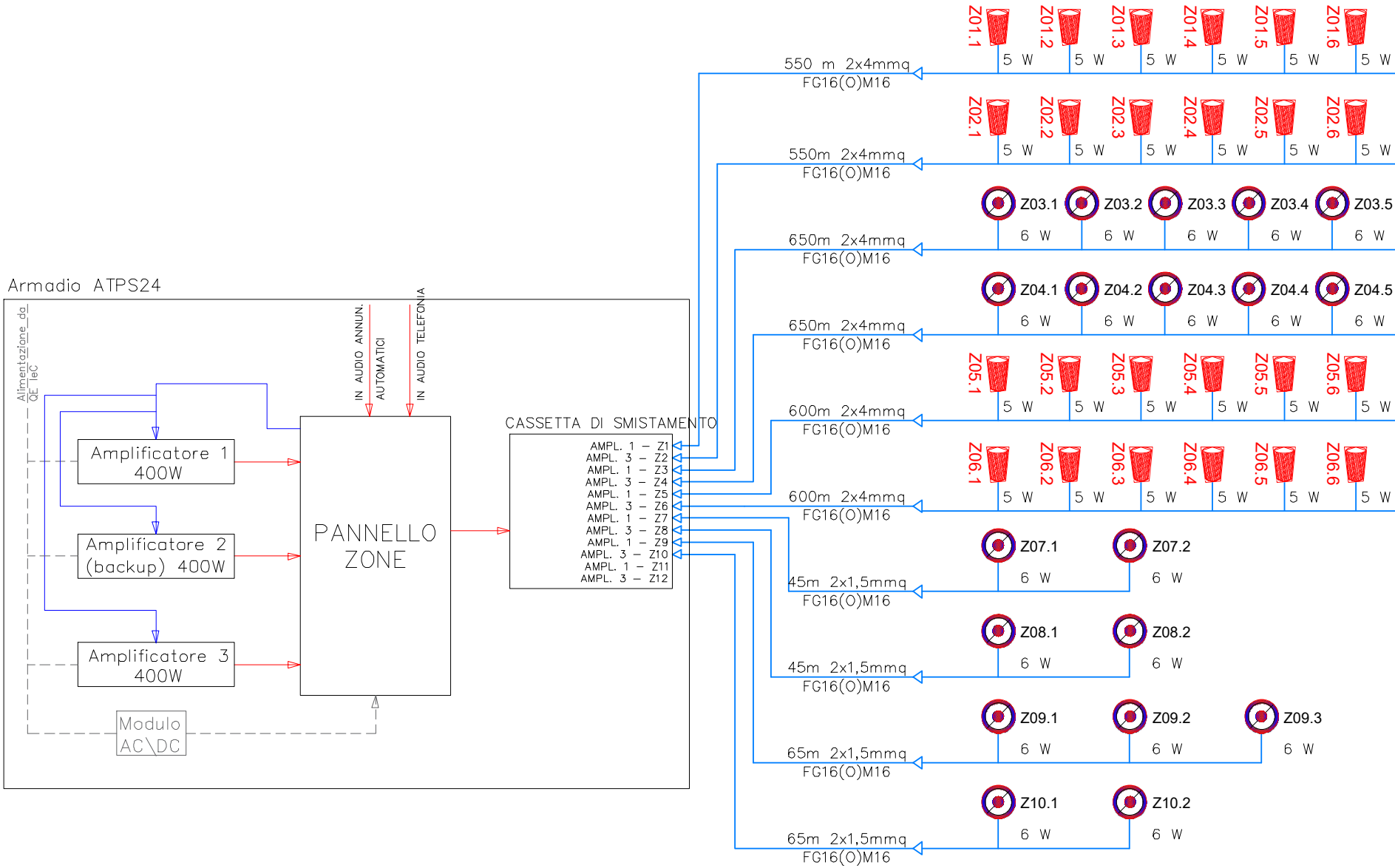
Armadio ATPS24
Alimentazione da QE IeC
IN AUDIO ANNUN. AUTOMATICI
IN AUDIO TELEFONIA
Amplificatore 1 400W
Amplificatore 2 (backup) 400W
Amplificatore 3 400W
PANNELLO ZONE
Modulo AC\DC
CASSETTA DI SMISTAMENTO
AMPL. 1 – Z1
AMPL. 3 – Z2
AMPL. 1 – Z3
AMPL. 3 – Z4
AMPL. 1 – Z5
AMPL. 3 – Z6
AMPL. 1 – Z7
AMPL. 3 – Z8
AMPL. 1 – Z9
AMPL. 3 – Z10
AMPL. 1 – Z11
AMPL. 3 – Z12
550 m 2x4mmq FG16(O)M16
Z01.1 Z01.2 Z01.3 Z01.4 Z01.5 Z01.6
5 W 5 W 5 W 5 W 5 W 5 W
550m 2x4mmq FG16(O)M16
Z02.1 Z02.2 Z02.3 Z02.4 Z02.5 Z02.6
5 W 5 W 5 W 5 W 5 W 5 W
650m 2x4mmq FG16(O)M16
Z03.1 Z03.2 Z03.3 Z03.4 Z03.5
6 W 6 W 6 W 6 W 6 W
650m 2x4mmq FG16(O)M16
Z04.1 Z04.2 Z04.3 Z04.4 Z04.5
6 W 6 W 6 W 6 W 6 W
600m 2x4mmq FG16(O)M16
Z05.1 Z05.2 Z05.3 Z05.4 Z05.5 Z05.6
5 W 5 W 5 W 5 W 5 W 5 W
600m 2x4mmq FG16(O)M16
Z06.1 Z06.2 Z06.3 Z06.4 Z06.5 Z06.6
5 W 5 W 5 W 5 W 5 W 5 W
45m 2x1,5mmq FG16(O)M16
Z07.1 Z07.2
6 W 6 W
45m 2x1,5mmq FG16(O)M16
Z08.1 Z08.2
6 W 6 W
65m 2x1,5mmq FG16(O)M16
Z09.1 Z09.2 Z09.3
6 W 6 W 6 W
65m 2x1,5mmq FG16(O)M16
Z10.1 Z10.2
6 W 6 W

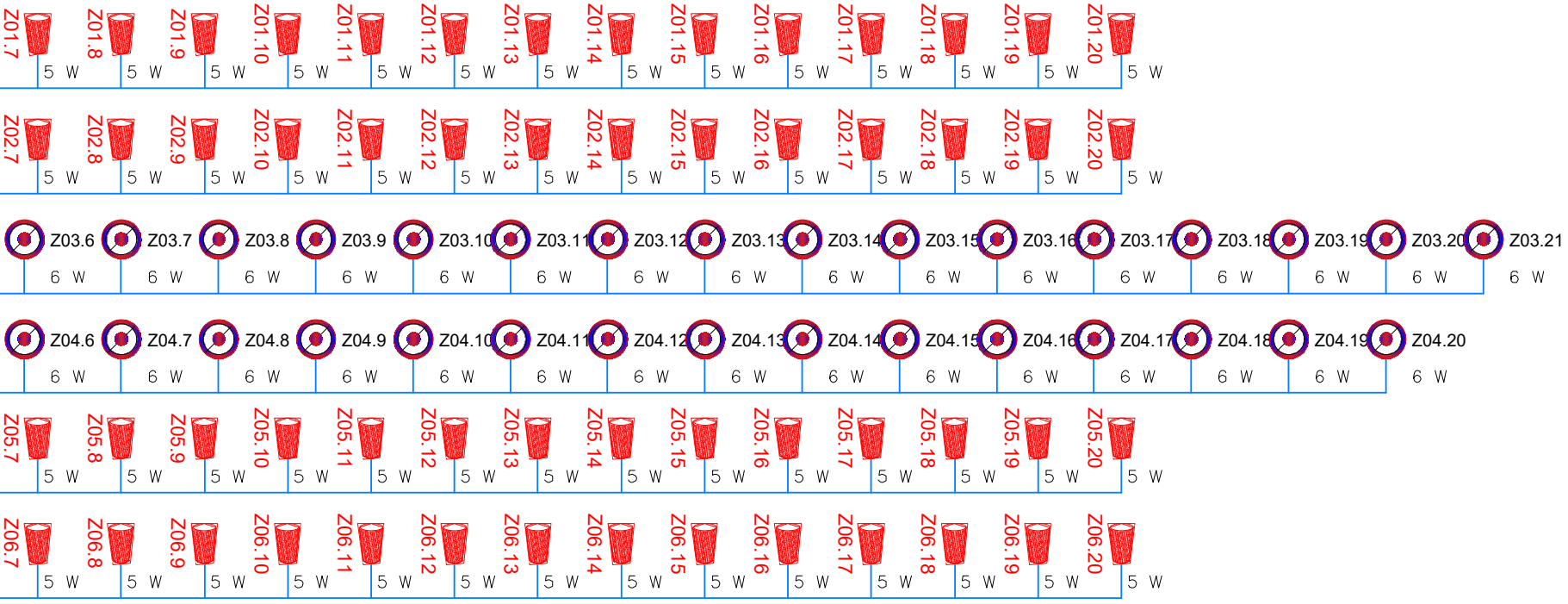
Z01.7 Z01.8 Z01.9 Z01.10 Z01.11 Z01.12 Z01.13 Z01.14 Z01.15 Z01.16 Z01.17 Z01.18 Z01.19 Z01.20
5 W
Z02.7 Z02.8 Z02.9 Z02.10 Z02.11 Z02.12 Z02.13 Z02.14 Z02.15 Z02.16 Z02.17 Z02.18 Z02.19 Z02.20
5 W
Z03.6 Z03.7 Z03.8 Z03.9 Z03.10 Z03.11 Z03.12 Z03.13 Z03.14 Z03.15 Z03.16 Z03.17 Z03.18 Z03.19 Z03.20 Z03.21
6 W
Z04.6 Z04.7 Z04.8 Z04.9 Z04.10 Z04.11 Z04.12 Z04.13 Z04.14 Z04.15 Z04.16 Z04.17 Z04.18 Z04.19 Z04.20
6 W
Z05.7 Z05.8 Z05.9 Z05.10 Z05.11 Z05.12 Z05.13 Z05.14 Z05.15 Z05.16 Z05.17 Z05.18 Z05.19 Z05.20
5 W
Z06.7 Z06.8 Z06.9 Z06.10 Z06.11 Z06.12 Z06.13 Z06.14 Z06.15 Z06.16 Z06.17 Z06.18 Z06.19 Z06.20
5 W

Marciapiede 1
Zona 1 -> Ptot=100W

Marciapiede 1
Zona 2 -> Ptot=100W

Corridoi/Accessi
Zona 3 -> Ptot=126W

Corridoi/Accessi
Zona 4 -> Ptot=120W

Marciapiede 2
Zona 5 -> Ptot=100W

Marciapiede 2
Zona 6 -> Ptot=100W

Atrio lato via Gastaldi
Zona 7 -> Ptot=12W

Atrio lato via Gastaldi
Zona 8 -> Ptot=12W

Mezzanino lato Gastaldi
Zona 9 -> Ptot=18W

Mezzanino lato Gastaldi
Zona 10 -> Ptot=12W

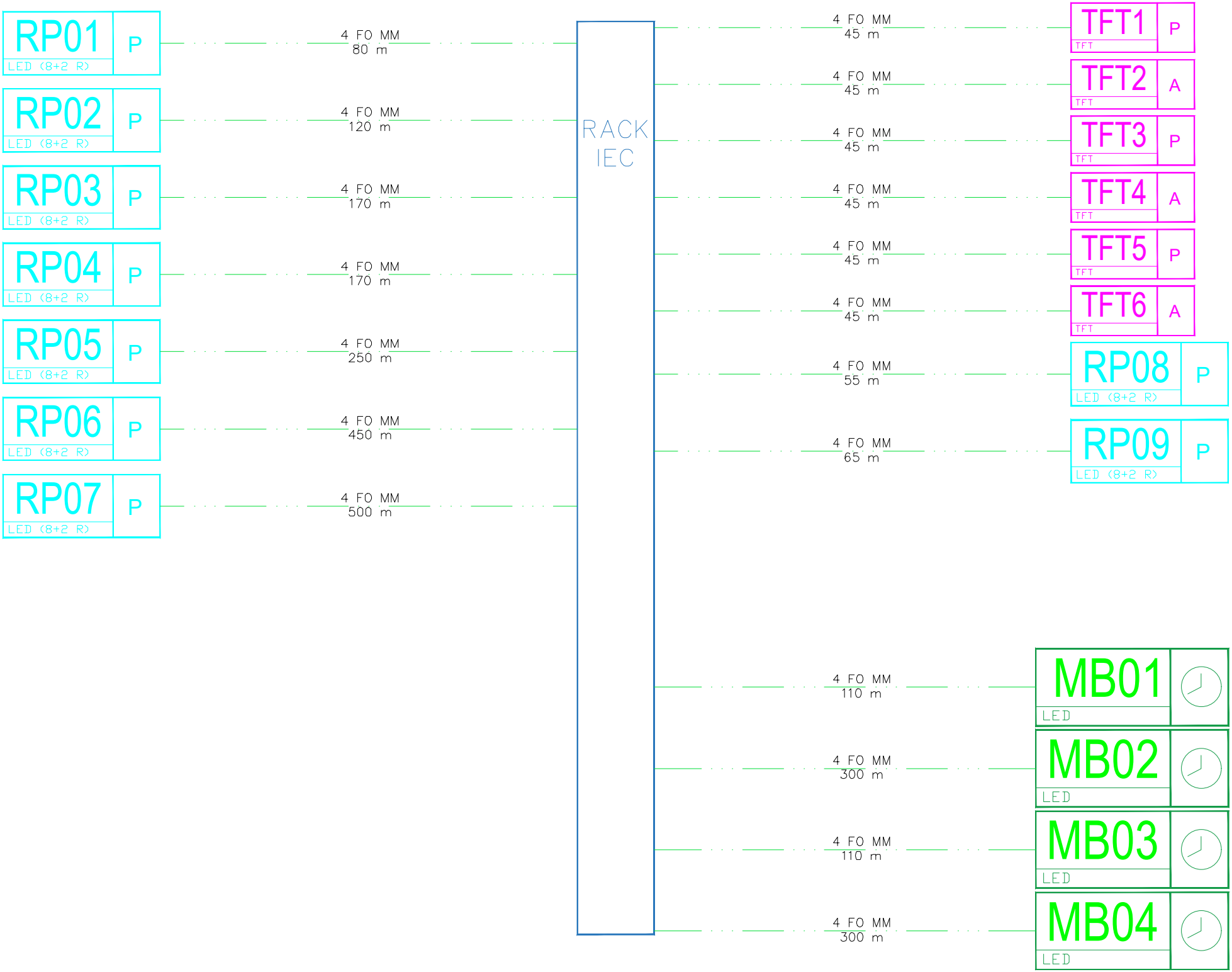
RP01 P LED (8+2 R)
4 FO MM 80 m
RP02 P LED (8+2 R)
4 FO MM 120 m
RP03 P LED (8+2 R)
4 FO MM 170 m
RP04 P LED (8+2 R)
4 FO MM 170 m
RP05 P LED (8+2 R)
4 FO MM 250 m
RP06 P LED (8+2 R)
4 FO MM 450 m
RP07 P LED (8+2 R)
4 FO MM 500 m
RACK IEC
4 FO MM 45 m
TFT1 P TFT
4 FO MM 45 m
TFT2 A TFT
4 FO MM 45 m
TFT3 P TFT
4 FO MM 45 m
TFT4 A TFT
4 FO MM 45 m
TFT5 P TFT
4 FO MM 45 m
TFT6 A TFT
4 FO MM 55 m
RP08 P LED (8+2 R)
4 FO MM 65 m
RP09 P LED (8+2 R)
4 FO MM 110 m
MB01 LED
4 FO MM 300 m
MB02 LED
4 FO MM 110 m
MB03 LED
4 FO MM 300 m
MB04 LED

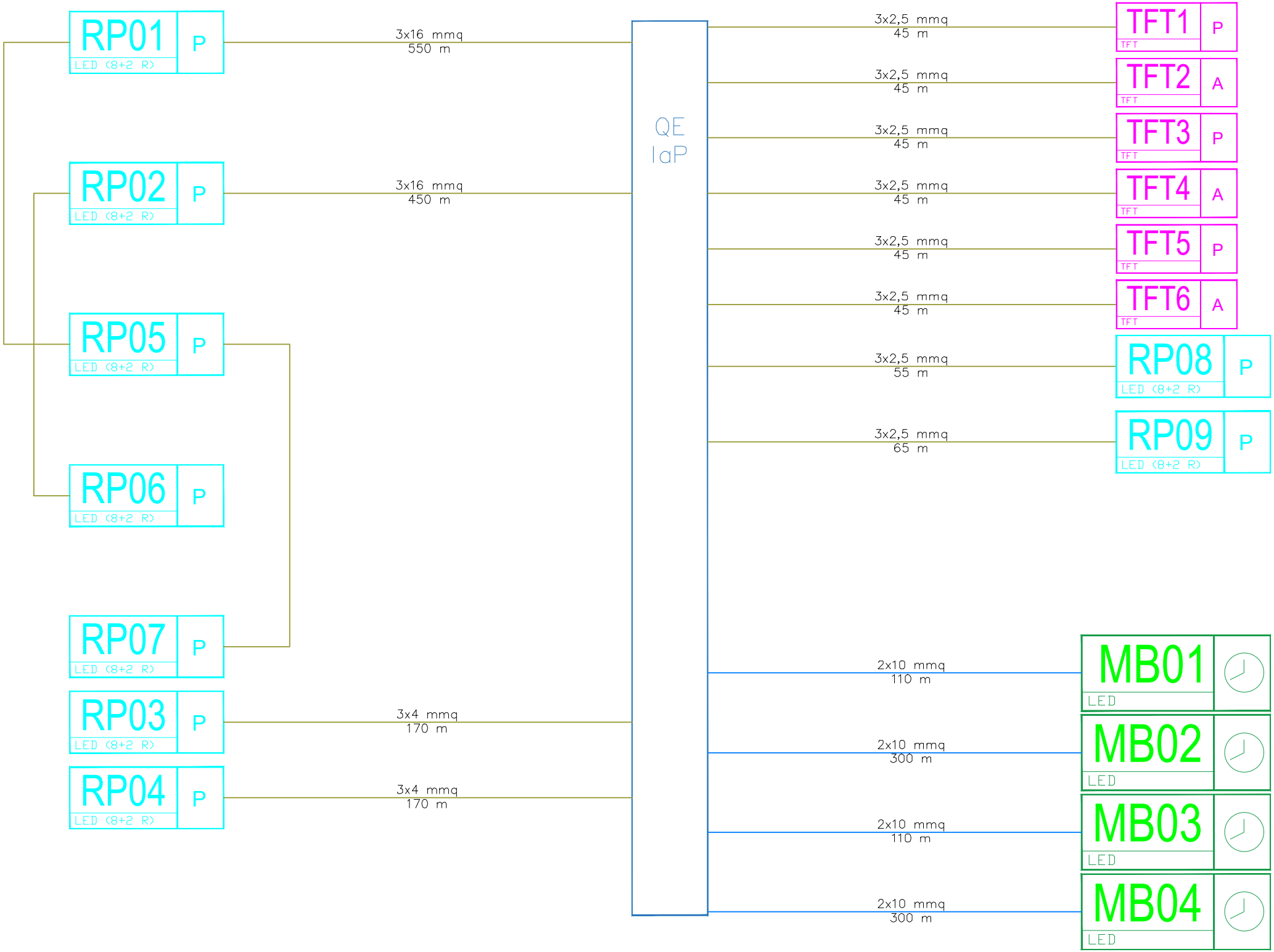
RP01
LED (8+2 R)
P
3x16 mmq
550 m
RP02
LED (8+2 R)
P
3x16 mmq
450 m
RP05
LED (8+2 R)
P
RP06
LED (8+2 R)
P
RP07
LED (8+2 R)
P
RP03
LED (8+2 R)
P
3x4 mmq
170 m
RP04
LED (8+2 R)
P
3x4 mmq
170 m
QE
IaP
3x2,5 mmq
45 m
TFT1
TFT
P
3x2,5 mmq
45 m
TFT2
TFT
A
3x2,5 mmq
45 m
TFT3
TFT
P
3x2,5 mmq
45 m
TFT4
TFT
A
3x2,5 mmq
45 m
TFT5
TFT
P
3x2,5 mmq
45 m
TFT6
TFT
A
3x2,5 mmq
55 m
RP08
LED (8+2 R)
P
3x2,5 mmq
65 m
RP09
LED (8+2 R)
P
2x10 mmq
110 m
MB01
LED
2x10 mmq
300 m
MB02
LED
2x10 mmq
110 m
MB03
LED
2x10 mmq
300 m
MB04
LED

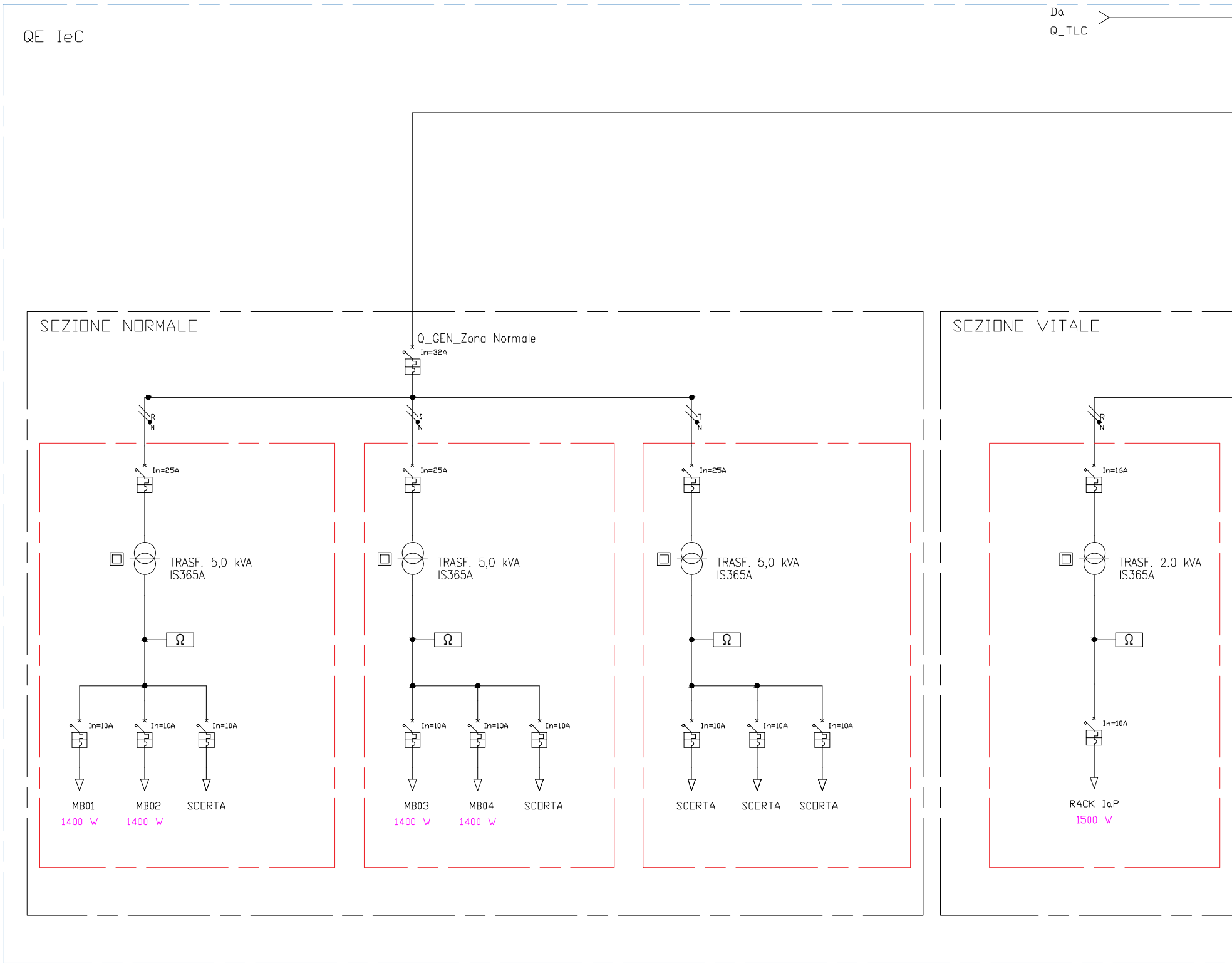
QE IeC
Da
Q_TLC
SEZIONE NORMALE
Q_GEN_Zona Normale
In=32A
R
N
S
N
T
N
In=25A
TRASF. 5,0 kVA
IS365A
Ω
In=10A
In=10A
In=10A
MB01
1400 W
MB02
1400 W
SCORTA
In=25A
TRASF. 5,0 kVA
IS365A
Ω
In=10A
In=10A
In=10A
MB03
1400 W
MB04
1400 W
SCORTA
In=25A
TRASF. 5,0 kVA
IS365A
Ω
In=10A
In=10A
In=10A
SCORTA
SCORTA
SCORTA
SEZIONE VITALE
R
N
In=16A
TRASF. 2.0 kVA
IS365A
Ω
In=10A
RACK IaP
1500 W

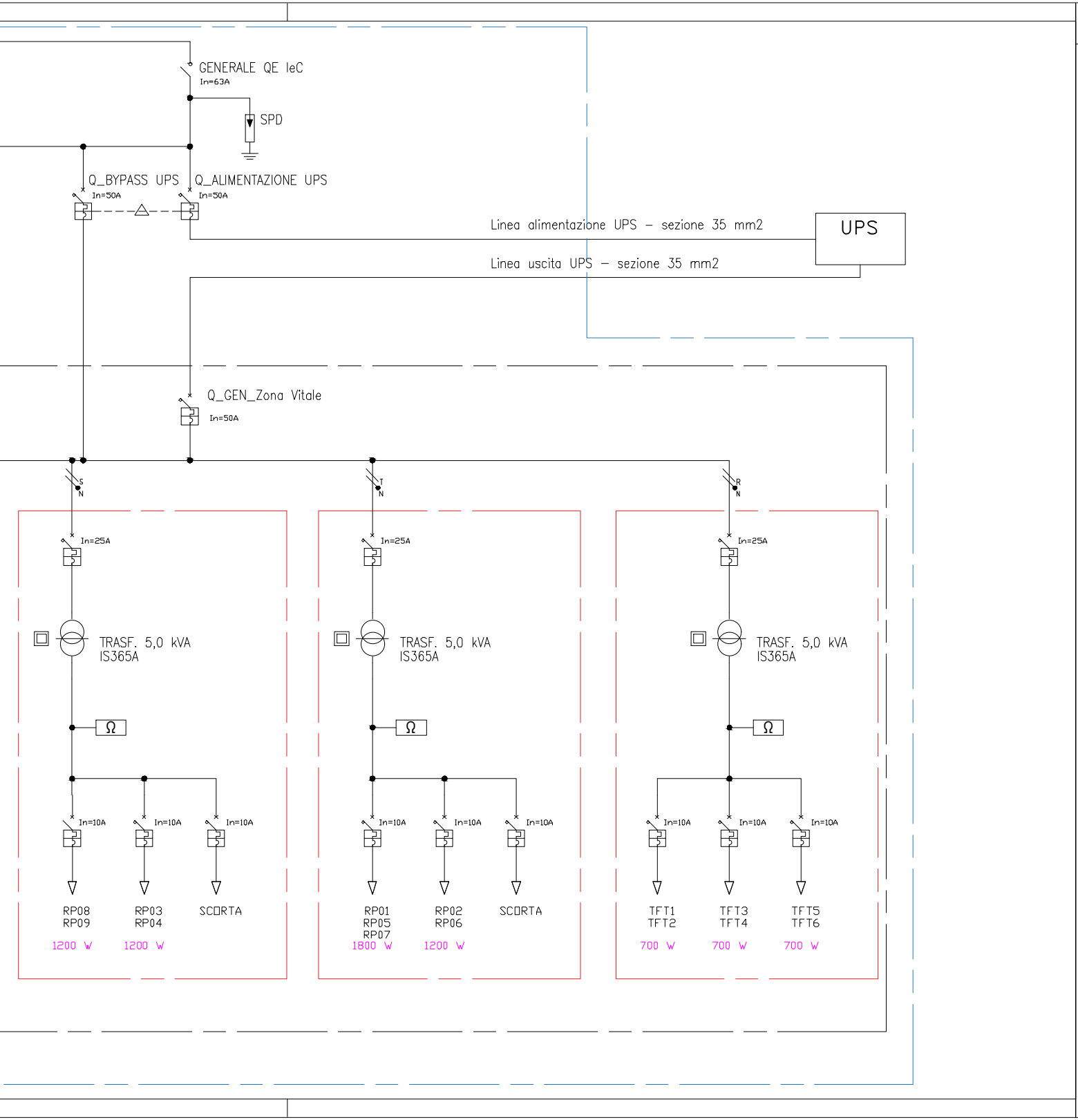
GENERALE QE IeC
In=63A
SPD
Q_BYPASS UPS
In=50A
Q_ALIMENTAZIONE UPS
In=50A
Linea alimentazione UPS – sezione 35 mm2
UPS
Linea uscita UPS – sezione 35 mm2
Q_GEN_Zona Vitale
In=50A
S
N
T
N
R
N
In=25A
In=25A
In=25A
TRASF. 5,0 kVA
IS365A
TRASF. 5,0 kVA
IS365A
TRASF. 5,0 kVA
IS365A
Ω
Ω
Ω
In=10A
In=10A
In=10A
In=10A
In=10A
In=10A
In=10A
In=10A
In=10A
RP08
RP09
1200 W
RP03
RP04
1200 W
SCORTA
RP01
RP05
RP07
1800 W
RP02
RP06
1200 W
SCORTA
TFT1
TFT2
700 W
TFT3
TFT4
700 W
TFT5
TFT6
700 W

LEGENDA

Cavo alimentazione bipolare in rame
conforme CPR UE 305/2011
classe B2ca, s1a, d1, a1
sezione indicata a disegno

Cavo alimentazione tripolare in rame
conforme CPR UE 305/2011
classe B2ca, s1a, d1, a1
sezione indicata a disegno

Cavo a 4 fibre ottiche multimodali
50/25 um
classe Cca, s1b, d1, a1

COMMITTENTE:

RFI RETE FERROVIARIA ITALIANA
GRUPPO FERROVIE DELLO STATO ITALIANE

PROGETTAZIONE:

ITALFERR
GRUPPO FERROVIE DELLO STATO ITALIANE

DIREZIONE TECNICA
S.O. TELECOMUNICAZIONI

PROGETTO DEFINITIVO

RADDOPPIO DELLA LINEA GENOVA - VENTIMIGLIA

TRATTA FINALE LIGURE - ANDORA

Fermata di Alassio
Lay-out di sistema e rete cavi secondari

SCALA:
-

COMMESSA	LOTTO	FASE	ENTE	TIPO DOC.	OPERA/DISCIPLINA	PROGR.	REV.
IV0I	00	D	58	DX	ST0001	005	A

Rev.	Descrizione	Redatto	Data	Verificato	Data	Approvato	Data	Autorizzato Data
A	Prima emissione	N. Abrescia Nicola Abrescia	Gennaio 2022	G. Lugani	Gennaio 2022	G. Fadda	Gennaio 2022	G. Clemenza Gennaio 2022 Dott. Ing. GIROLAMO CLEMENZA n. A-33478

FILE: IV0I00D58DXST0001005A.dwg

n. Elab.: 32/TLC