POZZETTO PREFABBRICATO 1.50x1.50

SCALA 1:20

PIANTA

COPERCHIO

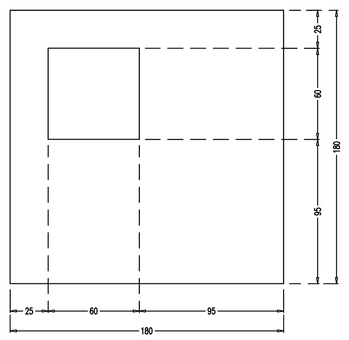

SEZIONE

COPERCHIO

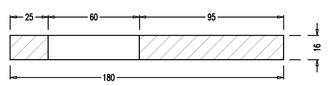

PIANTA

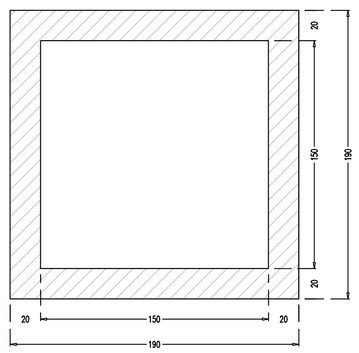

SEZIONE

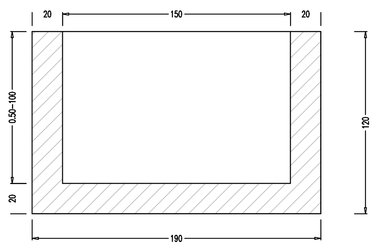

SEZIONE

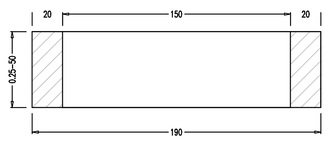

CHIUSINO IN GHISA SFEROIDALE CLASSE C250 0.60x0.60

SCALA 1:10

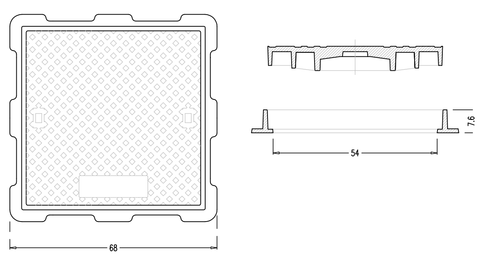

PARTICOLARE POZZETTO DI ISPEZIONE 100x100cm

PIANTA
Scala 1:10



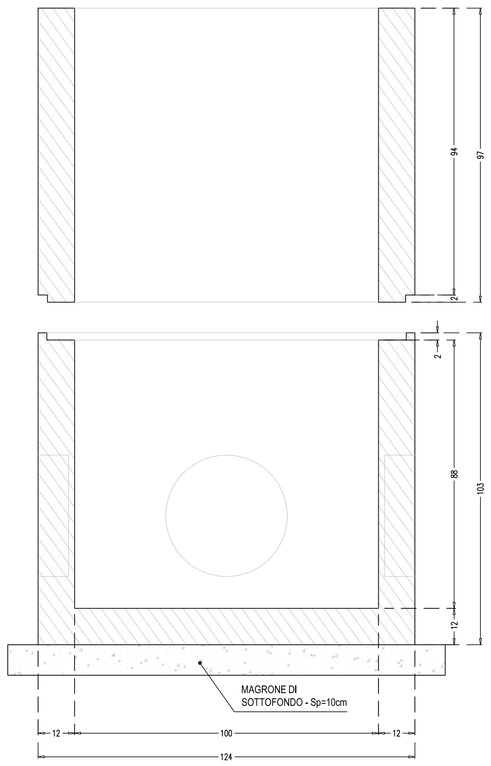

PARTICOLARE POZZETTO A CADITOIA 45x45cm

Scala 1:10

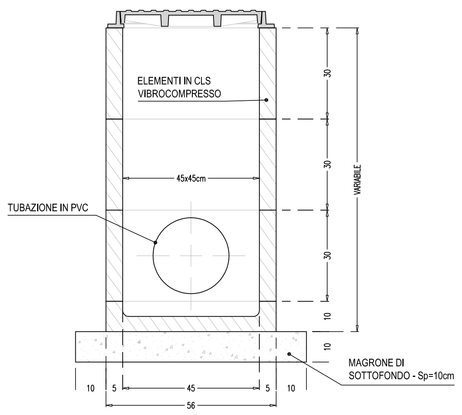

GRIGLIA IN GHISA SFEROIDALE 0.50x0.50 CLASSE D400

SCALA 1:10

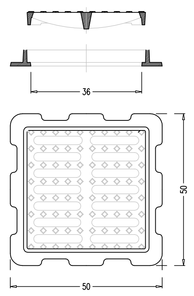

PARTICOLARE POZZETTO DI ISPEZIONE 80x80cm

PIANTA
Scala 1:10



SEZIONE

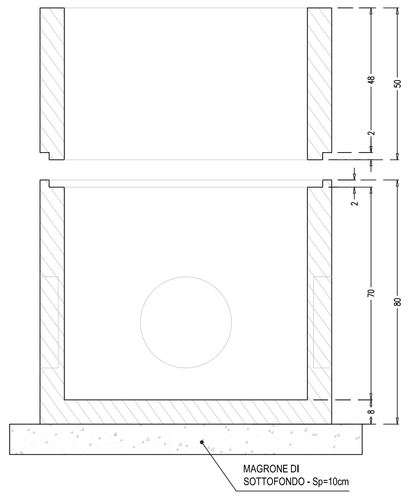

PARTICOLARE CHIUSINO IN GHISA SFEROIDALE 0.80x0.80 CLASSE C250

Scala 1:10

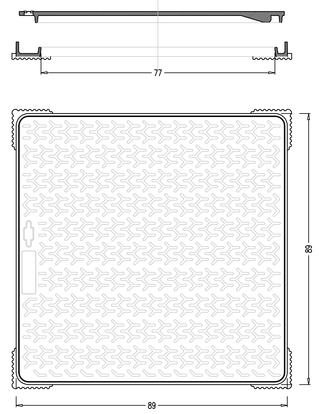

SEZIONE TIPO POSA TUBAZIONE IN PVC

Scala 1:10

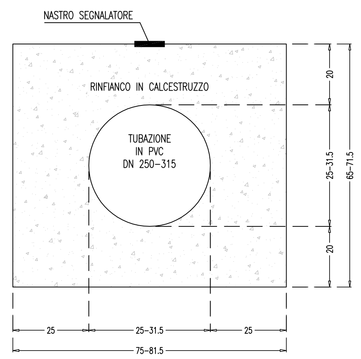

SEZIONE TIPO POSA TUBAZIONE IN ACCIAIO

Scala 1:10

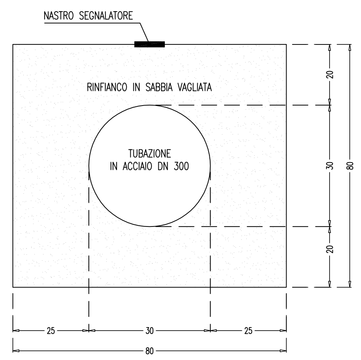

PARTICOLARI EMBRICI IN CLS VIBROCOMPRESSO

Scala 1:10

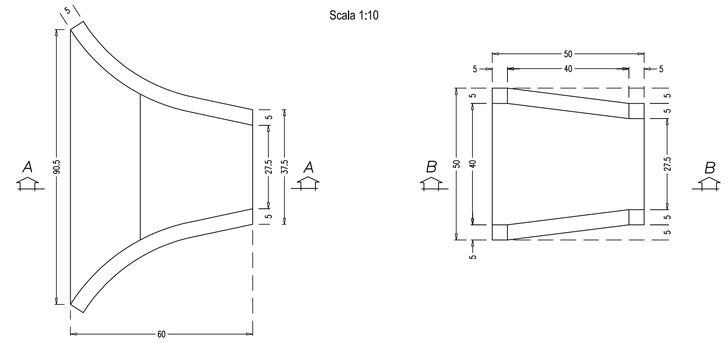

SEZIONE A-A

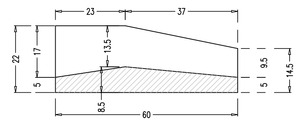

SEZIONE B-B

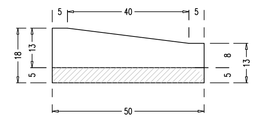

PARTICOLARE IMMISSIONE EMBRICE NELLA CANALETTA TRAPEZOIDALE

Scala 1:10

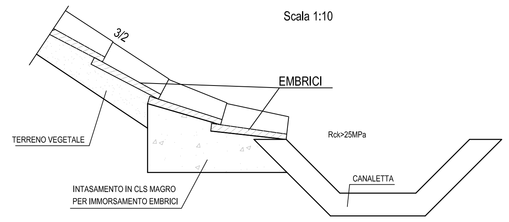

CANALE IN TERRA

Scala 1:20

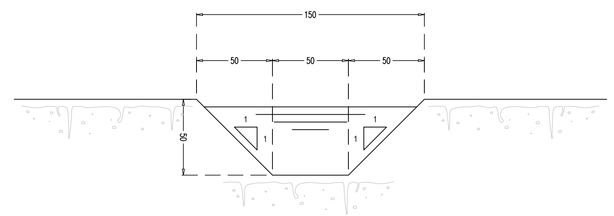

CANALETTA TRAPEZOIDALE PREFABBRICATA IN CLS

SCALA 1:20

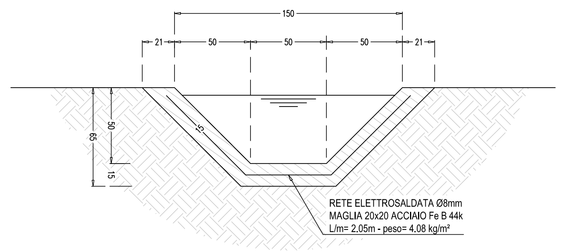

SEZIONE TIPO MEZZO TUBO DN1000 IN ACCIAIO ZINCATO ONDULATO

scala 1:20

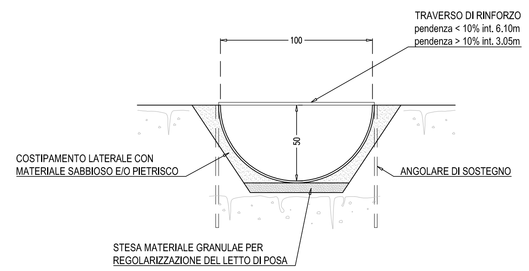

SEZIONE TIPO TUBO DN1000 IN ACCIAIO ZINCATO ONDULATO

scala 1:20

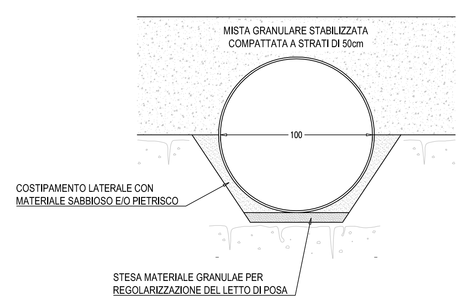

CONDOTTA CIRCOLARE PREFABBRICATA IN CLS Ø600

Scala 1:20

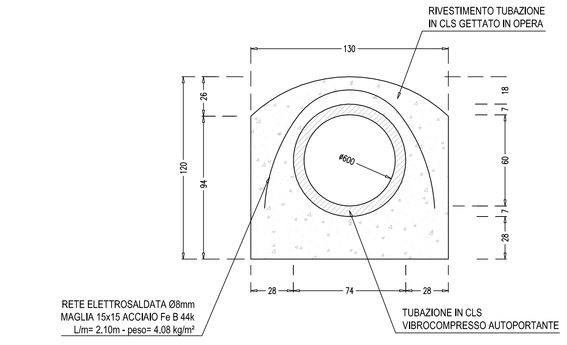

PARTICOLARE CUNETTA ALLA FRANCESE

SCALA 1:10

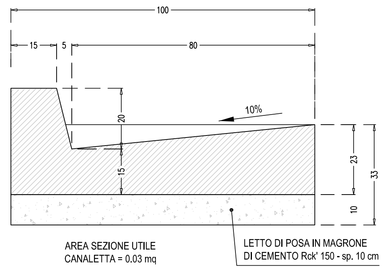

CANALETTE DI SMALTIMENTO ACQUE

Scala 1:20

CANALETTA RETTANGOLARE

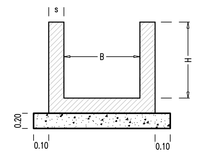

B (m)	H (m)	s (m)	incidenza armature (kg/m²)
0,50	0,50	0,10	45
0,50	1,25	0,20	45
0,80	1,25	0,20	45

TABELLA MATERIALI

CALCESTRUZZO

Tipo		Campi di Impiego	Classe di esposizione ambientale (UNI EN 206)	Rapporto a/c max	Classe di resistenza minima [C(cs/Rck)$_{cs}$]	Classe di consistenza	Tipo di cemento	Classe di resistenza di calcolo (MPa)
E	4	- Cunette, canalette, cordoli, rinfianco tubazioni	XC2	0,60	C25/30	S3/S4	CEM III÷V	Rck
G		- Magrone di riempimento o livellamento	X0	-	C12/15	-	CEM I÷V	Rck
D		- Tombini a struttura circolare	XA1	0,55	C28/35	S3/S4	CEM III÷V	Rck

ACCIAIO

ACCIAIO IN BARRE PER GETTI E RETI ELETTROSALDATE	B450C	fyk >= 450N/mm² ftk>=540N/mm² 1,15<= ftk/fyk < 1,35 fyk= tensione caratteristica di snervamento ftk= tensione caratteristica di rottura

TUBAZIONI IN PVC

CARATTERISTICHE	VALORI LIMITE
Modulo di elasticità alla trazione	2600 N/mm²
Carico di rottura alla trazione	55 N/mm²
Peso specifico massa volumica	1,4 kg/dm³
Coefficiente di dilatazione termica	0,08 mm/m/°C
Conducibilità termica	0,13 kcal/m °C

Conducibilità termica 0,13 kcal/m °C

SEZIONE TIPO SCARICO MEZZO TUBO IN BANCA DI RIPOSO RILEVATO STRADALE

scala 1:20

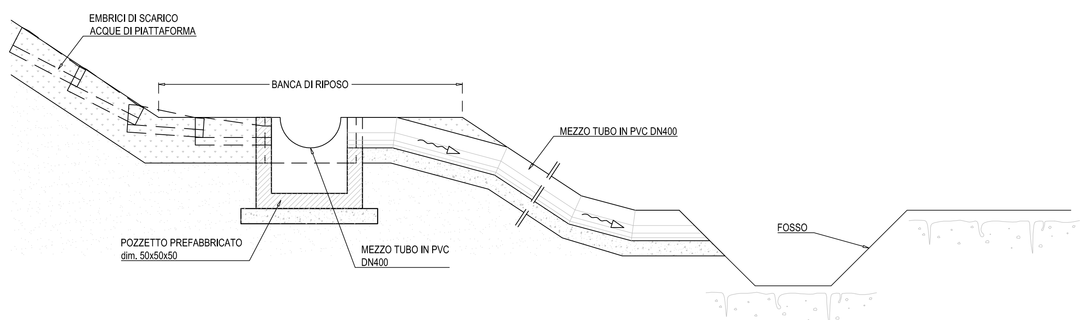

COMMITTENTE:

RFI RETE FERROVIARIA ITALIANA
GRUPPO FERROVIE DELLO STATO ITALIANE

ALTA SORVEGLIANZA:

ITALFERR
GRUPPO FERROVIE DELLO STATO ITALIANE

GENERAL CONTRACTOR:

COCIV
Consorzio Collegamenti Integrati Veloci

INFRASTRUTTURE FERROVIARIE STRATEGICHE DEFINITE DALLA LEGGE OBIETTIVO N.443/01

TRATTA A.V./A.C. TERZO VALICO DEI GIOVI
PROGETTO ESECUTIVO

Strada Sud Cavalcaferrovia Strada Comunale Arquata Scrivia - Gavi alla Pk 28+401
Particolari idraulici - tav 1/2

GENERAL CONTRACTOR	DIRETTORE LAVORI	SCALA:
Consorzio **Cociv** Ing. P.P. Marcheselli		VARIE

COMMESSA	LOTTO	FASE	ENTE	TIPO DOC.	OPERA/DISCIPLINA	PROGR.	REV.
I G 5 1	0 2	E	C V	B Z	I R 1 C 0 3	0 0 1	A

PROGETTAZIONE

Rev.	Descrizione emissione	Redatto	Data	Verificato	Data	Progettista Integratore	Data	IL PROGETTISTA
A00	Prima emissione	ALPINA	27/09/2013	COCIV	27/09/2013	A. Palomba	30/09/2013	Dott.Ing. P.P. Marchesselli Ordine Ingegneri Prov. TO n. 6271 R

n. Elab.

Nome File: 005F1-M2-R-CV-I-B3-IR11-C-03-001-A00

CUP: F81H92000000008

Scala di plot: 1: