CARPENTERIA

SEZIONE ORIZZONTALE
SCALA 1:50

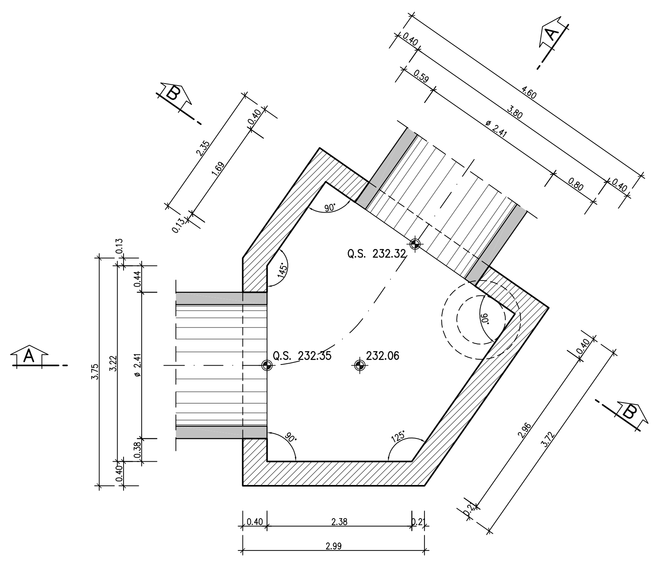

PIANTA SOLETTA DI COPERTURA
SCALA 1:50

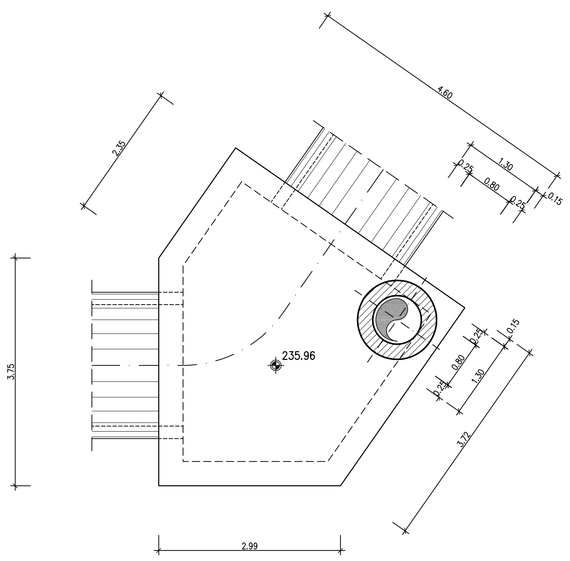

SEZIONE A–A
SCALA 1:50

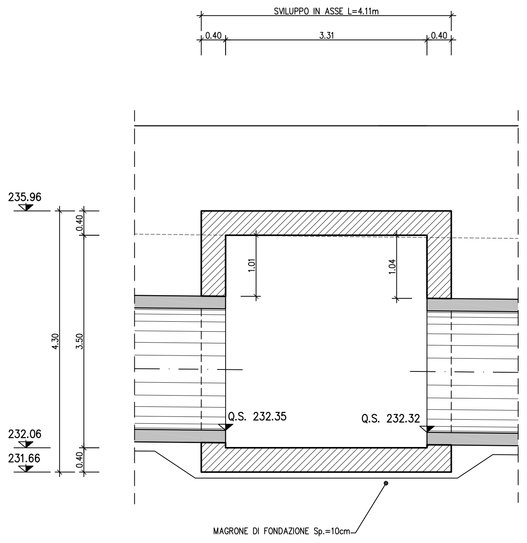

SEZIONE B–B
SCALA 1:50

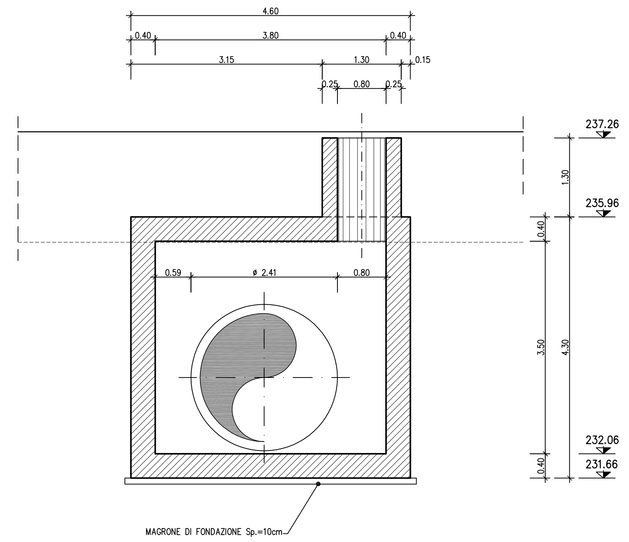

TABELLA FERRI
Pozzetto P02

POS.	N.	DIAM.	LUNG.(cm)	P.U.	LUNG.TOT.(cm)	PESO(Kg)
1	22	16	410	1.578	9020	142
2	24	16	476.5	1.578	11436	180
3	22	16	498	1.578	10956	173
4	12	16	455	1.578	5460	86
5	12	16	297.5	1.578	3570	56
6	4	12	386.5	0.888	1546	14
7	4	12	299.5	0.888	1198	11
8	107	12	155	0.888	16585	147
9	107	12	435	0.888	46545	413
10	16	12	123.5	0.888	1976	18
11	24	12	212.5	0.888	5100	45
12	16	12	132.5	0.888	2120	19
13	24	12	213.5	0.888	5124	45
14	4	10	350	0.617	1400	9
15	4	10	350	0.617	1400	9
16	2	10	350	0.617	700	4
17	2	10	350	0.617	700	4
18	2	10	350	0.617	700	4
19	2	10	350	0.617	700	4
20	17	12	374	0.888	6358	56
21	17	12	354	0.888	6018	53
22	17	12	430	0.888	7310	65
23	17	12	410	0.888	6970	62
24	10	12	506	0.888	5060	45
25	24	12	177.5	0.888	4260	38
26	24	12	197.5	0.888	4740	42
27	17	12	333	0.888	5661	50
28	17	12	290	0.888	4930	44
29	5	12	485	0.888	2425	22
30	5	12	443	0.888	2215	20
31	12	12	177.5	0.888	2130	19
32	12	12	162.5	0.888	1950	17
33	24	12	158.5	0.888	3804	34
34	4	12	386.5	0.888	1546	14
35	4	12	299.5	0.888	1198	11
36	22	12	410	0.888	9020	80
37	12	12	520	0.888	6240	55
38	8	12	346	0.888	2768	25
39	4	12	408	0.888	1632	14
40	12	12	297.5	0.888	3570	32
41	12	12	455	0.888	5460	48
42	14	12	498	0.888	6972	62
43	8	12	387.5	0.888	3100	28
44	22	12	206	0.888	4532	40
45	190	8	62	0.395	11780	46
46	21	12	206	0.888	4326	38
47	36	10	180	0.617	6480	40
48	9	10	432	0.617	3888	24
49	9	10	325	0.617	2925	18
50	54	8	37	0.395	1998	8
				Totale		2535

ARMATURA

PIANTA SOLETTA DI FONDAZIONE
SCALA 1:50

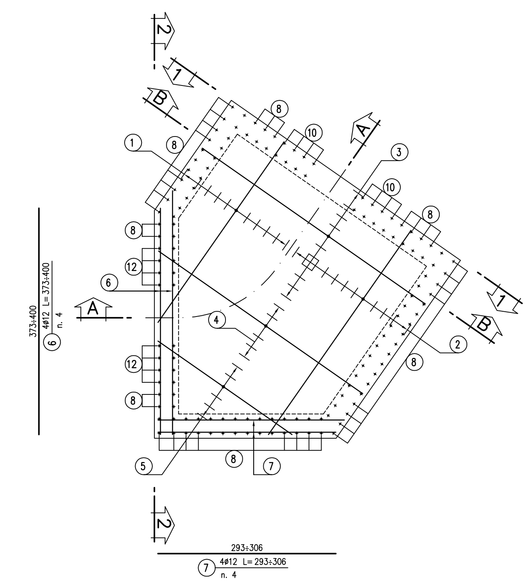

SEZIONE ORIZZONTALE
SCALA 1:50

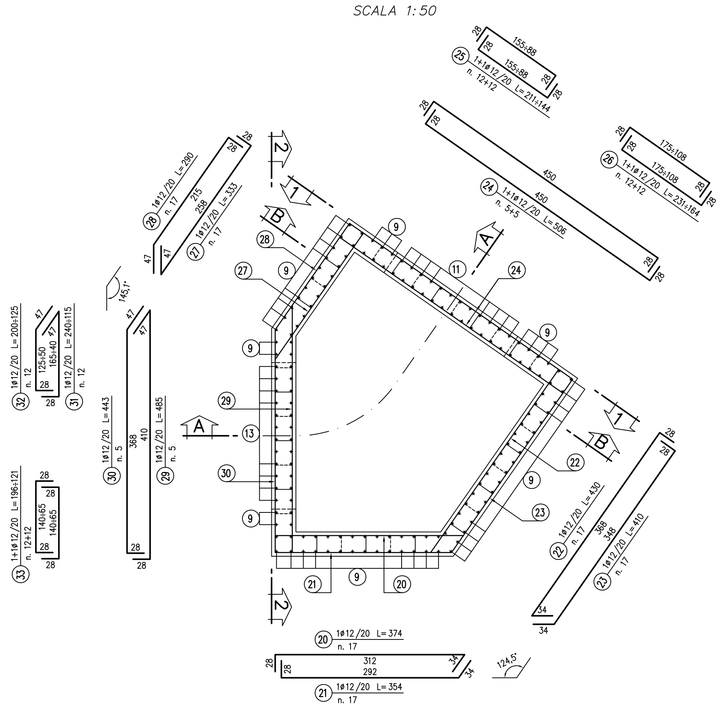

PIANTA SOLETTA DI COPERTURA
SCALA 1:50

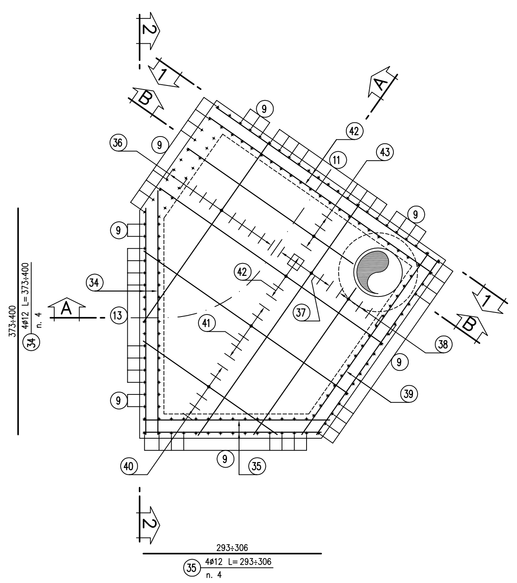

DETTAGLIO "1"
SCALA 1:25

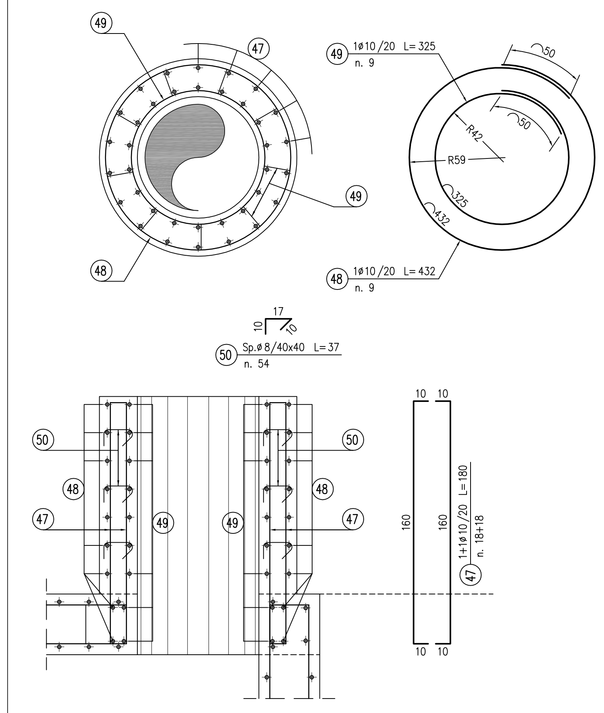

SEZIONE A–A
SCALA 1:50

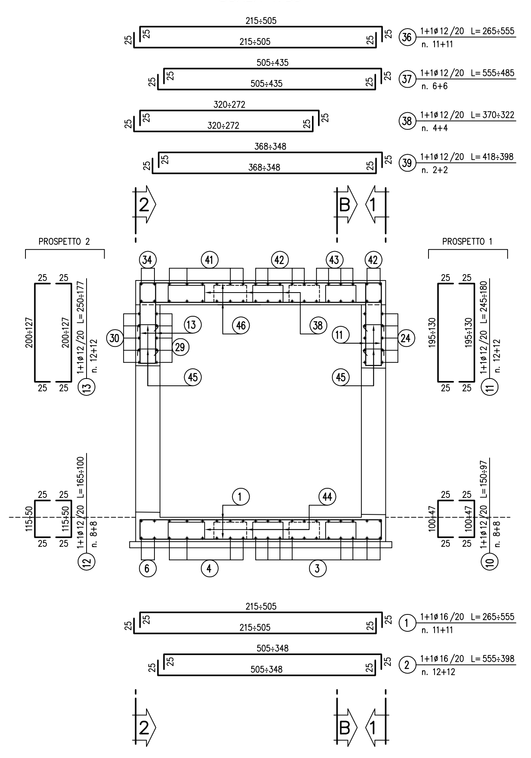

SEZIONE B–B
SCALA 1:50

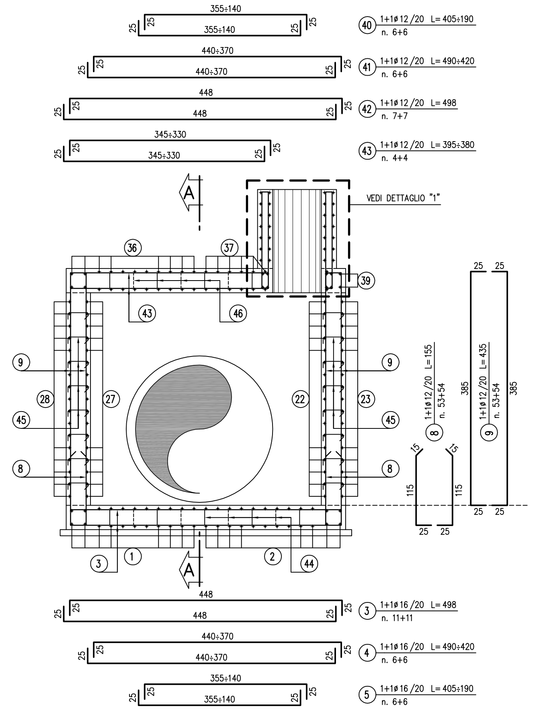

PROSPETTO 1
SCALA 1:50

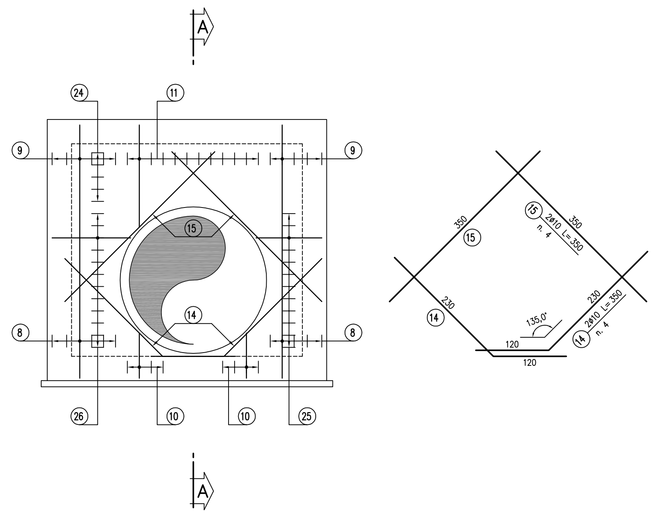

PROSPETTO 2
SCALA 1:50

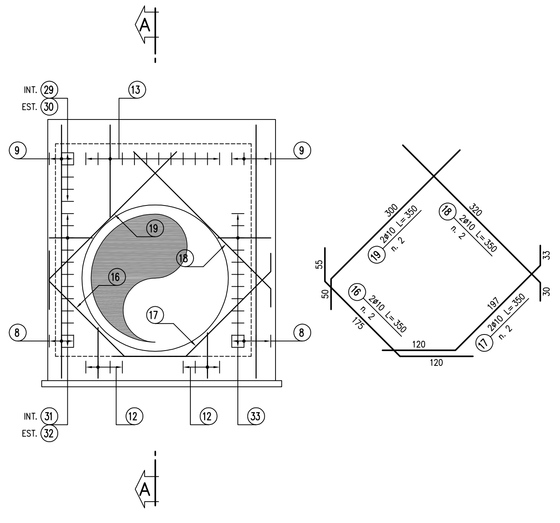

NOTE:

– Per la tabella materiali si fa riferimento all'elaborato IG51-00-E-TT-OC00-00-002.

LEGENDA	
Q.S.	Quota scorrimento
P.F.	Piano del ferro
Q.F.	Quota falda
Q.F.C.	Quota falda di cantiere

COMMITTENTE:

RFI RETE FERROVIARIA ITALIANA
GRUPPO FERROVIE DELLO STATO ITALIANE

ALTA SORVEGLIANZA:

ITALFERR
GRUPPO FERROVIE DELLO STATO ITALIANE

GENERAL CONTRACTOR:

COCIV
Consorzio Collegamenti Integrati Veloci

INFRASTRUTTURE FERROVIARIE STRATEGICHE DEFINITE DALLA LEGGE OBIETTIVO N.443/01

TRATTA A.V./A.C. TERZO VALICO DEI GIOVI
PROGETTO ESECUTIVO

Rilevato di Linea III Valico da pk 29+064,72 a pk 29+491,39

Fosso 6

Pozzetto P02 - Carpenteria ed armatura

GENERAL CONTRACTOR	DIRETTORE LAVORI	SCALA:
Consorzio **Cociv** Ing. P.P. Marcheselli		1:50

COMMESSA	LOTTO	FASE	ENTE	TIPO DOC.	OPERA/DISCIPLINA	PROGR.	REV.
IG51	02	E	CV	BZ	RI1203	002	A

PROGETTAZIONE

Rev.	Descrizione emissione	Redatto	Data	Verificato	Data	Progettista Integratore	Data	IL PROGETTISTA
A00	Prima emissione	ALPINA	27/09/2013	COCIV	27/09/2013	A. Palomba	30/09/2013	Dott.Ing. Alberto Pascucello Ordine Ingegneri Prov. TO n. 6271 R

n. Elab.

Nome File: IG51-02-E-CV-BZ-RI12-03-002-A00

CUP: F81H92000000008

Scala di plot: 1: