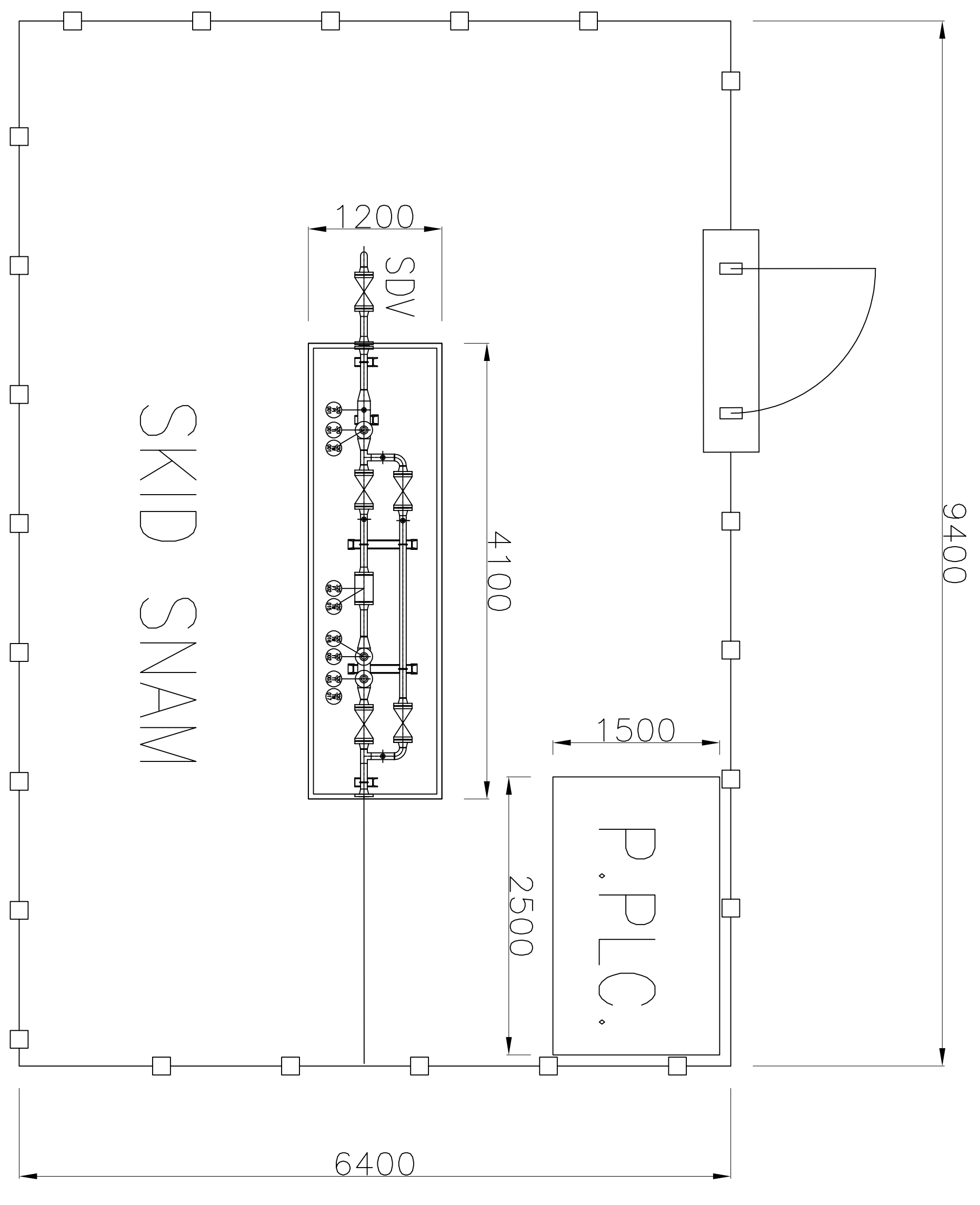




1 2 3 4 5 6 7 8 9 10 11

DISCINI DI RIFERIMENTO / REFERENCE DRAWINGS	NUMERO DISEGNO / DWG. NUMBER
.	.
.	.
.	.
.	.



REV	DATA DATE	DESCRIZIONE / DESCRIPTION	DESIGN / DESIGNED	CHIEF / APPROVED	STATUS / STATO
1	28.11.23	GENERAL REVISION	TESI	TESI	-
0	11.06.19	FIRST ISSUE	PUMA	PUMA	-

TRAVA 2  
 LAYOUT MISURA SNAM

SCALE	NUMERO DEL CLIENTE / CLIENT'S NUMBER	POSIZIONE IMPIANTO / PLANT LOCATION	DOCUMENTO DESCRIZIONE / DOCUMENT DESCRIPTION	FG / R / SE / OF
NTS	-	-	18432.GEN.003	1/1