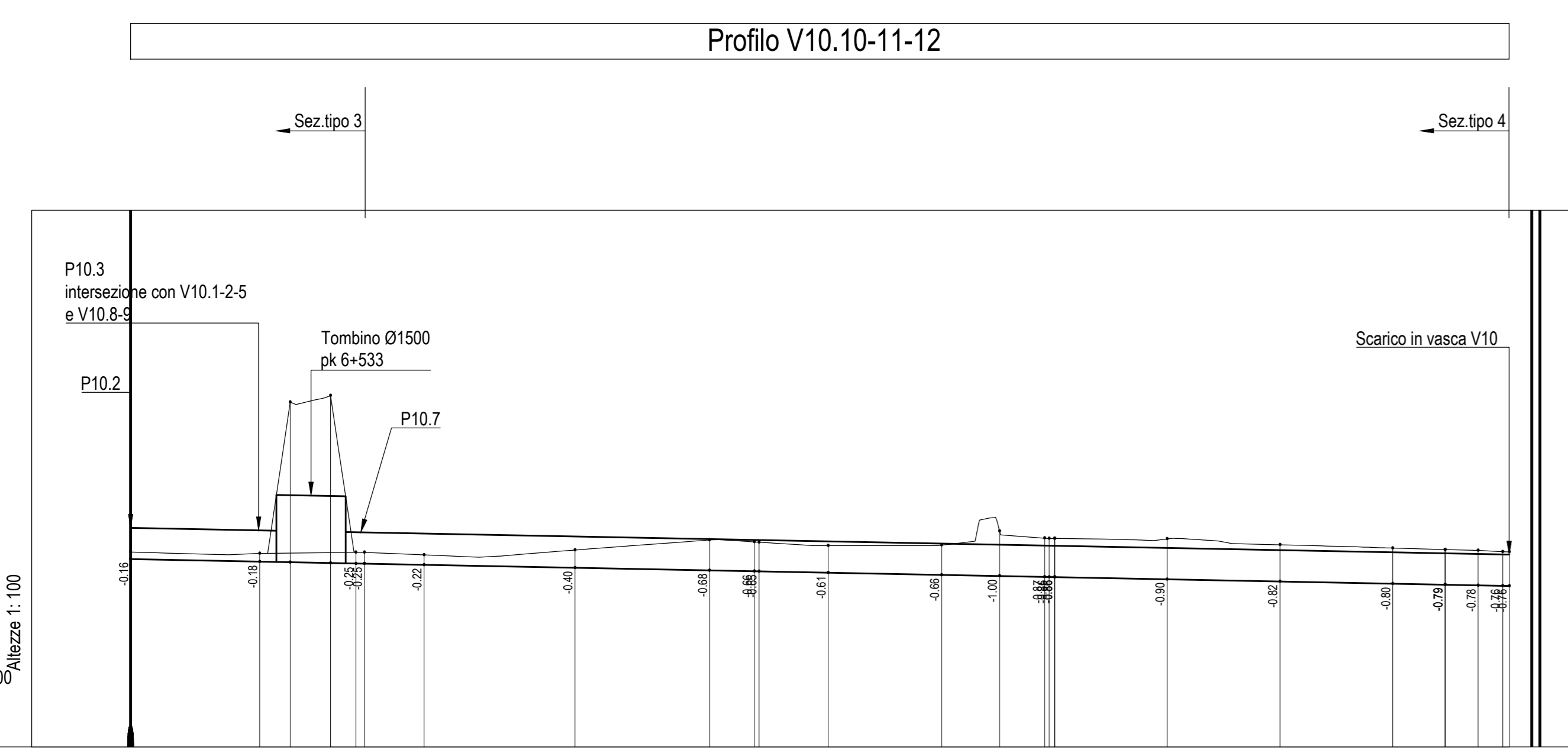
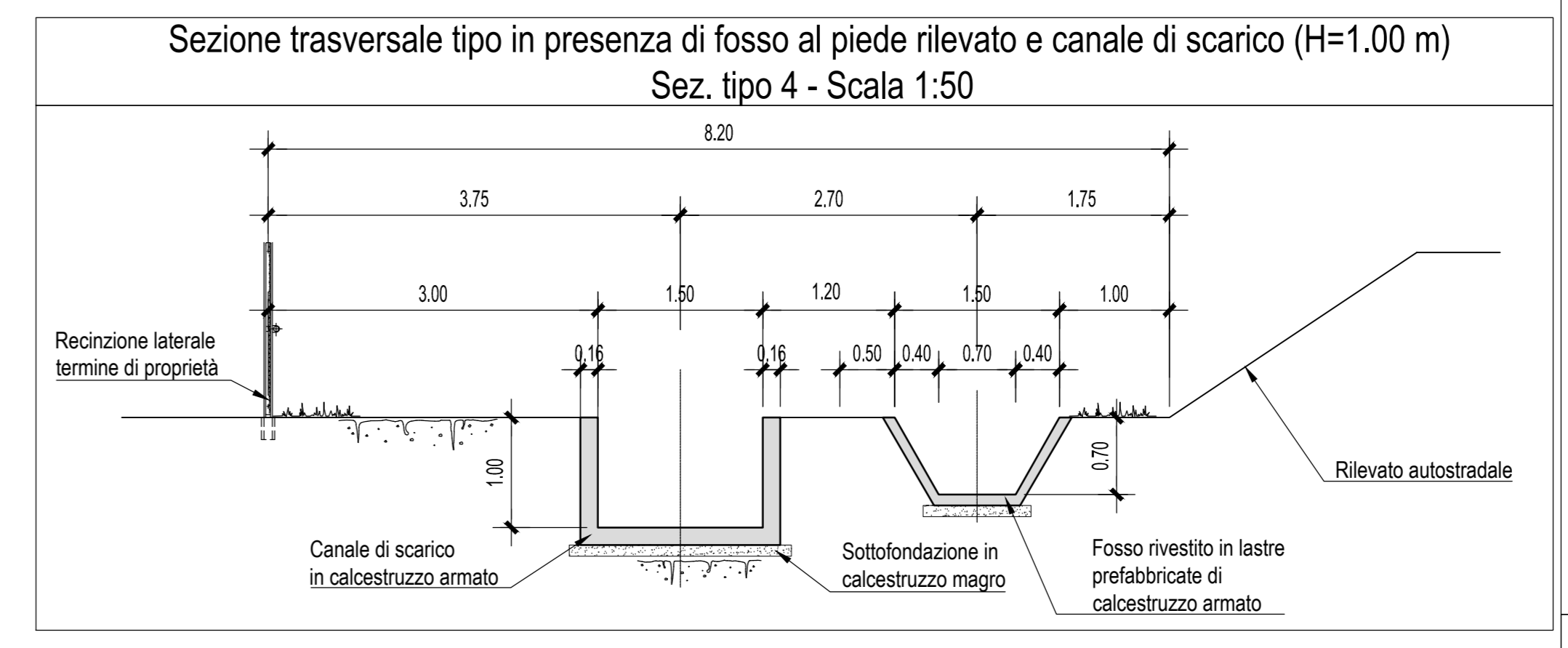
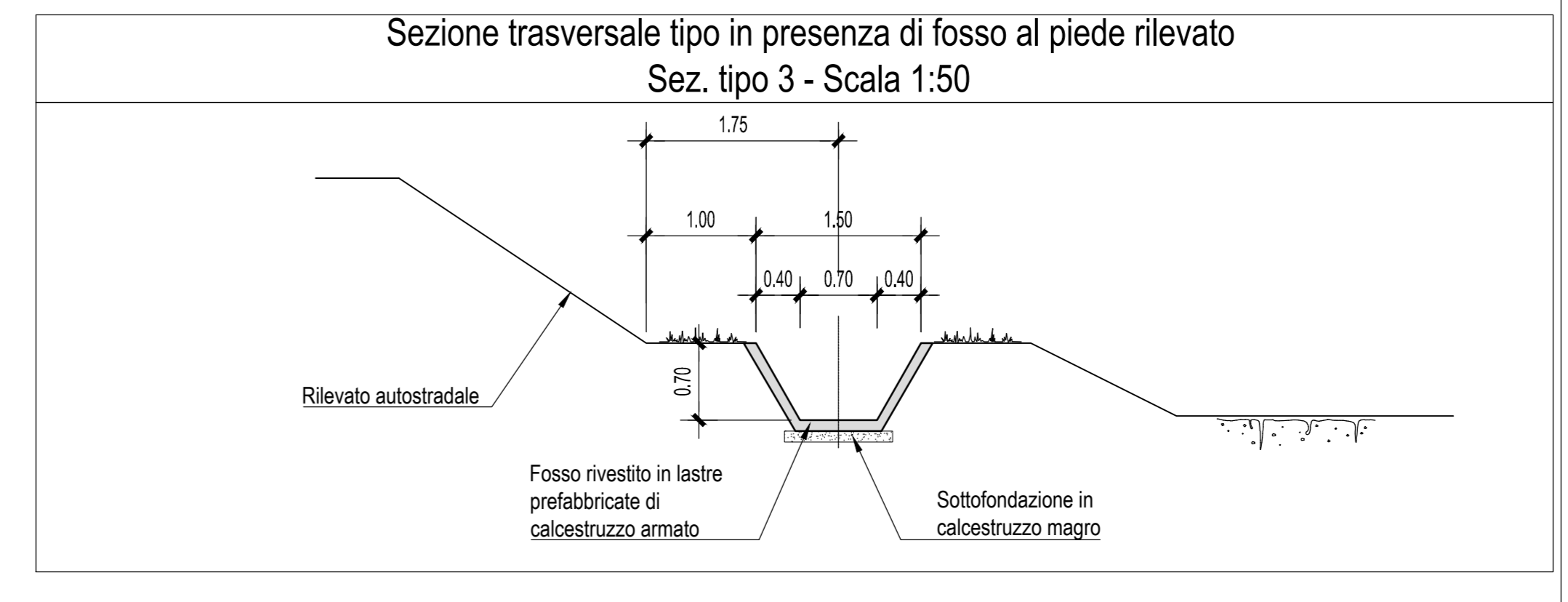
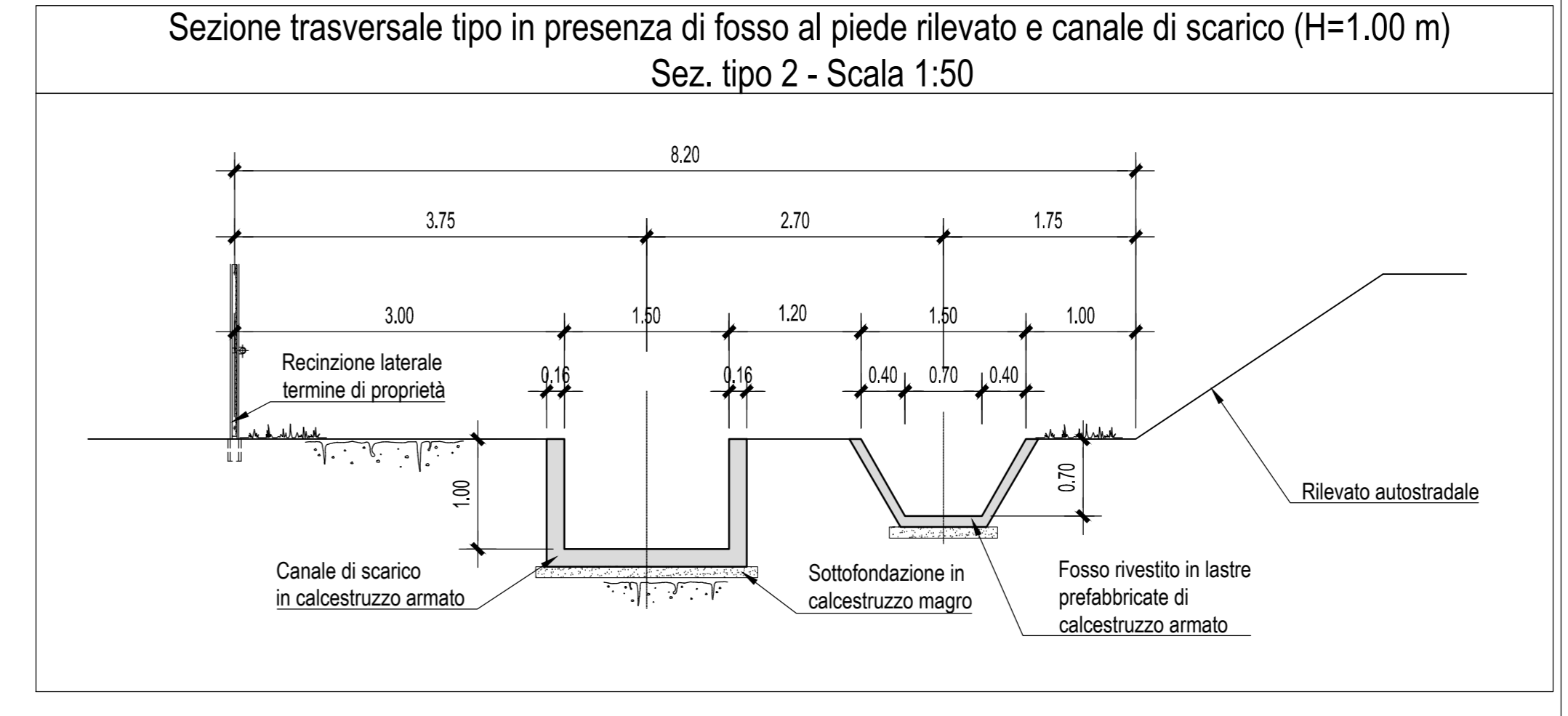
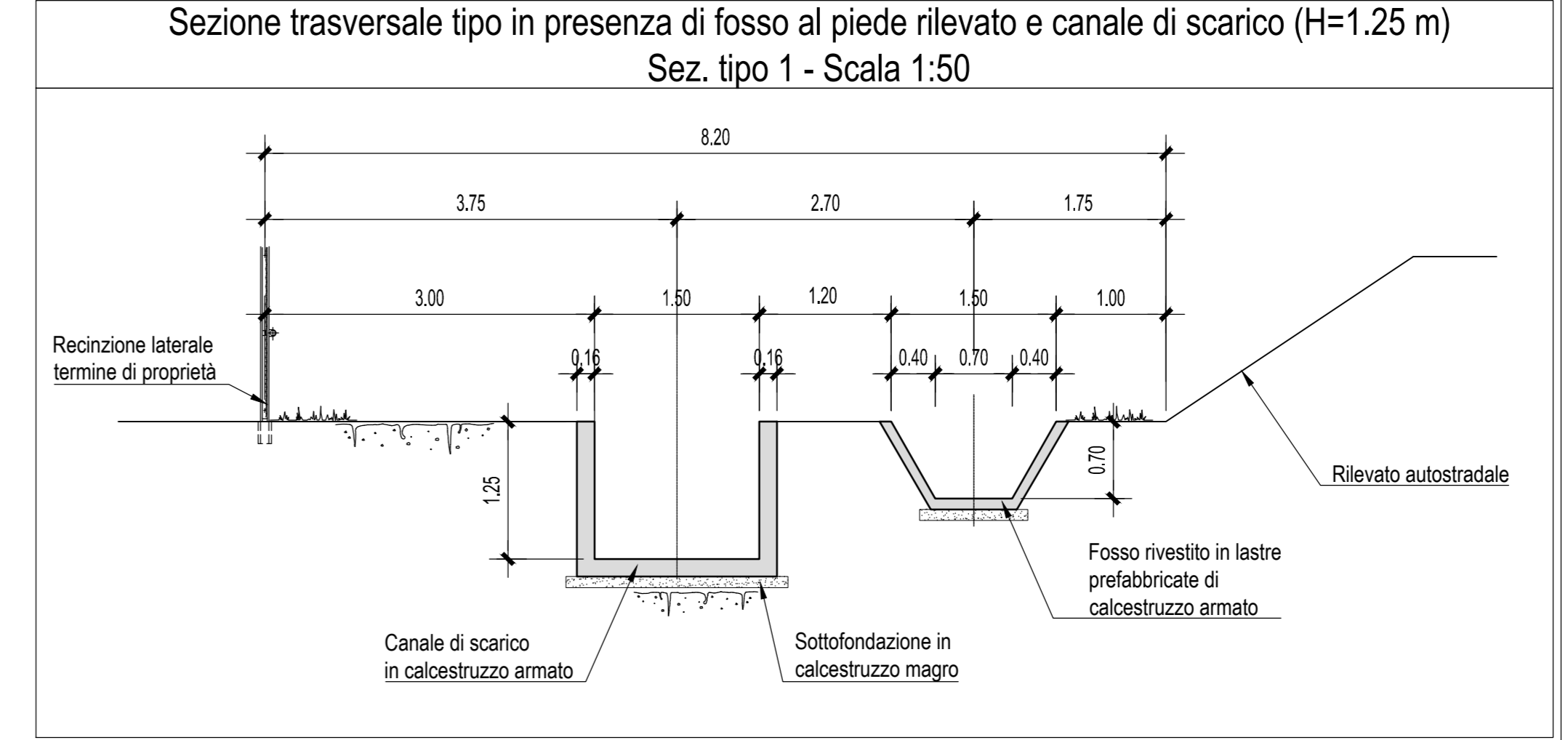
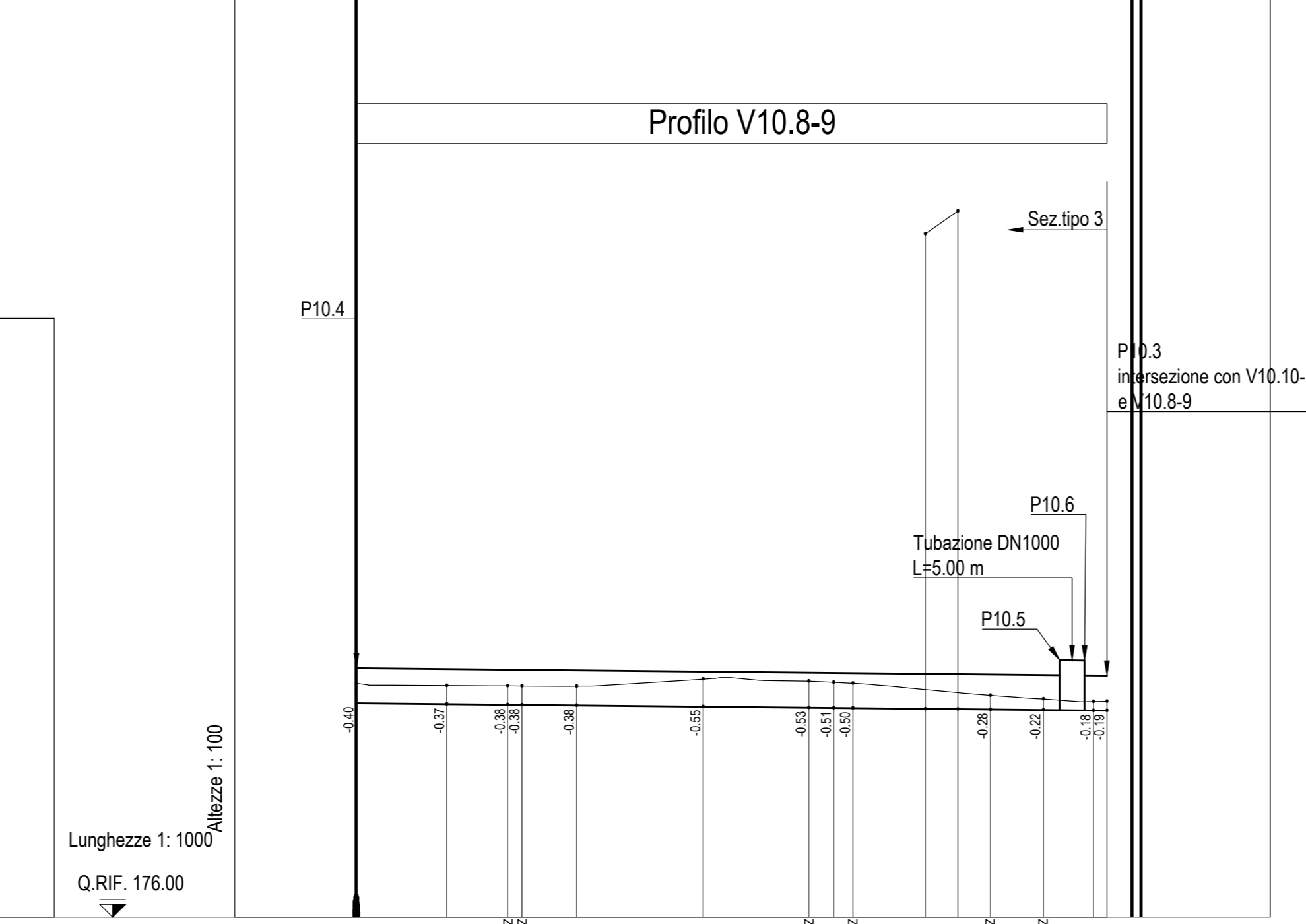


No. SEZIONI	12	3	4	5	6	7	8	9	10	11	12	13	14	15	16	17	18	19	20	21	22	23	24	25	
DISTANZE PROGRESSIVE	0.00	25.75	50.66	75.57	100.48	125.39	150.30	175.21	200.12	225.03	249.94	274.85	299.76	324.67	349.58	374.49	399.40	424.31	449.22	474.13	499.04	523.95	548.86	573.77	
DISTANZE PARZIALI		25.75	24.91	24.91	24.91	24.91	24.91	24.91	24.91	24.91	24.91	24.91	24.91	24.91	24.91	24.91	24.91	24.91	24.91	24.91	24.91	24.91	24.91	24.91	
QUOTE AUTOSTRADA																									
QUOTE TERRENO	180.25	181.48	182.71	183.94	185.17	186.40	187.63	188.86	190.09	191.32	192.55	193.78	195.01	196.24	197.47	198.70	199.93	201.16	202.39	203.62	204.85	206.08	207.31	208.54	
QUOTE PROGETTO	180.25	181.48	182.71	183.94	185.17	186.40	187.63	188.86	190.09	191.32	192.55	193.78	195.01	196.24	197.47	198.70	199.93	201.16	202.39	203.62	204.85	206.08	207.31	208.54	
PENDENZE																									

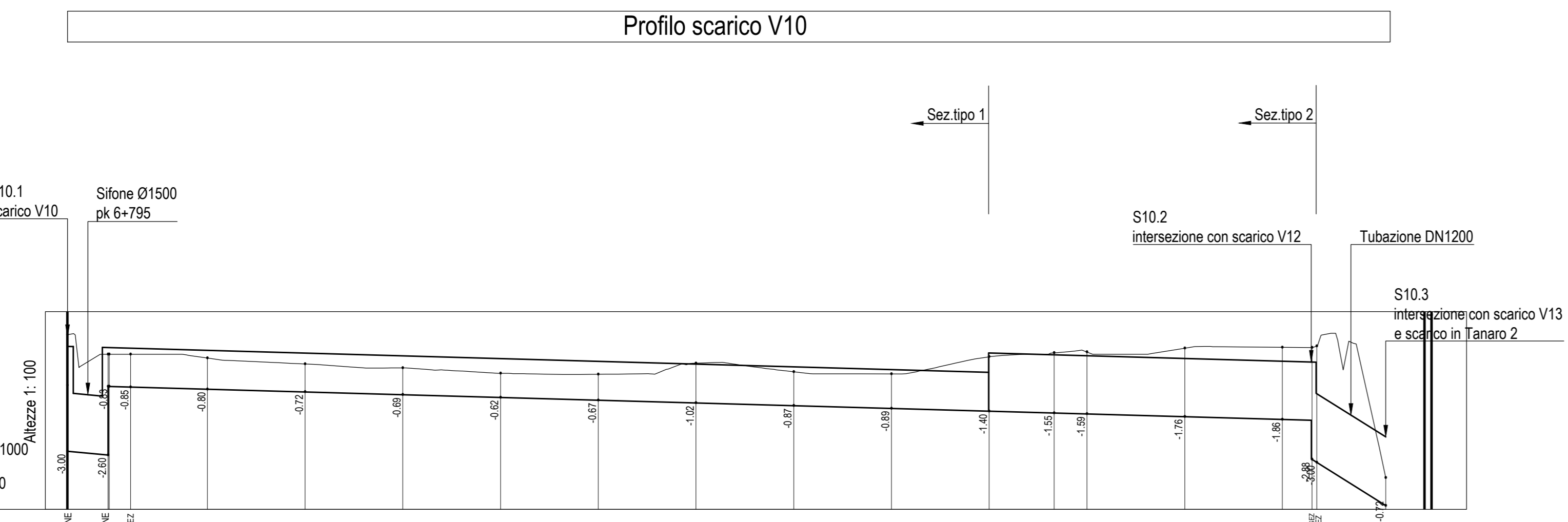


No. SEZIONI	1	2	3	4	5	6	7	8	9	10	11	12	13	14	15	16	17	18	19	20	21	22	23	24	
DISTANZE PROGRESSIVE	0.00	28.86	57.72	86.58	115.44	144.30	173.16	202.02	230.88	259.74	288.60	317.46	346.32	375.18	404.04	432.90	461.76	490.62	519.48	548.34	577.20	606.06	634.92	663.78	
DISTANZE PARZIALI		28.86	28.86	28.86	28.86	28.86	28.86	28.86	28.86	28.86	28.86	28.86	28.86	28.86	28.86	28.86	28.86	28.86	28.86	28.86	28.86	28.86	28.86	28.86	
QUOTE AUTOSTRADA																									
QUOTE TERRENO	180.25	180.96	181.67	182.38	183.09	183.80	184.51	185.22	185.93	186.64	187.35	188.06	188.77	189.48	190.19	190.90	191.61	192.32	193.03	193.74	194.45	195.16	195.87	196.58	
QUOTE PROGETTO	180.25	180.96	181.67	182.38	183.09	183.80	184.51	185.22	185.93	186.64	187.35	188.06	188.77	189.48	190.19	190.90	191.61	192.32	193.03	193.74	194.45	195.16	195.87	196.58	
PENDENZE																									

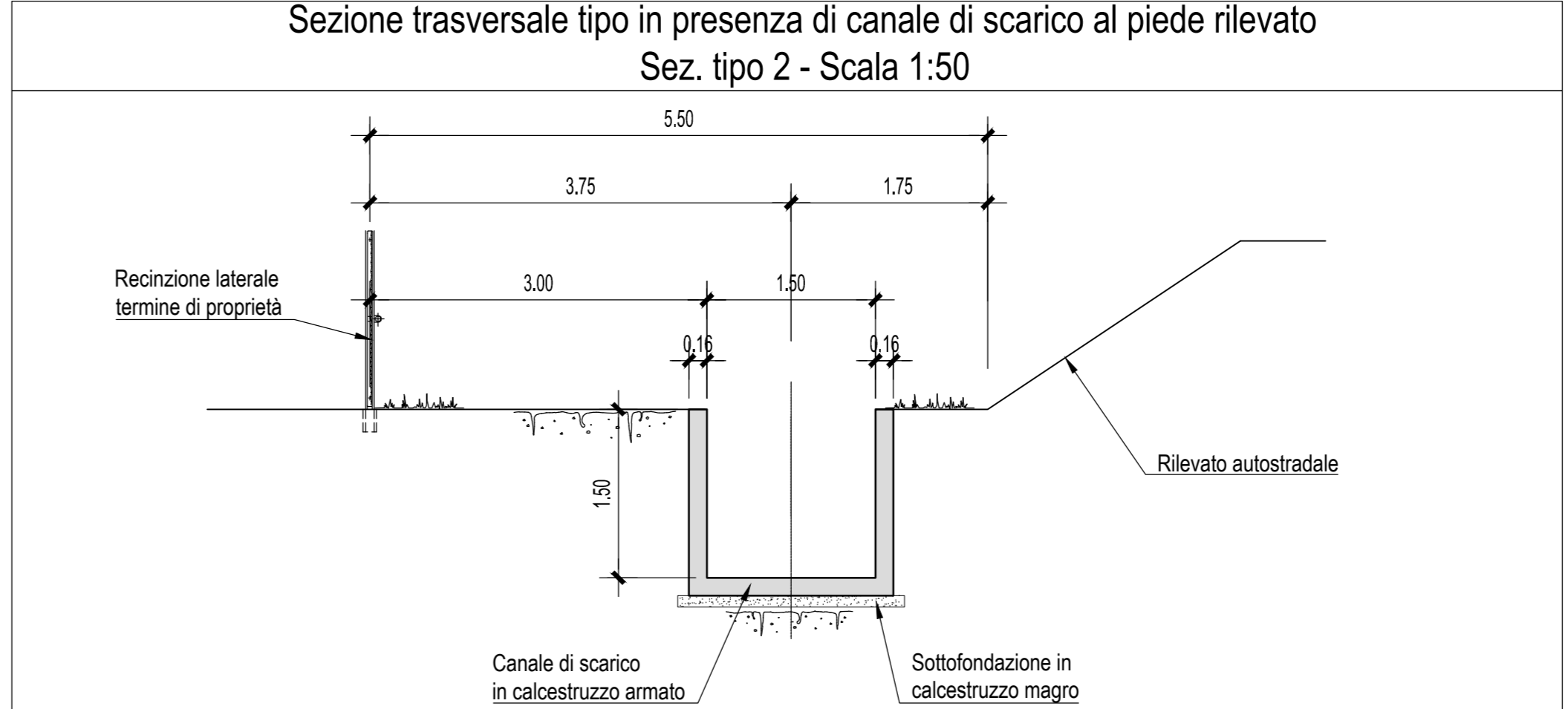
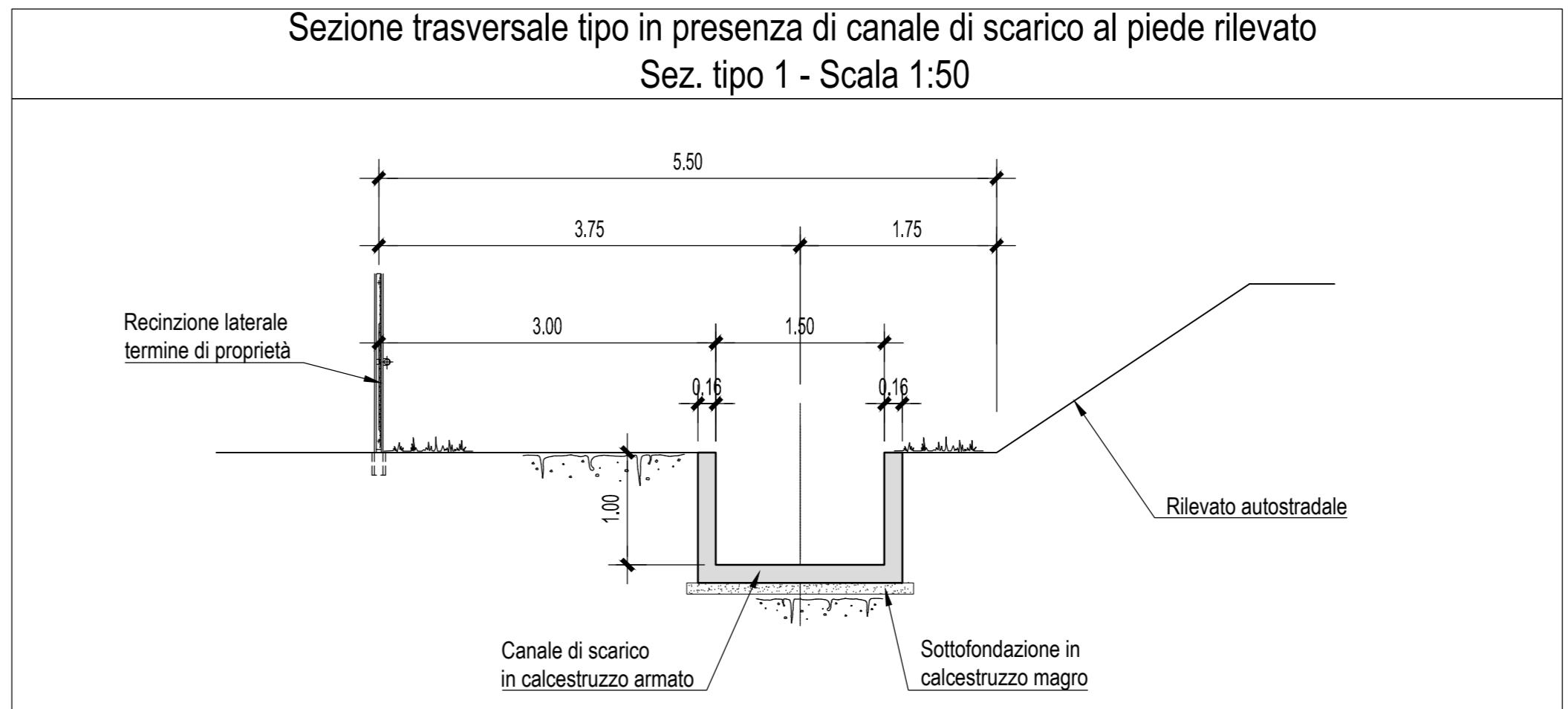


No. SEZIONI	1	2	3	4	5	6	7	8	9	10	11	12	13
DISTANZE PROGRESSIVE	0.00	18.16	36.32	54.48	72.64	90.80	108.96	127.12	145.28	163.44	181.60	199.76	217.92
DISTANZE PARZIALI		18.16	18.16	18.16	18.16	18.16	18.16	18.16	18.16	18.16	18.16	18.16	18.16
QUOTE AUTOSTRADA													
QUOTE TERRENO	180.25	180.96	181.67	182.38	183.09	183.80	184.51	185.22	185.93	186.64	187.35	188.06	188.77
QUOTE PROGETTO	180.25	180.96	181.67	182.38	183.09	183.80	184.51	185.22	185.93	186.64	187.35	188.06	188.77
PENDENZE													

CANALIZZAZIONI DI SCARICO



No. SEZIONI	1	2	3	4	5	6	7	8	9	10	11	12	13	14	15	16	17	18	19	20	21	22	23	24	25	
DISTANZE PROGRESSIVE	0.00	15.90	31.80	47.70	63.60	79.50	95.40	111.30	127.20	143.10	159.00	174.90	190.80	206.70	222.60	238.50	254.40	270.30	286.20	302.10	318.00	333.90	349.80	365.70	381.60	
DISTANZE PARZIALI		15.90	15.90	15.90	15.90	15.90	15.90	15.90	15.90	15.90	15.90	15.90	15.90	15.90	15.90	15.90	15.90	15.90	15.90	15.90	15.90	15.90	15.90	15.90	15.90	
QUOTE TERRENO	178.20	178.91	179.62	180.33	181.04	181.75	182.46	183.17	183.88	184.59	185.30	186.01	186.72	187.43	188.14	188.85	189.56	190.27	190.98	191.69	192.40	193.11	193.82	194.53	195.24	
QUOTE PROGETTO	178.20	178.91	179.62	180.33	181.04	181.75	182.46	183.17	183.88	184.59	185.30	186.01	186.72	187.43	188.14	188.85	189.56	190.27	190.98	191.69	192.40	193.11	193.82	194.53	195.24	
PENDENZE																										





Autostrada Asti-Cuneo



REGIONE PIEMONTE

PROVINCIA DI ASTI PROVINCIA DI CUNEO

**COLLEGAMENTO AUTOSTRADALE
ASTI - CUNEO**

TRONCO II A21 (ASTI EST) - A6 (MARENE)
LOTTO 6 RODDI - DIGA ENEL

PROGETTO ESECUTIVO
PROGETTO DELL'INFRASTRUTTURA

OPERE PER LA REGIMAZIONE ACQUE SUPERFICIALI
IMPIANTO DI TRATTAMENTO PROGR. 6+775
PROFILI CANALIZZAZIONI DI ALIMENTAZIONE E SCARICO
(DA PROGR. 6+225 A PROGR. 7+120)

Approvato:	Data:	Descrizione:	Revisione:	Controllo:	Approvato:	Controllo:	Approvato:	Controllo:
00	01	EMMISSIONE			01	01	01	01
01	02				02	02	02	02
02	03				03	03	03	03
03	04				04	04	04	04
04	05				05	05	05	05
05	06				06	06	06	06
06	07				07	07	07	07
07	08				08	08	08	08
08	09				09	09	09	09
09	10				10	10	10	10
10	11				11	11	11	11
11	12				12	12	12	12
12	13				13	13	13	13
13	14				14	14	14	14
14	15				15	15	15	15
15	16				16	16	16	16
16	17				17	17	17	17
17	18				18	18	18	18
18	19				19	19	19	19
19	20				20	20	20	20
20	21				21	21	21	21
21	22				22	22	22	22
22	23				23	23	23	23
23	24				24	24	24	24
24	25				25	25	25	25

PROGETTISTA + RESP. INTEGRAZIONE PRESTAZIONI SPECIALISTICHE:
Dot. Ing. Enrico Ghislandi
Albo di Milano
N° A 19993

CONCESSIONARIA:
 SINA