




Autostrada Asti-Cuneo



PROVINCIA DI ASTI



REGIONE PIEMONTE



PROVINCIA DI CUNEO

COLLEGAMENTO AUTOSTRADALE ASTI - CUNEO

TRONCO II A21 (ASTI EST) - A6 (MARENE)

LOTTO 6 RODDI - DIGA ENEL

PROGETTO ESECUTIVO
OPERE D'ARTE IN SEDE

GALLERIA DI VERDUNO GALLERIA ARTIFICIALE E IMBOCCO LATO CHERASCO RELAZIONE DI CALCOLO GALLERIA ARTIFICIALE

Aggiornato:	Data :	Descrizione:	Redatto:	Controllato:	Approvato:	Codifica:
00	Apr. 2013	EMISSIONE	Ing. Gatti	Ing. Ossezia	Ing. Ghislandi	2.6 E - r D.2.3.2.02
Aggiornato:	Data :	Descrizione:	Redatto:	Controllato:	Approvato:	Lotto Prog. Tipo Elaborato
01	Marzo 2015	Rev. a seguito richieste MIT-SVCA	Ing. Gatti	Ing. Saurio	Ing. Ghislandi	Marzo 2015
Aggiornato:	Data :	Descrizione:	Redatto:	Controllato:	Approvato:	Scala:
						-



PROGETTISTA e RESP. INTEGRAZIONE PRESTAZIONI SPECIALISTICHE:
Dott. Ing. Enrico Ghislandi
Albo di Milano
N° A 16993

CONSULENZA SPECIALIZZATA



CONCESSIONARIA:



INDICE

1. INTRODUZIONE	3
2. NORMATIVA DI RIFERIMENTO	4
3. SOFTWARE UTILIZZATO	5
4. CARATTERIZZAZIONE SISMICA	6
5. CARATTERIZZAZIONE GEOTECNICA	9
6. MATERIALI IMPIEGATI	12
7. MODELLO DI CALCOLO	13
7.1. <i>MODELLO DI CALCOLO</i>	15
7.2. <i>ANALISI DEI CARICHI</i>	16
7.2.1. <i>Peso proprio</i>	16
7.2.2. <i>Peso del terreno di ricoprimento</i>	17
7.2.3. <i>Spinta orizzontale del terreno (coefficiente di spinta attiva)</i>	17
7.2.4. <i>Spinta orizzontale del terreno (coefficiente di spinta a riposo)</i>	17
7.2.5. <i>Pressioni idrostatiche</i>	18
7.2.6. <i>Sovraccarico accidentale</i>	18
7.2.7. <i>Azione sismica_SLV</i>	19
7.2.8. <i>Forze d'inerzia in caso sismico_SLV</i>	19
7.2.9. <i>Azione sismica_SLD</i>	20
7.2.10. <i>Forze d'inerzia in caso sismico_SLD</i>	20
8. COMBINAZIONI DI CARICO	21
8.1. <i>SENZA FALDA</i>	21
8.2. <i>CON FALDA</i>	22
9. CRITERI DI VERIFICA	23
9.1. <i>VERIFICHE AGLI STATI LIMITE ULTIMI</i>	23
9.1.1. <i>Resistenza a sforzo normale e flessione</i>	23
9.1.2. <i>Resistenza nei confronti delle sollecitazioni taglienti</i>	24
9.2. <i>VERIFICHE AGLI STATI LIMITE DI ESERCIZIO</i>	25
9.2.1. <i>Verifica di fessurazione</i>	25
9.2.2. <i>Verifica delle tensioni in esercizio</i>	26
10. RISULTATI DELLE ANALISI	27
10.1. <i>SENZA FALDA</i>	27
10.2. <i>CON FALDA</i>	45
11. VERIFICHE	63
11.1. <i>SEZIONE 1-1</i>	64



11.1.1. Senza falda.....	64
11.1.2. Con falda.....	67
11.2. SEZIONE 2-2.....	68
11.2.1. Senza falda.....	68
11.2.2. Con falda.....	71
11.3. SEZIONE 3-3.....	72
11.3.1. Senza falda.....	72
11.3.2. Con falda.....	75
11.4. SEZIONE 4-4.....	76
11.4.1. Senza falda.....	76
11.4.2. Con falda.....	79
12. INPUT	80
12.1. SENZA FALDA.....	80
12.2. CON FALDA.....	119

1. INTRODUZIONE

Oggetto della presente relazione è il dimensionamento della galleria artificiale della galleria Verduno (imbocco “lato Cherasco”), facente parte del collegamento “Asti –Cuneo” tra le autostrade A6 ed A21, Tronco II “Asti Est – Marene”, lotto 6 “Roddi – Diga Enel”.

Affinchè possa essere realizzata la galleria in oggetto dovranno essere eseguite delle opere di contenimento degli scavi, per le quali si rimanda ad una specifica relazione tecnica e di calcolo.

Per le calcolazioni si farà riferimento alle Norme Tecniche per le Costruzioni del 14-01-2008 e per la valutazione della pericolosità sismica si considererà il reticolo di punti con accelerazione del terreno nota definito nella norma citata, sia per lo Stato Limite Ultimo (sisma SLV) sia per lo Stato Limite di Esercizio (sisma SLD).

Per le gallerie artificiali l'azione sismica dovuta al terreno è stata valutata con il metodo di Wood per strutture rigide.

2. NORMATIVA DI RIFERIMENTO

Le verifiche statiche degli interventi, la redazione della presente relazione e degli elaborati tecnici allegati sono state effettuate nel rispetto della Normativa in vigore e di alcune Raccomandazioni.

I principali riferimenti normativi sono i seguenti:

- Norme Tecniche per le Costruzioni del D.M. 14/01/2008.
- Circolare esplicativa n° 617 del 02/02/2009: “Istruzioni per l’applicazione delle Nuove Norme Tecniche per le Costruzioni”.
- Legge n° 1086 del 05/11/1971: Norme per la disciplina delle opere in conglomerato cementizio armato, normale e precompresso ed a struttura metallica.
- EN 1992-1-1: Eurocodice 2. Progettazione delle strutture di calcestruzzo. Parte 1-1: Regole generali e regole per gli edifici.
- EN 1997-1: Eurocodice 7. Progettazione geotecnica. Parte 1: Regole generali.
- EN 1998-5: Eurocodice 8. Progettazione delle strutture per la resistenza sismica. Parte 5: Fondazioni, strutture di contenimento ed aspetti geotecnici.



3. SOFTWARE UTILIZZATO

Nella presente relazione si fa uso del seguente codice di calcolo :

SAP2000, versione 16: Programma per l'analisi con elementi finiti di trave, di piastra e solidi, Computers and Structures, Inc. (CSI).

4. CARATTERIZZAZIONE SISMICA

La vita nominale dell'opera è stata assunta pari a 100 anni. Tale valore è indicato nel D.M. 2008 per opere infrastrutturali di importanza strategica.

TIPI DI COSTRUZIONE		Vita Nominale V_N (in anni)
1	Opere provvisorie – Opere provvisionali - Strutture in fase costruttiva ¹	≤ 10
2	Opere ordinarie, ponti, opere infrastrutturali e dighe di dimensioni contenute o di importanza normale	≥ 50
3	Grandi opere, ponti, opere infrastrutturali e dighe di grandi dimensioni o di importanza strategica	≥ 100

Tabella 1 – Vita nominale (D.M.2008 – Tabella 2.4.I)

Per il calcolo dell'azione sismica è necessario introdurre la vita di riferimento della struttura data dal prodotto tra la vita nominale e la classe d'uso. Quest'ultima tiene conto degli effetti dovuti ad un'interruzione di operatività o al collasso della costruzione e per l'opera in esame vale 2.0.

$$V_R = V_N \cdot C_U = 100 \text{ anni} \cdot 2 = 200 \text{ anni}$$

CLASSE D'USO	I	II	III	IV
COEFFICIENTE C_U	0,7	1,0	1,5	2,0

Tabella 2 – Coefficiente d'uso (D.M.2008 – Tabella 2.4.II)

Ai fini della valutazione dell'azione sismica è necessario stabilire la “pericolosità sismica” dell'area, cosa che la norma permette di fare una volta conosciute le coordinate geografiche del sito.

Cherasco ha le seguenti coordinate geografiche:

Latitudine: 44°42' N corrispondente a 44.70° N

Longitudine: 8°02' E corrispondente a 8.03° E

Nota inoltre la vita di riferimento della costruzione (definita al paragrafo 4) è possibile risalire alla pericolosità sismica dell'area per ogni stato limite desiderato tramite i seguenti parametri:

a_g accelerazione orizzontale massima sul suolo di riferimento;

F_0 fattore di amplificazione dello spettro delle accelerazioni;
 T_c^* periodo di inizio tratto a velocità costante dello spettro delle accelerazioni.

Nella tabella sotto si riportano tali parametri per lo Stato Limite di Danno e per lo Stato Limite di salvaguardia della Vita.

STATO LIMITE	T_R [ANNI]	a_g [g]	F_0 [-]	T_c^* [s]
SLD	201	0.038	2.663	0.253
SLV	1898	0.064	2.893	0.318

Per calcolare l'azione sismica è necessario classificare la tipologia di sottosuolo e la categoria topografica del sito.

Dai dati geotecnici a disposizione è possibile classificare il suolo in sito di classe C: Depositi di terreni a grana grossa mediamente addensati o terreni a grana fina mediamente consistenti con spessori superiori a 30 m, caratterizzati da un graduale miglioramento delle proprietà meccaniche con la profondità e da valori di $V_{s,30}$ compresi fra 180 m/s e 360 m/s (ovvero $15 < N_{SPT,30} < 50$ nei terreni a grana grossa e $70 < c_{u,30} < 250$ kPa nei terreni a grana fina). (D.M.08-Tabella 3.2.II).

La categoria topografica considerata è la T2 : Pendii con inclinazione media $i > 15^\circ$ (D.M.08-Tabella 3.2.IV).

Avendo a che fare con un'opera interrata la spinta sismica è stata valutata con la formulazione di Wood. Pertanto è stato necessario valutare il coefficiente sismico orizzontale.

SISMA SLV			
a_g	0.064	g	Accelerazione orizzontale del terreno
F_0	2.893	-	Valore massimo del fattore di amplif. dello spettro in acceler. orizz.
Cat. Suolo	C	-	Categoria del sottosuolo
Cat. Topogr.	T2	-	Coefficiente di amplificazione topografica
S_s	1.50	-	Coefficiente legato alla stratigrafia del suolo
S_T	1.20	-	Coefficiente legato alla topografia del sito
S	1.80	-	Coeff. che comprende effetto amplif. stratigr.(S_s) e amplif. topogr.(S_T)



Collegamento autostradale Asti – Cuneo – Tronco II Lotto 6
PROGETTO ESECUTIVO
Galleria Verduno – Relazione di calcolo galleria artificiale – Lato Cherasco

β_m	0.18	-	Coefficiente di riduzione dell'accelerazione massima attesa al sito
a_{max}	0.115	g	Accelerazione orizzontale massima attesa al sito
K_h	0.021	-	Coefficiente sismico orizzontale

SISMA SLD			
a_g	0.038	g	Accelerazione orizzontale del terreno
F_o	2.663	-	Valore massimo del fattore di amplif. dello spettro in acceler. orizz.
Cat. Suolo	C	-	Categoria del sottosuolo
Cat. Topogr.	T2	-	Coefficiente di amplificazione topografica
S_s	1.50	-	Coefficiente legato alla stratigrafia del suolo
S_T	1.20	-	Coefficiente legato alla topografia del sito
S	1.80	-	Coeff. che comprende effetto amplif. stratigr.(S_s) e amplif. topogr.(S_T)
β_m	0.18	-	Coefficiente di riduzione dell'accelerazione massima attesa al sito
a_{max}	0.068	g	Accelerazione orizzontale massima attesa al sito
k_h	0.012	-	Coefficiente sismico orizzontale

5. CARATTERIZZAZIONE GEOTECNICA

Dall'esame della documentazione a disposizione nell'area interessata dall'opera sono state individuate le seguenti successioni stratigrafiche:

- accumuli di frana costituiti da limi argillosi, limi sabbiosi ed argille limose (la cosiddetta "Unità 4")
- limi sabbiosi ed argille marnose ("Unità 5")
- corpi gessosi lidoidi con la presenza di limi argillosi e argille marnose con inclusi gessosi ("Unità 6").

Le caratteristiche meccaniche (resistenza al taglio e deformabilità) sono state assunte sulla base dei dati disponibili in tutti gli elaborati geologici, geotecnici e geomeccanici disponibili nella documentazione a disposizione.

In basso si riportano la stratigrafia media del sito e le proprietà meccaniche dei materiali.

da 0 m a –3 m: "Unità 4",

da – 3 m a – 15 m: "Unità 5",

oltre –15 m: "Unità 6".

		Unità 4	Unità 5	Unità 6
Peso di volume	<i>[kN/m³]</i>	20	19.5	20
Coesione	<i>[kPa]</i>	0	5	40
Angolo di attrito	<i>[°]</i>	30	27	24
Modulo di rigidezza in condizioni vergini	<i>[MPa]</i>	10	15	25
Modulo di rigidezza in condizioni di scarico – ricarico	<i>[MPa]</i>	15	22.5	27.5

Tabella 3 – Caratteristiche meccaniche terreno in sito

Infine si riportano le caratteristiche meccaniche del terreno che verrà utilizzato per ritombare la galleria artificiale:

		Terreno di ritombamento
Peso di volume	$[kN/m^3]$	20
Coesione	$[KPa]$	0
Angolo di attrito	$[^\circ]$	30
Modulo elastico	$[MPa]$	15
Modulo di Poisson		0.3

Tabella 4 – Caratteristiche meccaniche terreno di ritombamento

La rigidità delle molle è calcolata secondo le formulazioni seguenti:

1. Per superfici rettilinee (piedritto e muretta):

Formula di Bowles:

$$K = \frac{E_t}{B \cdot (1 - \nu^2) \cdot I_w} \quad [F/L^3]$$

dove:

E_t modulo elastico del terreno

ν coefficiente di Poisson

I_w coefficiente di forma

B semialtezza del piedritto o larghezza sollecitata della muretta

2. Per superfici curve (calotta e arco rovescio):

Formula di Galerkin:

$$K = \frac{E}{R_{eq} \cdot (1 + \nu)} \quad [F/L^3]$$

dove:

E modulo elastico del terreno

ν coefficiente di Poisson

R_{eq} raggio di curvatura equivalente del terreno

Risulta quindi:

Molle arco rovescio

Con $\nu = 0.3$ e $R_{eq} = 9 \text{ m}$, $E = 25 \text{ MPa}$ si ha:

$$K = \frac{E}{R_{eq} \cdot (1 + \nu)} \approx 2000 \text{ [kN/m}^3\text{]}$$

Molle piedritto

Con $\nu = 0.3$, $B = 9 \text{ m}$ altezza dei piedritti, $I_w = 1.7$, $\nu = 0.3$ e $E_t = 15 \text{ MPa}$

$$K = \frac{E_t}{B \cdot (1 - \nu^2) \cdot I_w} \approx 1000 \text{ [kN/m}^3\text{]}$$

Per tenere conto del contributo irrigidente della muretta, si considera ai fini del calcolo, sotto i piedritti una maggiore rigidità delle molle rispetto alle restanti dell'arco rovescio.

6. MATERIALI IMPIEGATI

Per la realizzazione della galleria artificiale si adopereranno i seguenti materiali:

CALCESTRUZZO PER RIVESTIMENTO DEFINITIVO:

R_{ck}	=	40	MPa	Valore caratteristico resistenza cubica
f_{ck}	=	33.2	MPa	Valore caratteristico resistenza cilindrica
ν	=	0.2		Coefficiente di Poisson
E_{cm}	=	33643	MPa	Modulo elastico
γ_c	=	1.5		Coefficiente parziale di sicurezza
f_{cd}	=	18.81	MPa	Resistenza di calcolo a compressione
f_{ctd}	=	1.45	MPa	Resistenza di calcolo a trazione
classe di esposizione:				XF3

CALCESTRUZZO PER SELLA DI APPOGGIO FRESA:

R_{ck}	=	45	MPa	Valore caratteristico resistenza cubica
f_{ck}	=	37.35	MPa	Valore caratteristico resistenza cilindrica
ν	=	0.2		Coefficiente di Poisson
E_{cm}	=	34625	MPa	Modulo elastico
γ_c	=	1.5		Coefficiente parziale di sicurezza
f_{cd}	=	21.17	MPa	Resistenza di calcolo a compressione
f_{ctd}	=	1.56	MPa	Resistenza di calcolo a trazione
classe di esposizione:				XA3

ACCIAIO PER BARRE DI ARMATURA:

classe acciaio:	B450C
tensione di snervamento f_{yk} :	450 N/mm ²
tensione di rottura f_{tk} :	540 N/mm ²
resistenza di progetto f_{yd} :	391.3 N/mm ²

7. MODELLO DI CALCOLO

La sezione presa in analisi è la sezione di massimo ricoprimento che si trova in corrispondenza dell'inizio della dima.

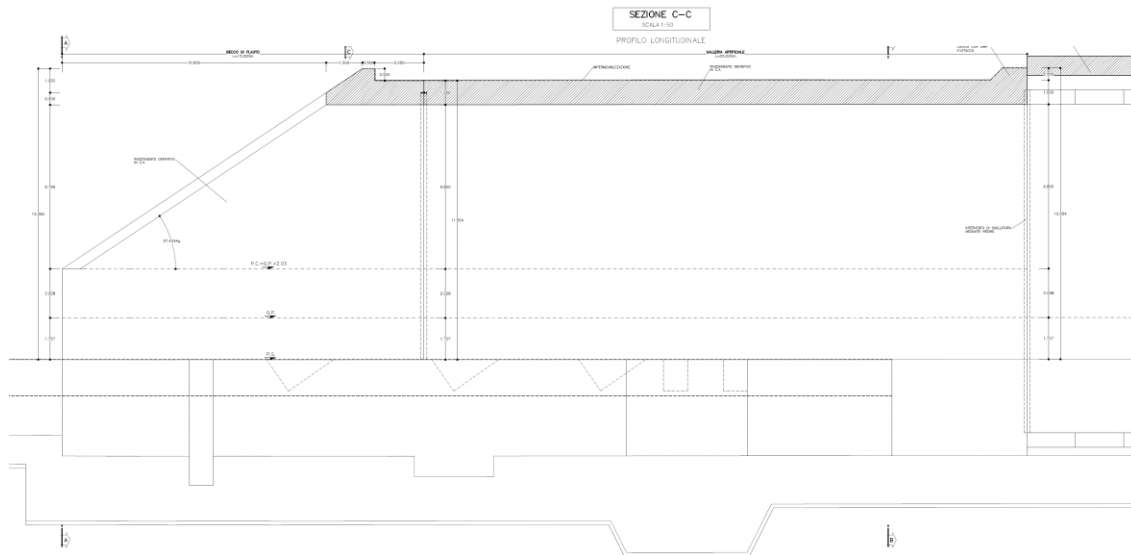


Figura 1:- Profilo longitudinale galleria artificiale

Le analisi sono state condotte considerando un modello bidimensionale avente lunghezza unitaria di (1m) fuori piano.

Nell'immagine a fianco viene presentata la carpenteria della sezione analizzata.

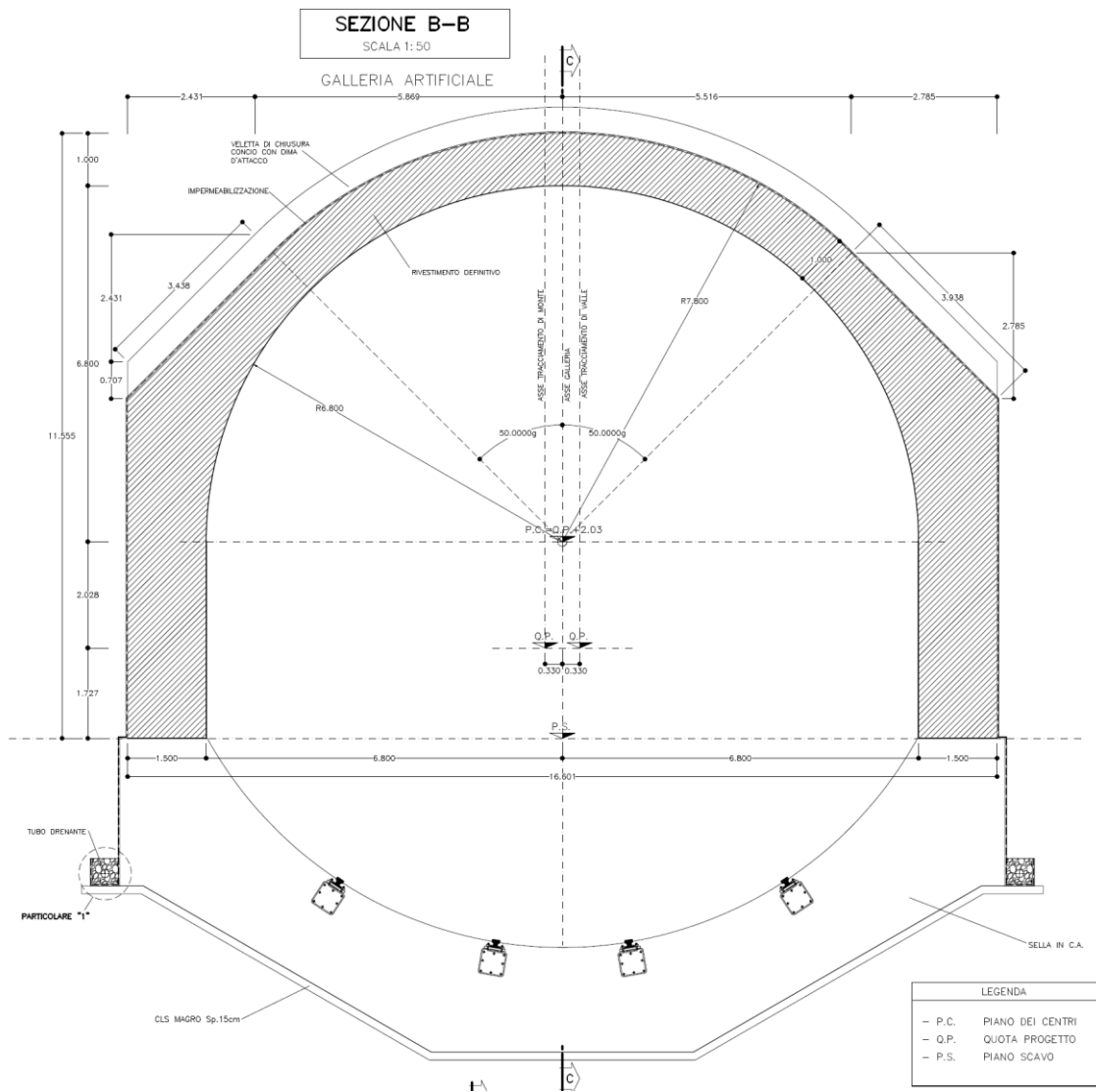


Figura 2:- Carpenteria sezione analizzata

7.1. MODELLO DI CALCOLO

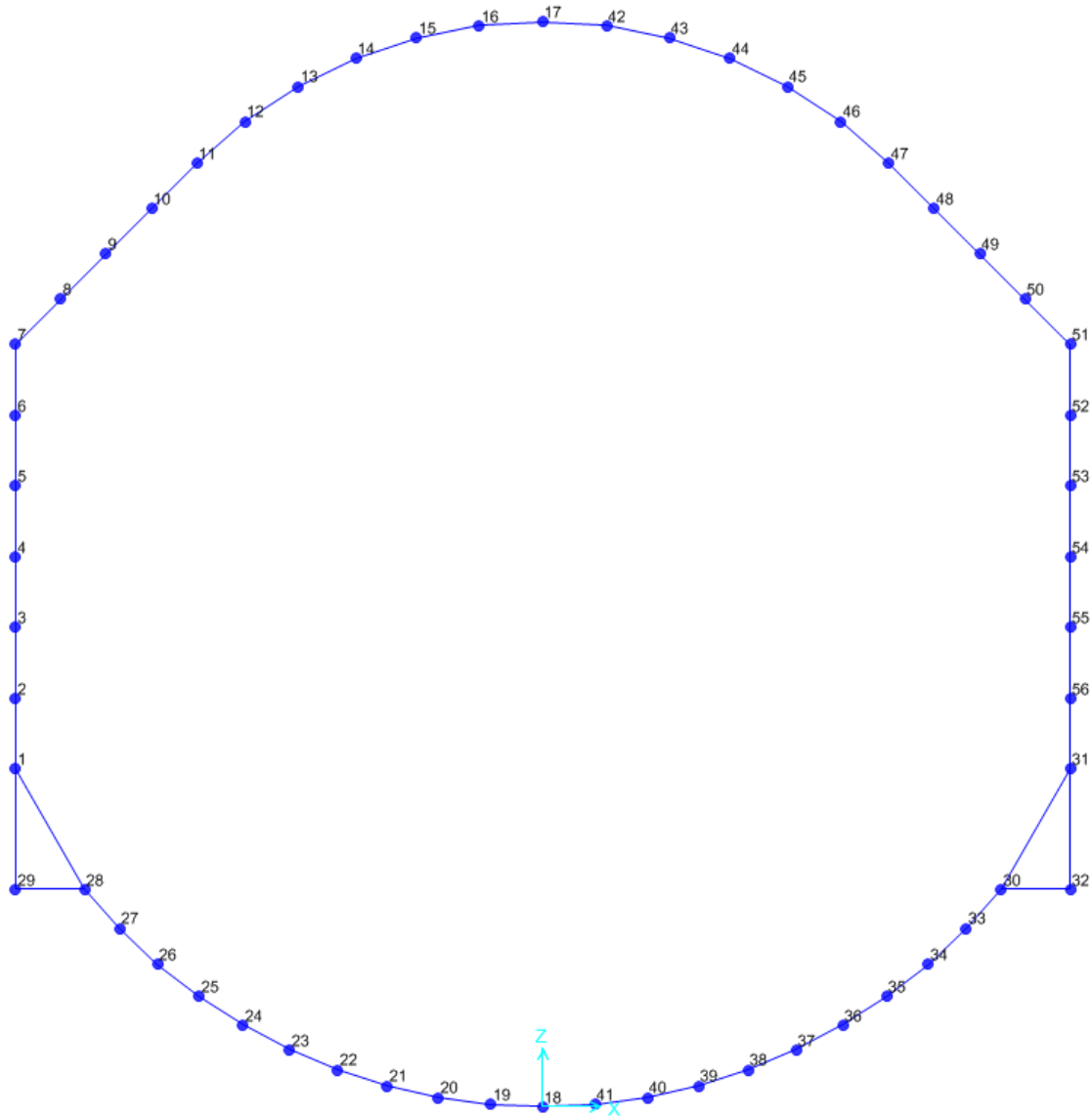


Figura 3: Modello di calcolo: numerazione nodi

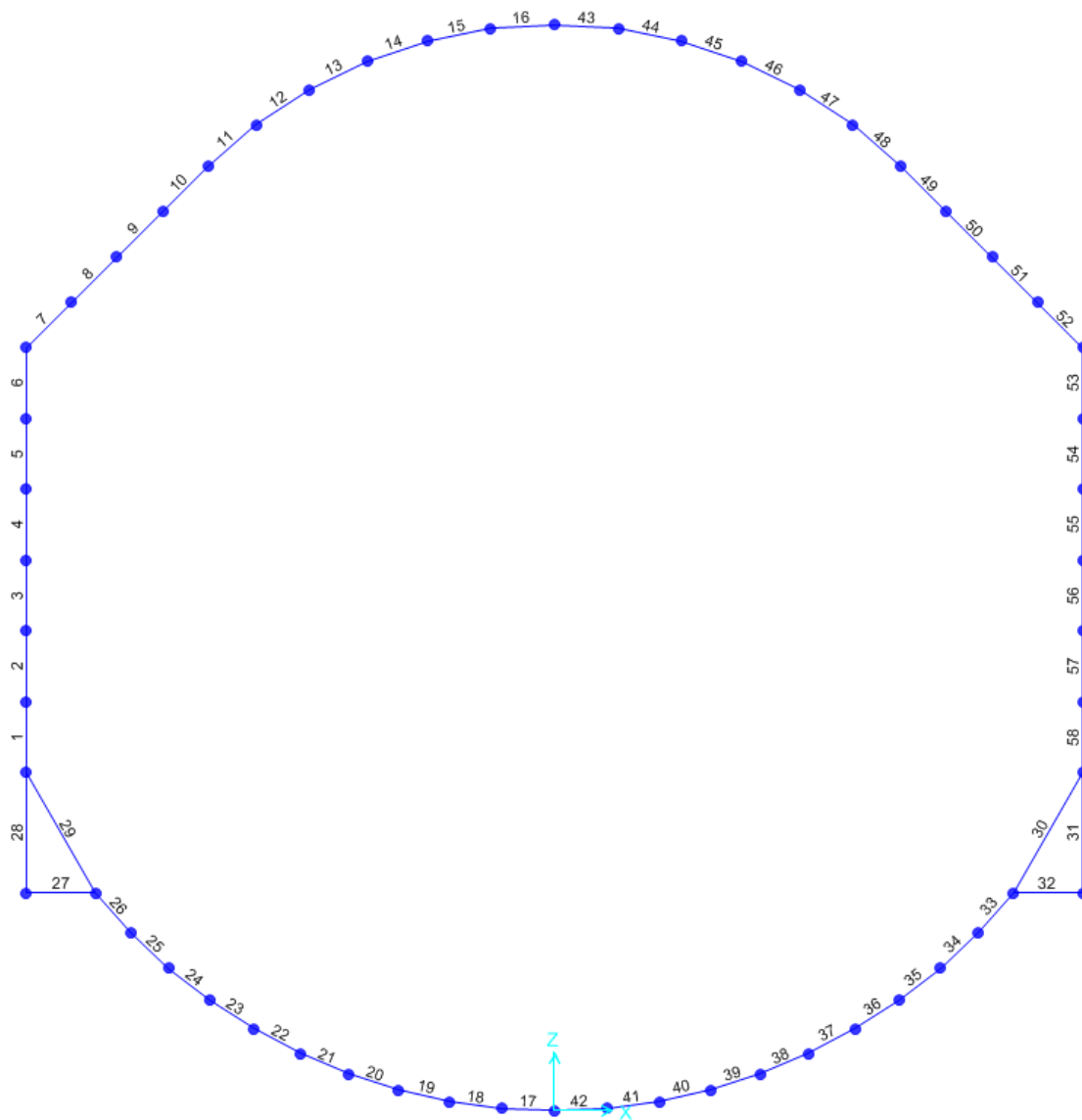


Figura 4: Modello di calcolo: numerazione elementi

7.2. ANALISI DEI CARICHI

Il livello della copertura analizzata è costante sopra la galleria artificiale, pertanto l'azione del sisma verrà considerata solo da sinistra verso destra.

7.2.1. Peso proprio

Il peso proprio è tenuto in conto automaticamente dal programma di calcolo, considerando un peso specifico del calcestruzzo armato pari a 25 kN/mc.

Tale condizione di carico è denominata “DEAD” all’interno del programma di calcolo.

7.2.2. Peso del terreno di ricoprimento

Il carico verticale dovuto alla presenza del terreno di ritombamento viene calcolato a partire dalla massima copertura in chiave calotta che è pari a 4 m.

$$P_v = \gamma_r \times h \times b$$

Con:

$$\gamma_r = 20 \text{ kN/m}^3 \quad \text{peso di volume del terreno di ritombamento}$$

$$h = 4 \text{ m} \quad \text{massima copertura in chiave calotta}$$

$$b = 1 \text{ m} \quad \text{larghezza sezione considerata}$$

Tale condizione di carico è denominata “Ricoprimento” all’interno del programma di calcolo.

7.2.3. Spinta orizzontale del terreno (coefficiente di spinta attiva)

La spinta attiva orizzontale del terreno variabile con la profondità è calcolata secondo la formula:

$$P_h = k_a \times \gamma_r \times z \times b$$

Con:

$$k_a = (1 - \sin \varphi) / (1 + \sin \varphi) = 0.333 \quad \text{coefficiente spinta attiva}$$

$$\gamma_r = 20 \text{ [kN/m}^3] \quad \text{peso di volume del terreno di ritombamento}$$

$$b = 1 \text{ [m]} \quad \text{larghezza sezione analizzata}$$

Tale condizione di carico è stata denominata “Spinta Ka SX” e “Spinta Ka DX” all’interno del programma di calcolo.

7.2.4. Spinta orizzontale del terreno (coefficiente di spinta a riposo)

La spinta a riposo orizzontale del terreno, variabile con la profondità è calcolata secondo la formula:

$$P_h = k_0 \times \gamma_r \times z \times b$$

Con:

$$k_a = (1 - \sin \varphi) = 0.5$$

coefficiente spinta attiva

$$\gamma_r = 20 \text{ [kN/m}^3\text{]}$$

ritombamento

peso di volume del terreno di

$$b = 1 \text{ [m]}$$

larghezza sezione analizzata

Tale condizione di carico è stata denominata “Spinta K0 SX” e “Spinta K0 DX” all’interno del programma di calcolo.

7.2.5. Pressioni idrostatiche

La sistemazione di ritombamento delle gallerie artificiali prevede la posa di tubi drenanti al piede in corrispondenza della base del piedritto delle gallerie. Pertanto, considerate anche le caratteristiche del materiale di ritombamento, è presumibile che non si instauri un livello di falda a ridosso delle gallerie. Si è comunque tenuto conto, in una specifica combinazione di carico, di una eventuale pressione idrostatica corrispondente ad un livello di falda posto a circa 8-10 m da piano campagna, ovvero in linea con le misurazioni ante-operam.

Tale condizione di carico è stata denominata “Falda” all’interno del programma di calcolo.

7.2.6. Sovraccarico accidentale

È stato considerato un sovraccarico superficiale pari a 10 kN/mq per l’eventuale presenza di mezzi di lavoro.

Esso è associato a un carico verticale e alle pressioni indotte nel terreno sulle strutture verticali con i coefficienti di spinta attiva e a riposo.

Tali condizioni di carico sono denominate:

“Q”

“Q Spinta Ka SX”, “Q Spinta Ka DX”

“Q Spinta K0 SX”, “Q Spinta K0 DX”

7.2.7. Azione sismica_SLV

Il carico sismico viene calcolato con riferimento alle linee guida dell’ordinanza del 20 marzo 2003 n. 3274 e viene calcolato con la seguente espressione:

$$\Delta P = (a_g / g) S \gamma_r H$$

Con:

a_g accelerazione massima di progetto attesa sul sito
(calcolata in precedenza) $a_{max} = 0.115 g$

$\gamma_r = 20 \text{ kN/m}^3$ peso di volume del terreno considerato

$H = 20.05 \text{ m}$ profondità della struttura interrata

$$\Delta P = (a_g / g) S \gamma_r H = 46.1 \text{ kN/m}$$

Ai fini del calcolo si considera 50 kN/m.

Tale condizione di carico viene denominata “WOOD SX SLV”, all’interno del programma di calcolo.

7.2.8. Forze d’inerzia in caso sismico_SLV

Le forze d’inerzia agenti sulla struttura in caso sismico sono determinate automaticamente dal programma di calcolo considerando un’accelerazione orizzontale massima pari a 0.115 g.

Tale condizione di carico è denominata “Inerzia_+X SLV” all’interno del programma di calcolo.

Le forze d’inerzia verticali sono valutate automaticamente dal programma di calcolo considerando un’accelerazione verticale pari a $0.115 g / 2 = 0.0575 g$.

Tale condizione di carico è denominata “Inerzia_+Z SLV” all’interno del programma di calcolo.

7.2.9. Azione sismica_SLD

Il carico sismico viene calcolato con riferimento alle linee guida dell'ordinanza del 20 marzo 2003 n. 3274 e viene calcolato con la seguente espressione:

$$\Delta P = (a_g / g) S \gamma_r H$$

Con:

a_g accelerazione massima di progetto attesa sul sito
(calcolata in precedenza) $a_{max} = 0.0.068 g$

$\gamma_r = 20 \text{ kN/m}^3$ peso di volume del terreno considerato

$H = 20.05 \text{ m}$ profondità della struttura interrata

$$\Delta P = (a_g / g) S \gamma_r H = 27.4 \text{ kN/m}$$

Ai fini del calcolo si considera 30 kN/m.

Tale condizione di carico viene denominata "WOOD SX SLD", all'interno del programma di calcolo.

7.2.10. Forze d'inerzia in caso sismico_SLD

Le forze d'inerzia agenti sulla struttura in caso sismico sono determinate automaticamente dal programma di calcolo considerando un'accelerazione orizzontale massima pari a 0.068 g.

Tale condizione di carico è denominata "Inerzia_+X SLD" all'interno del programma di calcolo.

Le forze d'inerzia verticali sono valutate automaticamente dal programma di calcolo considerando un'accelerazione verticale pari a $0.068 g / 2 = 0.034 g$.

Tale condizione di carico è denominata "Inerzia_+Z SLD" all'interno del programma di calcolo.



**Collegamento autostradale Asti – Cuneo – Tronco II Lotto 6
PROGETTO ESECUTIVO
Galleria Verduno – Relazione di calcolo galleria artificiale – Lato Cherasco**

8. COMBINAZIONI DI CARICO

Con riferimento alle condizioni di carico esplicitate in precedenza, si riportano le combinazioni di carico considerate nell'analisi.

8.1. SENZA FALDA

	SLU-1	SLU-2	SLU-3	SLU-4	SLU-5	SLU-6	SLU-7	SLU-8	SLU-9	SLU-10	SLU-11	SLU-12	SLU-13	SLU-14
DEAD	1.3	1.3	1.3	1.3	1.3	1.3	1.3	1.3	1.3	1.3	1.3	1.3	1.3	1.3
Spinta Ka DX	1.3	1.3	1.3	1.3	1.3	1.3	1.3	0	0	0	0	0	0	0
Spinta Ka SX	1.3	1.3	1.3	1.3	1.3	1.3	1.3	0	0	0	0	0	0	0
Spinta K0 DX	0	0	0	0	0	0	0	1.3	1.3	1.3	1.3	1.3	1.3	1.3
Spinta K0 SX	0	0	0	0	0	0	0	1.3	1.3	1.3	1.3	1.3	1.3	1.3
Ricoprimento	1.3	1.3	1.3	1.3	1.3	1.3	1.3	1.3	1.3	1.3	1.3	1.3	1.3	1.3
Q	0	1.5	1.5	1.5	1.5	0	0	0	1.5	1.5	1.5	1.5	0	0
Q Spinta Ka DX	0	1.5	1.5	0	0	1.5	0	0	0	0	0	0	0	0
Q Spinta Ka SX	0	1.5	0	1.5	0	0	1.5	0	0	0	0	0	0	0
Q Spinta K0 DX	0	0	0	0	0	0	0	0	1.5	1.5	0	0	1.5	0
Q Spinta K0 SX	0	0	0	0	0	0	0	0	1.5	0	1.5	0	0	1.5
WOOD SX SLV	0	0	0	0	0	0	0	0	0	0	0	0	0	0
Inerzia +X SLV	0	0	0	0	0	0	0	0	0	0	0	0	0	0
Inerzia +Z SLV	0	0	0	0	0	0	0	0	0	0	0	0	0	0
WOOD SX SLD	0	0	0	0	0	0	0	0	0	0	0	0	0	0
Inerzia +X SLD	0	0	0	0	0	0	0	0	0	0	0	0	0	0
Inerzia +Z SLD	0	0	0	0	0	0	0	0	0	0	0	0	0	0

	RARA-1	RARA-2	RARA-3	RARA-4	RARA-5	RARA-6	RARA-7	RARA-8	RARA-9	RARA-10	RARA-11	RARA-12	RARA-13	RARA-14
DEAD	1	1	1	1	1	1	1	1	1	1	1	1	1	1
Spinta Ka DX	1	1	1	1	1	1	1	0	0	0	0	0	0	0
Spinta Ka SX	1	1	1	1	1	1	1	0	0	0	0	0	0	0
Spinta K0 DX	0	0	0	0	0	0	0	1	1	1	1	1	1	1
Spinta K0 SX	0	0	0	0	0	0	0	1	1	1	1	1	1	1
Ricoprimento	1	1	1	1	1	1	1	1	1	1	1	1	1	1
Q	0	0.75	0.75	0.75	0.75	0	0	0	0.75	0.75	0.75	0.75	0	0
Q Spinta Ka DX	0	0.75	0.75	0	0	0.75	0	0	0	0	0	0	0	0
Q Spinta Ka SX	0	0.75	0	0.75	0	0	0.75	0	0	0	0	0	0	0
Q Spinta K0 DX	0	0	0	0	0	0	0	0	0.75	0.75	0	0	0.75	0
Q Spinta K0 SX	0	0	0	0	0	0	0	0	0.75	0	0.75	0	0	0.75
WOOD SX SLV	0	0	0	0	0	0	0	0	0	0	0	0	0	0
Inerzia +X SLV	0	0	0	0	0	0	0	0	0	0	0	0	0	0
Inerzia +Z SLV	0	0	0	0	0	0	0	0	0	0	0	0	0	0
WOOD SX SLD	0	0	0	0	0	0	0	0	0	0	0	0	0	0
Inerzia +X SLD	0	0	0	0	0	0	0	0	0	0	0	0	0	0
Inerzia +Z SLD	0	0	0	0	0	0	0	0	0	0	0	0	0	0

	FREQ-1	FREQ-2	FREQ-3	FREQ-4	FREQ-5	FREQ-6	FREQ-7	FREQ-8	FREQ-9	FREQ-10	FREQ-11	FREQ-12	FREQ-13	FREQ-14
DEAD	1	1	1	1	1	1	1	1	1	1	1	1	1	1
Spinta Ka DX	1	1	1	1	1	1	1	0	0	0	0	0	0	0
Spinta Ka SX	1	1	1	1	1	1	1	0	0	0	0	0	0	0
Spinta K0 DX	0	0	0	0	0	0	0	1	1	1	1	1	1	1
Spinta K0 SX	0	0	0	0	0	0	0	1	1	1	1	1	1	1
Ricoprimento	1	1	1	1	1	1	1	1	1	1	1	1	1	1
Q	0	0.75	0.75	0.75	0.75	0	0	0	0.75	0.75	0.75	0.75	0	0
Q Spinta Ka DX	0	0.75	0.75	0	0	0.75	0	0	0	0	0	0	0	0
Q Spinta Ka SX	0	0.75	0	0.75	0	0	0.75	0	0	0	0	0	0	0
Q Spinta K0 DX	0	0	0	0	0	0	0	0	0.75	0.75	0	0	0.75	0
Q Spinta K0 SX	0	0	0	0	0	0	0	0	0.75	0	0.75	0	0	0.75
WOOD SX SLV	0	0	0	0	0	0	0	0	0	0	0	0	0	0
Inerzia +X SLV	0	0	0	0	0	0	0	0	0	0	0	0	0	0
Inerzia +Z SLV	0	0	0	0	0	0	0	0	0	0	0	0	0	0
WOOD SX SLD	0	0	0	0	0	0	0	0	0	0	0	0	0	0
Inerzia +X SLD	0	0	0	0	0	0	0	0	0	0	0	0	0	0
Inerzia +Z SLD	0	0	0	0	0	0	0	0	0	0	0	0	0	0

	QP-1	QP-2	SISMA SLV-1	SISMA SLV-2	SISMA SLV-3	SISMA SLV-4	SISMA SLD-1	SISMA SLD-2	SISMA SLD-3	SISMA SLD-4
DEAD	1	1	1	1	1	1	1	1	1	1
Spinta Ka DX	1	0	1	1	0	0	1	1	0	1
Spinta Ka SX	1	0	1	1	0	0	1	1	0	1
Spinta K0 DX	0	1	0	0	1	1	0	0	1	0
Spinta K0 SX	0	1	0	0	1	1	0	0	1	0
Ricoprimento	1	1	1	1	1	1	1	1	1	1
Q	0	0	0	0	0	0	0	0	0	0
Q Spinta Ka DX	0	0	0	0	0	0	0	0	0	0
Q Spinta Ka SX	0	0	0	0	0	0	0	0	0	0
Q Spinta K0 DX	0	0	0	0	0	0	0	0	0	0
Q Spinta K0 SX	0	0	0	0	0	0	0	0	0	0
WOOD SX SLV	0	0	1	1	1	1	0	0	0	0
Inerzia +X SLV	0	0	1	1	1	1	0	0	0	0
Inerzia +Z SLV	0	0	1	-1	1	-1	0	0	0	0
WOOD SX SLD	0	0	0	0	0	0	1	1	1	1
Inerzia +X SLD	0	0	0	0	0	0	1	1	1	1
Inerzia +Z SLD	0	0	0	0	0	0	1	-1	1	-1



**Collegamento autostradale Asti – Cuneo – Tronco II Lotto 6
 PROGETTO ESECUTIVO
 Galleria Verduno – Relazione di calcolo galleria artificiale – Lato Cherasco**

8.2. CON FALDA

	SLU-1	SLU-2	SLU-3	SLU-4	SLU-5	SLU-6	SLU-7	SLU-8	SLU-9	SLU-10	SLU-11	SLU-12	SLU-13	SLU-14
DEAD	1.3	1.3	1.3	1.3	1.3	1.3	1.3	1.3	1.3	1.3	1.3	1.3	1.3	1.3
Falda	1.3	1.3	1.3	1.3	1.3	1.3	1.3	1.3	1.3	1.3	1.3	1.3	1.3	1.3
Spinta Ka DX	1.3	1.3	1.3	1.3	1.3	1.3	1.3	0	0	0	0	0	0	0
Spinta Ka SX	1.3	1.3	1.3	1.3	1.3	1.3	1.3	0	0	0	0	0	0	0
Spinta K0 DX	0	0	0	0	0	0	0	1.3	1.3	1.3	1.3	1.3	1.3	1.3
Spinta K0 SX	0	0	0	0	0	0	0	1.3	1.3	1.3	1.3	1.3	1.3	1.3
Ricoprimento	1.3	1.3	1.3	1.3	1.3	1.3	1.3	1.3	1.3	1.3	1.3	1.3	1.3	1.3
Q	0	1.5	1.5	1.5	1.5	0	0	0	1.5	1.5	1.5	1.5	0	0
Q Spinta Ka DX	0	1.5	1.5	0	0	1.5	0	0	0	0	0	0	0	0
Q Spinta Ka SX	0	1.5	0	1.5	0	0	1.5	0	0	0	0	0	0	0
Q Spinta K0 DX	0	0	0	0	0	0	0	0	1.5	1.5	0	0	1.5	0
Q Spinta K0 SX	0	0	0	0	0	0	0	0	1.5	0	1.5	0	0	1.5
WOOD SX SLV	0	0	0	0	0	0	0	0	0	0	0	0	0	0
Inerzia +X SLV	0	0	0	0	0	0	0	0	0	0	0	0	0	0
Inerzia +Z SLV	0	0	0	0	0	0	0	0	0	0	0	0	0	0
WOOD SX SLD	0	0	0	0	0	0	0	0	0	0	0	0	0	0
Inerzia +X SLD	0	0	0	0	0	0	0	0	0	0	0	0	0	0
Inerzia +Z SLD	0	0	0	0	0	0	0	0	0	0	0	0	0	0

	RARA-1	RARA-2	RARA-3	RARA-4	RARA-5	RARA-6	RARA-7	RARA-8	RARA-9	RARA-10	RARA-11	RARA-12	RARA-13	RARA-14
DEAD	1	1	1	1	1	1	1	1	1	1	1	1	1	1
Falda	1	1	1	1	1	1	1	1	1	1	1	1	1	1
Spinta Ka DX	1	1	1	1	1	1	1	0	0	0	0	0	0	0
Spinta Ka SX	1	1	1	1	1	1	1	0	0	0	0	0	0	0
Spinta K0 DX	0	0	0	0	0	0	0	1	1	1	1	1	1	1
Spinta K0 SX	0	0	0	0	0	0	0	1	1	1	1	1	1	1
Ricoprimento	1	1	1	1	1	1	1	1	1	1	1	1	1	1
Q	0	0.75	0.75	0.75	0.75	0	0	0	0.75	0.75	0.75	0.75	0	0
Q Spinta Ka DX	0	0.75	0.75	0	0	0.75	0	0	0	0	0	0	0	0
Q Spinta Ka SX	0	0.75	0	0.75	0	0	0.75	0	0	0	0	0	0	0
Q Spinta K0 DX	0	0	0	0	0	0	0	0	0.75	0.75	0	0	0.75	0
Q Spinta K0 SX	0	0	0	0	0	0	0	0	0.75	0	0.75	0	0	0.75
WOOD SX SLV	0	0	0	0	0	0	0	0	0	0	0	0	0	0
Inerzia +X SLV	0	0	0	0	0	0	0	0	0	0	0	0	0	0
Inerzia +Z SLV	0	0	0	0	0	0	0	0	0	0	0	0	0	0
WOOD SX SLD	0	0	0	0	0	0	0	0	0	0	0	0	0	0
Inerzia +X SLD	0	0	0	0	0	0	0	0	0	0	0	0	0	0
Inerzia +Z SLD	0	0	0	0	0	0	0	0	0	0	0	0	0	0

	FREQ-1	FREQ-2	FREQ-3	FREQ-4	FREQ-5	FREQ-6	FREQ-7	FREQ-8	FREQ-9	FREQ-10	FREQ-11	FREQ-12	FREQ-13	FREQ-14
DEAD	1	1	1	1	1	1	1	1	1	1	1	1	1	1
Falda	1	1	1	1	1	1	1	1	1	1	1	1	1	1
Spinta Ka DX	1	1	1	1	1	1	1	0	0	0	0	0	0	0
Spinta Ka SX	1	1	1	1	1	1	1	0	0	0	0	0	0	0
Spinta K0 DX	0	0	0	0	0	0	0	1	1	1	1	1	1	1
Spinta K0 SX	0	0	0	0	0	0	0	1	1	1	1	1	1	1
Ricoprimento	1	1	1	1	1	1	1	1	1	1	1	1	1	1
Q	0	0.75	0.75	0.75	0.75	0	0	0	0.75	0.75	0.75	0.75	0	0
Q Spinta Ka DX	0	0.75	0.75	0	0	0.75	0	0	0	0	0	0	0	0
Q Spinta Ka SX	0	0.75	0	0.75	0	0	0.75	0	0	0	0	0	0	0
Q Spinta K0 DX	0	0	0	0	0	0	0	0	0.75	0.75	0	0	0.75	0
Q Spinta K0 SX	0	0	0	0	0	0	0	0	0.75	0	0.75	0	0	0.75
WOOD SX SLV	0	0	0	0	0	0	0	0	0	0	0	0	0	0
Inerzia +X SLV	0	0	0	0	0	0	0	0	0	0	0	0	0	0
Inerzia +Z SLV	0	0	0	0	0	0	0	0	0	0	0	0	0	0
WOOD SX SLD	0	0	0	0	0	0	0	0	0	0	0	0	0	0
Inerzia +X SLD	0	0	0	0	0	0	0	0	0	0	0	0	0	0
Inerzia +Z SLD	0	0	0	0	0	0	0	0	0	0	0	0	0	0

	QP-1	QP-2	SISMA SLV-1	SISMA SLV-2	SISMA SLV-3	SISMA SLV-4	SISMA SLD-1	SISMA SLD-2	SISMA SLD-3	SISMA SLD-4
DEAD	1	1	1	1	1	1	1	1	1	1
Falda	1	1	1	1	1	1	1	1	1	1
Spinta Ka DX	1	0	1	1	0	0	1	1	0	1
Spinta Ka SX	1	0	1	1	0	0	1	1	0	1
Spinta K0 DX	0	1	0	0	1	1	0	0	1	0
Spinta K0 SX	0	1	0	0	1	1	0	0	1	0
Ricoprimento	1	1	1	1	1	1	1	1	1	1
Q	0	0	0	0	0	0	0	0	0	0
Q Spinta Ka DX	0	0	0	0	0	0	0	0	0	0
Q Spinta Ka SX	0	0	0	0	0	0	0	0	0	0
Q Spinta K0 DX	0	0	0	0	0	0	0	0	0	0
Q Spinta K0 SX	0	0	0	0	0	0	0	0	0	0
WOOD SX SLV	0	0	1	1	1	1	0	0	0	0
Inerzia +X SLV	0	0	1	1	1	1	0	0	0	0
Inerzia +Z SLV	0	0	1	-1	1	-1	0	0	0	0
WOOD SX SLD	0	0	0	0	0	0	1	1	1	1
Inerzia +X SLD	0	0	0	0	0	0	1	1	1	1
Inerzia +Z SLD	0	0	0	0	0	0	1	-1	1	-1

9. CRITERI DI VERIFICA

I criteri di verifica adottati per il calcolo delle armature sono quelli presenti nella normativa italiana D.M.08 al capitolo 4, per le sezioni in cemento armato inflesse e presso inflesse, sia per lo Stato Limite Ultimo che per lo Stato Limite di Esercizio. Nel seguito si passeranno in rassegna tutti i criteri adottati.

9.1. VERIFICHE AGLI STATI LIMITE ULTIMI

9.1.1. Resistenza a sforzo normale e flessione

Per la valutazione della resistenza ultima delle sezioni di elementi monodimensionali si adottano le seguenti ipotesi:

- Conservazione delle sezioni piane;
- Perfetta aderenza tra acciaio e calcestruzzo;
- Resistenza a trazione del calcestruzzo nulla;
- Rottura del calcestruzzo determinata dal raggiungimento della sua capacità deformativa ultima a compressione;
- Rottura dell'armatura tesa determinata dal raggiungimento della sua capacità deformativa ultima.

Si assumeranno come diagrammi tensione-deformazione i diagrammi parabola-rettangolo e elastico perfettamente plastico rispettivamente per calcestruzzo e acciaio.

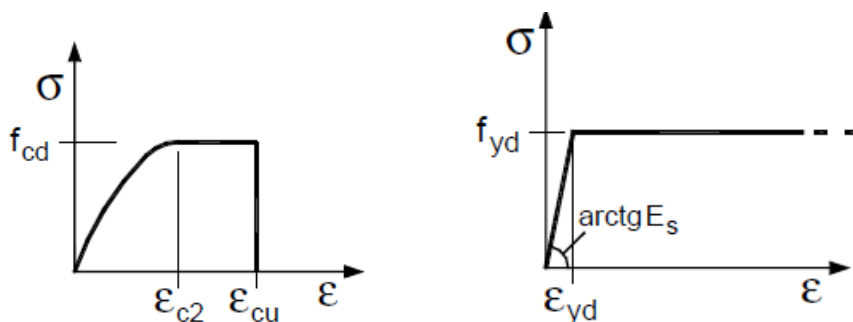


Figura 5: Diagrammi σ - ε adottati (D.M.2008-Figure 4.1.1 e 4.1.2)

Per la classe di calcestruzzo adoperata i valori di deformazione ε_{c2} ed ε_{cu} valgono rispettivamente 0.2% e 0.35%.

Definite le ipotesi di base e i diagrammi tensione-deformazione dei materiali è possibile illustrare l'analisi della sezione.

Con riferimento alla sezione pressoinflessa in figura, la verifica di resistenza si conduce controllando che:

$$M_{Rd} = M_{Rd}(N_{Ed}) \geq M_{Ed}$$

Dove:

M_{Rd} è il valore di calcolo del momento resistente corrispondente a N_{Ed} ;

N_{Ed} è il valore di calcolo della componente assiale dell'azione;

M_{Ed} è il valore di calcolo della componente flettente dell'azione.

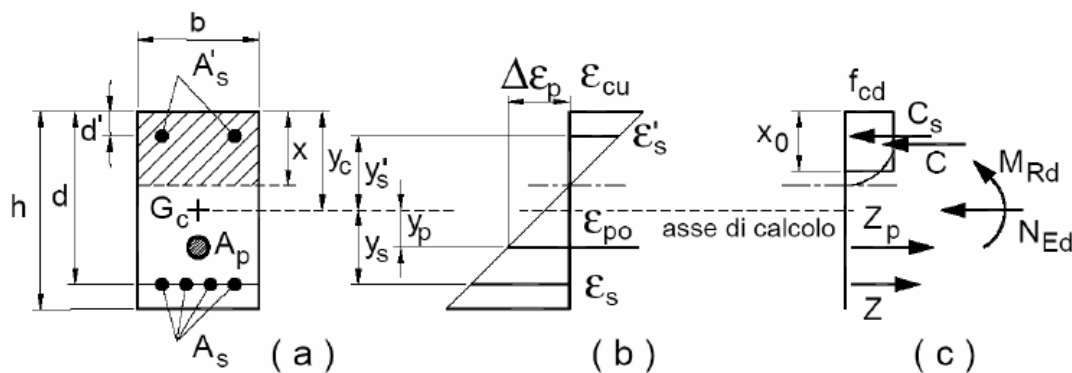


Figura 6: Sezione pressoinflessa (D.M.2008-Figura 4.1.3)

9.1.2. Resistenza nei confronti delle sollecitazioni taglianti

La resistenza a taglio V_{Rd} degli elementi strutturali dotati di specifica armatura a taglio è valutata sulla base di una adeguata schematizzazione a traliccio. Gli elementi resistenti dell'ideale traliccio sono: le armature trasversali, le armature longitudinali, il corrente compresso di calcestruzzo e i puntoni d'anima inclinati. L'inclinazione θ di questi ultimi rispetto all'asse della trave rispetta i limiti seguenti:

$$1 \leq \text{ctg } \theta \leq 2.5$$

La verifica di resistenza si pone:

$$V_{Rd} \geq V_{Ed}$$

Dove V_{Ed} è il valore di calcolo dello sforzo di taglio agente.

La resistenza di calcolo a “taglio trazione” si calcola con:

$$V_{Rsd} = 0,9 \cdot d \cdot \frac{A_{sw}}{s} \cdot f_{yd} \cdot (\operatorname{ctg}\alpha + \operatorname{ctg}\theta) \cdot \sin \alpha$$

Con riferimento al calcestruzzo d’anima, la resistenza di calcolo a “taglio compressione” si calcola con:

$$V_{Rcd} = 0,9 \cdot d \cdot b_w \cdot \alpha_c \cdot f'_{cd} \cdot (\operatorname{ctg}\alpha + \operatorname{ctg}\theta) / (1 + \operatorname{ctg}^2\theta)$$

La resistenza al taglio dell’elemento è la minore delle due appena definite.

$$V_{Rd} = \min (V_{Rsd}, V_{Rcd})$$

dove: d indica l’altezza utile della sezione, b_w lo spessore dell’anima della sezione, A_{sw} l’area dell’armatura trasversale, s l’interasse tra le armature trasversali, α l’angolo di inclinazione dell’armatura trasversale rispetto all’asse dell’elemento, f'_{cd} la resistenza ridotta del calcestruzzo d’anima ($f'_{cd} = 0.5f_{cd}$), α_c coefficiente maggiorativo che può assumere i seguenti valori:

$\alpha_c = 1.0$ per membrature non compresse

$\alpha_c = 1 + \sigma_{cp}/f_{cd}$ per $0 \leq \sigma_{cp} \leq 0.25f_{cd}$

$\alpha_c = 1.25$ per $0.25 f_{cd} \leq \sigma_{cp} \leq 0.5f_{cd}$

$\alpha_c = 2.5(1 - \sigma_{cp}/f_{cd})$ per $0.5 f_{cd} \leq \sigma_{cp} \leq f_{cd}$

9.2. VERIFICHE AGLI STATI LIMITE DI ESERCIZIO

9.2.1. Verifica di fessurazione

La verifica di fessurazione è stata condotta nei confronti dello stato limite di apertura delle fessure, per il quale, fissata la combinazione di azioni, il valore limite di apertura delle fessure è pari ad uno dei seguenti valori nominali:

$w_1 = 0.2 \text{ mm}$

$w_2 = 0.3 \text{ mm}$

$w_3 = 0.4 \text{ mm}$

La norma prescrive di considerare le combinazioni di carico frequente e quasi permanente mentre il limite sull’ampiezza della fessura dipende dalle condizioni ambientali.

CONDIZIONI AMBIENTALI	CLASSE DI ESPOSIZIONE
Ordinarie	X0, XC1, XC2, XC3, XF1
Aggressive	XC4, XD1, XS1, XA1, XA2, XF2, XF3
Molto aggressive	XD2, XD3, XS2, XS3, XA3, XF4

Tabella 5 – Condizioni ambientali (D.M.2008-Tabella 4.1.III)

Le classe di esposizione nel caso in esame sono la XF3 e la XA3 pertanto si hanno condizioni ambientali aggressive e molto aggressive.

Per tali condizioni i limiti di ampiezza delle fessure sono riportati nella tabella sotto riportata per il caso di armature poco sensibili alla corrosione.

Gruppi di esigenze	Condizioni ambientali	Combinazione di azioni	Armatura			
			Sensibile		Poco sensibile	
			Stato limite	w_d	Stato limite	w_d
a	Ordinarie	frequente	ap. fessure	$\leq w_2$	ap. fessure	$\leq w_3$
		quasi permanente	ap. fessure	$\leq w_1$	ap. fessure	$\leq w_3$
b	Aggressive	frequente	ap. fessure	$\leq w_1$	ap. fessure	$\leq w_2$
		quasi permanente	decompressione	-	ap. fessure	$\leq w_1$
c	Molto aggressive	frequente	formazione fessure	-	ap. fessure	$\leq w_1$
		quasi permanente	decompressione	-	ap. fessure	$\leq w_1$

Tabella 6 – Limiti sull'ampiezza di apertura delle fessure (D.M.2008-Tabella 4.1.IV)

9.2.2. Verifica delle tensioni in esercizio

La massima tensione di compressione del calcestruzzo σ deve rispettare le limitazioni seguenti:

$$\sigma_c < 0.60f_{ck} \text{ per combinazione caratteristica (rara)}$$

$$\sigma_c < 0.45f_{ck} \text{ per combinazione quasi permanente}$$

Per l'acciaio invece vale la limitazione sotto riportata per la combinazione di carico rara:

$$\sigma_s < 0.80f_{yk} \text{ per combinazione caratteristica (rara).}$$

10. RISULTATI DELLE ANALISI

Si riportano nel seguito i valori delle azioni interne per l'involuppo delle combinazioni di carico definite in precedenza. I valori delle forze sono in kN mentre le lunghezze in m.

10.1. SENZA FALDA

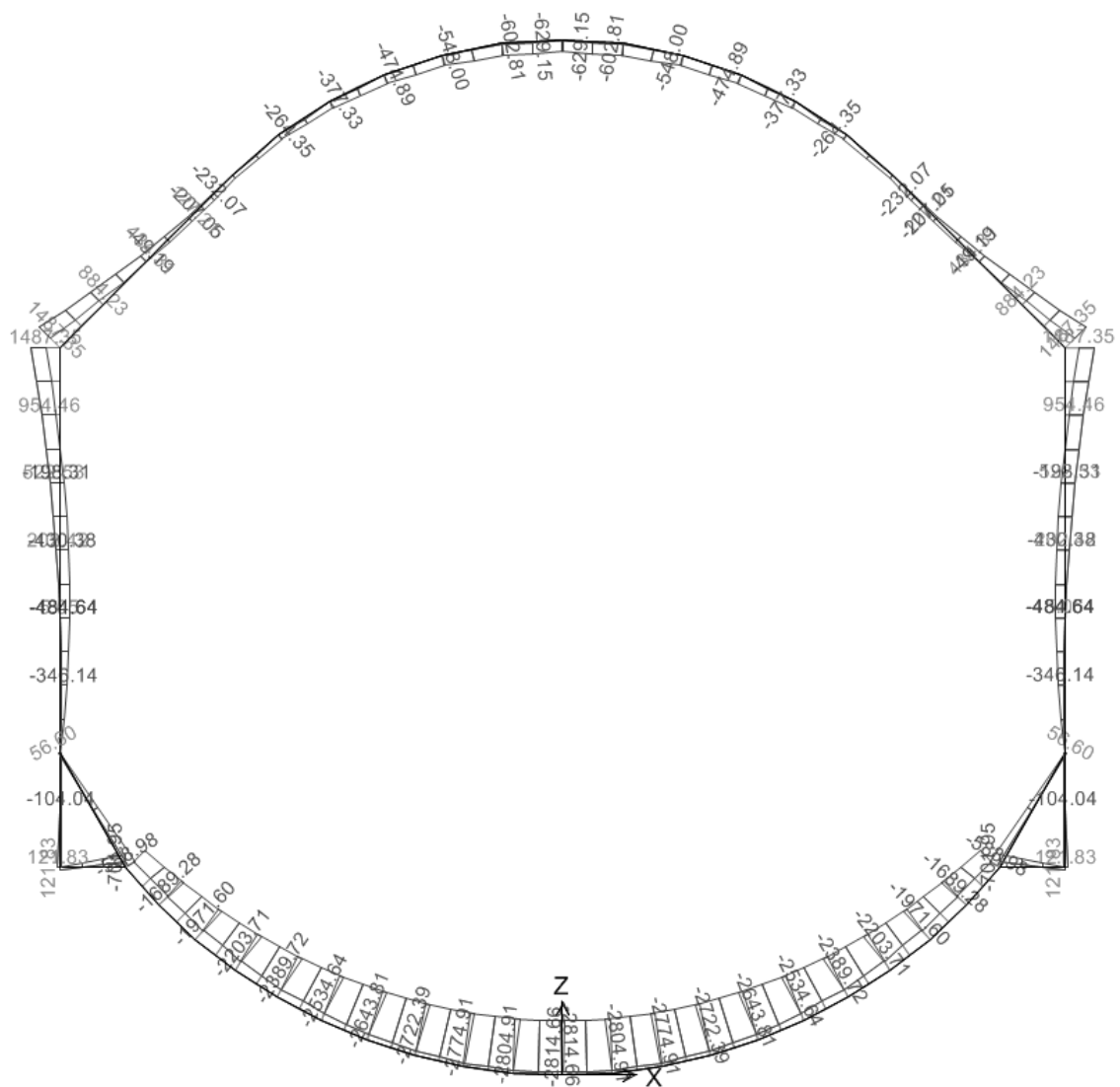


Figura 7: Momento flettente – Involuppo SLU

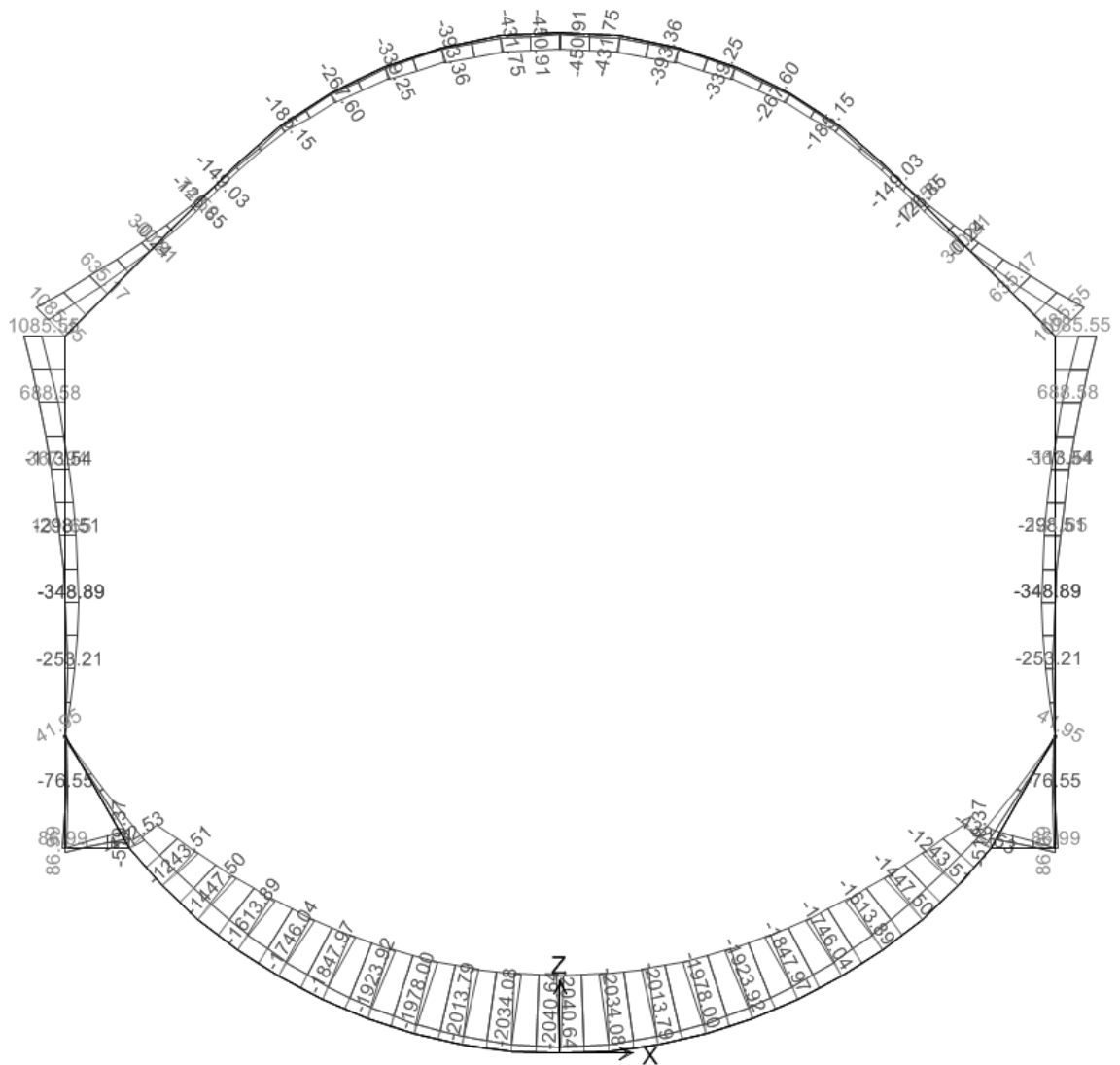


Figura 8: Momento flettente – Involuppo RARA

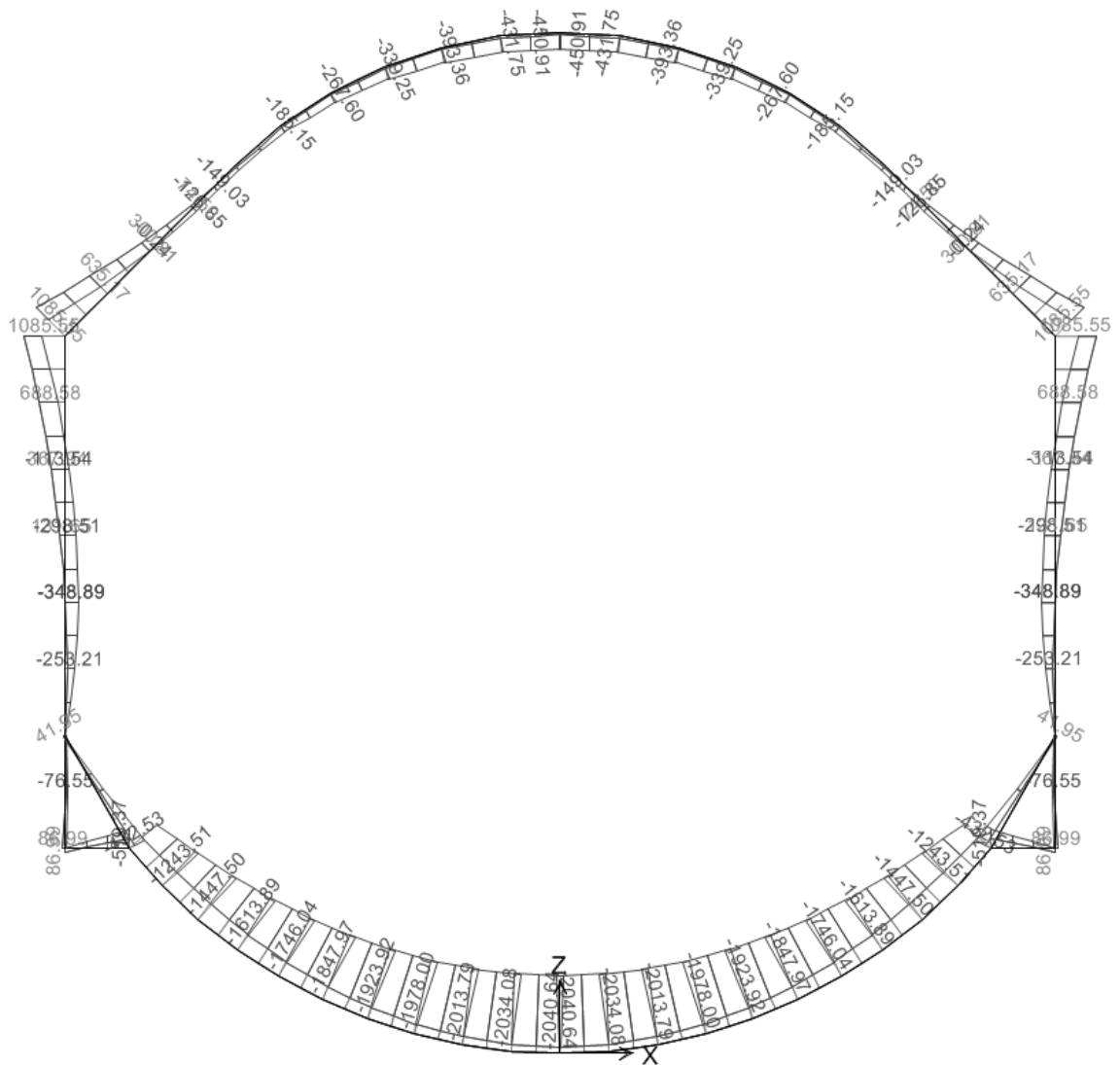


Figura 9: Momento flettente – Inviluppo FREQUENTE

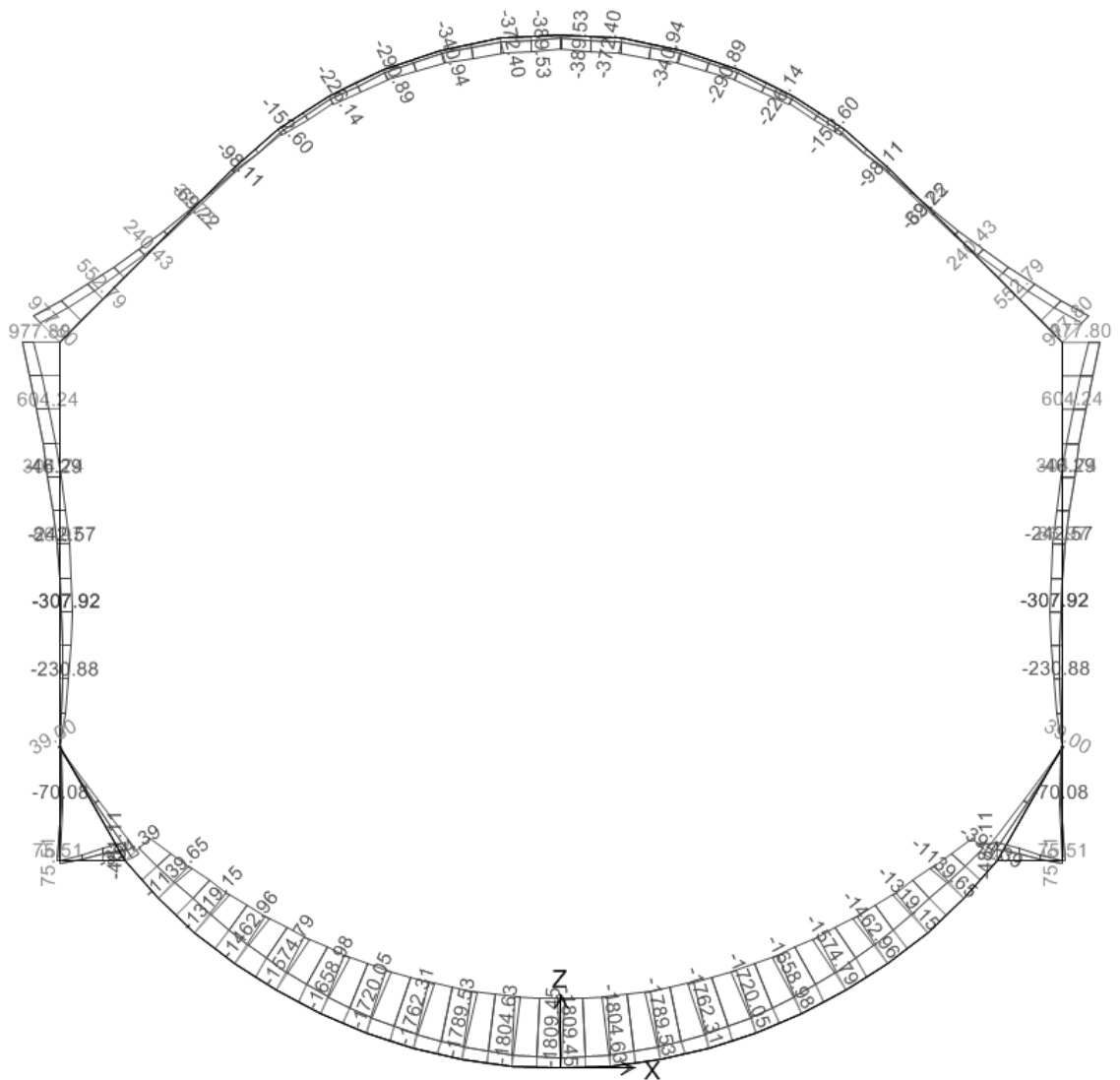


Figura 10: Momento flettente – Inviluppo QUASI PERMANENTE

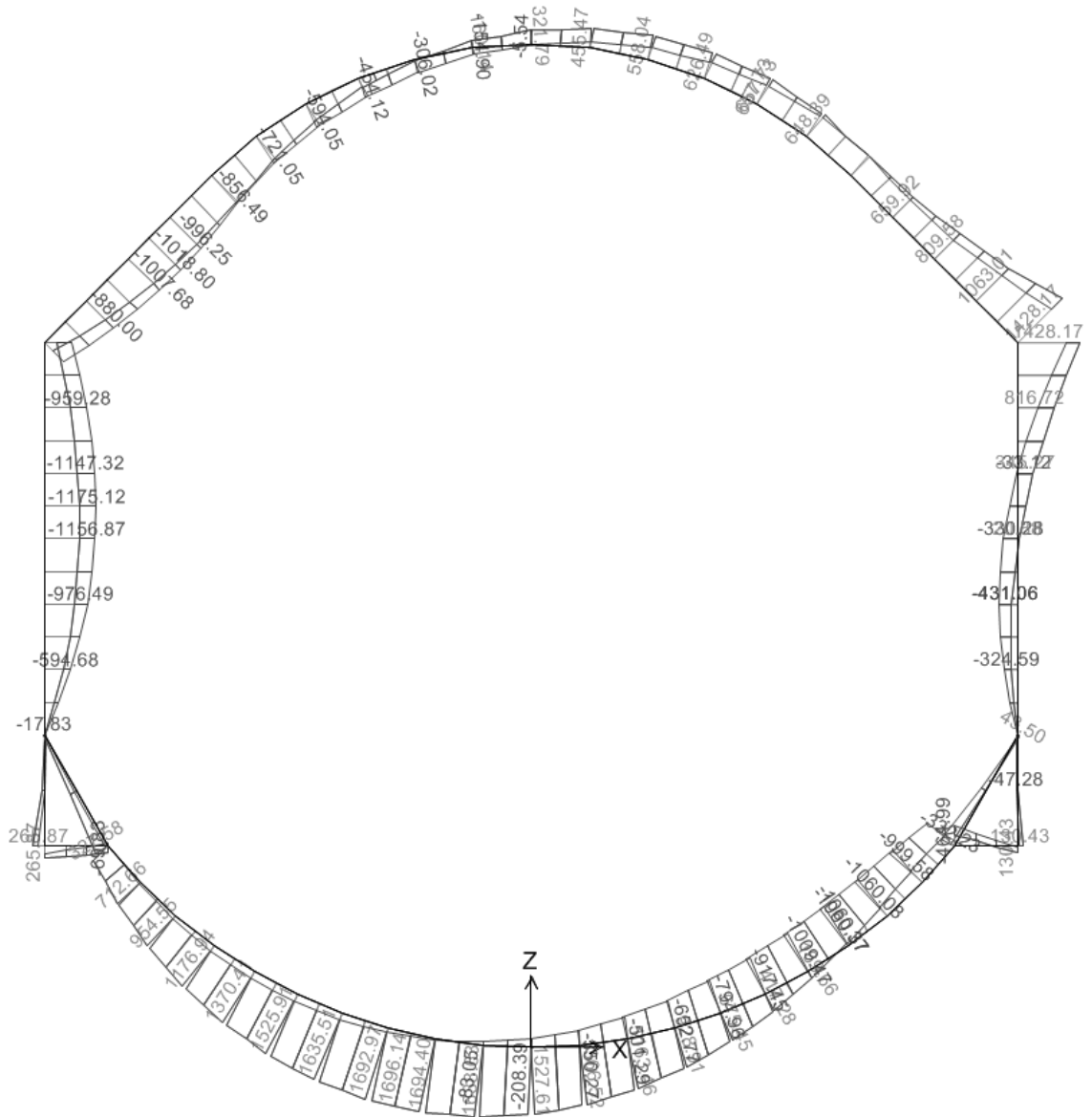


Figura 11: Momento flettente – Involuppo SISMA SLV

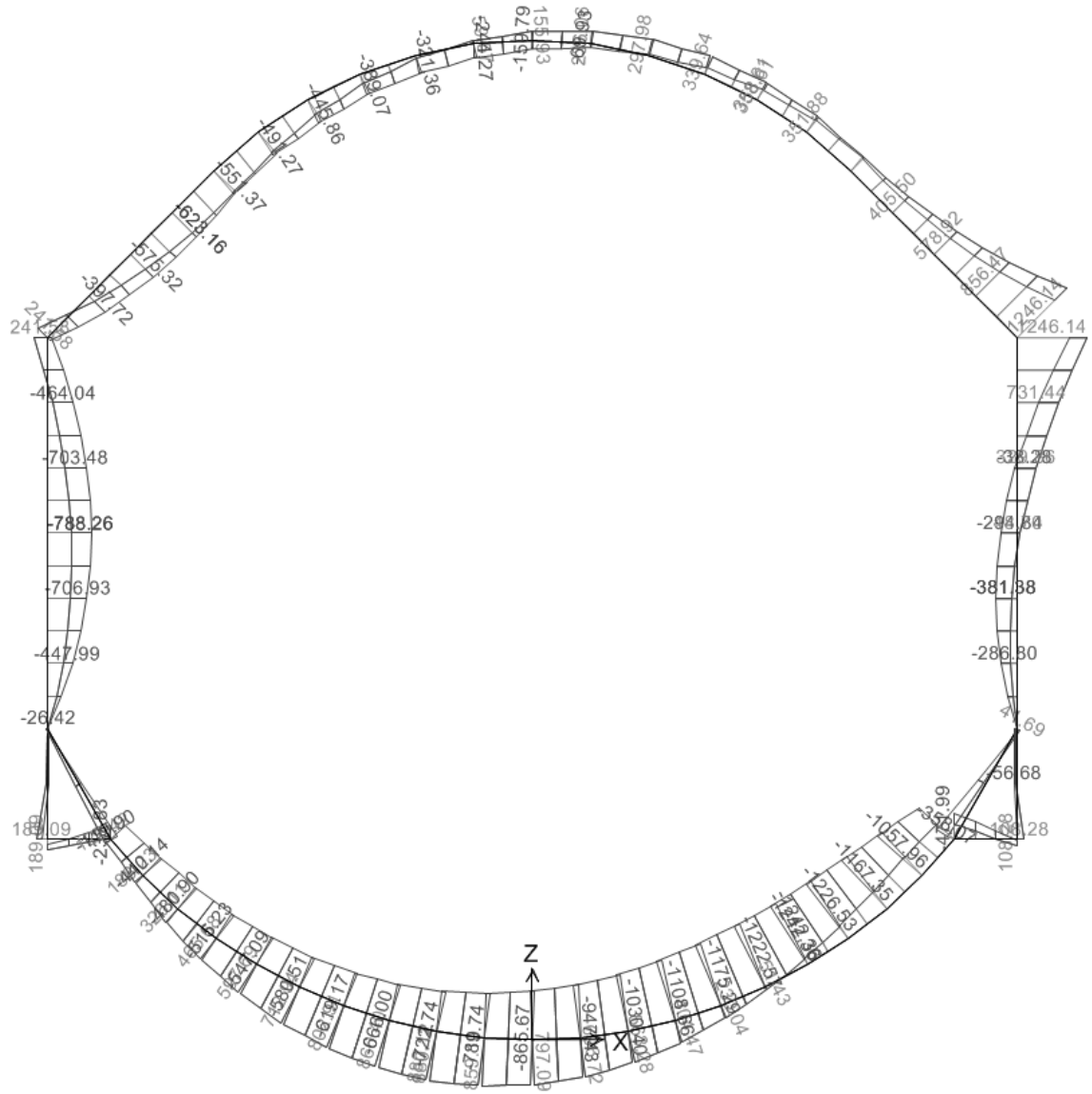


Figura 12: Momento flettente – Inviluppo SISMA SLD

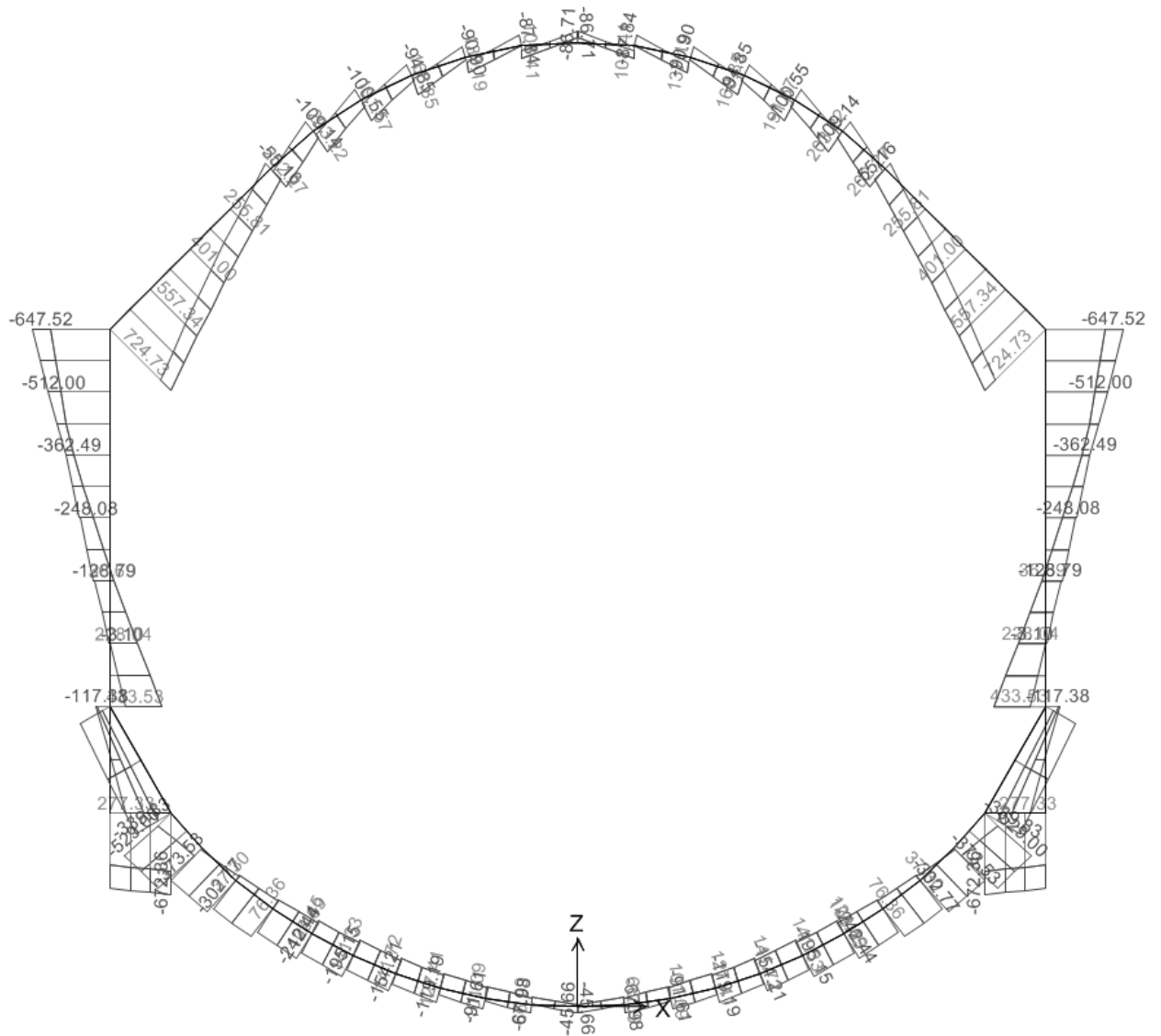


Figura 13: Azione di taglio – Involuppo SLU

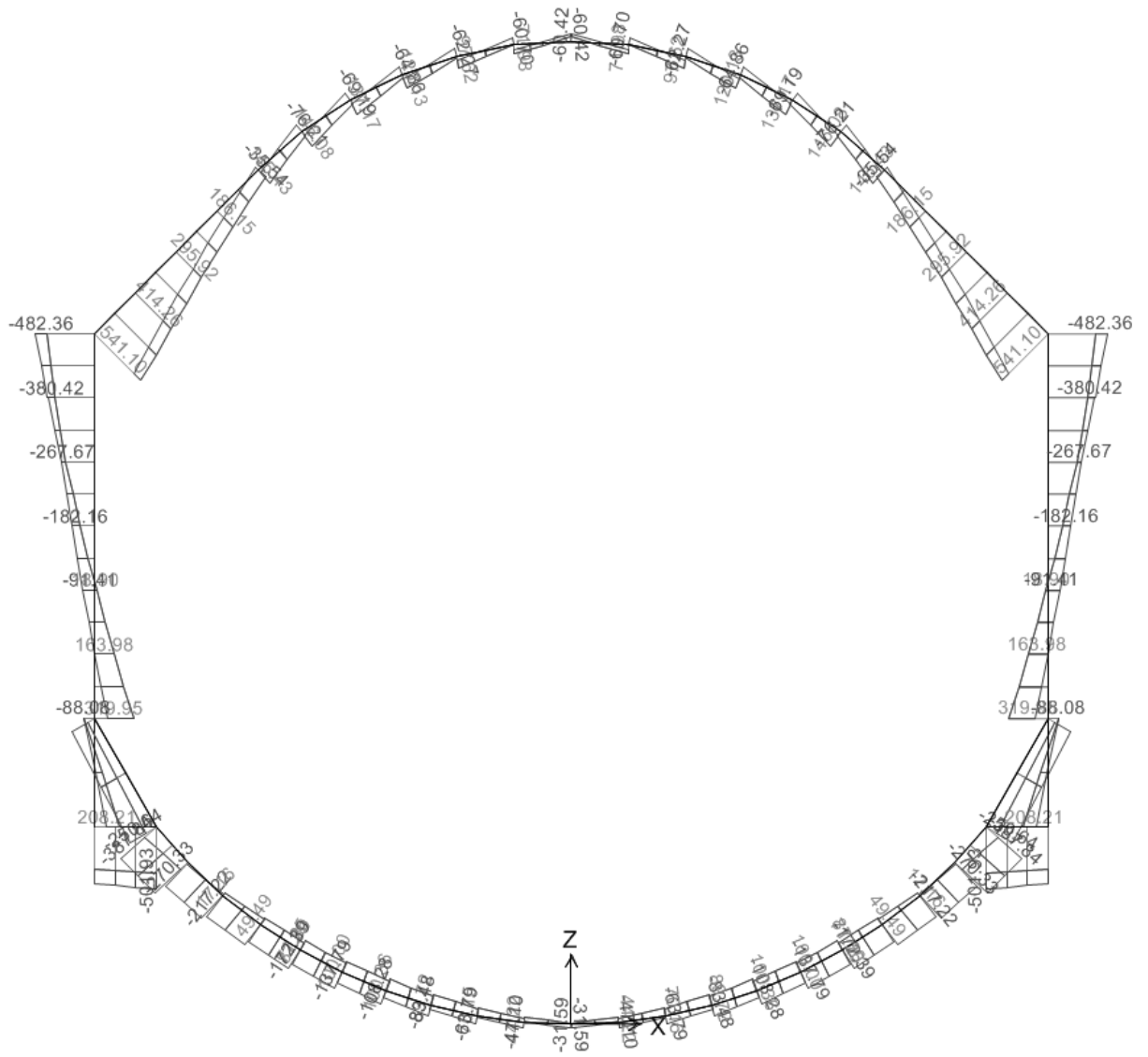


Figura 14: Azione di taglio – Inviluppo RARA

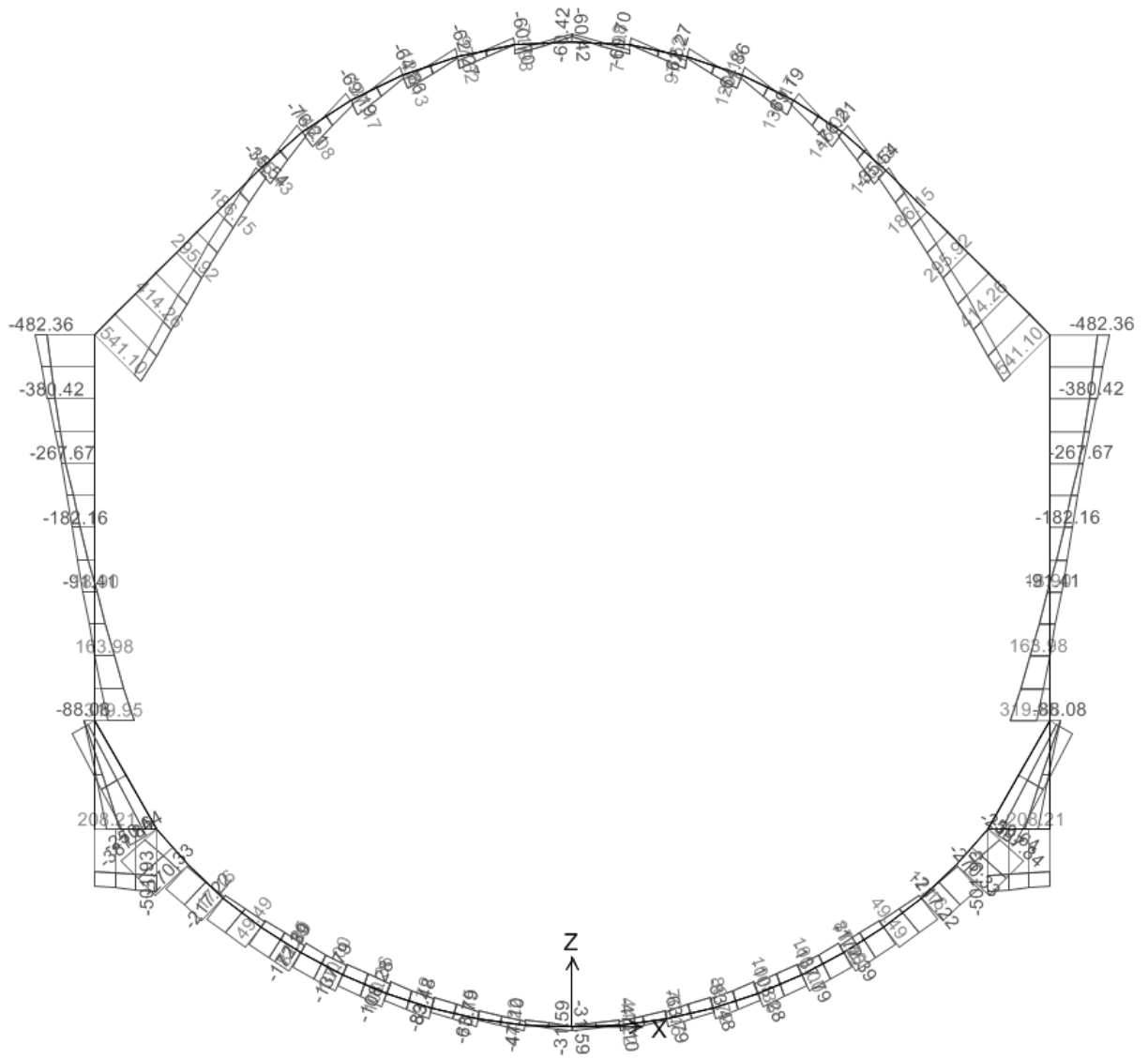


Figura 15: Azione di taglio – Involuppo FREQUENTE

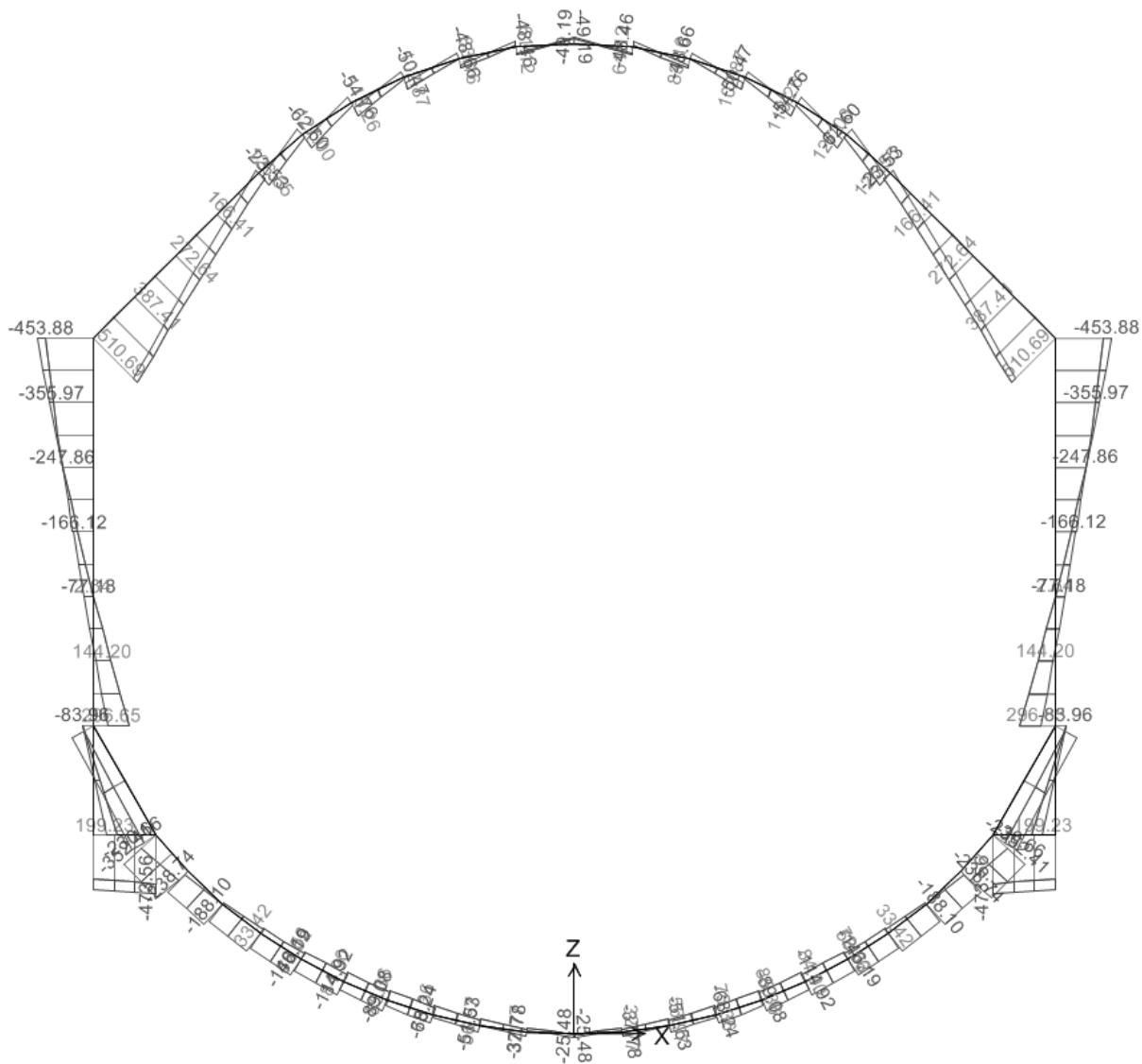


Figura 16: Azione di taglio – Inviluppo QUASI PERMANENTE

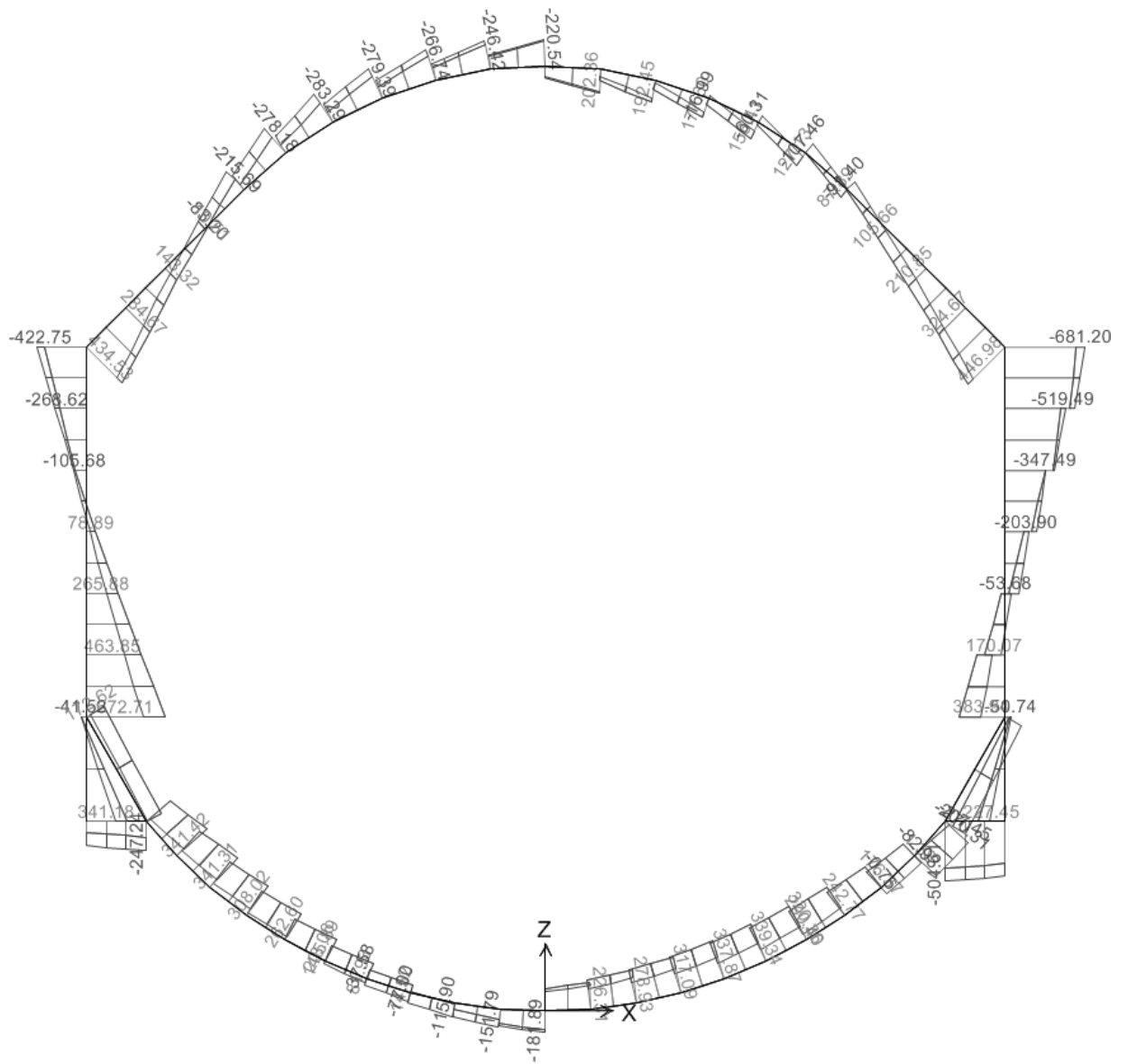


Figura 17: Azione di taglio – Inviluppo SISMA SLV

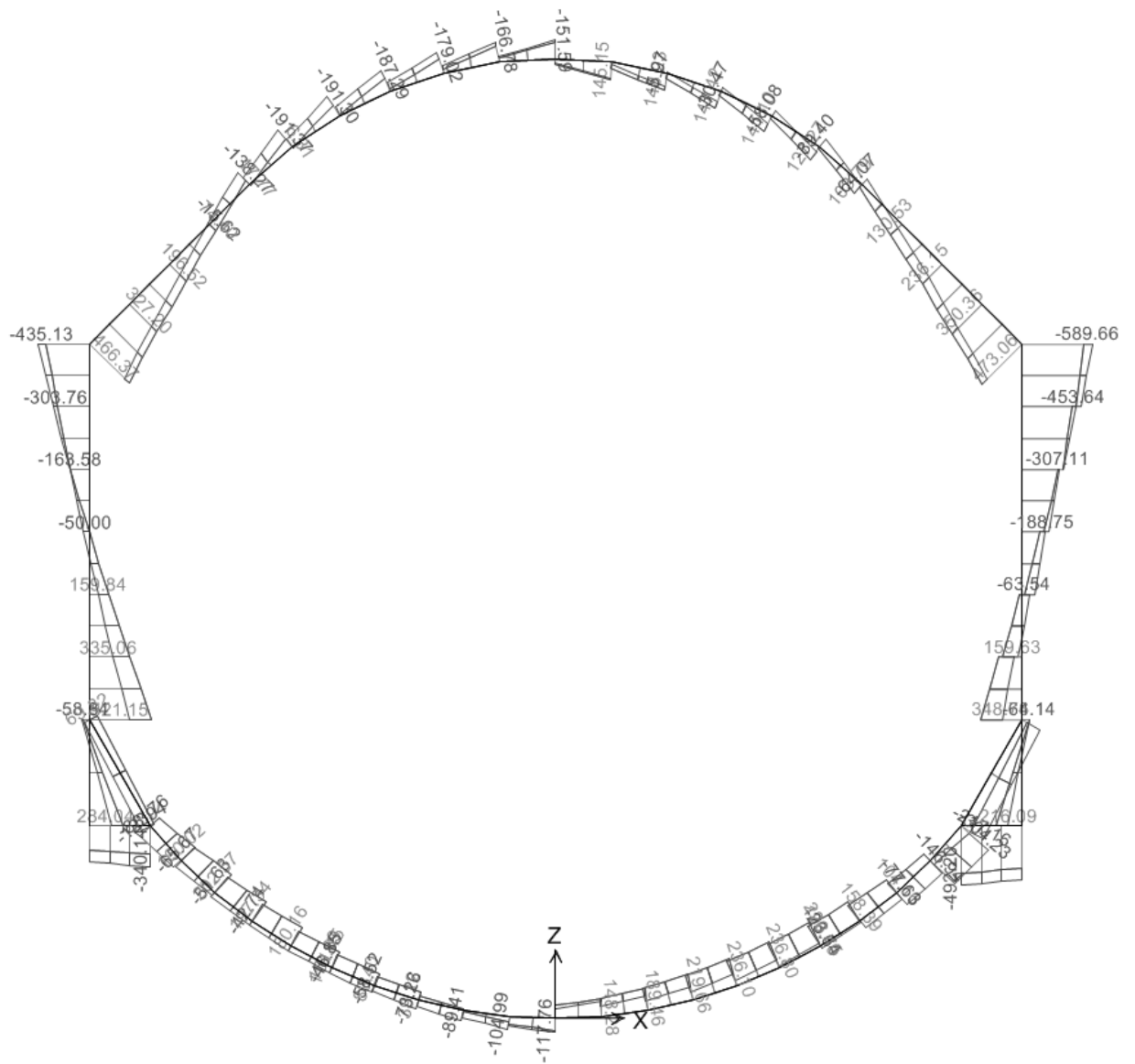


Figura 18: Azione di taglio – Involuppo SISMA SLD

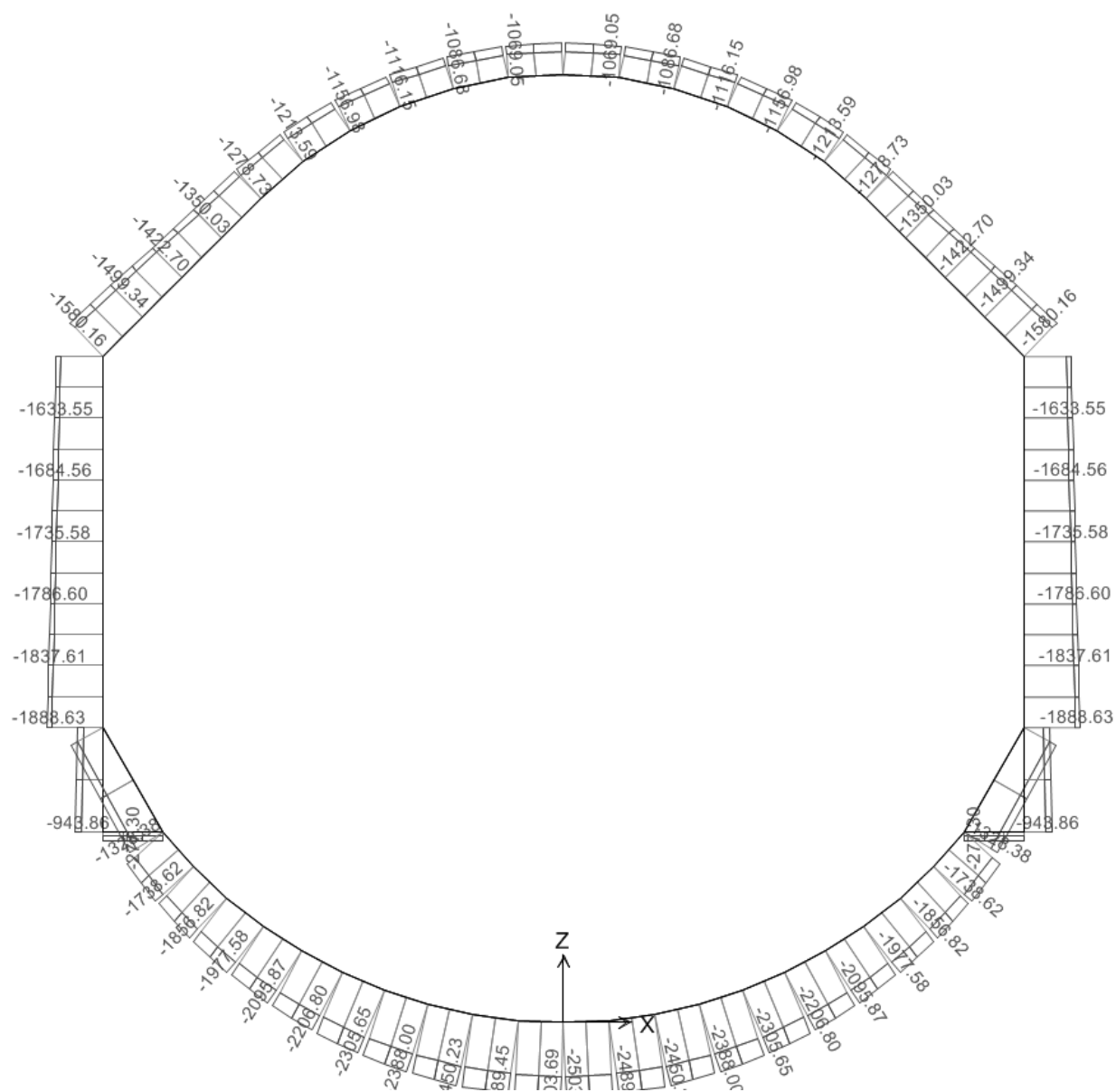


Figura 19: Azione assiale – Inviluppo SLU

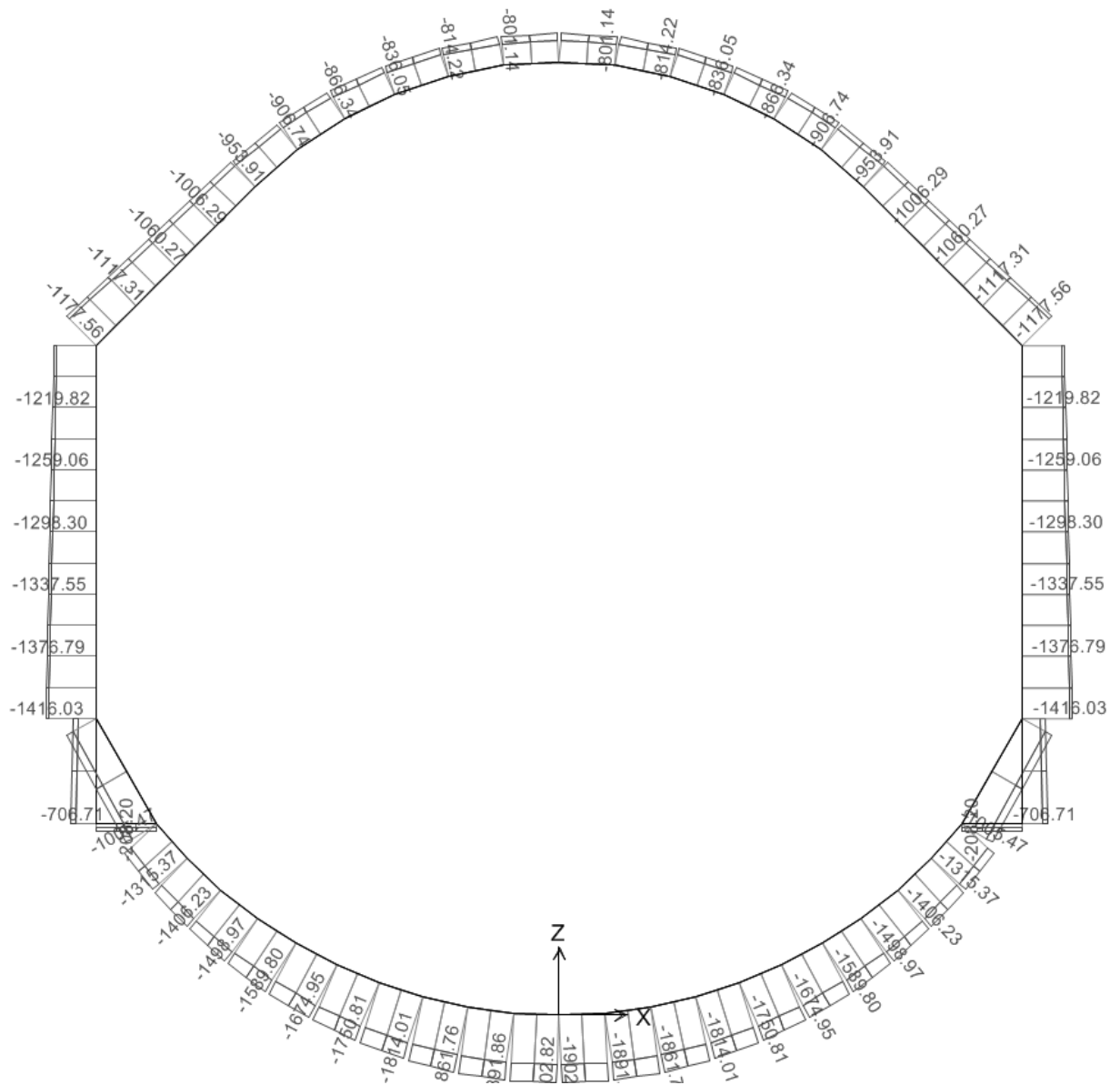


Figura 20: Azione assiale – Involuppo RARA

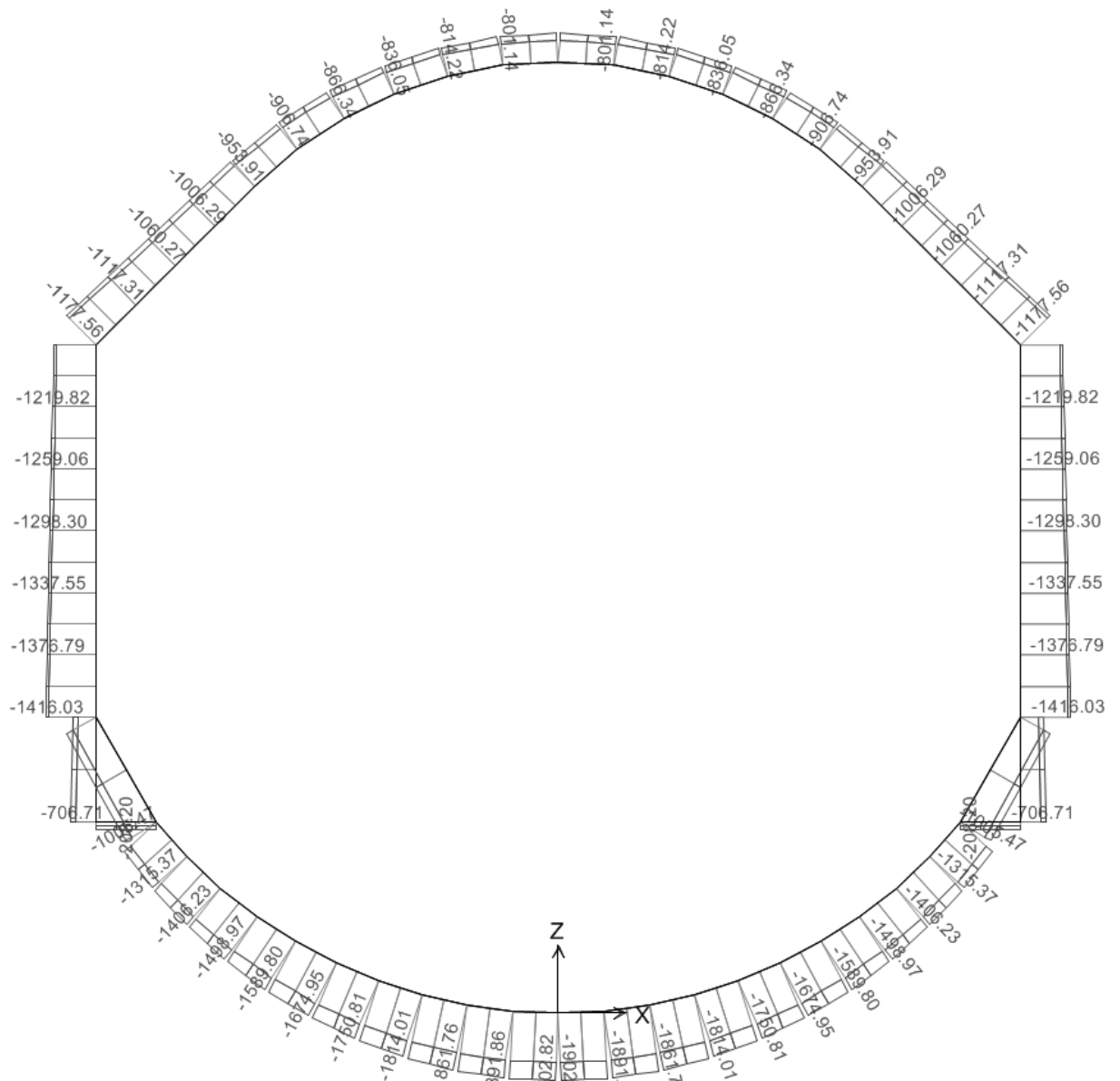


Figura 21: Azione assiale – Inviluppo FREQUENTE

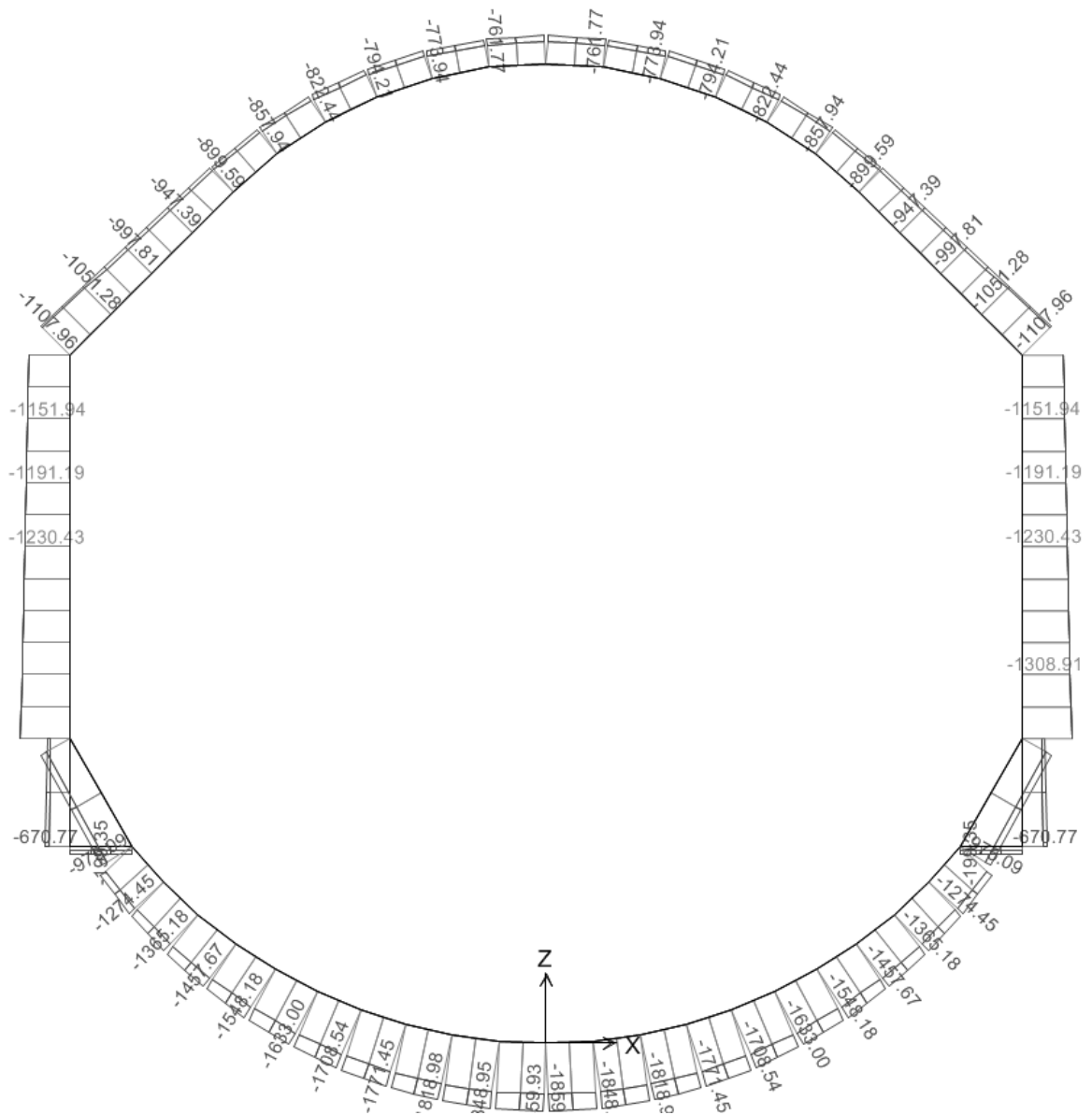


Figura 22: Azione assiale – Inviluppo QUASI PERMANENTE

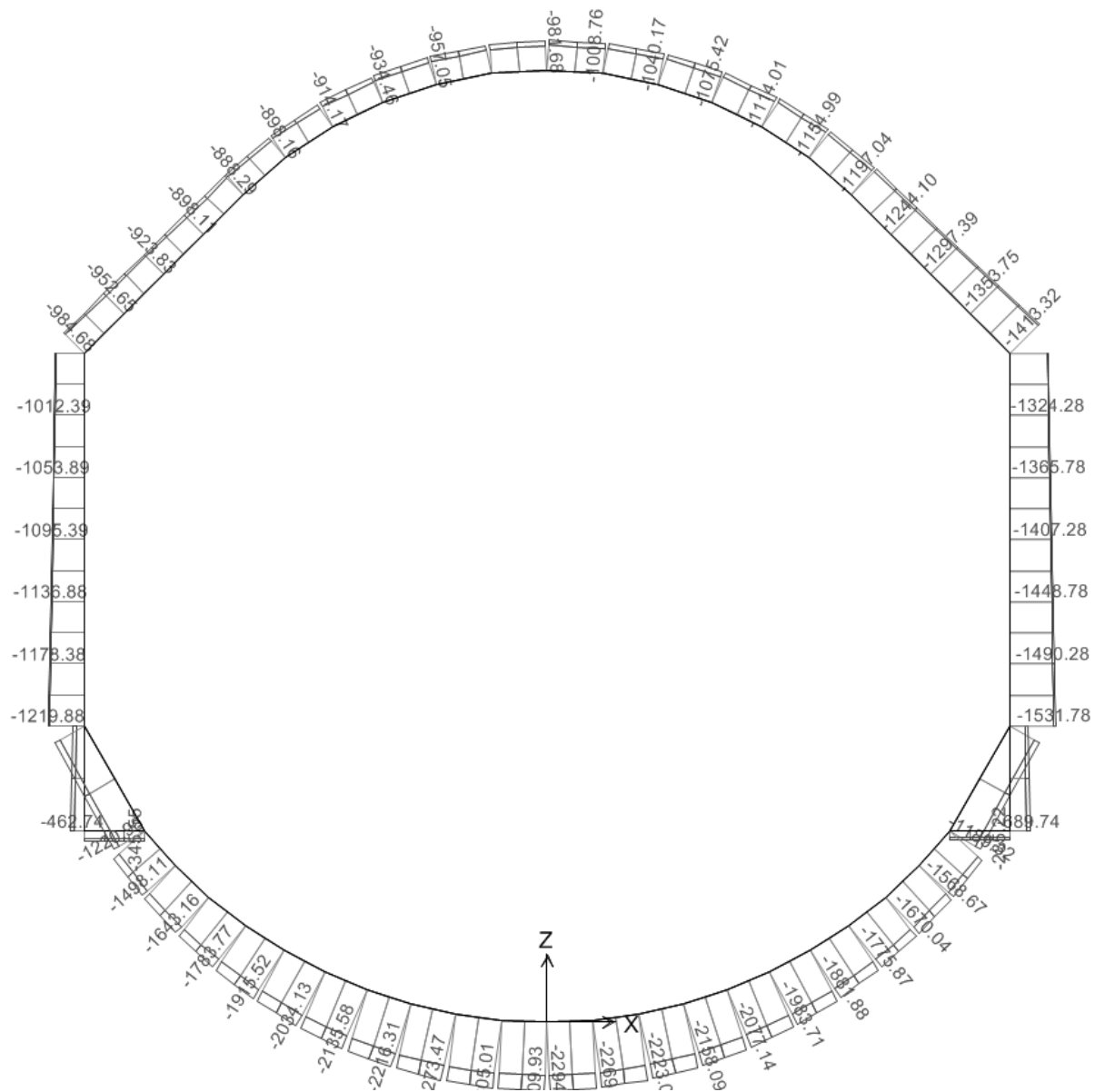


Figura 23: Azione assiale – Inviluppo SISMA SLV

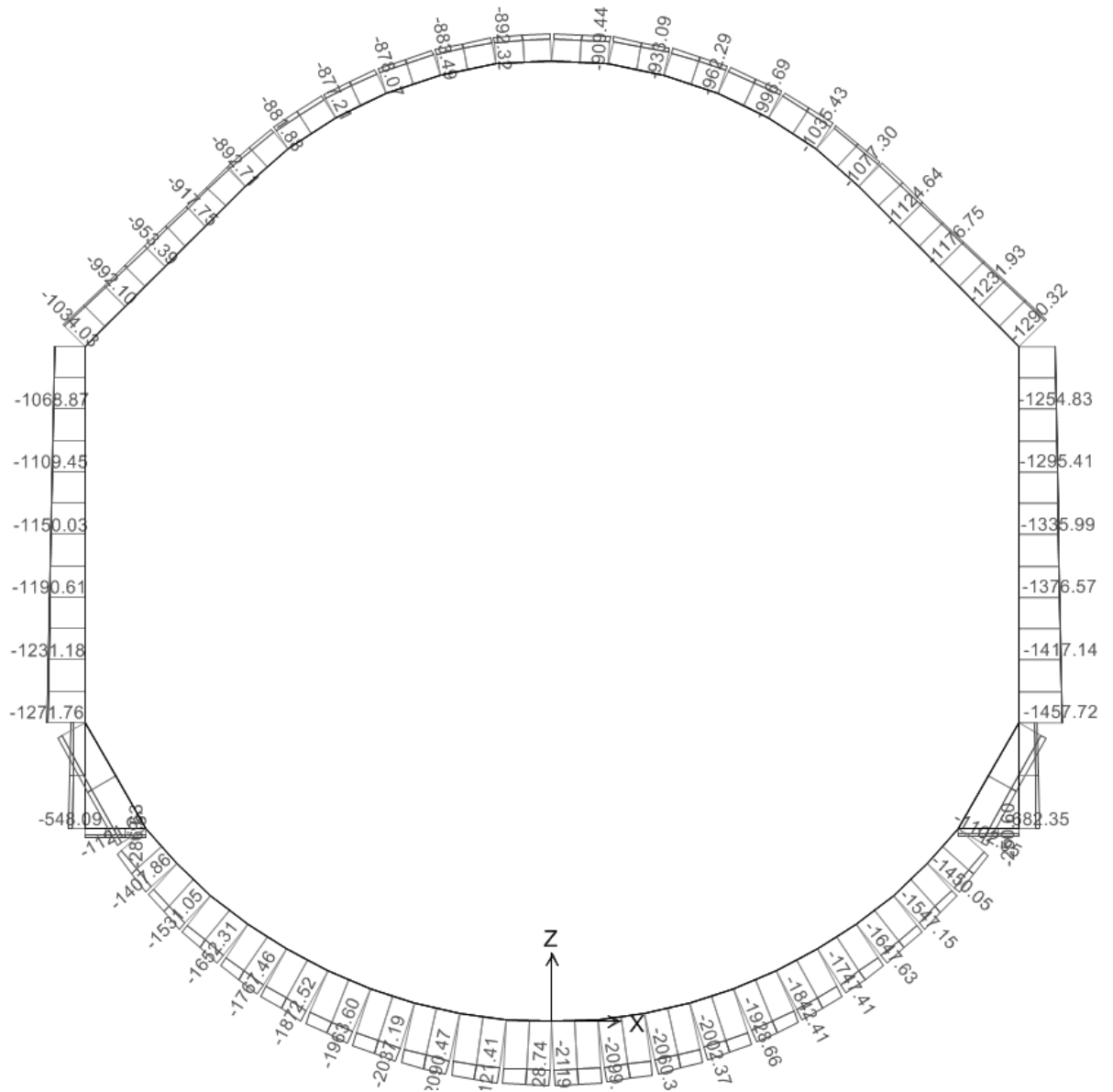


Figura 24: Azione assiale – Inviluppo SISMA SLD

10.2. CON FALDA

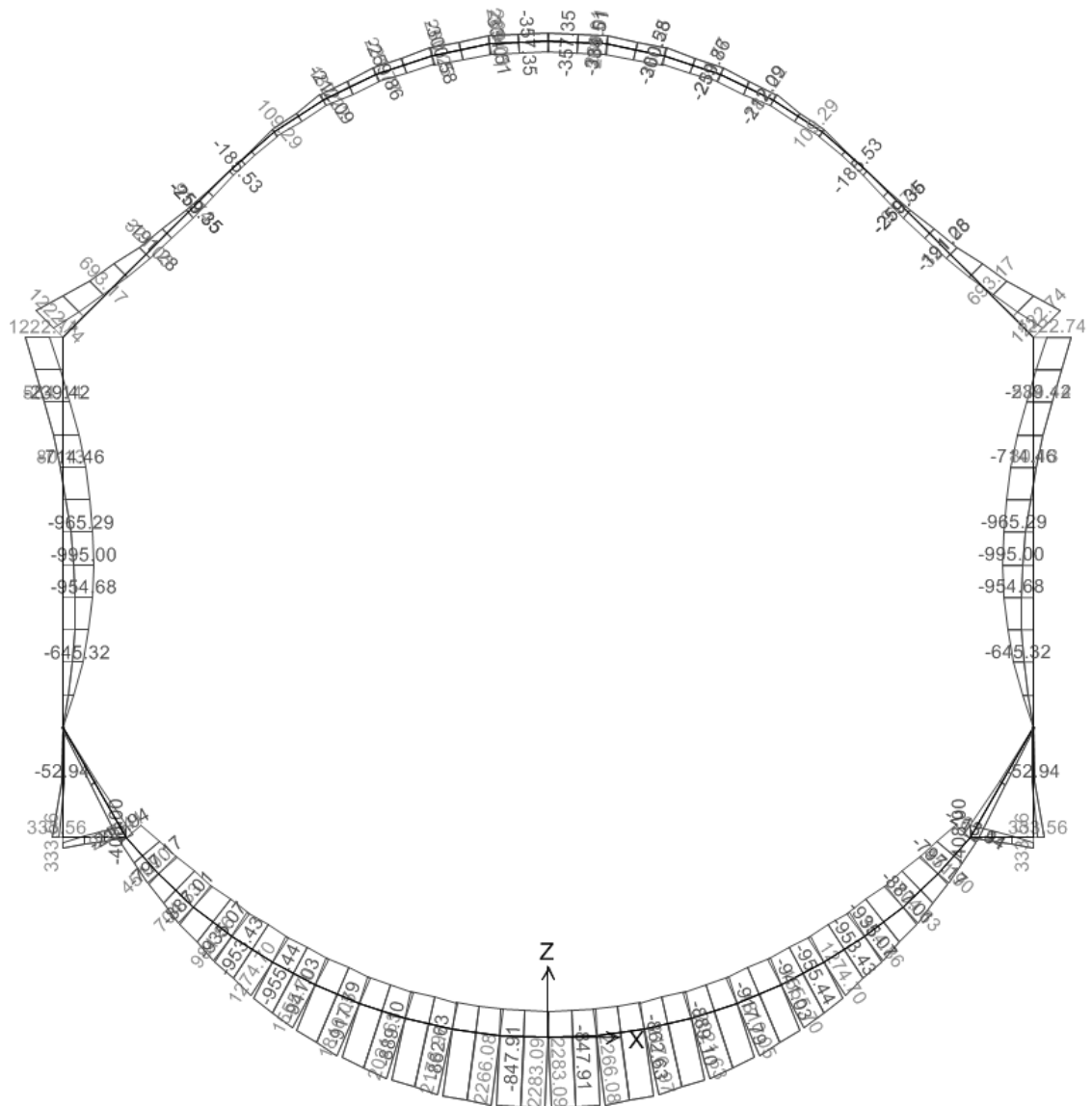


Figura 25: Momento flettente – Inviluppo SLU

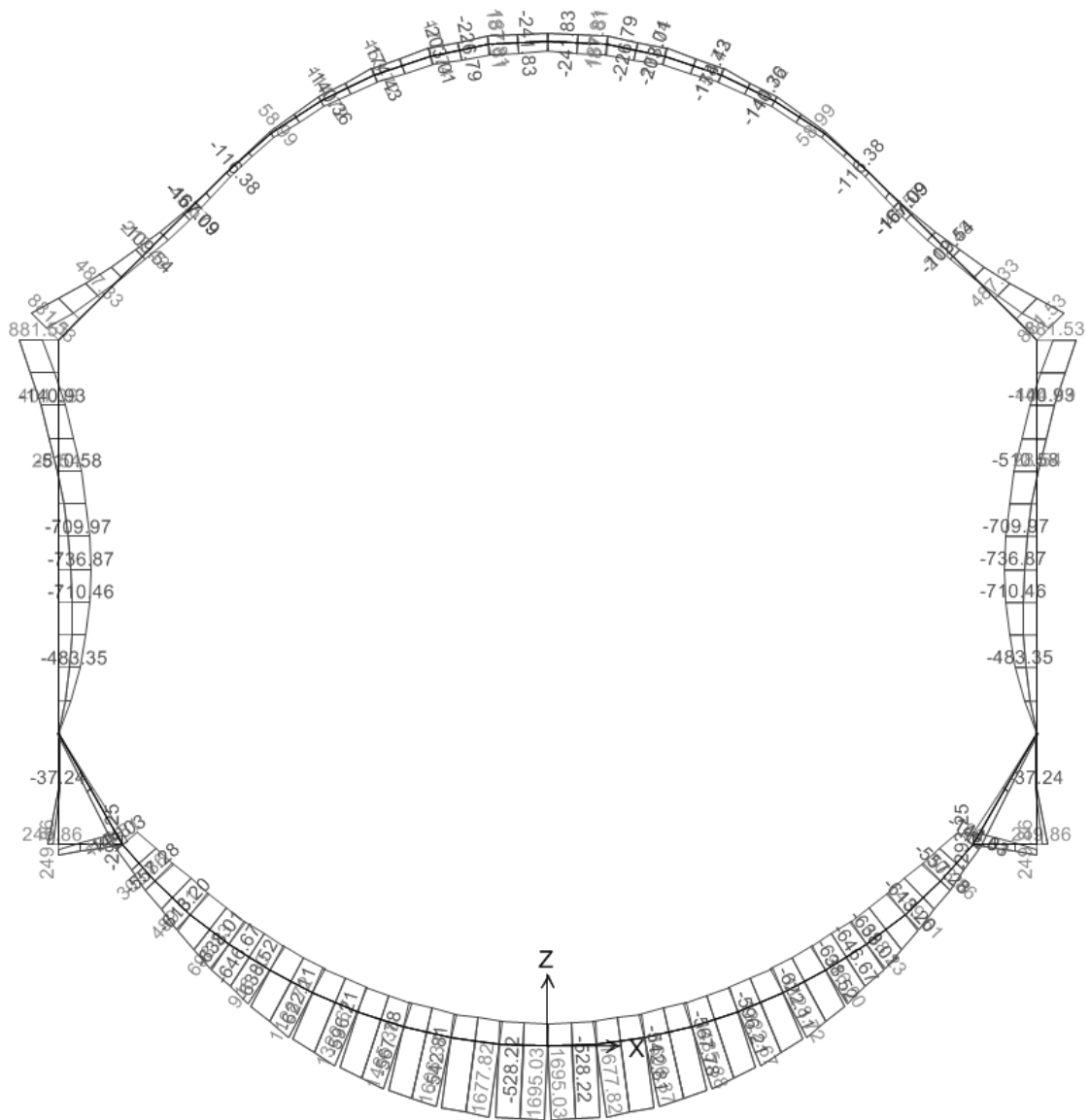


Figura 26: Momento flettente – Inviluppo RARA

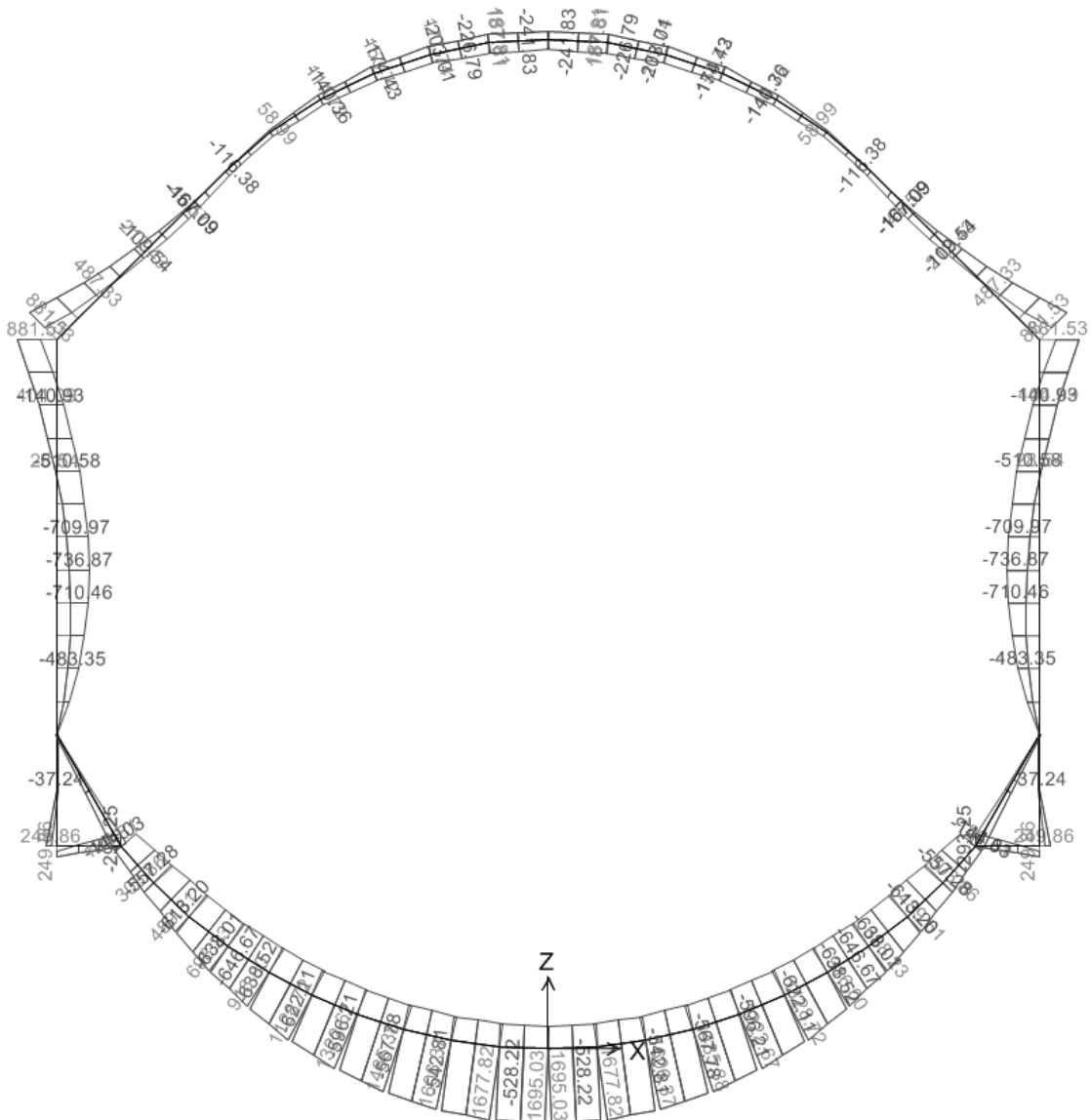


Figura 27: Momento flettente – Involuppo FREQUENTE

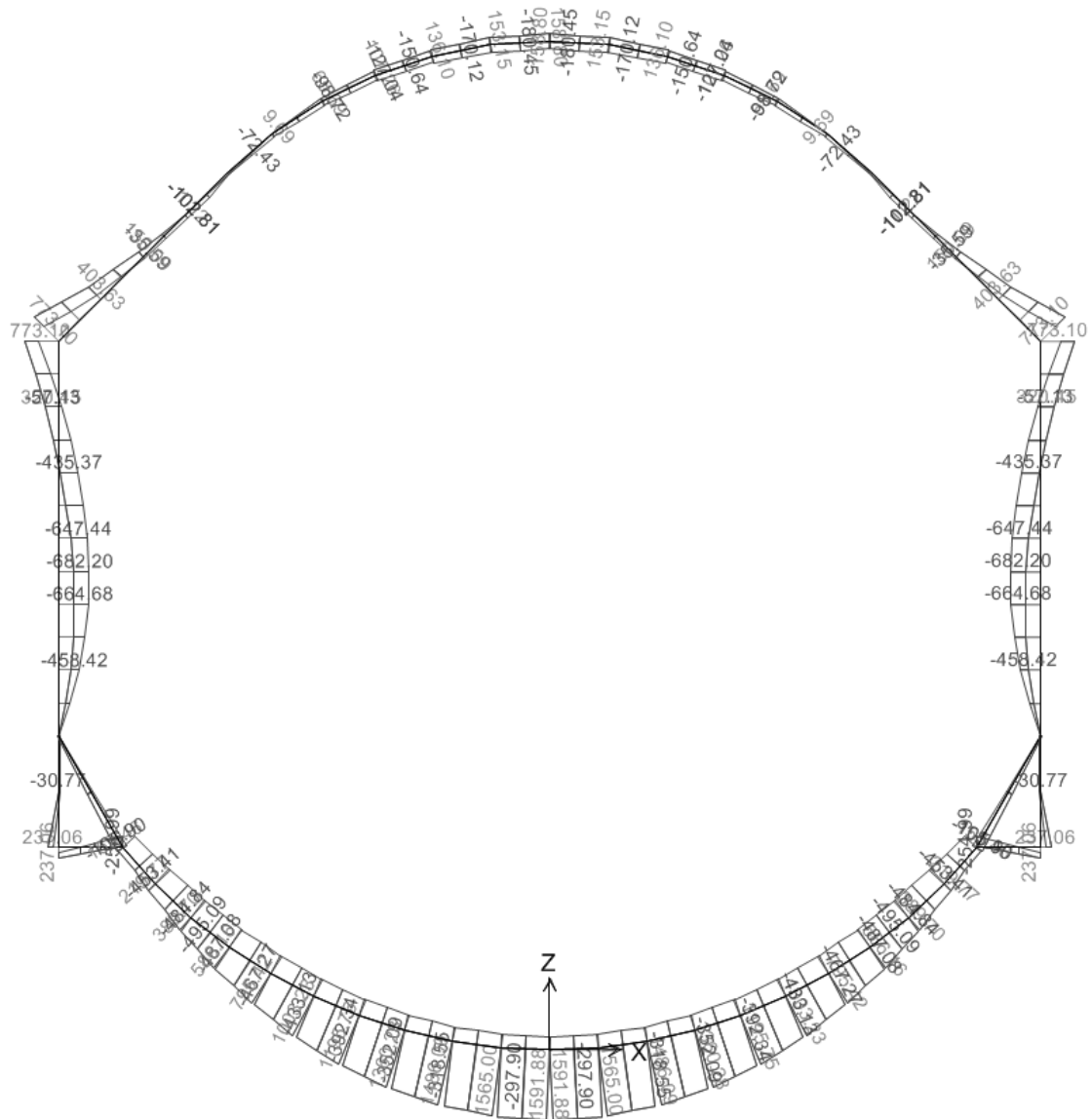


Figura 28: Momento flettente – Involuppo QUASI PERMANENTE

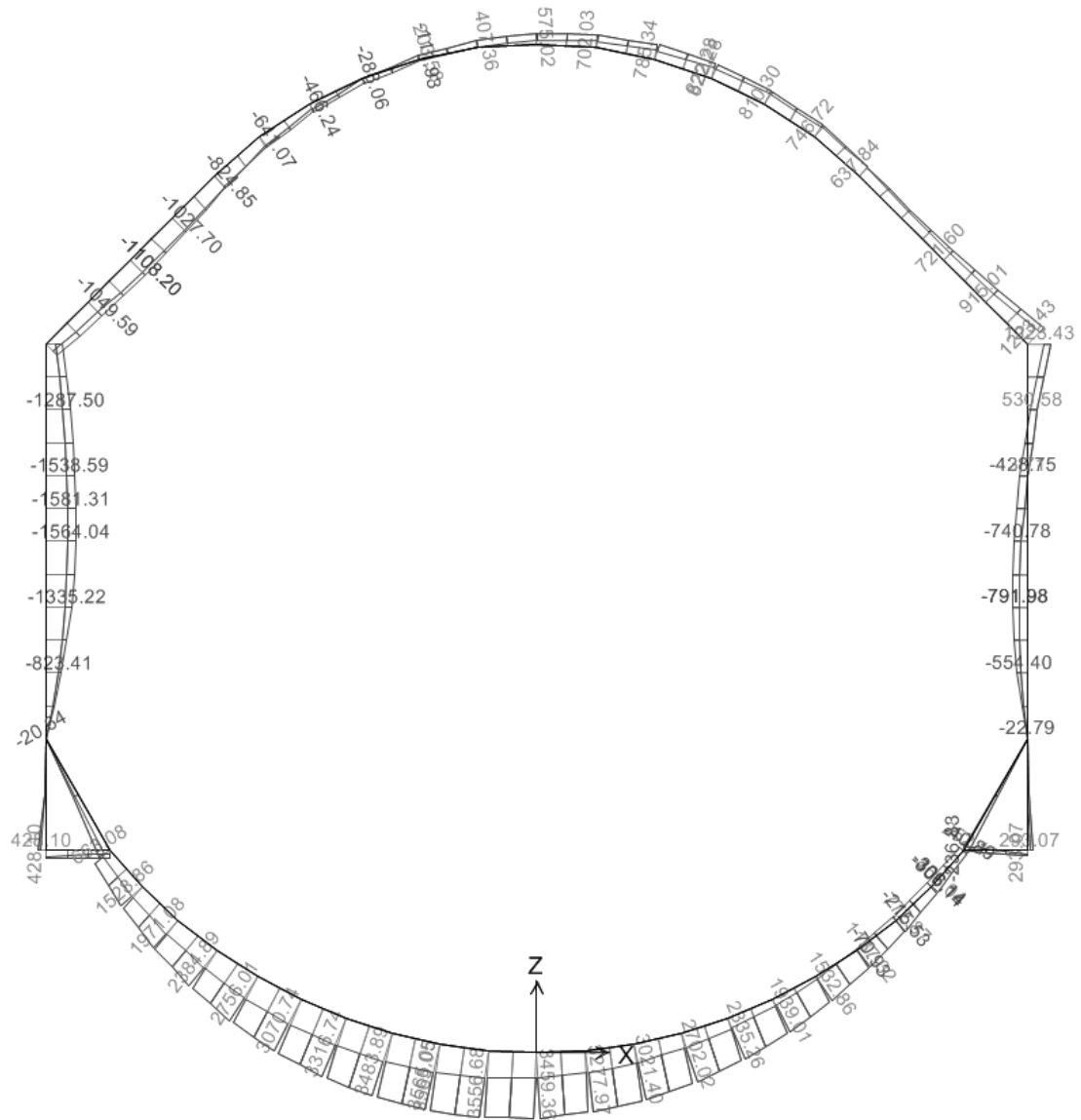


Figura 29: Momento flettente – Inviluppo SISMA SLV

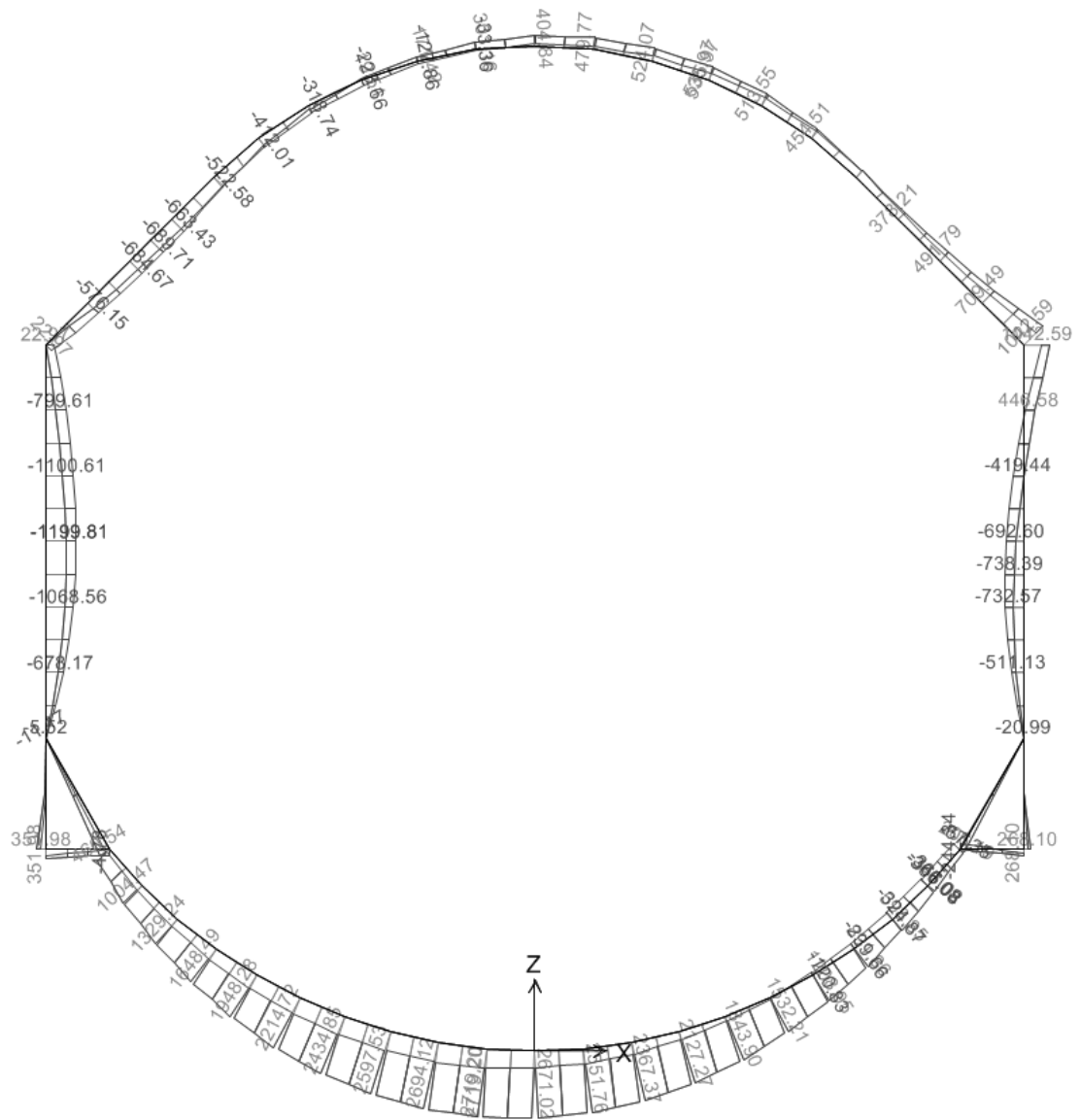


Figura 30: Momento flettente – Inviluppo SISMA SLD

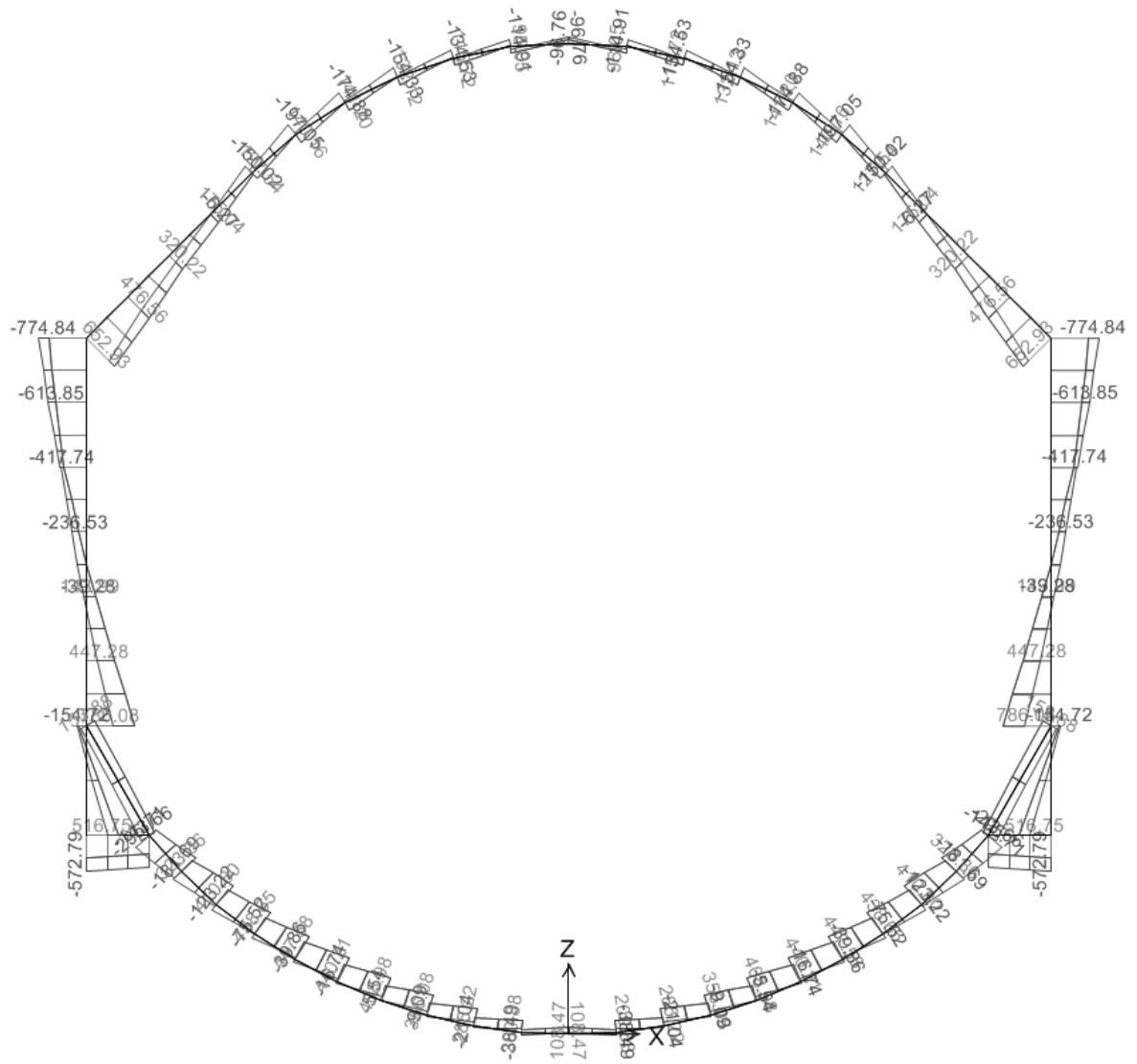


Figura 31: Azione di taglio – Inviluppo SLU

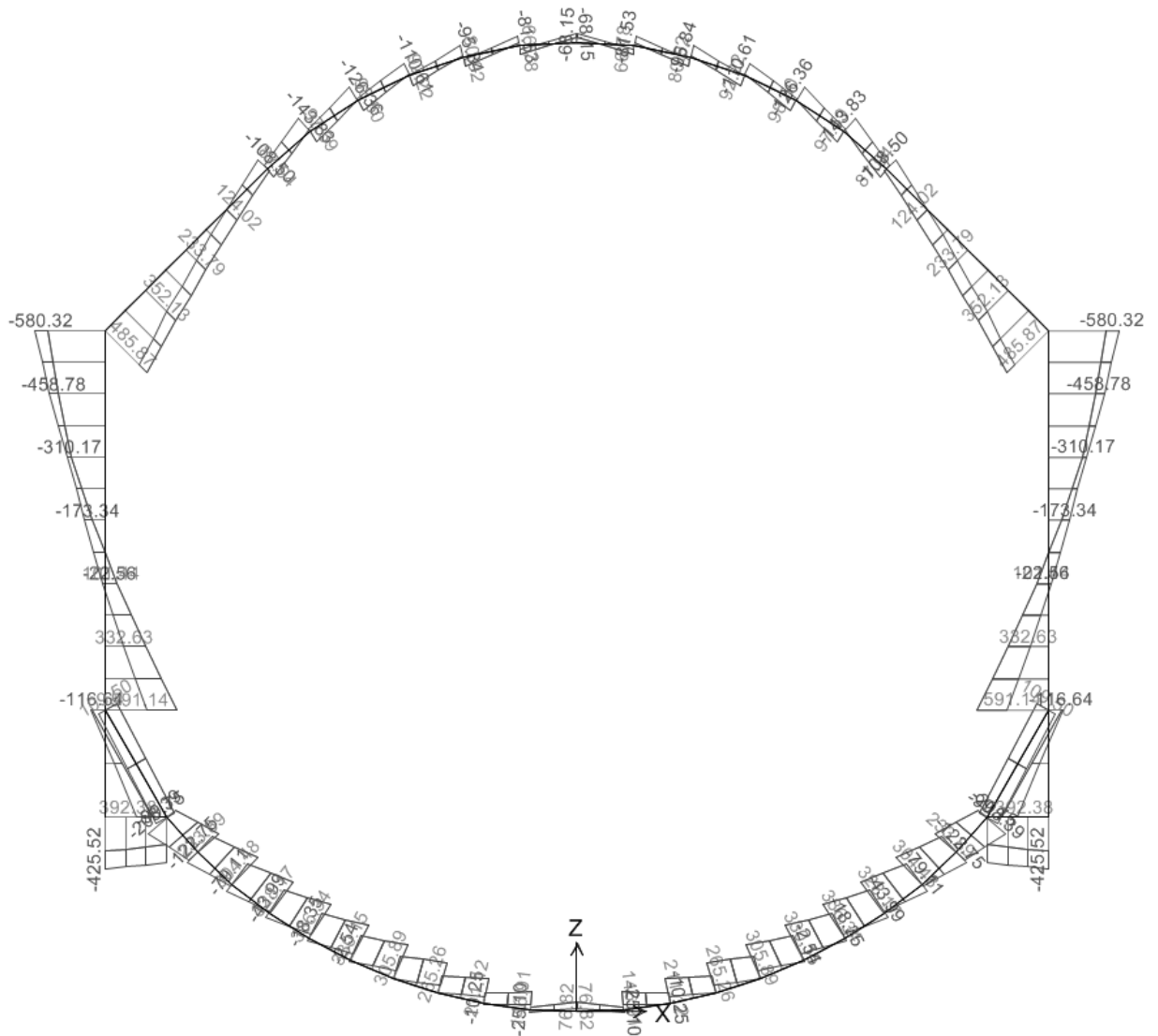


Figura 32: Azione di taglio – Involuppo RARA

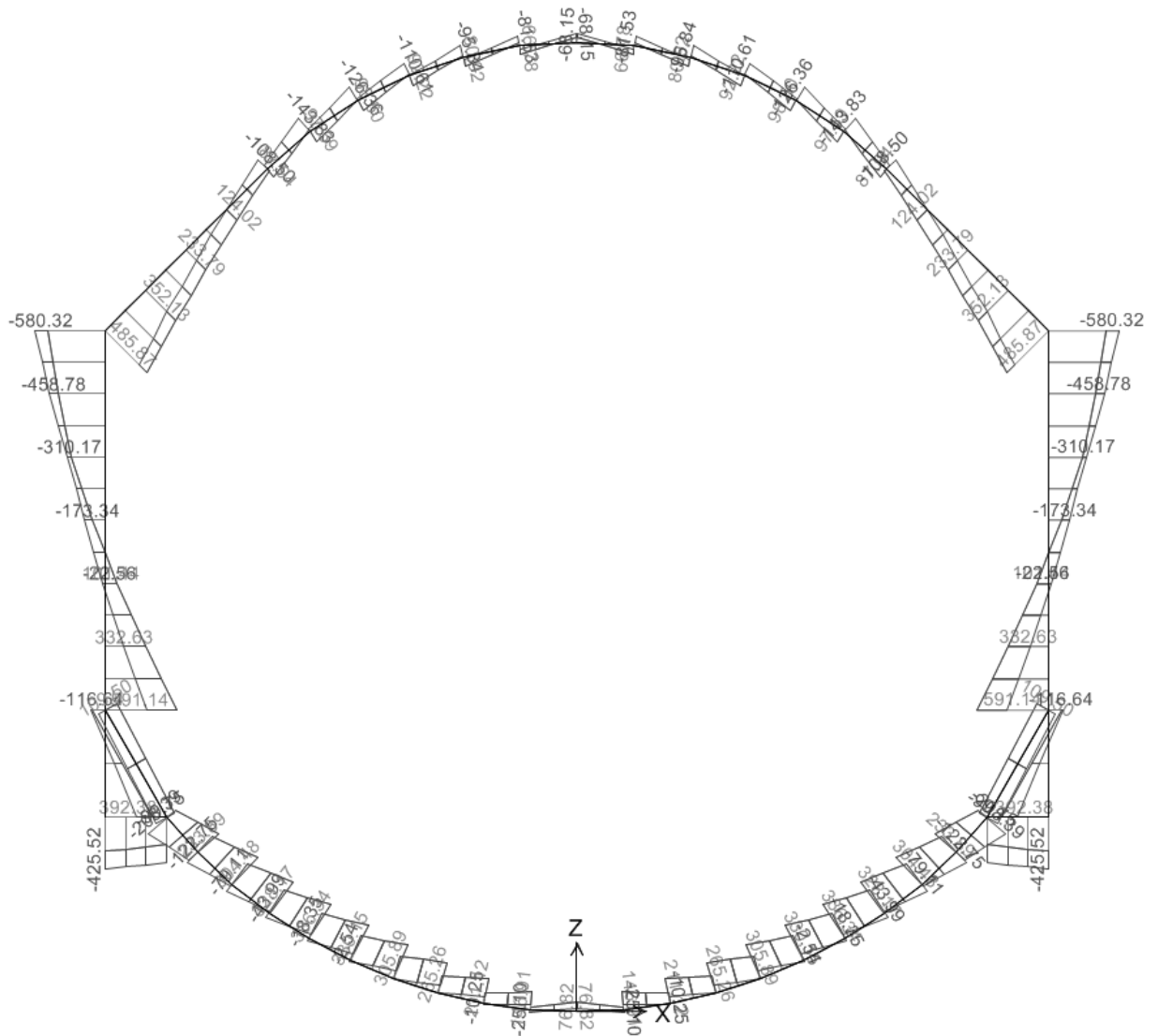


Figura 33: Azione di taglio – Inviluppo FREQUENTE

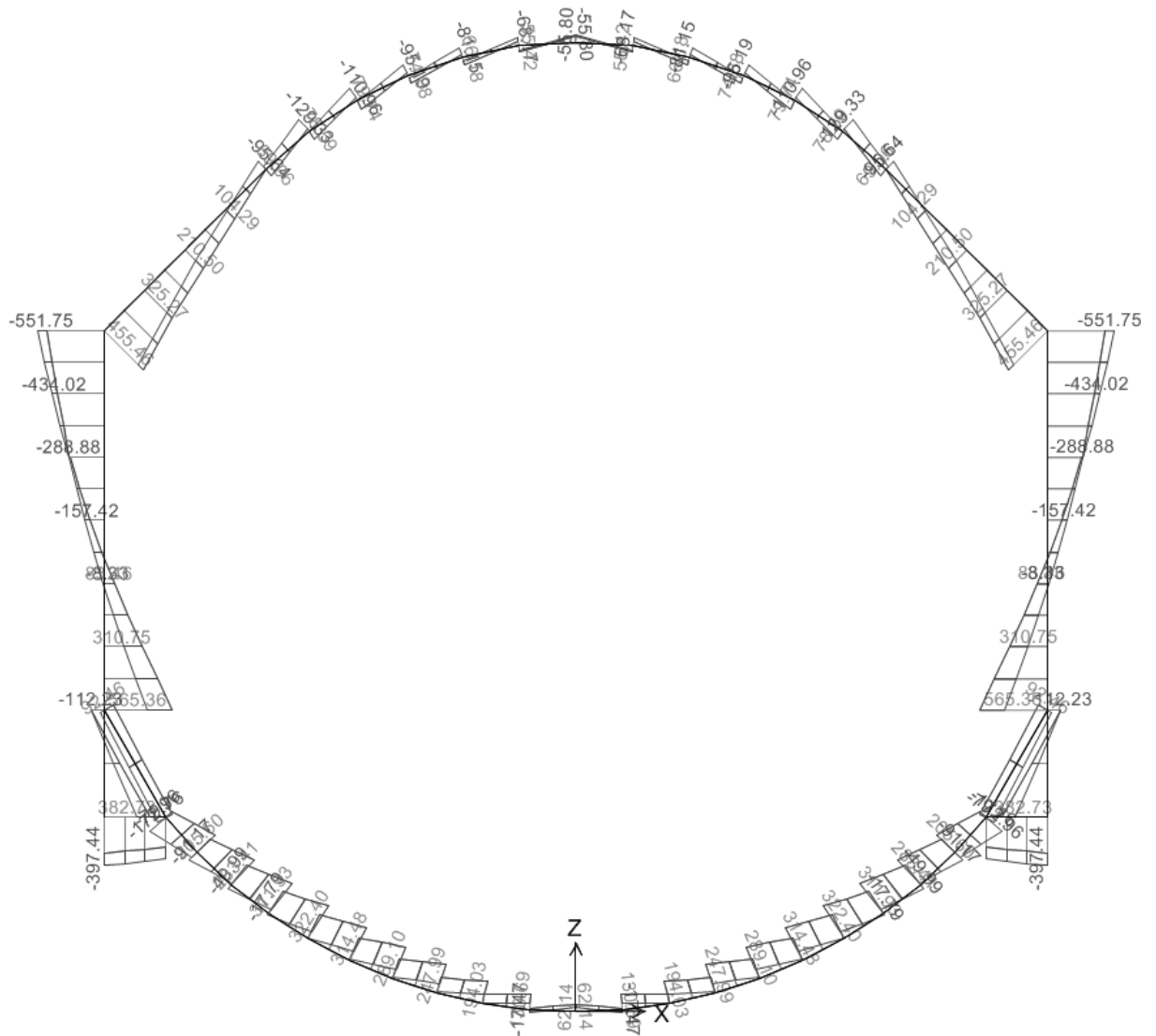


Figura 34: Azione di taglio – Involuppo QUASI PERMANENTE

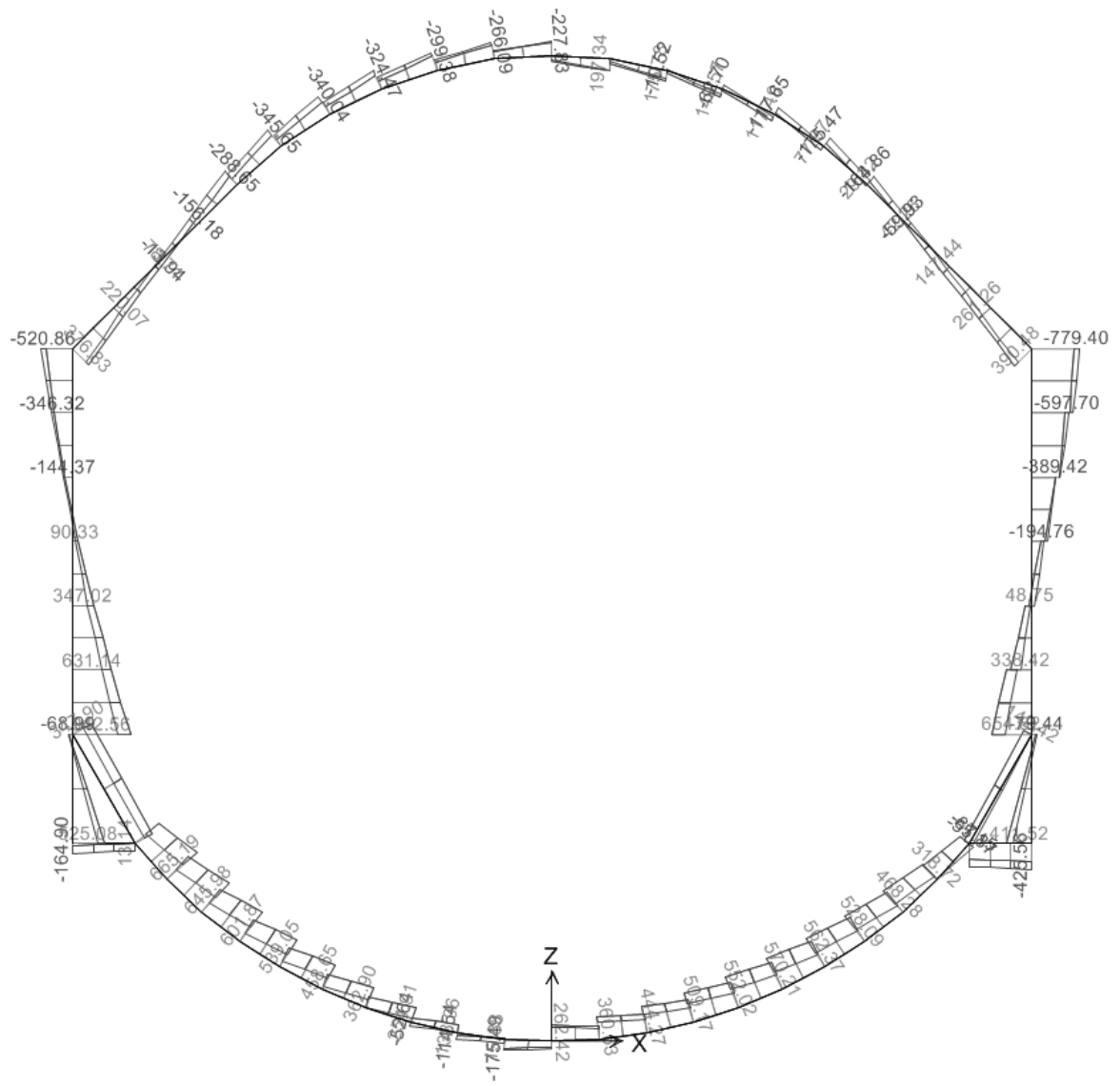


Figura 35: Azione di taglio – Involuppo SISMA SLV

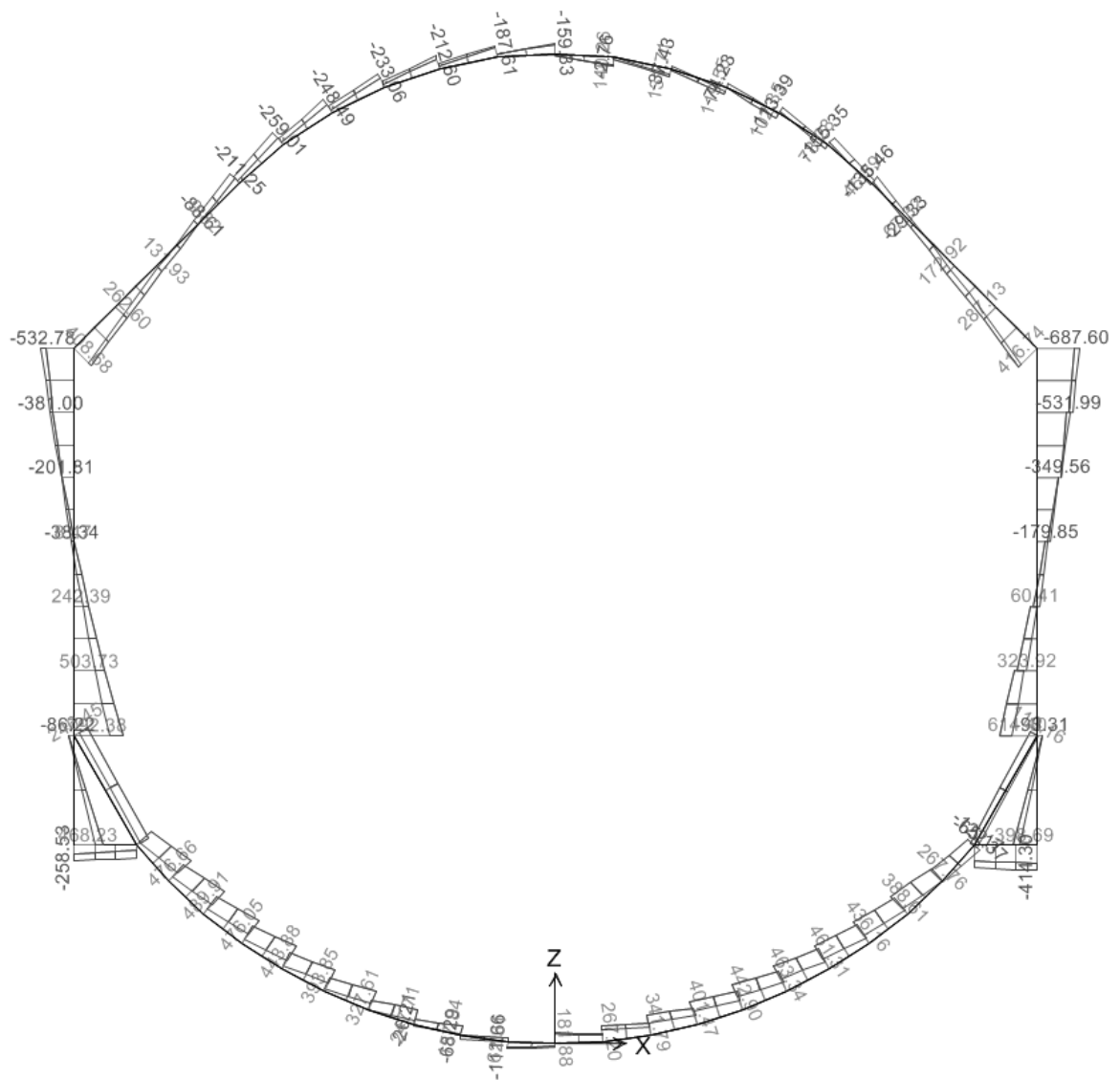


Figura 36: Azione di taglio – Inviluppo SISMA SLD

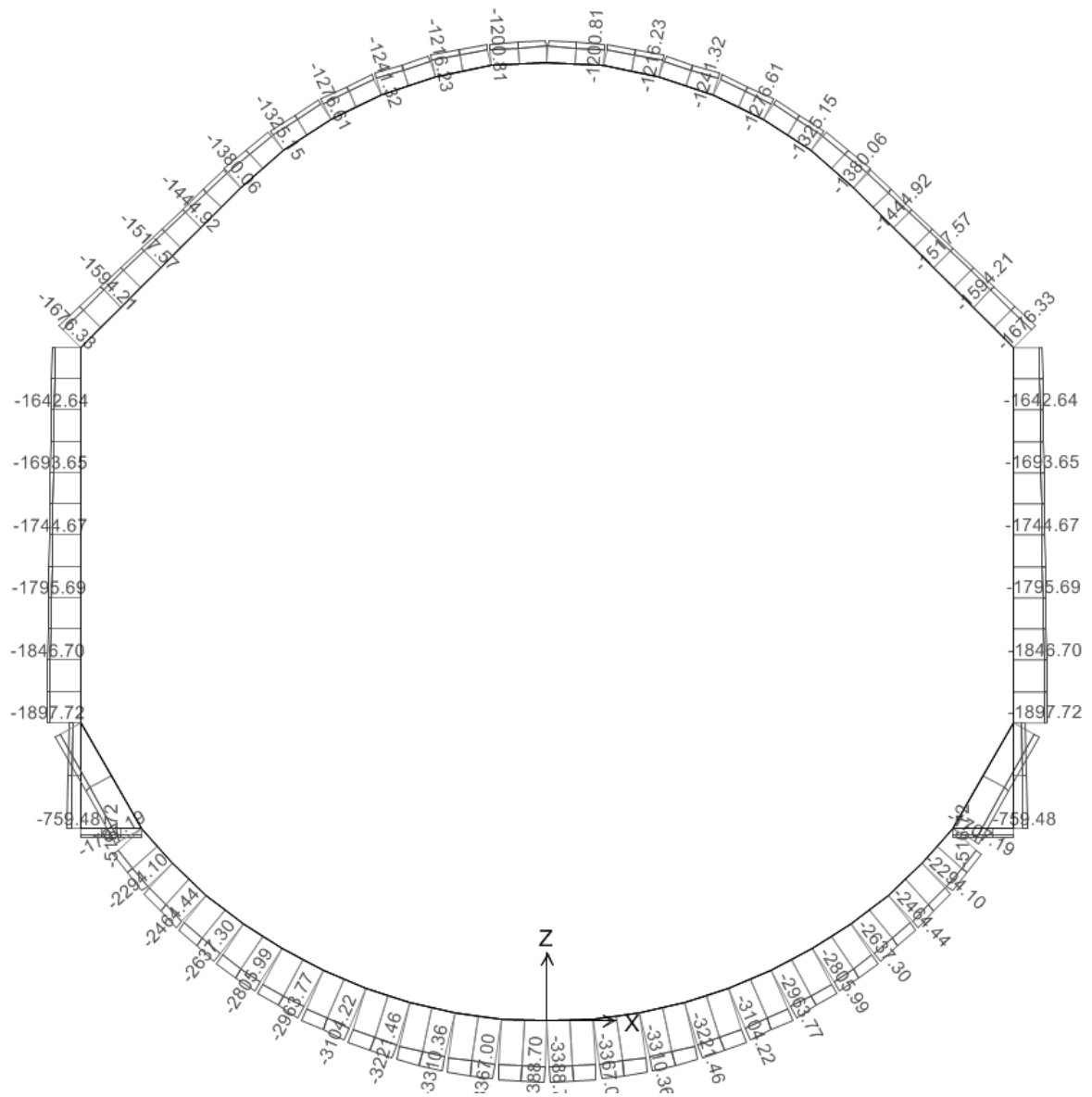


Figura 37: Azione assiale – Inviluppo SLU

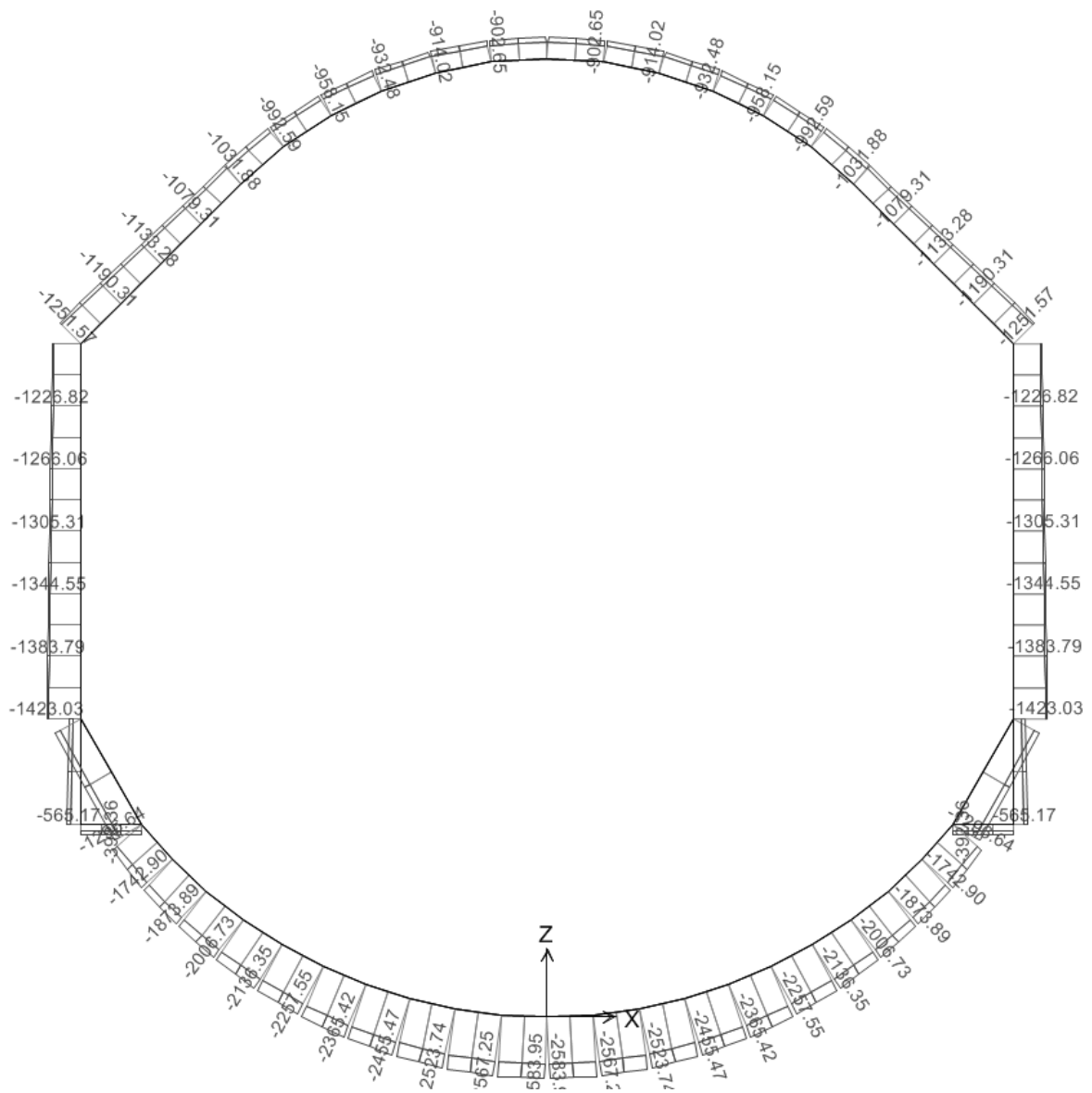


Figura 38: Azione assiale – Involuppo RARA

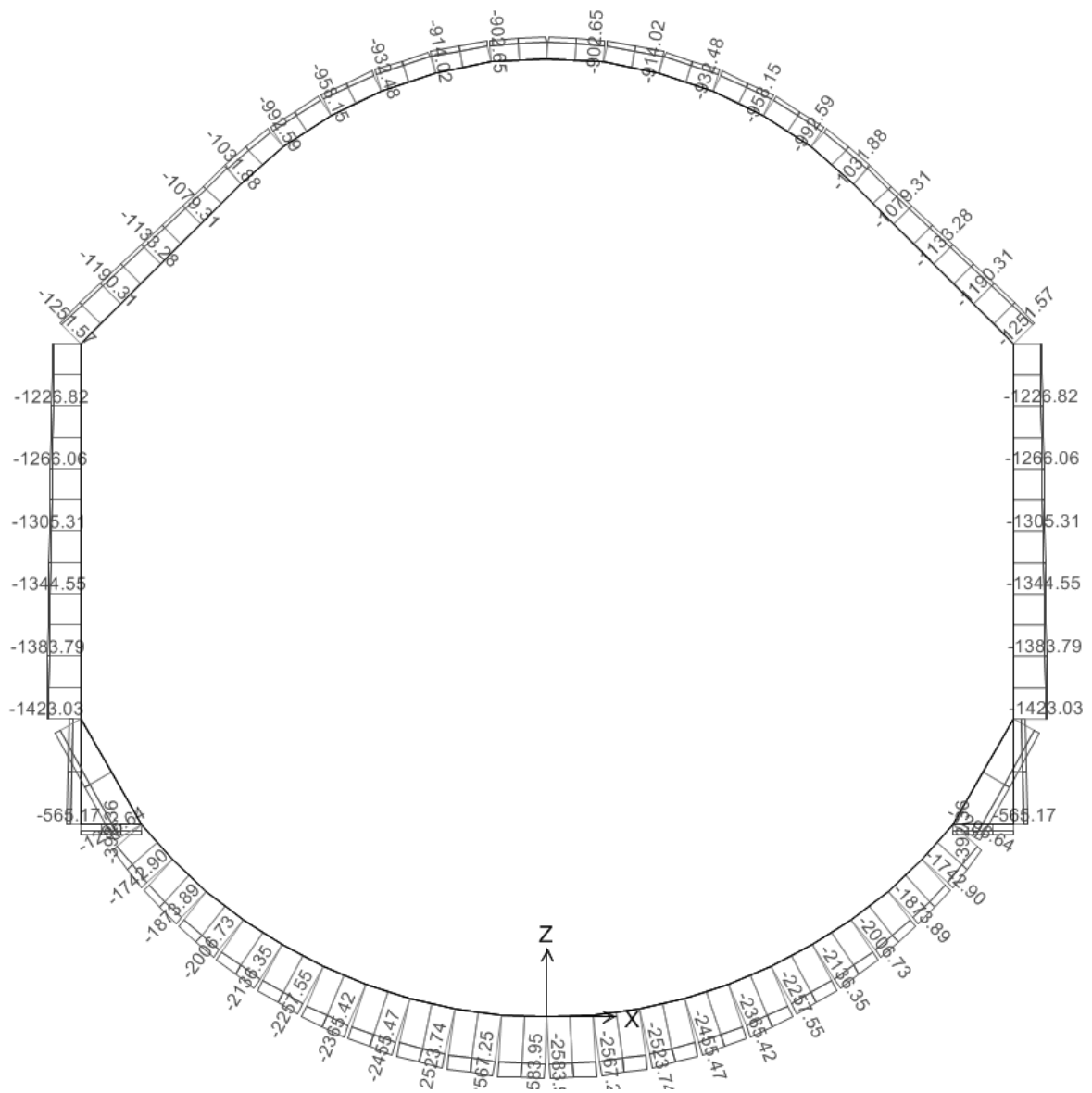


Figura 39: Azione assiale – Involuppo FREQUENTE

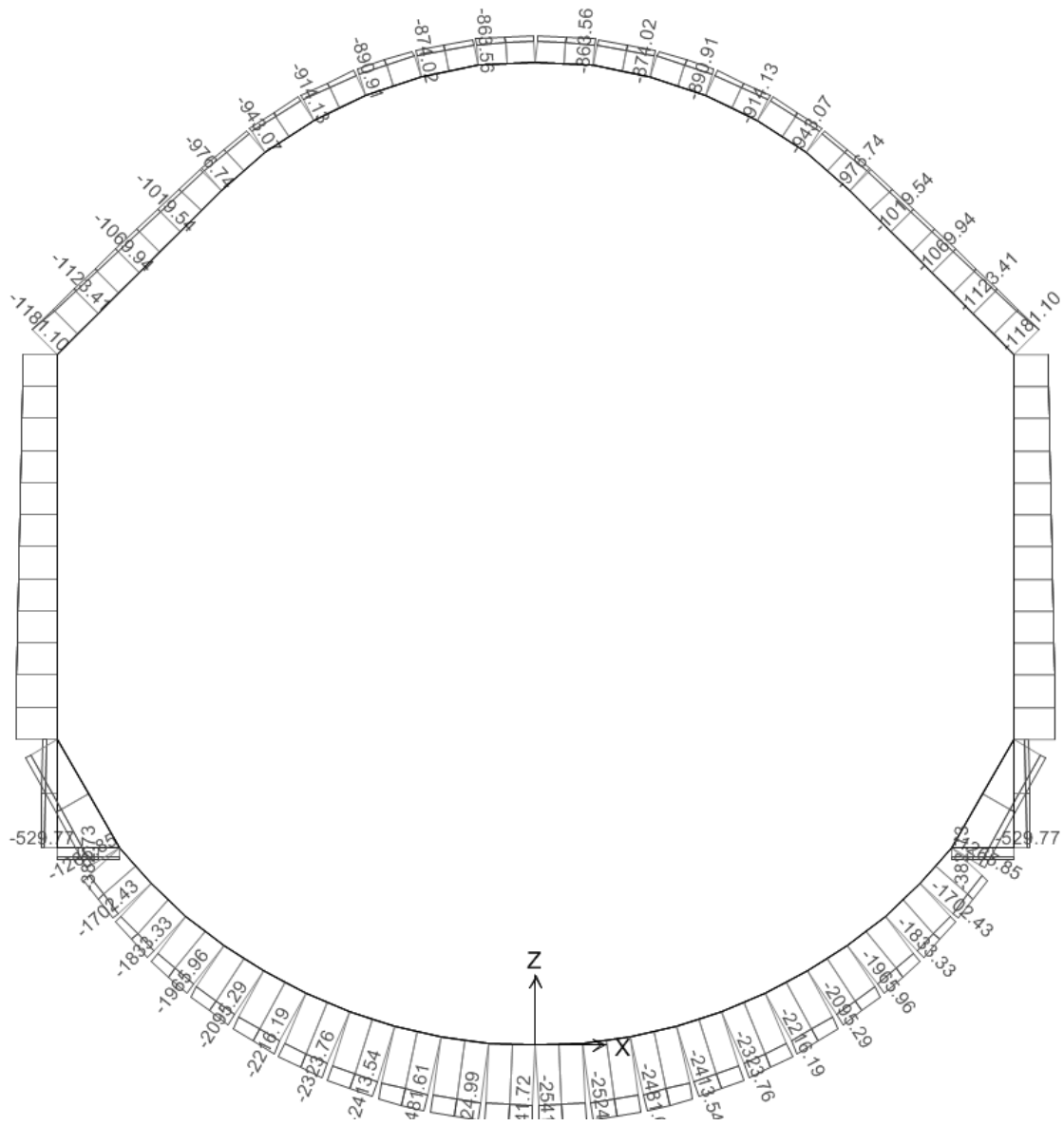


Figura 40: Azione assiale – Inviluppo QUASI PERMANENTE

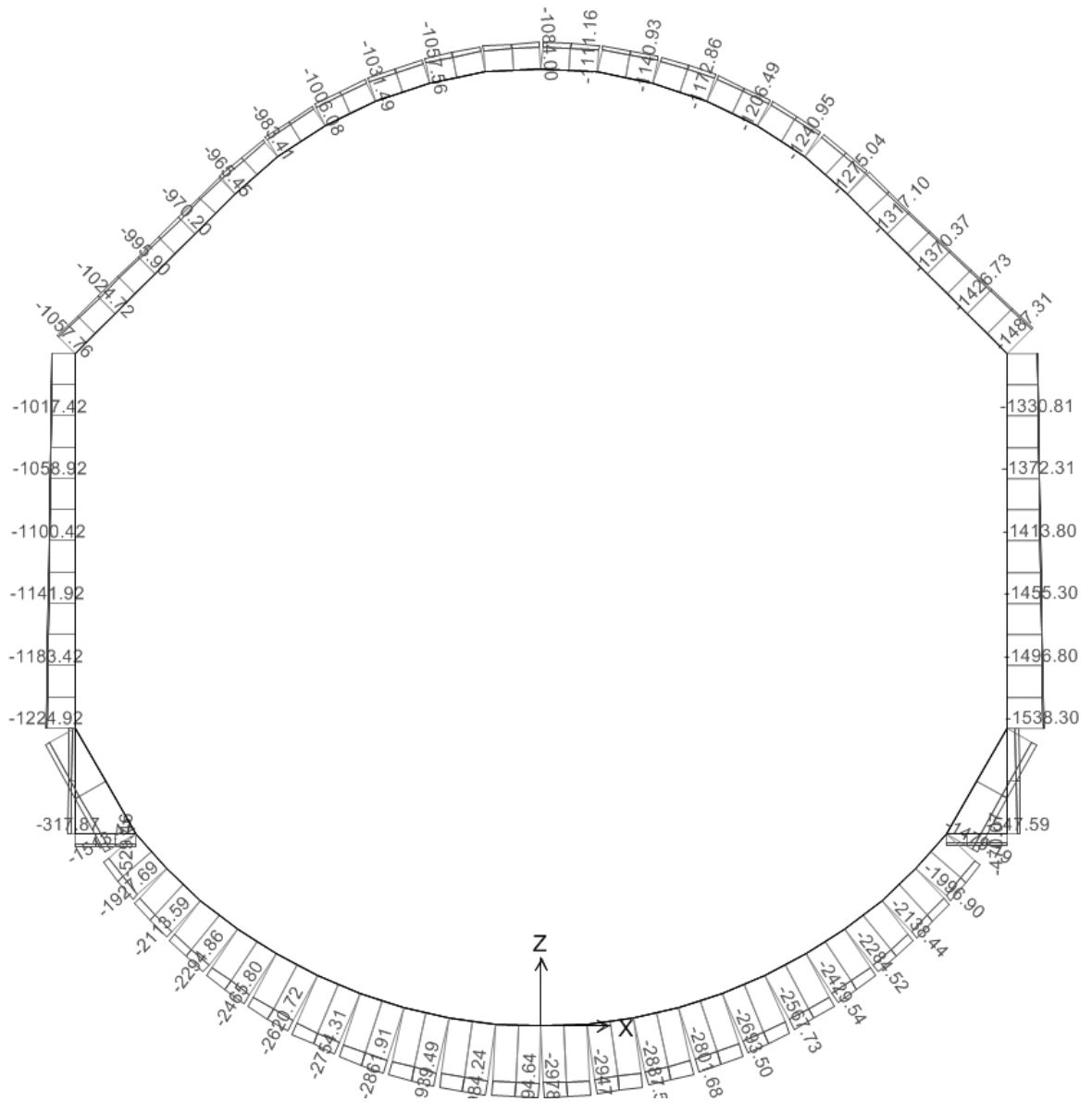


Figura 41: Azione assiale – Inviluppo SISMA SLV

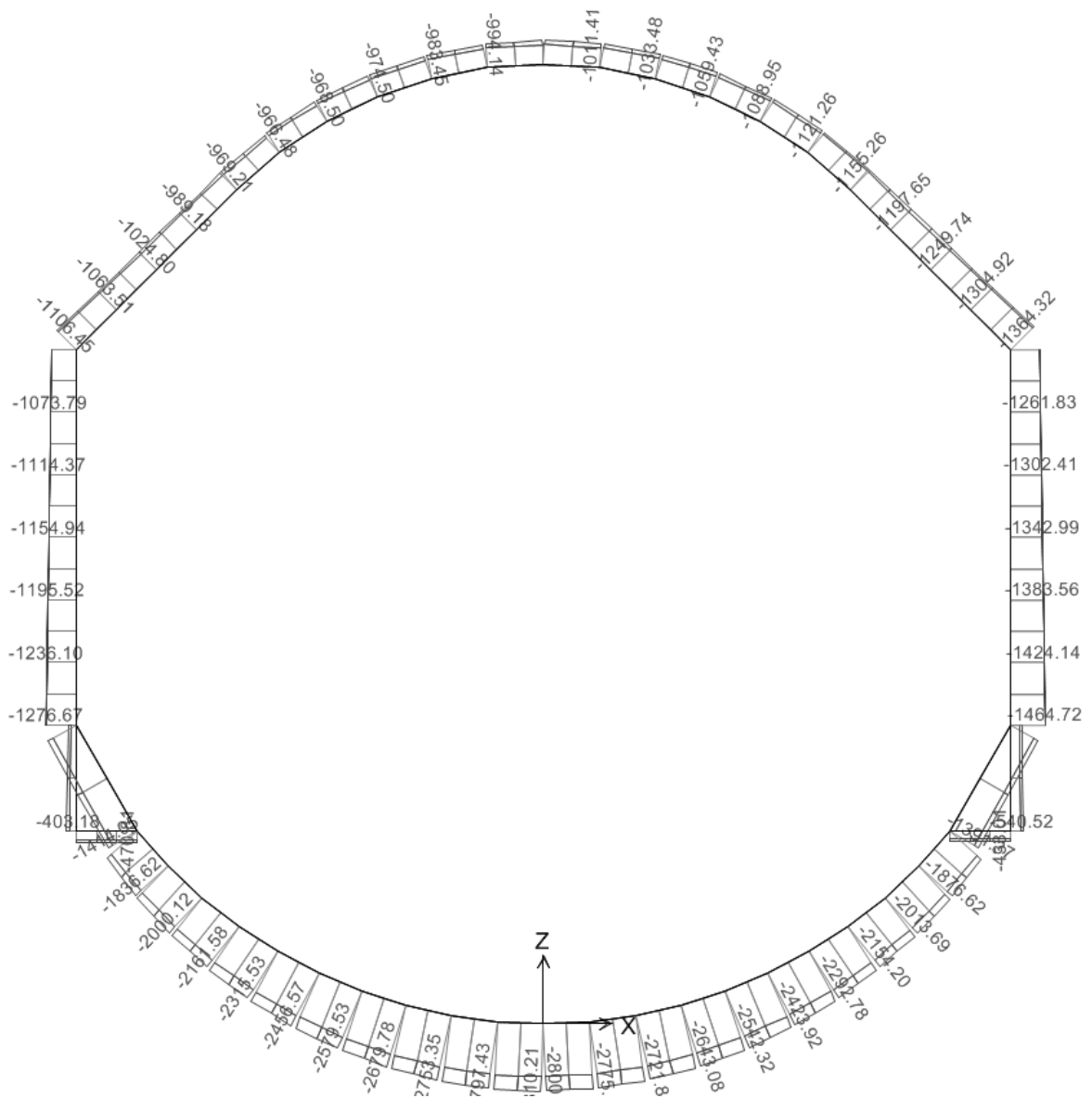
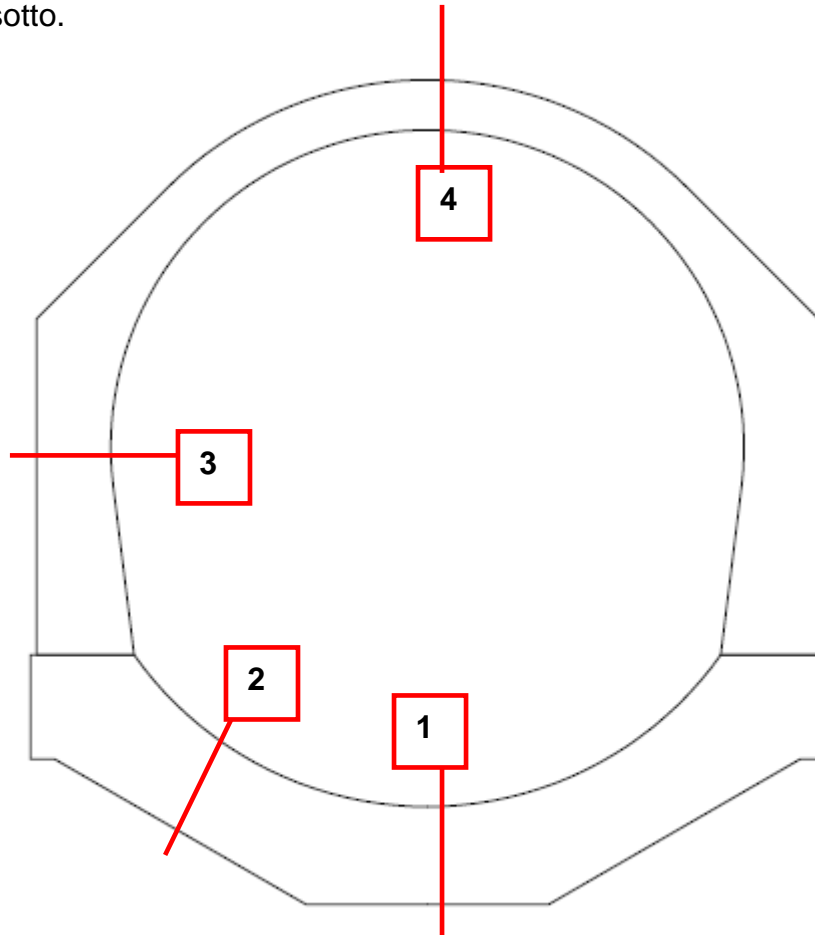


Figura 42: Azione assiale – Inviluppo SISMA SLD

11. VERIFICHE

L'armatura degli elementi strutturali è stata definita considerando le sollecitazioni più gravose sulla struttura, sia in combinazione statica sia in combinazione sismica.

Le sezioni considerate per il progetto della struttura sono presentate nel disegno sotto.



Nella tabella sottostante vengono presentate le dimensioni geometriche principali delle sei sezioni prese di verifica.

	b [m]	h [m]
SEZ 1	1	2
SEZ 2	1	2
SEZ 3	1	1.5
SEZ 4	1	1

11.1. SEZIONE 1-1

La verifica è stata eseguita considerando una sezione in c.a. con base 100 cm e altezza 200 cm. L'armatura è costituita da barre $\varnothing 26/20$ all'intradosso e da barre $\varnothing 26/10$ all'estradosso. L'armatura a taglio è costituita da spilli $\varnothing 14/40 \times 40$.

11.1.1. Senza falda

Calcestruzzo			
Classe	=	C35/45	
R_{ck}	\geq	45	MPa Valore caratteristico resistenza cubica
f_{ck}	=	37.35	MPa Valore caratteristico resistenza cilindrica
f_{cm}	=	45.35	MPa Valore medio resistenza cilindrica
f_{ctm}	=	3.35	MPa Valore medio resistenza a trazione semplice
f_{ctm}	=	4.02	MPa Valore medio resistenza a trazione per flessione
ν	=	0.2	Coefficiente di Poisson
E_{cm}	=	34625	MPa Modulo elastico
γ_c	=	1.5	Coefficiente parziale di sicurezza
α_{cc}	=	0.85	Coefficiente risuttivo per resistenze di lunga durata
f_{cd}	=	21.17	MPa Resistenza di calcolo a compressione
f_{ctd}	=	1.56	MPa Resistenza di calcolo a trazione
ϵ_{cu}	=	0.0035	Deformazione a rottura per il calcestruzzo
ϵ_{c0}	=	0.002	Def. limite del tratto a parabola del legame costitutivo del calcestruzzo
Valori per studio alle tensioni ammissibili:			
n	=	15	Coefficiente di omogeneizzazione
Acciaio per c.a.			
Tipo	=	B 450 C	
$f_{yk\ nom}$	=	450	MPa Valore nominale della tensione caratteristica di snervamento
$f_{tk\ nom}$	=	540	MPa Valore nominale della tensione caratteristica di rottura
γ_s	=	1.15	Coefficiente parziale di sicurezza
E_s	=	210000	MPa Modulo elastico
f_{yd}	=	391.3	MPa Resistenza di calcolo
ϵ_{su}	=	0.01	Deformazione a rottura per l'acciaio
Tensioni ammissibili			
$\sigma_{c\ amm}$	=	13.50	MPa tensione ammissibile del cls a compressione
τ_{c0}	=	0.80	MPa tensione ammissibile del cls a taglio senza l'ausilio di armatura
τ_{c1}	=	2.26	MPa tensione ammissibile del cls a taglio con l'ausilio di armatura
$\sigma_{s\ amm}$	=	255	MPa tensione ammissibile dall'acciaio
τ_b	=	2.40	MPa tensione tangenziale di aderenza delle barre
Caratteristiche geometriche			
Sezione di cls			
B	=	100	cm base
H	=	200	cm altezza
A_{cls}	=	20000	cmq area di cls
Sistema di armatura per sollecitazioni M_X-V_Y			



Collegamento autostradale Asti – Cuneo – Tronco II Lotto 6
PROGETTO ESECUTIVO
Galleria Verduno – Relazione di calcolo galleria artificiale – Lato Cherasco

Armatura longitudinale inferiore (per sollecitazione M_X positiva)

d1	=	26	mm	diametro ferri prima fila
c1	=	6.00	cm	copriferro ferri prima fila
il	=	10.00	cm	interasse ferri prima fila
As1	=	53.09	cmq	area acciaio ferri prima fila
As	=	53.09	cmq	area acciaio in zona tesa

Armatura longitudinale superiore (per sollecitazione M_X positiva)

d1	=	26	mm	diametro ferri prima fila
c1	=	6.00	cm	copriferro ferri prima fila
il	=	20.00	cm	interasse ferri prima fila
As'1	=	26.55	cmq	area acciaio ferri prima fila
As'	=	26.55	cmq	area di acciaio in zona compressa

Armatura trasversale, staffe e/o ferri piegati (per sollecitazione V_Y)

θ	=	30	°	Inclinazione della biella di cls (standard: 45°)
Asw 1° ordine:				
α	=	90	°	staffe: 90°; ferri piegati: angolo minore di 90°
n° bracci	=	2.5		
$\phi 1$	=	14	mm	Diametro staffe primo ordine
s	=	400	mm	Passo delle staffe

Sezione ideale interamente reagente omogeneizzata a cls

A_i	=	21195	cmq	area
$S_{i\ sup}^*$	=	2082546	cmc	momento statico superiore
$y_{gi\ sup}$	=	98.26	cm	posizione del baricentro rispetto alla fibra superiore
J_i	=	76867842	cm ⁴	momento d'inerzia
$W_{i\ sup}$	=	782303	cmc	momento resistente superiore
$W_{i\ inf}$	=	755520	cmc	momento resistente inferiore

Caratteristiche di esposizione e parametri per verifiche S.L.E.

Classe = XA3 classe di esposizione del sito

Condizioni ambientali: Molto aggressive

Armature poco sensibili alla corrosione.

La verifica alla fessurazione è effettuata considerando i risultati delle combinazioni Frequente e Quasi permanente.

La verifica alle tensioni è effettuata considerando i risultati delle combinazioni Rara e Quasi Permanente.

w_d - Frequente	≤	0.2	mm	apertura limite delle fessure per le combinazioni Frequente
w_d - Q.P.	≤	0.2	mm	apertura limite delle fessure per le combinazioni Quasi Permanente
σ_c Rara	≤	22.4	MPa	tensione limite nel calcestruzzo per le combinazioni Rara
σ_c Q.P.	≤	16.8	MPa	tensione limite nel calcestruzzo per le combinazioni Quasi Permanente
σ_s	≤	360.0	MPa	tensione limite per l'acciaio di armatura
beta	=	1.7	-	
beta 1	=	1.0	-	
beta 2	=	0.5	-	1,0 carichi di breve durata - 0,5 carichi di lunga durata o ciclici
k 2	=	0.4	-	0,4 barre ad aderenza migliorata

Verifica a taglio della sezione maggiormente sollecitata (V_Y):

Nella sezione sono previste armature trasversali resistenti a sollecitazioni di taglio.

$$V_{sd Y} = 530 \text{ kN} \quad \text{Massima azione di taglio agente sulla sezione}$$

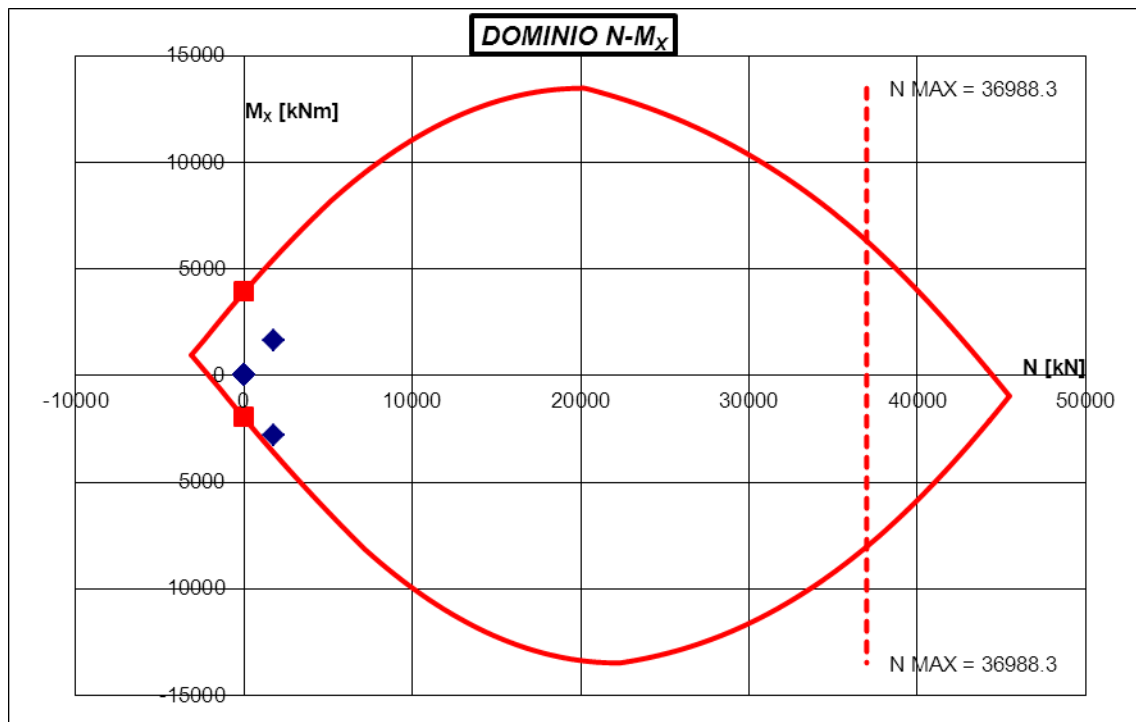
$$V_{Rd Y} = 974 \text{ kN} \quad \text{Risorsa resistente a taglio della sezione}$$

$$SF = 1.84 \quad [-] \quad \text{Coefficiente di sicurezza per sollecitazione } V_Y$$

La verifica a taglio per sollecitazione V_Y è soddisfatta.

Combinazioni di carico e verifica a pressoflessione retta

n°	COMB	N [kN]	MX [kNm]	VY [kN]	N+MX
					SF
1	STR	1800.0	-2815.0	530.0	1.29
2	SISMA SLV	1800.0	1640.0	350.0	3.35



COMBO	Verifica tensioni in esercizio								Verifica fessurazione				
	[kN]	[kNm]	[MPa]	[MPa]	[MPa]	[MPa]	[MPa]	[MPa]	[-]	[kNm]		[mm]	[mm]
	N	M_x	σ_c max	σ_c min	σ_s max	σ_s min	σ_s' max	σ_s' min	k 3	M form fess	Mf > M ?	wk' limite	wk'
RARA	1400.0	-2040.0	5.32	-	-69.6	-69.6	187.8	187.8	0.125	-3030.05	SI	-	-
FREQ	1400.0	-2040.0	5.32	-	-	-	-	-	0.125	-3030.05	SI	0.200	OK
QP	1400.0	-1810.0	4.64	-	-61.5	-61.5	144.5	144.5	0.125	-3030.05	SI	0.200	OK

Le verifiche allo Stato Limite Ultimo e allo Stato Limite di Esercizio sono soddisfatte.

11.1.2. Con falda

Verifica a taglio della sezione maggiormente sollecitata (V_Y):

Nella sezione sono previste armature trasversali resistenti a sollecitazioni di taglio.

$$V_{sdY} = 570 \text{ kN} \quad \text{Massima azione di taglio agente sulla sezione}$$

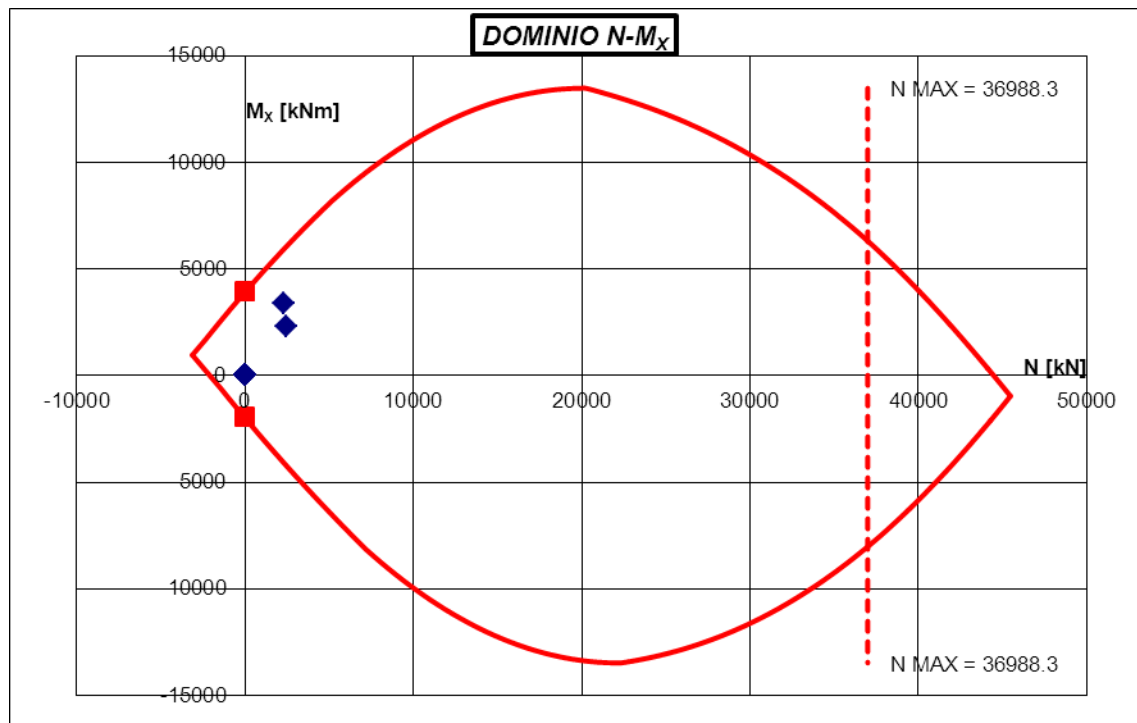
$$V_{RdY} = 974 \text{ kN} \quad \text{Risorsa resistente a taglio della sezione}$$

$$SF = 1.71 \quad [-] \quad \text{Coefficiente di sicurezza per sollecitazione } V_Y$$

La verifica a taglio per sollecitazione V_Y è soddisfatta.

Combinazioni di carico e verifica a pressoflessione retta

n°	COMB	N [kN]	MX [kNm]	VY [kN]	N+MX
					SF
1	STR	2500.0	2283.0	340.0	2.66
2	SISMA SLV	2300.0	3360.0	570.0	1.76



COMBO	Verifica tensioni in esercizio								Verifica fessurazione				
	[kN]	[kNm]	[MPa]	[MPa]	[MPa]	[MPa]	[MPa]	[MPa]	[-]	[kNm]		[mm]	[mm]
	N	M _x	σ _c max	σ _c min	σ _s max	σ _s min	σ _s ' max	σ _s ' min	k ₃	M form fess	M _f > M _?	wk' limite	wk'
RARA	1900.0	1680.0	3.84	-	48.5	48.5	-53.6	-53.6	0.125	3322.02	SI	-	-
FREQ	1900.0	1680.0	3.84	-	-	-	-	-	0.125	3322.02	SI	0.200	OK
QP	1900.0	1570.0	3.58	-	40.1	40.1	-50.2	-50.2	0.125	3322.02	SI	0.200	OK

Le verifiche allo Stato Limite Ultimo e allo Stato Limite di Esercizio sono soddisfatte.

11.2. SEZIONE 2-2

La verifica è stata eseguita considerando una sezione in c.a. con base 100 cm e altezza 200 cm. L'armatura è costituita da barre $\varnothing 26/20$ all'intradosso e da barre $\varnothing 26/10$ all'estradosso. L'armatura a taglio è costituita da spilli $\varnothing 14/40 \times 40$.

11.2.1. Senza falda

Calcestruzzo			
Classe	=	C35/45	
R_{ck}	\geq	45	MPa Valore caratteristico resistenza cubica
f_{ck}	=	37.35	MPa Valore caratteristico resistenza cilindrica
f_{cm}	=	45.35	MPa Valore medio resistenza cilindrica
f_{ctm}	=	3.35	MPa Valore medio resistenza a trazione semplice
f_{cfm}	=	4.02	MPa Valore medio resistenza a trazione per flessione
ν	=	0.2	Coefficiente di Poisson
E_{cm}	=	34625	MPa Modulo elastico
γ_c	=	1.5	Coefficiente parziale di sicurezza
α_{cc}	=	0.85	Coefficiente risuttivo per resistenze di lunga durata
f_{cd}	=	21.17	MPa Resistenza di calcolo a compressione
f_{ctd}	=	1.56	MPa Resistenza di calcolo a trazione
ϵ_{cu}	=	0.0035	Deformazione a rottura per il calcestruzzo
ϵ_{c0}	=	0.002	Def. limite del tratto a parabola del legame costitutivo del calcestruzzo
Valori per studio alle tensioni ammissibili:			
n	=	15	Coefficiente di omogeneizzazione
Acciaio per c.a.			
Tipo	=	B 450 C	
$f_{yk\ nom}$	=	450	MPa Valore nominale della tensione caratteristica di snervamento
$f_{tk\ nom}$	=	540	MPa Valore nominale della tensione caratteristica di rottura
γ_s	=	1.15	Coefficiente parziale di sicurezza
E_s	=	210000	MPa Modulo elastico
f_{yd}	=	391.3	MPa Resistenza di calcolo
ϵ_{su}	=	0.01	Deformazione a rottura per l'acciaio
Tensioni ammissibili			
$\sigma_{c\ amm}$	=	13.50	MPa tensione ammissibile del cls a compressione
τ_{c0}	=	0.80	MPa tensione ammissibile del cls a taglio senza l'ausilio di armatura
τ_{c1}	=	2.26	MPa tensione ammissibile del cls a taglio con l'ausilio di armatura
$\sigma_{s\ amm}$	=	255	MPa tensione ammissibile dall'acciaio
τ_b	=	2.40	MPa tensione tangenziale di aderenza delle barre
Caratteristiche geometriche			
Sezione di cls			
B	=	100	cm base
H	=	200	cm altezza
A cls	=	20000	cmq area di cls

Sistema di armatura per sollecitazioni M_X-V_Y

Armatura longitudinale inferiore (per sollecitazione $M_{X\text{ positiva}}$)

d1	=	26	mm	diametro ferri prima fila
c1	=	6.00	cm	copriferro ferri prima fila
i1	=	10.00	cm	interasse ferri prima fila
As1	=	53.09	cmq	area acciaio ferri prima fila
As	=	53.09	cmq	area acciaio in zona tesa

Armatura longitudinale superiore (per sollecitazione $M_{X\text{ positiva}}$)

d1	=	26	mm	diametro ferri prima fila
c1	=	6.00	cm	copriferro ferri prima fila
i1	=	20.00	cm	interasse ferri prima fila
As'1	=	26.55	cmq	area acciaio ferri prima fila
As'	=	26.55	cmq	area di acciaio in zona compressa

Armatura trasversale, staffe e/o ferri piegati (per sollecitazione V_Y)

θ	=	30	°	Inclinazione della biella di cls (standard: 45°)
Asw 1° ordine:				
α	=	90	°	staffe: 90°; ferri piegati: angolo minore di 90°
n° bracci	=	2.5		
$\varphi 1$	=	14	mm	Diametro staffe primo ordine
s	=	400	mm	Passo delle staffe

Sezione ideale interamente reagente omogeneizzata a cls

A_i	=	21195	cmq	area
$S_{i\text{ sup}}^*$	=	2082546	cmc	momento statico superiore
$y_{gi\text{ sup}}$	=	98.26	cm	posizione del baricentro rispetto alla fibra superiore
J_i	=	76867842	cm ⁴	momento d'inerzia
$W_{i\text{ sup}}$	=	782303	cmc	momento resistente superiore
$W_{i\text{ inf}}$	=	755520	cmc	momento resistente inferiore

Caratteristiche di esposizione e parametri per verifiche S.L.E.

Classe = XA3 classe di esposizione del sito

Condizioni ambientali: Molto aggressive

Armature poco sensibili alla corrosione.

La verifica alla fessurazione è effettuata considerando i risultati delle combinazioni Frequente e Quasi permanente.

La verifica alle tensioni è effettuata considerando i risultati delle combinazioni Rara e Quasi Permanente.

w_d - Frequente	≤	0.2	mm	apertura limite delle fessure per le combinazioni Frequente
w_d - Q.P.	≤	0.2	mm	apertura limite delle fessure per le combinazioni Quasi Permanente
σ_c Rara	≤	22.4	MPa	tensione limite nel calcestruzzo per le combinazioni Rara
σ_c Q.P.	≤	16.8	MPa	tensione limite nel calcestruzzo per le combinazioni Quasi Permanente
σ_s	≤	360.0	MPa	tensione limite per l'acciaio di armatura
beta	=	1.7	-	
beta 1	=	1.0	-	
beta 2	=	0.5	-	1,0 carichi di breve durata - 0,5 carichi di lunga durata o ciclici
k 2	=	0.4	-	0,4 barre ad aderenza migliorata

Verifica a taglio della sezione maggiormente sollecitata (V_Y):

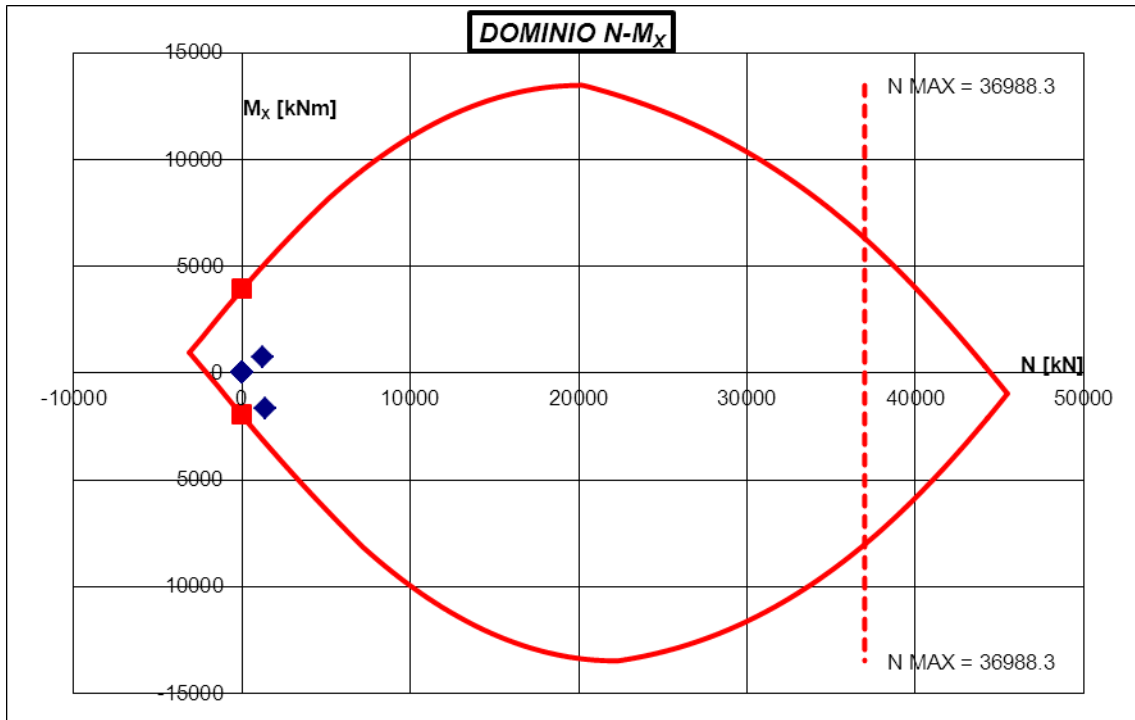
Nella sezione sono previste armature trasversali resistenti a sollecitazioni di taglio.

$V_{sd\ Y}$	=	530	kN	Massima azione di taglio agente sulla sezione
$V_{Rd\ Y}$	=	974	kN	Risorsa resistente a taglio della sezione
SF	=	1.84	[-]	Coefficiente di sicurezza per sollecitazione V_Y

La verifica a taglio per sollecitazione VY è soddisfatta.

Combinazioni di carico e verifica a pressoflessione retta

n°	COMB	N [kN]	MX [kNm]	VY [kN]	N+MX
					SF
1	STR	1400.0	-1690.0	530.0	1.94
2	SISMA SLV	1250.0	720.0	350.0	6.97



COMBO	Verifica tensioni in esercizio								Verifica fessurazione				
	[kN]	[kNm]	[MPa]	[MPa]	[MPa]	[MPa]	[MPa]	[MPa]	[-]	[kNm]		[mm]	[mm]
	N	M _x	σc max	σc min	σs max	σs min	σs' max	σs' min	k 3	M form fess	Mf > M ?	wk' limite	wk'
RARA	1050.0	-1250.0	3.16	-	-42.3	-42.3	88.8	88.8	0.125	-2905.28	SI	-	-
FREQ	1050.0	-1250.0	3.16	-	-	-	-	-	0.125	-2905.28	SI	0.200	OK
QP	1050.0	-1150.0	2.86	-	-38.5	-38.5	71.4	71.4	0.125	-2905.28	SI	0.200	OK

Le verifiche allo Stato Limite Ultimo e allo Stato Limite di Esercizio sono soddisfatte.

11.2.2. Con falda

Verifica a taglio della sezione maggiormente sollecitata (V_Y):

Nella sezione sono previste armature trasversali resistenti a sollecitazioni di taglio.

$$V_{sdY} = 670 \text{ kN} \quad \text{Massima azione di taglio agente sulla sezione}$$

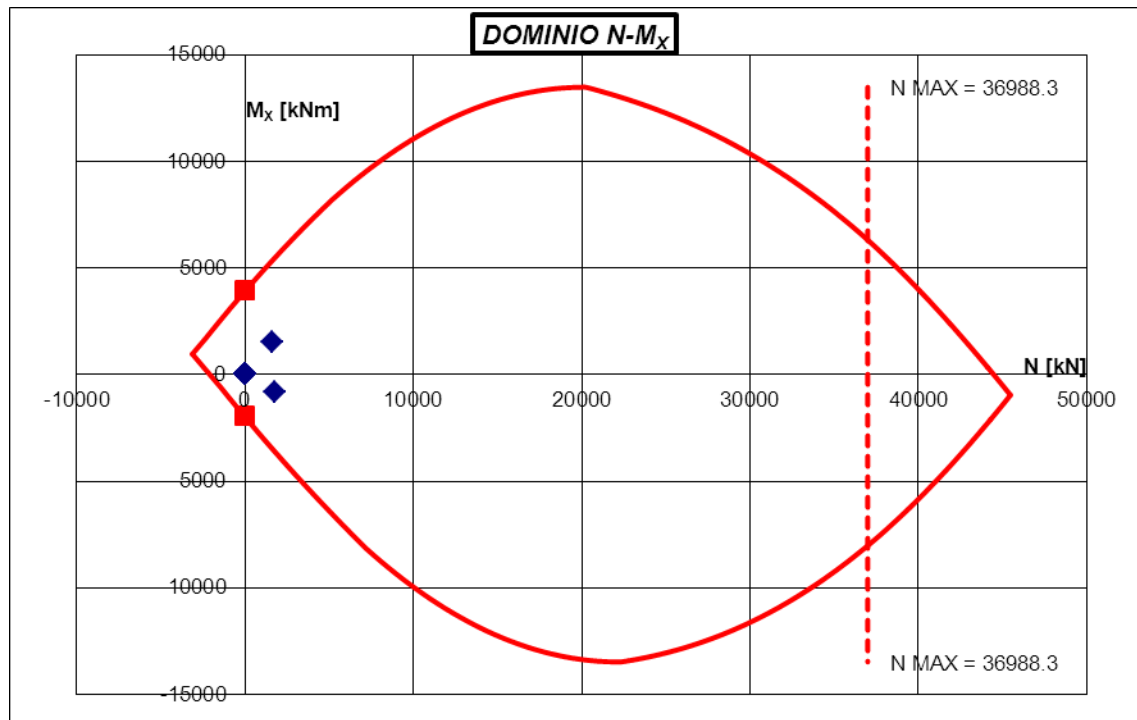
$$V_{RdY} = 974 \text{ kN} \quad \text{Risorsa resistente a taglio della sezione}$$

$$SF = 1.45 \quad [-] \quad \text{Coefficiente di sicurezza per sollecitazione } V_Y$$

La verifica a taglio per sollecitazione V_Y è soddisfatta.

Combinazioni di carico e verifica a pressoflessione retta

n°	COMB	N [kN]	MX [kNm]	VY [kN]	N+MX
					SF
1	STR	1800.0	-800.0	340.0	4.54
2	SISMA SLV	1600.0	1530.0	670.0	3.48



COMBO	Verifica tensioni in esercizio								Verifica fessurazione				
	[kN]	[kNm]	[MPa]	[MPa]	[MPa]	[MPa]	[MPa]	[MPa]	[-]	[kNm]	Mf > M ?	[mm]	[mm]
	N	M _x	σc max	σc min	σs max	σs min	σs' max	σs' min	k 3	M form fess		wk' limite	wk'
RARA	1400.0	-560.0	1.35	-	-19.5	-19.5	0.1	0.1	0.125	-3030.05	SI	-	-
FREQ	1400.0	-560.0	1.35	-	-	-	-	-	0.125	-3030.05	SI	0.200	OK
QP	1400.0	-460.0	0.08	1.22	-17.6	-17.6	-1.9	-1.9	0.125	-3030.05	SI	0.200	OK

Le verifiche allo Stato Limite Ultimo e allo Stato Limite di Esercizio sono soddisfatte.

11.3. SEZIONE 3-3

La verifica è stata eseguita considerando una sezione in c.a. con base 100 cm e altezza 150 cm. L'armatura è costituita da barre $\varnothing 26/20$ all'intradosso e da barre $\varnothing 26/20$ all'estradosso. L'armatura a taglio è costituita da spilli $\varnothing 14/30 \times 40$ con infittimento degli spilli ala base del piedritto $\varnothing 14/30 \times 40$.

11.3.1. Senza falda

Calcestruzzo			
Classe	=	C32/40	
R_{ck}	\geq	40	MPa Valore caratteristico resistenza cubica
f_{ck}	=	33.2	MPa Valore caratteristico resistenza cilindrica
f_{cm}	=	41.2	MPa Valore medio resistenza cilindrica
f_{ctm}	=	3.10	MPa Valore medio resistenza a trazione semplice
f_{ctm}	=	3.72	MPa Valore medio resistenza a trazione per flessione
ν	=	0.2	Coefficiente di Poisson
E_{cm}	=	33643	MPa Modulo elastico
γ_c	=	1.5	Coefficiente parziale di sicurezza
α_{cc}	=	0.85	Coefficiente risuttivo per resistenze di lunga durata
f_{cd}	=	18.81	MPa Resistenza di calcolo a compressione
f_{ctd}	=	1.45	MPa Resistenza di calcolo a trazione
ϵ_{cu}	=	0.0035	Deformazione a rottura per il calcestruzzo
ϵ_{c0}	=	0.002	Def. limite del tratto a parabola del legame costitutivo del calcestruzzo
Valori per studio alle tensioni ammissibili:			
n	=	15	Coefficiente di omogeneizzazione
Acciaio per c.a.			
Tipo	=	B 450 C	
$f_{yk\ nom}$	=	450	MPa Valore nominale della tensione caratteristica di snervamento
$f_{tk\ nom}$	=	540	MPa Valore nominale della tensione caratteristica di rottura
γ_s	=	1.15	Coefficiente parziale di sicurezza
E_s	=	210000	MPa Modulo elastico
f_{yd}	=	391.3	MPa Resistenza di calcolo
ϵ_{su}	=	0.01	Deformazione a rottura per l'acciaio
Tensioni ammissibili			
$\sigma_{c\ amm}$	=	12.25	MPa tensione ammissibile del cls a compressione
τ_{c0}	=	0.73	MPa tensione ammissibile del cls a taglio senza l'ausilio di armatura
τ_{c1}	=	2.11	MPa tensione ammissibile del cls a taglio con l'ausilio di armatura
$\sigma_{s\ amm}$	=	255	MPa tensione ammissibile dall'acciaio
τ_b	=	2.20	MPa tensione tangenziale di aderenza delle barre
Caratteristiche geometriche			
Sezione di cls			
B	=	100	cm base



H	=	150	cm	altezza
A cls	=	15000	cmq	area di cls
Sistema di armatura per sollecitazioni M_X-V_Y				
Armatura longitudinale inferiore (per sollecitazione $M_{X_{positiva}}$)				
d1	=	26	mm	diametro ferri prima fila
c1	=	6.00	cm	copriferro ferri prima fila
i1	=	20.00	cm	interasse ferri prima fila
As1	=	26.55	cmq	area acciaio ferri prima fila
As	=	26.55	cmq	area acciaio in zona tesa
Armatura longitudinale superiore (per sollecitazione $M_{X_{positiva}}$)				
d1	=	26	mm	diametro ferri prima fila
c1	=	6.00	cm	copriferro ferri prima fila
i1	=	20.00	cm	interasse ferri prima fila
As'1	=	26.55	cmq	area acciaio ferri prima fila
As'	=	26.55	cmq	area di acciaio in zona compressa
Armatura trasversale, staffe e/o ferri piegati (per sollecitazione V_Y)				
θ	=	30	°	Inclinazione della biella di cls (standard: 45°)
Asw 1° ordine:				
α	=	90	°	staffe: 90°; ferri piegati: angolo minore di 90°
n° bracci	=	2.5		
$\phi 1$	=	14	mm	Diametro staffe primo ordine
s	=	300	mm	Passo delle staffe
Sezione ideale interamente reagente omogeneizzata a cls				
A_i	=	15796	cmq	area
$S^*_{i\ sup}$	=	1184730	cmc	momento statico superiore
$y_{gi\ sup}$	=	75.00	cm	posizione del baricentro rispetto alla fibra superiore
J_i	=	31775103	cm ⁴	momento d'inerzia
$W_{i\ sup}$	=	423668	cmc	momento resistente superiore
$W_{i\ inf}$	=	423668	cmc	momento resistente inferiore
Caratteristiche di esposizione e parametri per verifiche S.L.E.				
Classe	=	XF3		classe di esposizione del sito
Condizioni ambientali: Aggressive				
Armature poco sensibili alla corrosione.				
La verifica alla fessurazione è effettuata considerando i risultati delle combinazioni Frequente e Quasi permanente.				
La verifica alle tensioni è effettuata considerando i risultati delle combinazioni Rara e Quasi Permanente.				
w_d - Frequente	≤	0.3	mm	apertura limite delle fessure per le combinazioni Frequente
w_d - Q.P.	≤	0.2	mm	apertura limite delle fessure per le combinazioni Quasi Permanente
σ_c Rara	≤	19.9	MPa	tensione limite nel calcestruzzo per le combinazioni Rara
σ_c Q.P.	≤	14.9	MPa	tensione limite nel calcestruzzo per le combinazioni Quasi Permanente
σ_s	≤	360.0	MPa	tensione limite per l'acciaio di armatura
beta	=	1.7	-	
beta 1	=	1.0	-	
beta 2	=	0.5	-	1,0 carichi di breve durata - 0,5 carichi di lunga durata o ciclici
k 2	=	0.4	-	0,4 barre ad aderenza migliorata

Verifica a taglio della sezione maggiormente sollecitata (V_Y):

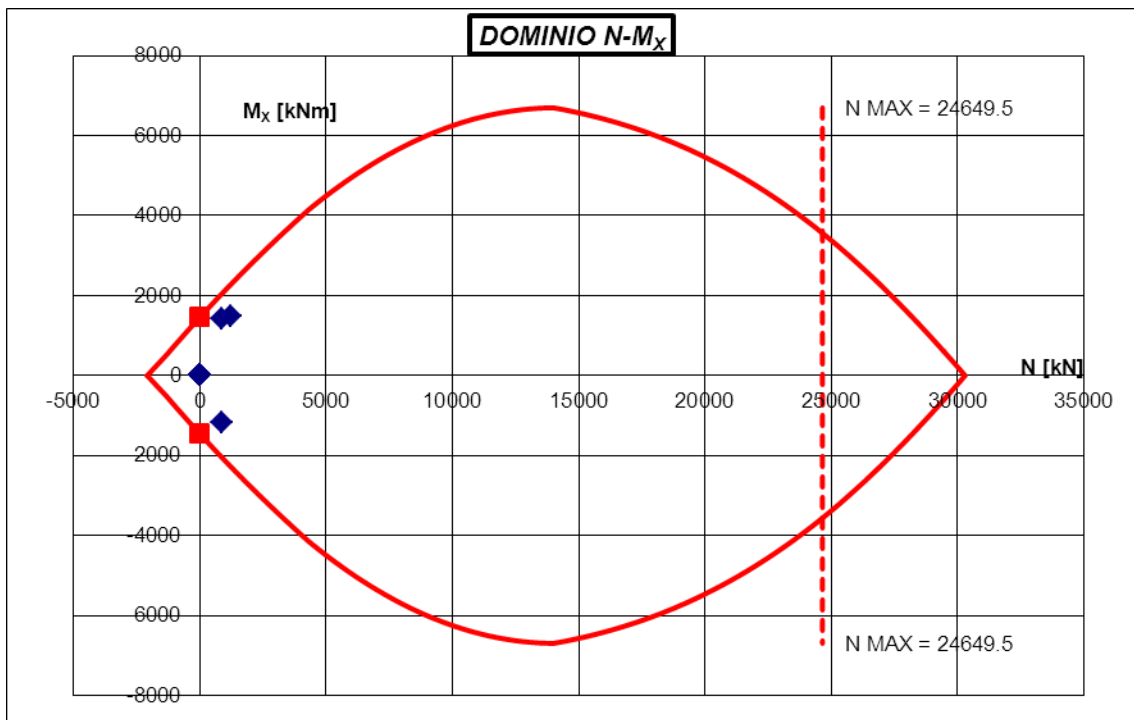
Nella sezione sono previste armature trasversali resistenti a sollecitazioni di taglio.

$$V_{sd\ Y} = 730 \text{ kN} \text{ Massima azione di taglio agente sulla sezione}$$

$V_{RdY} = 974 \text{ kN}$ Risorsa resistente a taglio della sezione
 $SF = 1.33 [-]$ Coefficiente di sicurezza per sollecitazione V_Y
 La verifica a taglio per sollecitazione V_Y è soddisfatta.

Combinazioni di carico e verifica a pressoflessione retta

n°	COMB	N [kN]	MX [kNm]	VY [kN]	N+MX
					SF
1	STR	1250.0	1490.0	730.0	1.54
2	SISMA SLV	900.0	-1180.0	680.0	1.75
3	SISMA SLV	900.0	1430.0	680.0	1.44



COMBO	Verifica tensioni in esercizio								Verifica fessurazione				
	[kN]	[kNm]	[MPa]	[MPa]	[MPa]	[MPa]	[MPa]	[MPa]	[-]	[kNm]	Mf > M ?	[mm]	[mm]
	N	M _x	σc max	σc min	σs max	σs min	σs' max	σs' min	k 3	M form fess		wk' limite	wk'
RARA	1000.0	550.0	2.28	-	22.7	22.7	-31.3	-31.3	0.125	1581.58	SI	-	-
FREQ	1000.0	550.0	2.28	-	-	-	-	-	0.125	1581.58	SI	0.300	OK
QP	1000.0	510.0	2.09	-	17.1	17.1	-28.9	-28.9	0.125	1581.58	SI	0.200	OK

Le verifiche allo Stato Limite Ultimo e allo Stato Limite di Esercizio sono soddisfatte.

11.3.2. Con falda

Verifica a taglio della sezione maggiormente sollecitata (V_Y):

Nella sezione sono previste armature trasversali resistenti a sollecitazioni di taglio.

$$V_{sdY} = 950 \text{ kN} \quad \text{Massima azione di taglio agente sulla sezione}$$

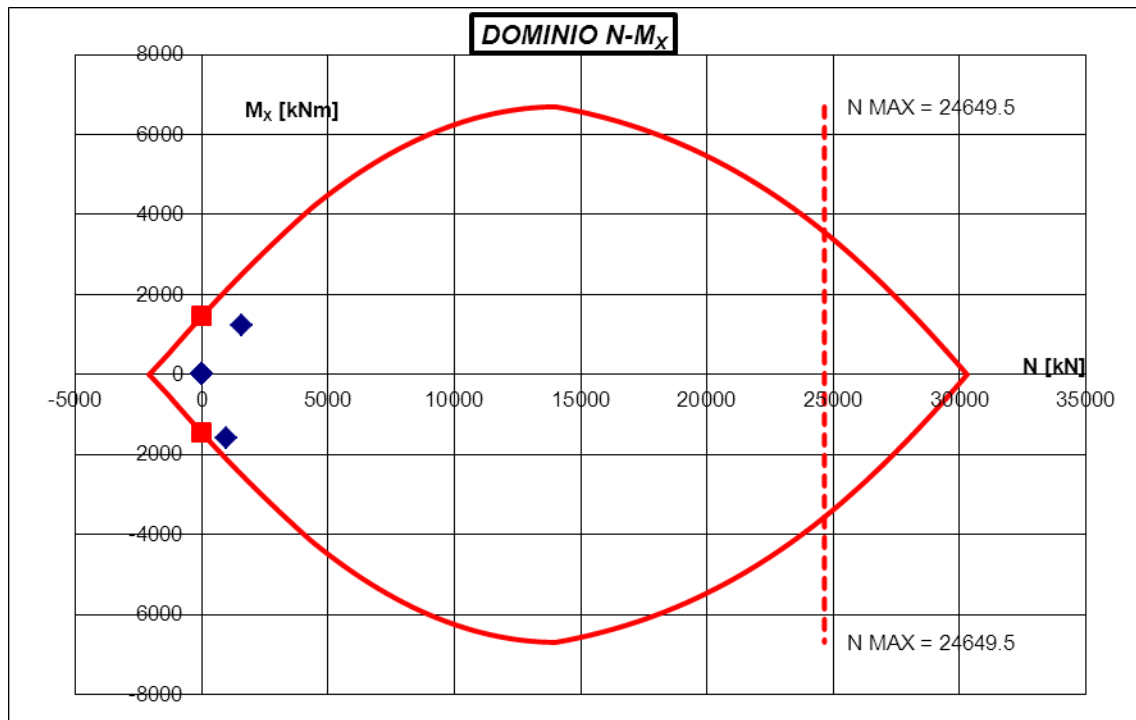
$$V_{RdY} = 1948 \text{ kN} \quad \text{Risorsa resistente a taglio della sezione}$$

$$SF = 2.05 \quad [-] \quad \text{Coefficiente di sicurezza per sollecitazione } V_Y$$

La verifica a taglio per sollecitazione V_Y è soddisfatta.

Combinazioni di carico e verifica a pressoflessione retta

n°	COMB	N [kN]	MX [kNm]	VY [kN]	N+MX
					SF
1	STR	1600.0	1230.0	790.0	2.05
2	SISMA SLV	1000.0	-1590.0	950.0	1.34



COMBO	Verifica tensioni in esercizio								Verifica fessurazione				
	[kN]	[kNm]	[MPa]	[MPa]	[MPa]	[MPa]	[MPa]	[MPa]	[-]	[kNm]		[mm]	[mm]
	N	M _x	σ _c max	σ _c min	σ _s max	σ _s min	σ _s ' max	σ _s ' min	k ₃	M form fess	M _f > M ?	wk' limite	wk'
RARA	1200.0	890.0	3.89	-	71.0	71.0	-51.7	-51.7	0.125	1635.22	SI	-	-
FREQ	1200.0	890.0	3.89	-	-	-	-	-	0.125	1635.22	SI	0.300	OK
QP	1200.0	780.0	3.32	-	48.0	48.0	-44.8	-44.8	0.125	1635.22	SI	0.200	OK

Le verifiche allo Stato Limite Ultimo e allo Stato Limite di Esercizio sono soddisfatte.

11.4. SEZIONE 4-4

La verifica è stata eseguita considerando una sezione in c.a. con base 100 cm e altezza 100 cm. L'armatura è costituita da barre $\phi 26/20$ all'intradosso e da barre $\phi 26/20$ all'estradosso. L'armatura a taglio è costituita da spilli $\phi 14/30 \times 40$.

11.4.1. Senza falda

Calcestruzzo			
Classe	=	C32/40	
R_{ck}	\geq	40	MPa Valore caratteristico resistenza cubica
f_{ck}	=	33.2	MPa Valore caratteristico resistenza cilindrica
f_{cm}	=	41.2	MPa Valore medio resistenza cilindrica
f_{ctm}	=	3.10	MPa Valore medio resistenza a trazione semplice
f_{cfm}	=	3.72	MPa Valore medio resistenza a trazione per flessione
ν	=	0.2	Coefficiente di Poisson
E_{cm}	=	33643	MPa Modulo elastico
γ_c	=	1.5	Coefficiente parziale di sicurezza
α_{cc}	=	0.85	Coefficiente risuttivo per resistenze di lunga durata
f_{cd}	=	18.81	MPa Resistenza di calcolo a compressione
f_{ctd}	=	1.45	MPa Resistenza di calcolo a trazione
ϵ_{cu}	=	0.0035	Deformazione a rottura per il calcestruzzo
ϵ_{c0}	=	0.002	Def. limite del tratto a parabola del legame costitutivo del calcestruzzo
Valori per studio alle tensioni ammissibili:			
n	=	15	Coefficiente di omogeneizzazione
Acciaio per c.a.			
Tipo	=	B 450 C	
$f_{yk\ nom}$	=	450	MPa Valore nominale della tensione caratteristica di snervamento
$f_{tk\ nom}$	=	540	MPa Valore nominale della tensione caratteristica di rottura
γ_s	=	1.15	Coefficiente parziale di sicurezza
E_s	=	210000	MPa Modulo elastico
f_{yd}	=	391.3	MPa Resistenza di calcolo
ϵ_{su}	=	0.01	Deformazione a rottura per l'acciaio
Tensioni ammissibili			
$\sigma_{c\ amm}$	=	12.25	MPa tensione ammissibile del cls a compressione
τ_{c0}	=	0.73	MPa tensione ammissibile del cls a taglio senza l'ausilio di armatura
τ_{c1}	=	2.11	MPa tensione ammissibile del cls a taglio con l'ausilio di armatura
$\sigma_{s\ amm}$	=	255	MPa tensione ammissibile dall'acciaio
τ_b	=	2.20	MPa tensione tangenziale di aderenza delle barre
Caratteristiche geometriche			
Sezione di cls			
B	=	100	cm base
H	=	100	cm altezza
A cls	=	10000	cmq area di cls

Sistema di armatura per sollecitazioni M_X-V_Y

Armatura longitudinale inferiore (per sollecitazione $M_{X \text{ positiva}}$)

d1	=	26	mm	diametro ferri prima fila
c1	=	6.00	cm	copriferro ferri prima fila
i1	=	20.00	cm	interasse ferri prima fila
As1	=	26.55	cmq	area acciaio ferri prima fila
As	=	26.55	cmq	area acciaio in zona tesa

Armatura longitudinale superiore (per sollecitazione $M_{X \text{ positiva}}$)

d1	=	26	mm	diametro ferri prima fila
c1	=	6.00	cm	copriferro ferri prima fila
i1	=	20.00	cm	interasse ferri prima fila
As'1	=	26.55	cmq	area acciaio ferri prima fila
As'	=	26.55	cmq	area di acciaio in zona compressa

Armatura trasversale, staffe e/o ferri piegati (per sollecitazione V_Y)

θ	=	30	°	Inclinazione della biella di cls (standard: 45°)
Asw 1° ordine:				
α	=	90	°	staffe: 90°; ferri piegati: angolo minore di 90°
n° bracci	=	2.5		
$\varphi 1$	=	14	mm	Diametro staffe primo ordine
s	=	300	mm	Passo delle staffe

Sezione ideale interamente reagente omogeneizzata a cls

A_i	=	10796	cmq	area
$S_{i \text{ sup}}^*$	=	539820	cmc	momento statico superiore
$y_{gi \text{ sup}}$	=	50.00	cm	posizione del baricentro rispetto alla fibra superiore
J_i	=	9785390	cm ⁴	momento d'inerzia
$W_{i \text{ sup}}$	=	195708	cmc	momento resistente superiore
$W_{i \text{ inf}}$	=	195708	cmc	momento resistente inferiore

Caratteristiche di esposizione e parametri per verifiche S.L.E.

Classe = XF3 classe di esposizione del sito

Condizioni ambientali: Aggressive

Armature poco sensibili alla corrosione.

La verifica alla fessurazione è effettuata considerando i risultati delle combinazioni Frequente e Quasi permanente.

La verifica alle tensioni è effettuata considerando i risultati delle combinazioni Rara e Quasi Permanente.

w_d - Frequente	≤	0.3	mm	apertura limite delle fessure per le combinazioni Frequente
w_d - Q.P.	≤	0.2	mm	apertura limite delle fessure per le combinazioni Quasi Permanente
σ_c Rara	≤	19.9	MPa	tensione limite nel calcestruzzo per le combinazioni Rara
σ_c Q.P.	≤	14.9	MPa	tensione limite nel calcestruzzo per le combinazioni Quasi Permanente
σ_s	≤	360.0	MPa	tensione limite per l'acciaio di armatura
beta	=	1.7	-	
beta 1	=	1.0	-	
beta 2	=	0.5	-	1,0 carichi di breve durata - 0,5 carichi di lunga durata o ciclici
k 2	=	0.4	-	0,4 barre ad aderenza migliorata

Verifica a taglio della sezione maggiormente sollecitata (V_Y):

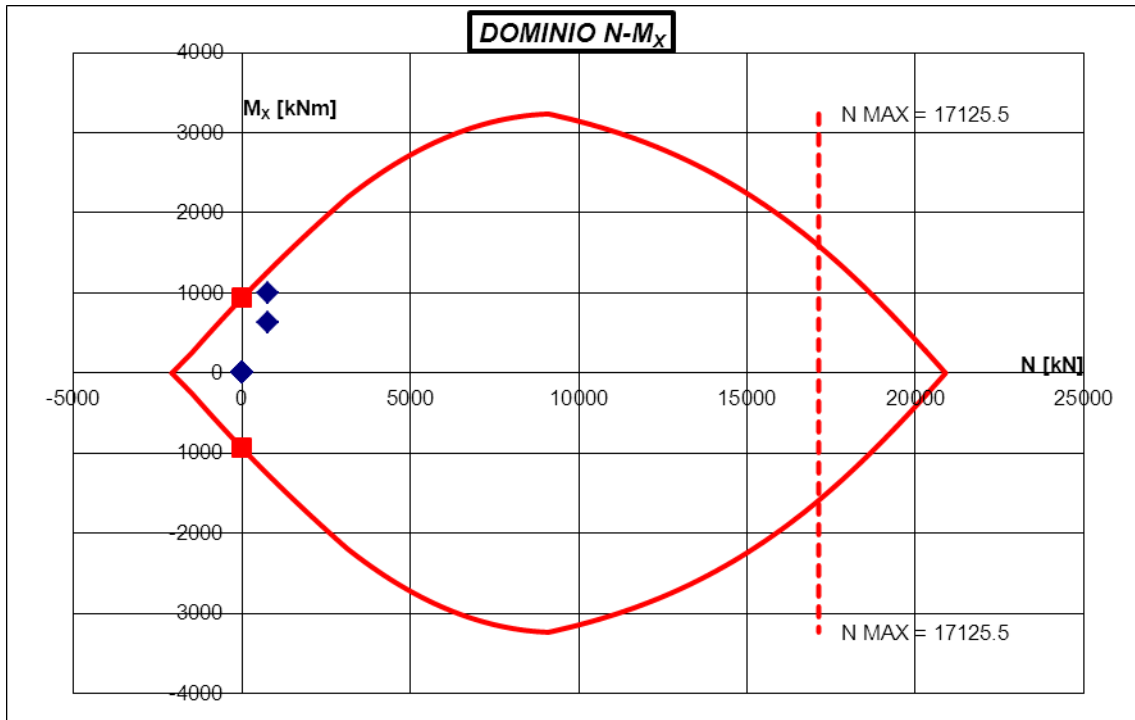
Nella sezione sono previste armature trasversali resistenti a sollecitazioni di taglio.

$V_{sd Y}$	=	400	kN	Massima azione di taglio agente sulla sezione
$V_{Rd Y}$	=	649	kN	Risorsa resistente a taglio della sezione
SF	=	1.62	[-]	Coefficiente di sicurezza per sollecitazione V_Y

La verifica a taglio per sollecitazione VY è soddisfatta.

Combinazioni di carico e verifica a pressoflessione retta

n°	COMB	N [kN]	MX [kNm]	VY [kN]	N+MX
					SF
1	STR	770.0	630.0	400.0	2.01
2	SISMA SLV	770.0	1000.0	250.0	1.26



COMBO	Verifica tensioni in esercizio								Verifica fessurazione				
	[kN]	[kNm]	[MPa]	[MPa]	[MPa]	[MPa]	[MPa]	[MPa]	[-]	[kNm]		[mm]	[mm]
	N	M _x	σ _c max	σ _c min	σ _s max	σ _s min	σ _s ' max	σ _s ' min	k 3	M form fess	M _f > M ?	wk' limite	wk'
RARA	600.0	450.0	4.14	-	100.2	100.2	-49.3	-49.3	0.125	715.46	SI	-	-
FREQ	600.0	450.0	4.14	-	-	-	-	-	0.125	715.46	SI	0.300	OK
QP	600.0	390.0	3.57	-	75.7	75.7	-43.4	-43.4	0.125	715.46	SI	0.200	OK

Le verifiche allo Stato Limite Ultimo e allo Stato Limite di Esercizio sono soddisfatte.

11.4.2. Con falda

Verifica a taglio della sezione maggiormente sollecitata (V_Y):

Nella sezione sono previste armature trasversali resistenti a sollecitazioni di taglio.

$$V_{sd Y} = 550 \text{ kN} \quad \text{Massima azione di taglio agente sulla sezione}$$

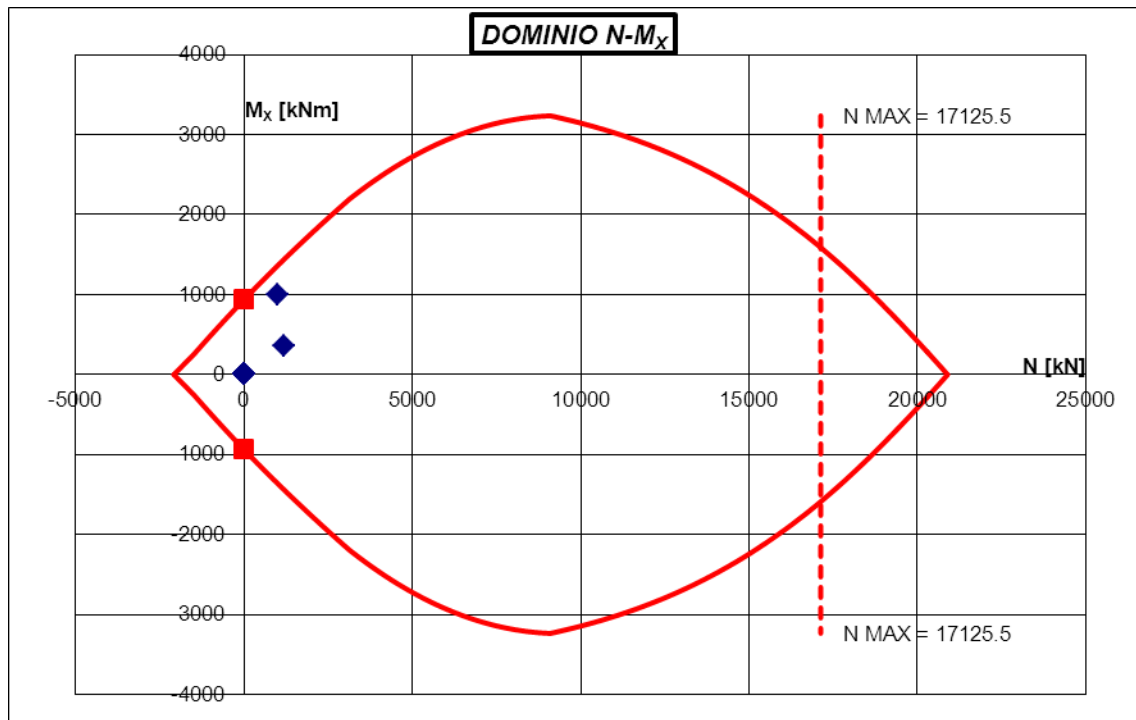
$$V_{Rd Y} = 649 \text{ kN} \quad \text{Risorsa resistente a taglio della sezione}$$

$$SF = 1.18 \quad [-] \quad \text{Coefficiente di sicurezza per sollecitazione } V_Y$$

La verifica a taglio per sollecitazione V_Y è soddisfatta.

Combinazioni di carico e verifica a pressoflessione retta

n°	COMB	N [kN]	M _X [kNm]	V _Y [kN]	N+M _X
					SF
1	STR	1200.0	360.0	550.0	4.01
2	SISMA SLV	1000.0	1000.0	300.0	1.36



COMBO	Verifica tensioni in esercizio								Verifica fessurazione				
	[kN]	[kNm]	[MPa]	[MPa]	[MPa]	[MPa]	[MPa]	[MPa]	[-]	[kNm]		[mm]	[mm]
	N	M _x	σc max	σc min	σs max	σs min	σs' max	σs' min	k 3	M form fess	Mf > M ?	wk' limite	wk'
RARA	900.0	250.0	2.22	-	7.4	7.4	-30.0	-30.0	0.125	769.84	SI	-	-
FREQ	900.0	250.0	2.22	-	-	-	-	-	0.125	769.84	SI	0.300	OK
QP	850.0	190.0	1.78	-	1.2	1.2	-24.5	-24.5	0.125	760.77	SI	0.200	OK

Le verifiche allo Stato Limite Ultimo e allo Stato Limite di Esercizio sono soddisfatte.



Collegamento autostradale Asti – Cuneo – Tronco Il Lotto 6
PROGETTO ESECUTIVO
Galleria Verduno – Relazione di calcolo galleria artificiale – Lato Cherasco

12. INPUT

12.1. SENZA FALDA

TABLE: "ACTIVE DEGREES OF FREEDOM"

UX=Yes UY=No UZ=Yes RX=No RY=Yes RZ=No

TABLE: "ANALYSIS OPTIONS"

Solver=Advanced SolverProc=Auto Force32Bit=No StiffCase=None GeomMod=No

TABLE: "AUTO WAVE 3 - WAVE CHARACTERISTICS - GENERAL"

WaveChar=Default WaveType="From Theory" KinFactor=1 SWaterDepth=45 WaveHeight=18
WavePeriod=12 WaveTheory=Linear

TABLE: "CASE - STATIC 1 - LOAD ASSIGNMENTS"

Case=DEAD	LoadType="Load pattern"	LoadName=DEAD	LoadSF=1
Case=Ricoprimento	LoadType="Load pattern"	LoadName=Ricoprimento	LoadSF=1
Case="Spinta Ka DX"	LoadType="Load pattern"	LoadName="Spinta Ka DX"	LoadSF=1
Case="Spinta Ka SX"	LoadType="Load pattern"	LoadName="Spinta Ka SX"	LoadSF=1
Case="Q Spinta Ka DX"	LoadType="Load pattern"	LoadName="Q Spinta Ka DX"	LoadSF=1
Case="Q Spinta Ka SX"	LoadType="Load pattern"	LoadName="Q Spinta Ka SX"	LoadSF=1
Case="Spinta K0 DX"	LoadType="Load pattern"	LoadName="Spinta K0 DX"	LoadSF=1
Case="Spinta K0 SX"	LoadType="Load pattern"	LoadName="Spinta K0 SX"	LoadSF=1
Case="Q Spinta K0 DX"	LoadType="Load pattern"	LoadName="Q Spinta K0 DX"	LoadSF=1
Case="Q Spinta K0 SX"	LoadType="Load pattern"	LoadName="Q Spinta K0 SX"	LoadSF=1
Case=Q	LoadType="Load pattern"	LoadName=Q	LoadSF=1
Case="WOOD SX SLV"	LoadType="Load pattern"	LoadName="WOOD SX SLV"	LoadSF=1
Case="WOOD SX SLD"	LoadType="Load pattern"	LoadName="WOOD SX SLD"	LoadSF=1
Case="Inerzia +X SLV"	LoadType="Load pattern"	LoadName="Inerzia +X SLV"	LoadSF=1
Case="Inerzia +Z SLV"	LoadType="Load pattern"	LoadName="Inerzia +Z SLV"	LoadSF=1
Case="Inerzia +X SLD"	LoadType="Load pattern"	LoadName="Inerzia +X SLD"	LoadSF=1
Case="Inerzia +Z SLD"	LoadType="Load pattern"	LoadName="Inerzia +Z SLD"	LoadSF=1
Case=SLU-1	LoadType="Load pattern"	LoadName=DEAD	LoadSF=1.3
Case=SLU-1	LoadType="Load pattern"	LoadName="Spinta Ka DX"	LoadSF=1.3
Case=SLU-1	LoadType="Load pattern"	LoadName="Spinta Ka SX"	LoadSF=1.3
Case=SLU-1	LoadType="Load pattern"	LoadName=Ricoprimento	LoadSF=1.3
Case=SLU-1	LoadType="Load pattern"	LoadName=Q	LoadSF=0
Case=SLU-1	LoadType="Load pattern"	LoadName="Q Spinta Ka DX"	LoadSF=0
Case=SLU-1	LoadType="Load pattern"	LoadName="Q Spinta Ka SX"	LoadSF=0
Case=SLU-2	LoadType="Load pattern"	LoadName=DEAD	LoadSF=1.3
Case=SLU-2	LoadType="Load pattern"	LoadName="Spinta Ka DX"	LoadSF=1.3
Case=SLU-2	LoadType="Load pattern"	LoadName="Spinta Ka SX"	LoadSF=1.3
Case=SLU-2	LoadType="Load pattern"	LoadName=Ricoprimento	LoadSF=1.3
Case=SLU-2	LoadType="Load pattern"	LoadName=Q	LoadSF=1.5
Case=SLU-2	LoadType="Load pattern"	LoadName="Q Spinta Ka DX"	LoadSF=1.5
Case=SLU-2	LoadType="Load pattern"	LoadName="Q Spinta Ka SX"	LoadSF=1.5
Case=SLU-3	LoadType="Load pattern"	LoadName=DEAD	LoadSF=1.3
Case=SLU-3	LoadType="Load pattern"	LoadName="Spinta Ka DX"	LoadSF=1.3
Case=SLU-3	LoadType="Load pattern"	LoadName="Spinta Ka SX"	LoadSF=1.3
Case=SLU-3	LoadType="Load pattern"	LoadName=Ricoprimento	LoadSF=1.3
Case=SLU-3	LoadType="Load pattern"	LoadName=Q	LoadSF=1.5
Case=SLU-3	LoadType="Load pattern"	LoadName="Q Spinta Ka DX"	LoadSF=1.5
Case=SLU-3	LoadType="Load pattern"	LoadName="Q Spinta Ka SX"	LoadSF=0
Case=SLU-4	LoadType="Load pattern"	LoadName=DEAD	LoadSF=1.3
Case=SLU-4	LoadType="Load pattern"	LoadName="Spinta Ka DX"	LoadSF=1.3
Case=SLU-4	LoadType="Load pattern"	LoadName="Spinta Ka SX"	LoadSF=1.3
Case=SLU-4	LoadType="Load pattern"	LoadName=Ricoprimento	LoadSF=1.3
Case=SLU-4	LoadType="Load pattern"	LoadName=Q	LoadSF=1.5
Case=SLU-4	LoadType="Load pattern"	LoadName="Q Spinta Ka DX"	LoadSF=0
Case=SLU-4	LoadType="Load pattern"	LoadName="Q Spinta Ka SX"	LoadSF=1.5
Case=SLU-5	LoadType="Load pattern"	LoadName=DEAD	LoadSF=1.3
Case=SLU-5	LoadType="Load pattern"	LoadName="Spinta Ka DX"	LoadSF=1.3
Case=SLU-5	LoadType="Load pattern"	LoadName="Spinta Ka SX"	LoadSF=1.3
Case=SLU-5	LoadType="Load pattern"	LoadName=Ricoprimento	LoadSF=1.3
Case=SLU-5	LoadType="Load pattern"	LoadName=Q	LoadSF=1.5
Case=SLU-5	LoadType="Load pattern"	LoadName="Q Spinta Ka DX"	LoadSF=0
Case=SLU-5	LoadType="Load pattern"	LoadName="Q Spinta Ka SX"	LoadSF=0
Case=SLU-6	LoadType="Load pattern"	LoadName=DEAD	LoadSF=1.3
Case=SLU-6	LoadType="Load pattern"	LoadName="Spinta Ka DX"	LoadSF=1.3
Case=SLU-6	LoadType="Load pattern"	LoadName="Spinta Ka SX"	LoadSF=1.3
Case=SLU-6	LoadType="Load pattern"	LoadName=Ricoprimento	LoadSF=1.3
Case=SLU-6	LoadType="Load pattern"	LoadName=Q	LoadSF=0
Case=SLU-6	LoadType="Load pattern"	LoadName="Q Spinta Ka DX"	LoadSF=1.5
Case=SLU-6	LoadType="Load pattern"	LoadName="Q Spinta Ka SX"	LoadSF=0
Case=SLU-7	LoadType="Load pattern"	LoadName=DEAD	LoadSF=1.3



**Collegamento autostradale Asti – Cuneo – Tronco Il Lotto 6
PROGETTO ESECUTIVO
Galleria Verduno – Relazione di calcolo galleria artificiale – Lato Cherasco**

Case=FREQ-14 LoadType="Load pattern" LoadName="Q Spinta K0 DX" LoadSF=0
Case=FREQ-14 LoadType="Load pattern" LoadName="Q Spinta K0 SX" LoadSF=0.75
Case=QP-1 LoadType="Load pattern" LoadName=DEAD LoadSF=1
Case=QP-1 LoadType="Load pattern" LoadName="Spinta Ka DX" LoadSF=1
Case=QP-1 LoadType="Load pattern" LoadName="Spinta Ka SX" LoadSF=1
Case=QP-1 LoadType="Load pattern" LoadName=Ricoprimento LoadSF=1
Case=QP-2 LoadType="Load pattern" LoadName=DEAD LoadSF=1
Case=QP-2 LoadType="Load pattern" LoadName="Spinta K0 DX" LoadSF=1
Case=QP-2 LoadType="Load pattern" LoadName="Spinta K0 SX" LoadSF=1
Case=QP-2 LoadType="Load pattern" LoadName=Ricoprimento LoadSF=1
Case="SISMA SLV-1" LoadType="Load pattern" LoadName=DEAD LoadSF=1
Case="SISMA SLV-1" LoadType="Load pattern" LoadName="Spinta Ka DX" LoadSF=1
Case="SISMA SLV-1" LoadType="Load pattern" LoadName="Spinta Ka SX" LoadSF=1
Case="SISMA SLV-1" LoadType="Load pattern" LoadName=Ricoprimento LoadSF=1
Case="SISMA SLV-1" LoadType="Load pattern" LoadName="WOOD SX SLV" LoadSF=1
Case="SISMA SLV-1" LoadType="Load pattern" LoadName="Inerzia +X SLV" LoadSF=1
Case="SISMA SLV-1" LoadType="Load pattern" LoadName="Inerzia +Z SLV" LoadSF=1
Case="SISMA SLV-2" LoadType="Load pattern" LoadName=DEAD LoadSF=1
Case="SISMA SLV-2" LoadType="Load pattern" LoadName="Spinta Ka DX" LoadSF=1
Case="SISMA SLV-2" LoadType="Load pattern" LoadName="Spinta Ka SX" LoadSF=1
Case="SISMA SLV-2" LoadType="Load pattern" LoadName=Ricoprimento LoadSF=1
Case="SISMA SLV-2" LoadType="Load pattern" LoadName="WOOD SX SLV" LoadSF=1
Case="SISMA SLV-2" LoadType="Load pattern" LoadName="Inerzia +X SLV" LoadSF=1
Case="SISMA SLV-2" LoadType="Load pattern" LoadName="Inerzia +Z SLV" LoadSF=-1
Case="SISMA SLV-3" LoadType="Load pattern" LoadName=DEAD LoadSF=1
Case="SISMA SLV-3" LoadType="Load pattern" LoadName="Spinta K0 DX" LoadSF=1
Case="SISMA SLV-3" LoadType="Load pattern" LoadName="Spinta K0 SX" LoadSF=1
Case="SISMA SLV-3" LoadType="Load pattern" LoadName=Ricoprimento LoadSF=1
Case="SISMA SLV-3" LoadType="Load pattern" LoadName="WOOD SX SLV" LoadSF=1
Case="SISMA SLV-3" LoadType="Load pattern" LoadName="Inerzia +X SLV" LoadSF=1
Case="SISMA SLV-3" LoadType="Load pattern" LoadName="Inerzia +Z SLV" LoadSF=1
Case="SISMA SLV-4" LoadType="Load pattern" LoadName=DEAD LoadSF=1
Case="SISMA SLV-4" LoadType="Load pattern" LoadName="Spinta K0 DX" LoadSF=1
Case="SISMA SLV-4" LoadType="Load pattern" LoadName="Spinta K0 SX" LoadSF=1
Case="SISMA SLV-4" LoadType="Load pattern" LoadName=Ricoprimento LoadSF=1
Case="SISMA SLV-4" LoadType="Load pattern" LoadName="WOOD SX SLV" LoadSF=1
Case="SISMA SLV-4" LoadType="Load pattern" LoadName="Inerzia +X SLV" LoadSF=1
Case="SISMA SLV-4" LoadType="Load pattern" LoadName="Inerzia +Z SLV" LoadSF=-1
Case="SISMA SLD-1" LoadType="Load pattern" LoadName=DEAD LoadSF=1
Case="SISMA SLD-1" LoadType="Load pattern" LoadName="Spinta Ka DX" LoadSF=1
Case="SISMA SLD-1" LoadType="Load pattern" LoadName="Spinta Ka SX" LoadSF=1
Case="SISMA SLD-1" LoadType="Load pattern" LoadName=Ricoprimento LoadSF=1
Case="SISMA SLD-1" LoadType="Load pattern" LoadName="WOOD SX SLD" LoadSF=1
Case="SISMA SLD-1" LoadType="Load pattern" LoadName="Inerzia +X SLD" LoadSF=1
Case="SISMA SLD-1" LoadType="Load pattern" LoadName="Inerzia +Z SLD" LoadSF=1
Case="SISMA SLD-2" LoadType="Load pattern" LoadName=DEAD LoadSF=1
Case="SISMA SLD-2" LoadType="Load pattern" LoadName="Spinta Ka DX" LoadSF=1
Case="SISMA SLD-2" LoadType="Load pattern" LoadName="Spinta Ka SX" LoadSF=1
Case="SISMA SLD-2" LoadType="Load pattern" LoadName=Ricoprimento LoadSF=1
Case="SISMA SLD-2" LoadType="Load pattern" LoadName="WOOD SX SLD" LoadSF=1
Case="SISMA SLD-2" LoadType="Load pattern" LoadName="Inerzia +X SLD" LoadSF=1
Case="SISMA SLD-2" LoadType="Load pattern" LoadName="Inerzia +Z SLD" LoadSF=-1
Case="SISMA SLD-3" LoadType="Load pattern" LoadName=DEAD LoadSF=1
Case="SISMA SLD-3" LoadType="Load pattern" LoadName="Spinta K0 DX" LoadSF=1
Case="SISMA SLD-3" LoadType="Load pattern" LoadName="Spinta K0 SX" LoadSF=1
Case="SISMA SLD-3" LoadType="Load pattern" LoadName=Ricoprimento LoadSF=1
Case="SISMA SLD-3" LoadType="Load pattern" LoadName="WOOD SX SLD" LoadSF=1
Case="SISMA SLD-3" LoadType="Load pattern" LoadName="Inerzia +X SLD" LoadSF=1
Case="SISMA SLD-3" LoadType="Load pattern" LoadName="Inerzia +Z SLD" LoadSF=1
Case="SISMA SLD-4" LoadType="Load pattern" LoadName=DEAD LoadSF=1
Case="SISMA SLD-4" LoadType="Load pattern" LoadName="Spinta K0 DX" LoadSF=1
Case="SISMA SLD-4" LoadType="Load pattern" LoadName="Spinta K0 SX" LoadSF=1
Case="SISMA SLD-4" LoadType="Load pattern" LoadName=Ricoprimento LoadSF=1
Case="SISMA SLD-4" LoadType="Load pattern" LoadName="WOOD SX SLD" LoadSF=1
Case="SISMA SLD-4" LoadType="Load pattern" LoadName="Inerzia +X SLD" LoadSF=1
Case="SISMA SLD-4" LoadType="Load pattern" LoadName="Inerzia +Z SLD" LoadSF=-1

TABLE: "CASE - STATIC 2 - NONLINEAR LOAD APPLICATION"

Case=DEAD LoadApp="Full Load" MonitorDOF=U1 MonitorJt=17
Case=Ricoprimento LoadApp="Full Load" MonitorDOF=U1 MonitorJt=17
Case="Spinta Ka DX" LoadApp="Full Load" MonitorDOF=U1 MonitorJt=17
Case="Spinta Ka SX" LoadApp="Full Load" MonitorDOF=U1 MonitorJt=17
Case="Q Spinta Ka DX" LoadApp="Full Load" MonitorDOF=U1 MonitorJt=17
Case="Q Spinta Ka SX" LoadApp="Full Load" MonitorDOF=U1 MonitorJt=17
Case="Spinta K0 DX" LoadApp="Full Load" MonitorDOF=U1 MonitorJt=17
Case="Spinta K0 SX" LoadApp="Full Load" MonitorDOF=U1 MonitorJt=17
Case="Q Spinta K0 DX" LoadApp="Full Load" MonitorDOF=U1 MonitorJt=17
Case="Q Spinta K0 SX" LoadApp="Full Load" MonitorDOF=U1 MonitorJt=17
Case=Q LoadApp="Full Load" MonitorDOF=U1 MonitorJt=17
Case="WOOD SX SLV" LoadApp="Full Load" MonitorDOF=U1 MonitorJt=17
Case="WOOD SX SLD" LoadApp="Full Load" MonitorDOF=U1 MonitorJt=17
Case="Inerzia +X SLV" LoadApp="Full Load" MonitorDOF=U1 MonitorJt=17
Case="Inerzia +Z SLV" LoadApp="Full Load" MonitorDOF=U1 MonitorJt=17



Collegamento autostradale Asti – Cuneo – Tronco II Lotto 6
PROGETTO ESECUTIVO
Galleria Verduno – Relazione di calcolo galleria artificiale – Lato Cherasco

Case="Inerzia +X SLD" LoadApp="Full Load" MonitorDOF=U1 MonitorJt=17
Case="Inerzia +Z SLD" LoadApp="Full Load" MonitorDOF=U1 MonitorJt=17
Case=SLU-1 LoadApp="Full Load" MonitorDOF=U1 MonitorJt=17
Case=SLU-2 LoadApp="Full Load" MonitorDOF=U1 MonitorJt=17
Case=SLU-3 LoadApp="Full Load" MonitorDOF=U1 MonitorJt=17
Case=SLU-4 LoadApp="Full Load" MonitorDOF=U1 MonitorJt=17
Case=SLU-5 LoadApp="Full Load" MonitorDOF=U1 MonitorJt=17
Case=SLU-6 LoadApp="Full Load" MonitorDOF=U1 MonitorJt=17
Case=SLU-7 LoadApp="Full Load" MonitorDOF=U1 MonitorJt=17
Case=SLU-8 LoadApp="Full Load" MonitorDOF=U1 MonitorJt=17
Case=SLU-9 LoadApp="Full Load" MonitorDOF=U1 MonitorJt=17
Case=SLU-10 LoadApp="Full Load" MonitorDOF=U1 MonitorJt=17
Case=SLU-11 LoadApp="Full Load" MonitorDOF=U1 MonitorJt=17
Case=SLU-12 LoadApp="Full Load" MonitorDOF=U1 MonitorJt=17
Case=SLU-13 LoadApp="Full Load" MonitorDOF=U1 MonitorJt=17
Case=SLU-14 LoadApp="Full Load" MonitorDOF=U1 MonitorJt=17
Case=RARA-1 LoadApp="Full Load" MonitorDOF=U1 MonitorJt=17
Case=RARA-2 LoadApp="Full Load" MonitorDOF=U1 MonitorJt=17
Case=RARA-3 LoadApp="Full Load" MonitorDOF=U1 MonitorJt=17
Case=RARA-4 LoadApp="Full Load" MonitorDOF=U1 MonitorJt=17
Case=RARA-5 LoadApp="Full Load" MonitorDOF=U1 MonitorJt=17
Case=RARA-6 LoadApp="Full Load" MonitorDOF=U1 MonitorJt=17
Case=RARA-7 LoadApp="Full Load" MonitorDOF=U1 MonitorJt=17
Case=RARA-8 LoadApp="Full Load" MonitorDOF=U1 MonitorJt=17
Case=RARA-9 LoadApp="Full Load" MonitorDOF=U1 MonitorJt=17
Case=RARA-10 LoadApp="Full Load" MonitorDOF=U1 MonitorJt=17
Case=RARA-11 LoadApp="Full Load" MonitorDOF=U1 MonitorJt=17
Case=RARA-12 LoadApp="Full Load" MonitorDOF=U1 MonitorJt=17
Case=RARA-13 LoadApp="Full Load" MonitorDOF=U1 MonitorJt=17
Case=RARA-14 LoadApp="Full Load" MonitorDOF=U1 MonitorJt=17
Case=FREQ-1 LoadApp="Full Load" MonitorDOF=U1 MonitorJt=17
Case=FREQ-2 LoadApp="Full Load" MonitorDOF=U1 MonitorJt=17
Case=FREQ-3 LoadApp="Full Load" MonitorDOF=U1 MonitorJt=17
Case=FREQ-4 LoadApp="Full Load" MonitorDOF=U1 MonitorJt=17
Case=FREQ-5 LoadApp="Full Load" MonitorDOF=U1 MonitorJt=17
Case=FREQ-6 LoadApp="Full Load" MonitorDOF=U1 MonitorJt=17
Case=FREQ-7 LoadApp="Full Load" MonitorDOF=U1 MonitorJt=17
Case=FREQ-8 LoadApp="Full Load" MonitorDOF=U1 MonitorJt=17
Case=FREQ-9 LoadApp="Full Load" MonitorDOF=U1 MonitorJt=17
Case=FREQ-10 LoadApp="Full Load" MonitorDOF=U1 MonitorJt=17
Case=FREQ-11 LoadApp="Full Load" MonitorDOF=U1 MonitorJt=17
Case=FREQ-12 LoadApp="Full Load" MonitorDOF=U1 MonitorJt=17
Case=FREQ-13 LoadApp="Full Load" MonitorDOF=U1 MonitorJt=17
Case=FREQ-14 LoadApp="Full Load" MonitorDOF=U1 MonitorJt=17
Case=QP-1 LoadApp="Full Load" MonitorDOF=U1 MonitorJt=17
Case=QP-2 LoadApp="Full Load" MonitorDOF=U1 MonitorJt=17
Case="SISMA SLV-1" LoadApp="Full Load" MonitorDOF=U1 MonitorJt=17
Case="SISMA SLV-2" LoadApp="Full Load" MonitorDOF=U1 MonitorJt=17
Case="SISMA SLV-3" LoadApp="Full Load" MonitorDOF=U1 MonitorJt=17
Case="SISMA SLV-4" LoadApp="Full Load" MonitorDOF=U1 MonitorJt=17
Case="SISMA SLD-1" LoadApp="Full Load" MonitorDOF=U1 MonitorJt=17
Case="SISMA SLD-2" LoadApp="Full Load" MonitorDOF=U1 MonitorJt=17
Case="SISMA SLD-3" LoadApp="Full Load" MonitorDOF=U1 MonitorJt=17
Case="SISMA SLD-4" LoadApp="Full Load" MonitorDOF=U1 MonitorJt=17

TABLE: "CASE - STATIC 4 - NONLINEAR PARAMETERS"

Case=DEAD Unloading="Unload Entire" GeoNonLin=None ResultsSave="Final State" MaxTotal=200
MaxNull=50 MaxIterCS=10 MaxIterNR=40 ItConvTol=0.0001 UseEvStep=Yes EvLumpTol=0.01
LSPerIter=20 LSTol=0.1
LSStepFact=1.618 FrameTC=Yes FrameHinge=Yes CableTC=Yes LinkTC=Yes LinkOther=Yes
TFMaxIter=10 TFTol=0.01 TFAccelFact=1 TFNoStop=No
Case=Ricoprimento Unloading="Unload Entire" GeoNonLin=None ResultsSave="Final State"
MaxTotal=200 MaxNull=50 MaxIterCS=10 MaxIterNR=40 ItConvTol=0.0001 UseEvStep=Yes
EvLumpTol=0.01 LSPerIter=20 LSTol=0.1
LSStepFact=1.618 FrameTC=Yes FrameHinge=Yes CableTC=Yes LinkTC=Yes LinkOther=Yes
TFMaxIter=10 TFTol=0.01 TFAccelFact=1 TFNoStop=No
Case="Spinta Ka DX" Unloading="Unload Entire" GeoNonLin=None ResultsSave="Final State"
MaxTotal=200 MaxNull=50 MaxIterCS=10 MaxIterNR=40 ItConvTol=0.0001 UseEvStep=Yes
EvLumpTol=0.01 LSPerIter=20 LSTol=0.1
LSStepFact=1.618 FrameTC=Yes FrameHinge=Yes CableTC=Yes LinkTC=Yes LinkOther=Yes
TFMaxIter=10 TFTol=0.01 TFAccelFact=1 TFNoStop=No
Case="Spinta Ka SX" Unloading="Unload Entire" GeoNonLin=None ResultsSave="Final State"
MaxTotal=200 MaxNull=50 MaxIterCS=10 MaxIterNR=40 ItConvTol=0.0001 UseEvStep=Yes
EvLumpTol=0.01 LSPerIter=20 LSTol=0.1
LSStepFact=1.618 FrameTC=Yes FrameHinge=Yes CableTC=Yes LinkTC=Yes LinkOther=Yes
TFMaxIter=10 TFTol=0.01 TFAccelFact=1 TFNoStop=No
Case="Q Spinta Ka DX" Unloading="Unload Entire" GeoNonLin=None ResultsSave="Final State"
MaxTotal=200 MaxNull=50 MaxIterCS=10 MaxIterNR=40 ItConvTol=0.0001 UseEvStep=Yes
EvLumpTol=0.01 LSPerIter=20 LSTol=0.1
LSStepFact=1.618 FrameTC=Yes FrameHinge=Yes CableTC=Yes LinkTC=Yes LinkOther=Yes
TFMaxIter=10 TFTol=0.01 TFAccelFact=1 TFNoStop=No



**Collegamento autostradale Asti – Cuneo – Tronco II Lotto 6
 PROGETTO ESECUTIVO
 Galleria Verduno – Relazione di calcolo galleria artificiale – Lato Cherasco**

```

LSStepFact=1.618   FrameTC=Yes   FrameHinge=Yes   CableTC=Yes   LinkTC=Yes   LinkOther=Yes
TFMaxIter=10   TFTol=0.01   TFAccelFact=1   TFNoStop=No
Case=FREQ-11   Unloading="Unload Entire"   GeoNonLin=None   ResultsSave="Final State"
MaxTotal=200   MaxNull=50   MaxIterCS=10   MaxIterNR=40   ItConvTol=0.0001   UseEvStep=Yes
EvLumpTol=0.01   LSPerIter=20   LSTol=0.1
LSStepFact=1.618   FrameTC=Yes   FrameHinge=Yes   CableTC=Yes   LinkTC=Yes   LinkOther=Yes
TFMaxIter=10   TFTol=0.01   TFAccelFact=1   TFNoStop=No
Case=FREQ-12   Unloading="Unload Entire"   GeoNonLin=None   ResultsSave="Final State"
MaxTotal=200   MaxNull=50   MaxIterCS=10   MaxIterNR=40   ItConvTol=0.0001   UseEvStep=Yes
EvLumpTol=0.01   LSPerIter=20   LSTol=0.1
LSStepFact=1.618   FrameTC=Yes   FrameHinge=Yes   CableTC=Yes   LinkTC=Yes   LinkOther=Yes
TFMaxIter=10   TFTol=0.01   TFAccelFact=1   TFNoStop=No
Case=FREQ-13   Unloading="Unload Entire"   GeoNonLin=None   ResultsSave="Final State"
MaxTotal=200   MaxNull=50   MaxIterCS=10   MaxIterNR=40   ItConvTol=0.0001   UseEvStep=Yes
EvLumpTol=0.01   LSPerIter=20   LSTol=0.1
LSStepFact=1.618   FrameTC=Yes   FrameHinge=Yes   CableTC=Yes   LinkTC=Yes   LinkOther=Yes
TFMaxIter=10   TFTol=0.01   TFAccelFact=1   TFNoStop=No
Case=FREQ-14   Unloading="Unload Entire"   GeoNonLin=None   ResultsSave="Final State"
MaxTotal=200   MaxNull=50   MaxIterCS=10   MaxIterNR=40   ItConvTol=0.0001   UseEvStep=Yes
EvLumpTol=0.01   LSPerIter=20   LSTol=0.1
LSStepFact=1.618   FrameTC=Yes   FrameHinge=Yes   CableTC=Yes   LinkTC=Yes   LinkOther=Yes
TFMaxIter=10   TFTol=0.01   TFAccelFact=1   TFNoStop=No
Case=QP-1   Unloading="Unload Entire"   GeoNonLin=None   ResultsSave="Final State"   MaxTotal=200
MaxNull=50   MaxIterCS=10   MaxIterNR=40   ItConvTol=0.0001   UseEvStep=Yes   EvLumpTol=0.01
LSPerIter=20   LSTol=0.1
LSStepFact=1.618   FrameTC=Yes   FrameHinge=Yes   CableTC=Yes   LinkTC=Yes   LinkOther=Yes
TFMaxIter=10   TFTol=0.01   TFAccelFact=1   TFNoStop=No
Case=QP-2   Unloading="Unload Entire"   GeoNonLin=None   ResultsSave="Final State"   MaxTotal=200
MaxNull=50   MaxIterCS=10   MaxIterNR=40   ItConvTol=0.0001   UseEvStep=Yes   EvLumpTol=0.01
LSPerIter=20   LSTol=0.1
LSStepFact=1.618   FrameTC=Yes   FrameHinge=Yes   CableTC=Yes   LinkTC=Yes   LinkOther=Yes
TFMaxIter=10   TFTol=0.01   TFAccelFact=1   TFNoStop=No
Case="SISMA SLV-1"   Unloading="Unload Entire"   GeoNonLin=None   ResultsSave="Final State"
MaxTotal=200   MaxNull=50   MaxIterCS=10   MaxIterNR=40   ItConvTol=0.0001   UseEvStep=Yes
EvLumpTol=0.01   LSPerIter=20   LSTol=0.1
LSStepFact=1.618   FrameTC=Yes   FrameHinge=Yes   CableTC=Yes   LinkTC=Yes   LinkOther=Yes
TFMaxIter=10   TFTol=0.01   TFAccelFact=1   TFNoStop=No
Case="SISMA SLV-2"   Unloading="Unload Entire"   GeoNonLin=None   ResultsSave="Final State"
MaxTotal=200   MaxNull=50   MaxIterCS=10   MaxIterNR=40   ItConvTol=0.0001   UseEvStep=Yes
EvLumpTol=0.01   LSPerIter=20   LSTol=0.1
LSStepFact=1.618   FrameTC=Yes   FrameHinge=Yes   CableTC=Yes   LinkTC=Yes   LinkOther=Yes
TFMaxIter=10   TFTol=0.01   TFAccelFact=1   TFNoStop=No
Case="SISMA SLV-3"   Unloading="Unload Entire"   GeoNonLin=None   ResultsSave="Final State"
MaxTotal=200   MaxNull=50   MaxIterCS=10   MaxIterNR=40   ItConvTol=0.0001   UseEvStep=Yes
EvLumpTol=0.01   LSPerIter=20   LSTol=0.1
LSStepFact=1.618   FrameTC=Yes   FrameHinge=Yes   CableTC=Yes   LinkTC=Yes   LinkOther=Yes
TFMaxIter=10   TFTol=0.01   TFAccelFact=1   TFNoStop=No
Case="SISMA SLV-4"   Unloading="Unload Entire"   GeoNonLin=None   ResultsSave="Final State"
MaxTotal=200   MaxNull=50   MaxIterCS=10   MaxIterNR=40   ItConvTol=0.0001   UseEvStep=Yes
EvLumpTol=0.01   LSPerIter=20   LSTol=0.1
LSStepFact=1.618   FrameTC=Yes   FrameHinge=Yes   CableTC=Yes   LinkTC=Yes   LinkOther=Yes
TFMaxIter=10   TFTol=0.01   TFAccelFact=1   TFNoStop=No
Case="SISMA SLD-1"   Unloading="Unload Entire"   GeoNonLin=None   ResultsSave="Final State"
MaxTotal=200   MaxNull=50   MaxIterCS=10   MaxIterNR=40   ItConvTol=0.0001   UseEvStep=Yes
EvLumpTol=0.01   LSPerIter=20   LSTol=0.1
LSStepFact=1.618   FrameTC=Yes   FrameHinge=Yes   CableTC=Yes   LinkTC=Yes   LinkOther=Yes
TFMaxIter=10   TFTol=0.01   TFAccelFact=1   TFNoStop=No
Case="SISMA SLD-2"   Unloading="Unload Entire"   GeoNonLin=None   ResultsSave="Final State"
MaxTotal=200   MaxNull=50   MaxIterCS=10   MaxIterNR=40   ItConvTol=0.0001   UseEvStep=Yes
EvLumpTol=0.01   LSPerIter=20   LSTol=0.1
LSStepFact=1.618   FrameTC=Yes   FrameHinge=Yes   CableTC=Yes   LinkTC=Yes   LinkOther=Yes
TFMaxIter=10   TFTol=0.01   TFAccelFact=1   TFNoStop=No
Case="SISMA SLD-3"   Unloading="Unload Entire"   GeoNonLin=None   ResultsSave="Final State"
MaxTotal=200   MaxNull=50   MaxIterCS=10   MaxIterNR=40   ItConvTol=0.0001   UseEvStep=Yes
EvLumpTol=0.01   LSPerIter=20   LSTol=0.1
LSStepFact=1.618   FrameTC=Yes   FrameHinge=Yes   CableTC=Yes   LinkTC=Yes   LinkOther=Yes
TFMaxIter=10   TFTol=0.01   TFAccelFact=1   TFNoStop=No
Case="SISMA SLD-4"   Unloading="Unload Entire"   GeoNonLin=None   ResultsSave="Final State"
MaxTotal=200   MaxNull=50   MaxIterCS=10   MaxIterNR=40   ItConvTol=0.0001   UseEvStep=Yes
EvLumpTol=0.01   LSPerIter=20   LSTol=0.1
LSStepFact=1.618   FrameTC=Yes   FrameHinge=Yes   CableTC=Yes   LinkTC=Yes   LinkOther=Yes
TFMaxIter=10   TFTol=0.01   TFAccelFact=1   TFNoStop=No

```

TABLE: "COMBINATION DEFINITIONS"

```

ComboName=INV-SLU   ComboType=Envelope   AutoDesign=No   CaseName=SLU-1   ScaleFactor=1
SteelDesign=None   ConcDesign=None   AlumDesign=None   ColdDesign=None
ComboName=INV-SLU   CaseName=SLU-2   ScaleFactor=1
ComboName=INV-SLU   CaseName=SLU-3   ScaleFactor=1
ComboName=INV-SLU   CaseName=SLU-4   ScaleFactor=1
ComboName=INV-SLU   CaseName=SLU-5   ScaleFactor=1
ComboName=INV-SLU   CaseName=SLU-6   ScaleFactor=1
ComboName=INV-SLU   CaseName=SLU-7   ScaleFactor=1
ComboName=INV-SLU   CaseName=SLU-8   ScaleFactor=1

```



**Collegamento autostradale Asti – Cuneo – Tronco II Lotto 6
 PROGETTO ESECUTIVO
 Galleria Verduno – Relazione di calcolo galleria artificiale – Lato Cherasco**

```

ComboName=INV-SLU      CaseName=SLU-9      ScaleFactor=1
ComboName=INV-SLU      CaseName=SLU-10     ScaleFactor=1
ComboName=INV-SLU      CaseName=SLU-11     ScaleFactor=1
ComboName=INV-SLU      CaseName=SLU-12     ScaleFactor=1
ComboName=INV-SLU      CaseName=SLU-13     ScaleFactor=1
ComboName=INV-SLU      CaseName=SLU-14     ScaleFactor=1
ComboName=INV-RARA     ComboType=Envelope  AutoDesign=No      CaseName=RARA-1     ScaleFactor=1
SteelDesign=None       ConcDesign=None     AlumDesign=None     ColdDesign=None
ComboName=INV-RARA     CaseName=RARA-2     ScaleFactor=1
ComboName=INV-RARA     CaseName=RARA-3     ScaleFactor=1
ComboName=INV-RARA     CaseName=RARA-4     ScaleFactor=1
ComboName=INV-RARA     CaseName=RARA-5     ScaleFactor=1
ComboName=INV-RARA     CaseName=RARA-6     ScaleFactor=1
ComboName=INV-RARA     CaseName=RARA-7     ScaleFactor=1
ComboName=INV-RARA     CaseName=RARA-8     ScaleFactor=1
ComboName=INV-RARA     CaseName=RARA-9     ScaleFactor=1
ComboName=INV-RARA     CaseName=RARA-10    ScaleFactor=1
ComboName=INV-RARA     CaseName=RARA-11    ScaleFactor=1
ComboName=INV-RARA     CaseName=RARA-12    ScaleFactor=1
ComboName=INV-RARA     CaseName=RARA-13    ScaleFactor=1
ComboName=INV-RARA     CaseName=RARA-14    ScaleFactor=1
ComboName=INV-FREQ     ComboType=Envelope  AutoDesign=No      CaseName=FREQ-1     ScaleFactor=1
SteelDesign=None       ConcDesign=None     AlumDesign=None     ColdDesign=None
ComboName=INV-FREQ     CaseName=FREQ-2     ScaleFactor=1
ComboName=INV-FREQ     CaseName=FREQ-3     ScaleFactor=1
ComboName=INV-FREQ     CaseName=FREQ-4     ScaleFactor=1
ComboName=INV-FREQ     CaseName=FREQ-5     ScaleFactor=1
ComboName=INV-FREQ     CaseName=FREQ-6     ScaleFactor=1
ComboName=INV-FREQ     CaseName=FREQ-7     ScaleFactor=1
ComboName=INV-FREQ     CaseName=FREQ-8     ScaleFactor=1
ComboName=INV-FREQ     CaseName=FREQ-9     ScaleFactor=1
ComboName=INV-FREQ     CaseName=FREQ-10    ScaleFactor=1
ComboName=INV-FREQ     CaseName=FREQ-11    ScaleFactor=1
ComboName=INV-FREQ     CaseName=FREQ-12    ScaleFactor=1
ComboName=INV-FREQ     CaseName=FREQ-13    ScaleFactor=1
ComboName=INV-FREQ     CaseName=FREQ-14    ScaleFactor=1
ComboName=INV-QP       ComboType=Envelope  AutoDesign=No      CaseName=QP-1       ScaleFactor=1
SteelDesign=None       ConcDesign=None     AlumDesign=None     ColdDesign=None
ComboName=INV-QP       CaseName=QP-2       ScaleFactor=1
ComboName="INV-SISMA  SLV"  ComboType=Envelope  AutoDesign=No      CaseName="SISMA  SLV-1"
ScaleFactor=1          SteelDesign=None    ConcDesign=None     AlumDesign=None     ColdDesign=None
ComboName="INV-SISMA  SLV"  CaseName="SISMA  SLV-2"  ScaleFactor=1
ComboName="INV-SISMA  SLV"  CaseName="SISMA  SLV-3"  ScaleFactor=1
ComboName="INV-SISMA  SLV"  CaseName="SISMA  SLV-4"  ScaleFactor=1
ComboName="INV-SISMA  SLD"  ComboType=Envelope  AutoDesign=No      CaseName="SISMA  SLD-1"
ScaleFactor=1          SteelDesign=None    ConcDesign=None     AlumDesign=None     ColdDesign=None
ComboName="INV-SISMA  SLD"  CaseName="SISMA  SLD-2"  ScaleFactor=1
ComboName="INV-SISMA  SLD"  CaseName="SISMA  SLD-3"  ScaleFactor=1
ComboName="INV-SISMA  SLD"  CaseName="SISMA  SLD-4"  ScaleFactor=1

```

TABLE: "CONNECTIVITY - FRAME"

Frame=1	JointI=1	JointJ=2	IsCurved=No
Frame=2	JointI=2	JointJ=3	IsCurved=No
Frame=3	JointI=3	JointJ=4	IsCurved=No
Frame=4	JointI=4	JointJ=5	IsCurved=No
Frame=5	JointI=5	JointJ=6	IsCurved=No
Frame=6	JointI=6	JointJ=7	IsCurved=No
Frame=7	JointI=7	JointJ=8	IsCurved=No
Frame=8	JointI=8	JointJ=9	IsCurved=No
Frame=9	JointI=9	JointJ=10	IsCurved=No
Frame=10	JointI=10	JointJ=11	IsCurved=No
Frame=11	JointI=11	JointJ=12	IsCurved=No
Frame=12	JointI=12	JointJ=13	IsCurved=No
Frame=13	JointI=13	JointJ=14	IsCurved=No
Frame=14	JointI=14	JointJ=15	IsCurved=No
Frame=15	JointI=15	JointJ=16	IsCurved=No
Frame=16	JointI=16	JointJ=17	IsCurved=No
Frame=17	JointI=18	JointJ=19	IsCurved=No
Frame=18	JointI=19	JointJ=20	IsCurved=No
Frame=19	JointI=20	JointJ=21	IsCurved=No
Frame=20	JointI=21	JointJ=22	IsCurved=No
Frame=21	JointI=22	JointJ=23	IsCurved=No
Frame=22	JointI=23	JointJ=24	IsCurved=No
Frame=23	JointI=24	JointJ=25	IsCurved=No
Frame=24	JointI=25	JointJ=26	IsCurved=No
Frame=25	JointI=26	JointJ=27	IsCurved=No
Frame=26	JointI=27	JointJ=28	IsCurved=No
Frame=27	JointI=28	JointJ=29	IsCurved=No
Frame=28	JointI=29	JointJ=1	IsCurved=No
Frame=29	JointI=28	JointJ=1	IsCurved=No
Frame=30	JointI=30	JointJ=31	IsCurved=No
Frame=31	JointI=32	JointJ=31	IsCurved=No
Frame=32	JointI=30	JointJ=32	IsCurved=No



Collegamento autostradale Asti – Cuneo – Tronco Il Lotto 6
PROGETTO ESECUTIVO
Galleria Verduno – Relazione di calcolo galleria artificiale – Lato Cherasco

Frame=33	JointI=33	JointJ=30	IsCurved=No
Frame=34	JointI=34	JointJ=33	IsCurved=No
Frame=35	JointI=35	JointJ=34	IsCurved=No
Frame=36	JointI=36	JointJ=35	IsCurved=No
Frame=37	JointI=37	JointJ=36	IsCurved=No
Frame=38	JointI=38	JointJ=37	IsCurved=No
Frame=39	JointI=39	JointJ=38	IsCurved=No
Frame=40	JointI=40	JointJ=39	IsCurved=No
Frame=41	JointI=41	JointJ=40	IsCurved=No
Frame=42	JointI=18	JointJ=41	IsCurved=No
Frame=43	JointI=42	JointJ=17	IsCurved=No
Frame=44	JointI=43	JointJ=42	IsCurved=No
Frame=45	JointI=44	JointJ=43	IsCurved=No
Frame=46	JointI=45	JointJ=44	IsCurved=No
Frame=47	JointI=46	JointJ=45	IsCurved=No
Frame=48	JointI=47	JointJ=46	IsCurved=No
Frame=49	JointI=48	JointJ=47	IsCurved=No
Frame=50	JointI=49	JointJ=48	IsCurved=No
Frame=51	JointI=50	JointJ=49	IsCurved=No
Frame=52	JointI=51	JointJ=50	IsCurved=No
Frame=53	JointI=52	JointJ=51	IsCurved=No
Frame=54	JointI=53	JointJ=52	IsCurved=No
Frame=55	JointI=54	JointJ=53	IsCurved=No
Frame=56	JointI=55	JointJ=54	IsCurved=No
Frame=57	JointI=56	JointJ=55	IsCurved=No
Frame=58	JointI=31	JointJ=56	IsCurved=No

TABLE: "COORDINATE SYSTEMS"

Name=GLOBAL Type=Cartesian X=0 Y=0 Z=0 AboutZ=0 AboutY=0 AboutX=0

TABLE: "DATABASE DOCUMENTATION"

TABLE: "DATABASE FORMAT TYPES"

UnitsCurr=Yes OverrideE=No

TABLE: "FRAME AUTO MESH ASSIGNMENTS"

Frame=1	AutoMesh=Yes	AtJoints=Yes	AtFrames=No	NumSegments=0	MaxLength=0	MaxDegrees=0
Frame=2	AutoMesh=Yes	AtJoints=Yes	AtFrames=No	NumSegments=0	MaxLength=0	MaxDegrees=0
Frame=3	AutoMesh=Yes	AtJoints=Yes	AtFrames=No	NumSegments=0	MaxLength=0	MaxDegrees=0
Frame=4	AutoMesh=Yes	AtJoints=Yes	AtFrames=No	NumSegments=0	MaxLength=0	MaxDegrees=0
Frame=5	AutoMesh=Yes	AtJoints=Yes	AtFrames=No	NumSegments=0	MaxLength=0	MaxDegrees=0
Frame=6	AutoMesh=Yes	AtJoints=Yes	AtFrames=No	NumSegments=0	MaxLength=0	MaxDegrees=0
Frame=7	AutoMesh=Yes	AtJoints=Yes	AtFrames=No	NumSegments=0	MaxLength=0	MaxDegrees=0
Frame=8	AutoMesh=Yes	AtJoints=Yes	AtFrames=No	NumSegments=0	MaxLength=0	MaxDegrees=0
Frame=9	AutoMesh=Yes	AtJoints=Yes	AtFrames=No	NumSegments=0	MaxLength=0	MaxDegrees=0
Frame=10	AutoMesh=Yes	AtJoints=Yes	AtFrames=No	NumSegments=0	MaxLength=0	MaxDegrees=0
Frame=11	AutoMesh=Yes	AtJoints=Yes	AtFrames=No	NumSegments=0	MaxLength=0	MaxDegrees=0
Frame=12	AutoMesh=Yes	AtJoints=Yes	AtFrames=No	NumSegments=0	MaxLength=0	MaxDegrees=0
Frame=13	AutoMesh=Yes	AtJoints=Yes	AtFrames=No	NumSegments=0	MaxLength=0	MaxDegrees=0
Frame=14	AutoMesh=Yes	AtJoints=Yes	AtFrames=No	NumSegments=0	MaxLength=0	MaxDegrees=0
Frame=15	AutoMesh=Yes	AtJoints=Yes	AtFrames=No	NumSegments=0	MaxLength=0	MaxDegrees=0
Frame=16	AutoMesh=Yes	AtJoints=Yes	AtFrames=No	NumSegments=0	MaxLength=0	MaxDegrees=0
Frame=17	AutoMesh=Yes	AtJoints=Yes	AtFrames=No	NumSegments=0	MaxLength=0	MaxDegrees=0
Frame=18	AutoMesh=Yes	AtJoints=Yes	AtFrames=No	NumSegments=0	MaxLength=0	MaxDegrees=0
Frame=19	AutoMesh=Yes	AtJoints=Yes	AtFrames=No	NumSegments=0	MaxLength=0	MaxDegrees=0
Frame=20	AutoMesh=Yes	AtJoints=Yes	AtFrames=No	NumSegments=0	MaxLength=0	MaxDegrees=0
Frame=21	AutoMesh=Yes	AtJoints=Yes	AtFrames=No	NumSegments=0	MaxLength=0	MaxDegrees=0
Frame=22	AutoMesh=Yes	AtJoints=Yes	AtFrames=No	NumSegments=0	MaxLength=0	MaxDegrees=0
Frame=23	AutoMesh=Yes	AtJoints=Yes	AtFrames=No	NumSegments=0	MaxLength=0	MaxDegrees=0
Frame=24	AutoMesh=Yes	AtJoints=Yes	AtFrames=No	NumSegments=0	MaxLength=0	MaxDegrees=0
Frame=25	AutoMesh=Yes	AtJoints=Yes	AtFrames=No	NumSegments=0	MaxLength=0	MaxDegrees=0
Frame=26	AutoMesh=Yes	AtJoints=Yes	AtFrames=No	NumSegments=0	MaxLength=0	MaxDegrees=0
Frame=27	AutoMesh=Yes	AtJoints=Yes	AtFrames=No	NumSegments=0	MaxLength=0	MaxDegrees=0
Frame=28	AutoMesh=Yes	AtJoints=Yes	AtFrames=No	NumSegments=0	MaxLength=0	MaxDegrees=0
Frame=29	AutoMesh=Yes	AtJoints=Yes	AtFrames=No	NumSegments=0	MaxLength=0	MaxDegrees=0
Frame=30	AutoMesh=Yes	AtJoints=Yes	AtFrames=No	NumSegments=0	MaxLength=0	MaxDegrees=0
Frame=31	AutoMesh=Yes	AtJoints=Yes	AtFrames=No	NumSegments=0	MaxLength=0	MaxDegrees=0
Frame=32	AutoMesh=Yes	AtJoints=Yes	AtFrames=No	NumSegments=0	MaxLength=0	MaxDegrees=0
Frame=33	AutoMesh=Yes	AtJoints=Yes	AtFrames=No	NumSegments=0	MaxLength=0	MaxDegrees=0
Frame=34	AutoMesh=Yes	AtJoints=Yes	AtFrames=No	NumSegments=0	MaxLength=0	MaxDegrees=0
Frame=35	AutoMesh=Yes	AtJoints=Yes	AtFrames=No	NumSegments=0	MaxLength=0	MaxDegrees=0
Frame=36	AutoMesh=Yes	AtJoints=Yes	AtFrames=No	NumSegments=0	MaxLength=0	MaxDegrees=0
Frame=37	AutoMesh=Yes	AtJoints=Yes	AtFrames=No	NumSegments=0	MaxLength=0	MaxDegrees=0
Frame=38	AutoMesh=Yes	AtJoints=Yes	AtFrames=No	NumSegments=0	MaxLength=0	MaxDegrees=0
Frame=39	AutoMesh=Yes	AtJoints=Yes	AtFrames=No	NumSegments=0	MaxLength=0	MaxDegrees=0
Frame=40	AutoMesh=Yes	AtJoints=Yes	AtFrames=No	NumSegments=0	MaxLength=0	MaxDegrees=0
Frame=41	AutoMesh=Yes	AtJoints=Yes	AtFrames=No	NumSegments=0	MaxLength=0	MaxDegrees=0
Frame=42	AutoMesh=Yes	AtJoints=Yes	AtFrames=No	NumSegments=0	MaxLength=0	MaxDegrees=0
Frame=43	AutoMesh=Yes	AtJoints=Yes	AtFrames=No	NumSegments=0	MaxLength=0	MaxDegrees=0
Frame=44	AutoMesh=Yes	AtJoints=Yes	AtFrames=No	NumSegments=0	MaxLength=0	MaxDegrees=0
Frame=45	AutoMesh=Yes	AtJoints=Yes	AtFrames=No	NumSegments=0	MaxLength=0	MaxDegrees=0
Frame=46	AutoMesh=Yes	AtJoints=Yes	AtFrames=No	NumSegments=0	MaxLength=0	MaxDegrees=0
Frame=47	AutoMesh=Yes	AtJoints=Yes	AtFrames=No	NumSegments=0	MaxLength=0	MaxDegrees=0



Collegamento autostradale Asti – Cuneo – Tronco II Lotto 6
PROGETTO ESECUTIVO
Galleria Verduno – Relazione di calcolo galleria artificiale – Lato Cherasco

Frame=48	AutoMesh=Yes	AtJoints=Yes	AtFrames=No	NumSegments=0	MaxLength=0	MaxDegrees=0
Frame=49	AutoMesh=Yes	AtJoints=Yes	AtFrames=No	NumSegments=0	MaxLength=0	MaxDegrees=0
Frame=50	AutoMesh=Yes	AtJoints=Yes	AtFrames=No	NumSegments=0	MaxLength=0	MaxDegrees=0
Frame=51	AutoMesh=Yes	AtJoints=Yes	AtFrames=No	NumSegments=0	MaxLength=0	MaxDegrees=0
Frame=52	AutoMesh=Yes	AtJoints=Yes	AtFrames=No	NumSegments=0	MaxLength=0	MaxDegrees=0
Frame=53	AutoMesh=Yes	AtJoints=Yes	AtFrames=No	NumSegments=0	MaxLength=0	MaxDegrees=0
Frame=54	AutoMesh=Yes	AtJoints=Yes	AtFrames=No	NumSegments=0	MaxLength=0	MaxDegrees=0
Frame=55	AutoMesh=Yes	AtJoints=Yes	AtFrames=No	NumSegments=0	MaxLength=0	MaxDegrees=0
Frame=56	AutoMesh=Yes	AtJoints=Yes	AtFrames=No	NumSegments=0	MaxLength=0	MaxDegrees=0
Frame=57	AutoMesh=Yes	AtJoints=Yes	AtFrames=No	NumSegments=0	MaxLength=0	MaxDegrees=0
Frame=58	AutoMesh=Yes	AtJoints=Yes	AtFrames=No	NumSegments=0	MaxLength=0	MaxDegrees=0

TABLE: "FRAME DESIGN PROCEDURES"

Frame=1	DesignProc="From Material"
Frame=2	DesignProc="From Material"
Frame=3	DesignProc="From Material"
Frame=4	DesignProc="From Material"
Frame=5	DesignProc="From Material"
Frame=6	DesignProc="From Material"
Frame=7	DesignProc="From Material"
Frame=8	DesignProc="From Material"
Frame=9	DesignProc="From Material"
Frame=10	DesignProc="From Material"
Frame=11	DesignProc="From Material"
Frame=12	DesignProc="From Material"
Frame=13	DesignProc="From Material"
Frame=14	DesignProc="From Material"
Frame=15	DesignProc="From Material"
Frame=16	DesignProc="From Material"
Frame=17	DesignProc="From Material"
Frame=18	DesignProc="From Material"
Frame=19	DesignProc="From Material"
Frame=20	DesignProc="From Material"
Frame=21	DesignProc="From Material"
Frame=22	DesignProc="From Material"
Frame=23	DesignProc="From Material"
Frame=24	DesignProc="From Material"
Frame=25	DesignProc="From Material"
Frame=26	DesignProc="From Material"
Frame=27	DesignProc="From Material"
Frame=28	DesignProc="From Material"
Frame=29	DesignProc="From Material"
Frame=30	DesignProc="From Material"
Frame=31	DesignProc="From Material"
Frame=32	DesignProc="From Material"
Frame=33	DesignProc="From Material"
Frame=34	DesignProc="From Material"
Frame=35	DesignProc="From Material"
Frame=36	DesignProc="From Material"
Frame=37	DesignProc="From Material"
Frame=38	DesignProc="From Material"
Frame=39	DesignProc="From Material"
Frame=40	DesignProc="From Material"
Frame=41	DesignProc="From Material"
Frame=42	DesignProc="From Material"
Frame=43	DesignProc="From Material"
Frame=44	DesignProc="From Material"
Frame=45	DesignProc="From Material"
Frame=46	DesignProc="From Material"
Frame=47	DesignProc="From Material"
Frame=48	DesignProc="From Material"
Frame=49	DesignProc="From Material"
Frame=50	DesignProc="From Material"
Frame=51	DesignProc="From Material"
Frame=52	DesignProc="From Material"
Frame=53	DesignProc="From Material"
Frame=54	DesignProc="From Material"
Frame=55	DesignProc="From Material"
Frame=56	DesignProc="From Material"
Frame=57	DesignProc="From Material"
Frame=58	DesignProc="From Material"

TABLE: "FRAME LOADS - DISTRIBUTED"

Frame=1	LoadPat="Spinta Ka SX"	CoordSys=GLOBAL	Type=Force	Dir=X	DistType=RelDist
RelDistA=0	RelDistB=1	AbsDistA=0	AbsDistB=1.04647711586864	FOverLA=96.9	FOverLB=96.9
Frame=1	LoadPat="Spinta K0 SX"	CoordSys=GLOBAL	Type=Force	Dir=X	DistType=RelDist
RelDistA=0	RelDistB=1	AbsDistA=0	AbsDistB=1.04647711586864	FOverLA=145.3	FOverLB=145.3
Frame=1	LoadPat="Q Spinta Ka SX"	CoordSys=GLOBAL	Type=Force	Dir=X	DistType=RelDist
RelDistA=0	RelDistB=1	AbsDistA=0	AbsDistB=1.04647711586864	FOverLA=3.3	FOverLB=3.3
Frame=1	LoadPat="Q Spinta K0 SX"	CoordSys=GLOBAL	Type=Force	Dir=X	DistType=RelDist
RelDistA=0	RelDistB=1	AbsDistA=0	AbsDistB=1.04647711586864	FOverLA=5	FOverLB=5
Frame=1	LoadPat="WOOD SX SLV"	CoordSys=GLOBAL	Type=Force	Dir=X	DistType=RelDist
RelDistA=0	RelDistB=1	AbsDistA=0	AbsDistB=1.04647711586864	FOverLA=50	FOverLB=50



**Collegamento autostradale Asti – Cuneo – Tronco II Lotto 6
PROGETTO ESECUTIVO
Galleria Verduno – Relazione di calcolo galleria artificiale – Lato Cherasco**

Frame=1	LoadPat="WOOD SX SLD"	CoordSys=GLOBAL	Type=Force	Dir=X	DistType=RelDist
RelDistA=0	RelDistB=1	AbsDistA=0	AbsDistB=1.04647711586864	FOverLA=30	FOverLB=30
Frame=2	LoadPat="Spinta Ka SX"	CoordSys=GLOBAL	Type=Force	Dir=X	DistType=RelDist
RelDistA=0	RelDistB=1	AbsDistA=0	AbsDistB=1.04647711587234	FOverLA=89.9	FOverLB=89.9
Frame=2	LoadPat="Spinta K0 SX"	CoordSys=GLOBAL	Type=Force	Dir=X	DistType=RelDist
RelDistA=0	RelDistB=1	AbsDistA=0	AbsDistB=1.04647711587234	FOverLA=134.9	FOverLB=134.9
Frame=2	LoadPat="Q Spinta Ka SX"	CoordSys=GLOBAL	Type=Force	Dir=X	DistType=RelDist
RelDistA=0	RelDistB=1	AbsDistA=0	AbsDistB=1.04647711587234	FOverLA=3.3	FOverLB=3.3
Frame=2	LoadPat="Q Spinta K0 SX"	CoordSys=GLOBAL	Type=Force	Dir=X	DistType=RelDist
RelDistA=0	RelDistB=1	AbsDistA=0	AbsDistB=1.04647711587234	FOverLA=5	FOverLB=5
Frame=2	LoadPat="WOOD SX SLV"	CoordSys=GLOBAL	Type=Force	Dir=X	DistType=RelDist
RelDistA=0	RelDistB=1	AbsDistA=0	AbsDistB=1.04647711587234	FOverLA=50	FOverLB=50
Frame=2	LoadPat="WOOD SX SLD"	CoordSys=GLOBAL	Type=Force	Dir=X	DistType=RelDist
RelDistA=0	RelDistB=1	AbsDistA=0	AbsDistB=1.04647711587234	FOverLA=30	FOverLB=30
Frame=3	LoadPat="Spinta Ka SX"	CoordSys=GLOBAL	Type=Force	Dir=X	DistType=RelDist
RelDistA=0	RelDistB=1	AbsDistA=0	AbsDistB=1.04647711587228	FOverLA=82.9	FOverLB=82.9
Frame=3	LoadPat="Spinta K0 SX"	CoordSys=GLOBAL	Type=Force	Dir=X	DistType=RelDist
RelDistA=0	RelDistB=1	AbsDistA=0	AbsDistB=1.04647711587228	FOverLA=124.4	FOverLB=124.4
Frame=3	LoadPat="Q Spinta Ka SX"	CoordSys=GLOBAL	Type=Force	Dir=X	DistType=RelDist
RelDistA=0	RelDistB=1	AbsDistA=0	AbsDistB=1.04647711587228	FOverLA=3.3	FOverLB=3.3
Frame=3	LoadPat="Q Spinta K0 SX"	CoordSys=GLOBAL	Type=Force	Dir=X	DistType=RelDist
RelDistA=0	RelDistB=1	AbsDistA=0	AbsDistB=1.04647711587228	FOverLA=5	FOverLB=5
Frame=3	LoadPat="WOOD SX SLV"	CoordSys=GLOBAL	Type=Force	Dir=X	DistType=RelDist
RelDistA=0	RelDistB=1	AbsDistA=0	AbsDistB=1.04647711587228	FOverLA=50	FOverLB=50
Frame=3	LoadPat="WOOD SX SLD"	CoordSys=GLOBAL	Type=Force	Dir=X	DistType=RelDist
RelDistA=0	RelDistB=1	AbsDistA=0	AbsDistB=1.04647711587228	FOverLA=30	FOverLB=30
Frame=4	LoadPat="Spinta Ka SX"	CoordSys=GLOBAL	Type=Force	Dir=X	DistType=RelDist
RelDistA=0	RelDistB=1	AbsDistA=0	AbsDistB=1.04647711587228	FOverLA=76	FOverLB=76
Frame=4	LoadPat="Spinta K0 SX"	CoordSys=GLOBAL	Type=Force	Dir=X	DistType=RelDist
RelDistA=0	RelDistB=1	AbsDistA=0	AbsDistB=1.04647711587228	FOverLA=113.9	FOverLB=113.9
Frame=4	LoadPat="Q Spinta Ka SX"	CoordSys=GLOBAL	Type=Force	Dir=X	DistType=RelDist
RelDistA=0	RelDistB=1	AbsDistA=0	AbsDistB=1.04647711587228	FOverLA=3.3	FOverLB=3.3
Frame=4	LoadPat="Q Spinta K0 SX"	CoordSys=GLOBAL	Type=Force	Dir=X	DistType=RelDist
RelDistA=0	RelDistB=1	AbsDistA=0	AbsDistB=1.04647711587228	FOverLA=5	FOverLB=5
Frame=4	LoadPat="WOOD SX SLV"	CoordSys=GLOBAL	Type=Force	Dir=X	DistType=RelDist
RelDistA=0	RelDistB=1	AbsDistA=0	AbsDistB=1.04647711587228	FOverLA=50	FOverLB=50
Frame=4	LoadPat="WOOD SX SLD"	CoordSys=GLOBAL	Type=Force	Dir=X	DistType=RelDist
RelDistA=0	RelDistB=1	AbsDistA=0	AbsDistB=1.04647711587228	FOverLA=30	FOverLB=30
Frame=5	LoadPat="Spinta Ka SX"	CoordSys=GLOBAL	Type=Force	Dir=X	DistType=RelDist
RelDistA=0	RelDistB=1	AbsDistA=0	AbsDistB=1.04647711587235	FOverLA=69	FOverLB=69
Frame=5	LoadPat="Spinta K0 SX"	CoordSys=GLOBAL	Type=Force	Dir=X	DistType=RelDist
RelDistA=0	RelDistB=1	AbsDistA=0	AbsDistB=1.04647711587235	FOverLA=103.5	FOverLB=103.5
Frame=5	LoadPat="Q Spinta Ka SX"	CoordSys=GLOBAL	Type=Force	Dir=X	DistType=RelDist
RelDistA=0	RelDistB=1	AbsDistA=0	AbsDistB=1.04647711587235	FOverLA=3.3	FOverLB=3.3
Frame=5	LoadPat="Q Spinta K0 SX"	CoordSys=GLOBAL	Type=Force	Dir=X	DistType=RelDist
RelDistA=0	RelDistB=1	AbsDistA=0	AbsDistB=1.04647711587235	FOverLA=5	FOverLB=5
Frame=5	LoadPat="WOOD SX SLV"	CoordSys=GLOBAL	Type=Force	Dir=X	DistType=RelDist
RelDistA=0	RelDistB=1	AbsDistA=0	AbsDistB=1.04647711587235	FOverLA=50	FOverLB=50
Frame=5	LoadPat="WOOD SX SLD"	CoordSys=GLOBAL	Type=Force	Dir=X	DistType=RelDist
RelDistA=0	RelDistB=1	AbsDistA=0	AbsDistB=1.04647711587235	FOverLA=30	FOverLB=30
Frame=6	LoadPat="Spinta Ka SX"	CoordSys=GLOBAL	Type=Force	Dir=X	DistType=RelDist
RelDistA=0	RelDistB=1	AbsDistA=0	AbsDistB=1.0464771158723	FOverLA=62	FOverLB=62
Frame=6	LoadPat="Spinta K0 SX"	CoordSys=GLOBAL	Type=Force	Dir=X	DistType=RelDist
RelDistA=0	RelDistB=1	AbsDistA=0	AbsDistB=1.0464771158723	FOverLA=93	FOverLB=93
Frame=6	LoadPat="Q Spinta Ka SX"	CoordSys=GLOBAL	Type=Force	Dir=X	DistType=RelDist
RelDistA=0	RelDistB=1	AbsDistA=0	AbsDistB=1.0464771158723	FOverLA=3.3	FOverLB=3.3
Frame=6	LoadPat="Q Spinta K0 SX"	CoordSys=GLOBAL	Type=Force	Dir=X	DistType=RelDist
RelDistA=0	RelDistB=1	AbsDistA=0	AbsDistB=1.0464771158723	FOverLA=5	FOverLB=5
Frame=6	LoadPat="WOOD SX SLV"	CoordSys=GLOBAL	Type=Force	Dir=X	DistType=RelDist
RelDistA=0	RelDistB=1	AbsDistA=0	AbsDistB=1.0464771158723	FOverLA=50	FOverLB=50
Frame=6	LoadPat="WOOD SX SLD"	CoordSys=GLOBAL	Type=Force	Dir=X	DistType=RelDist
RelDistA=0	RelDistB=1	AbsDistA=0	AbsDistB=1.0464771158723	FOverLA=30	FOverLB=30
Frame=7	LoadPat=Ricoprimento	CoordSys=GLOBAL	Type=Force	Dir=Gravity	DistType=RelDist
RelDistA=0	RelDistB=1	AbsDistA=0	AbsDistB=0.94646176701863	FOverLA=119.4	FOverLB=119.4
Frame=7	LoadPat="Spinta Ka SX"	CoordSys=GLOBAL	Type=Force	Dir=X	DistType=RelDist
RelDistA=0	RelDistB=1	AbsDistA=0	AbsDistB=0.94646176701863	FOverLA=39.8	FOverLB=39.8
Frame=7	LoadPat="Spinta K0 SX"	CoordSys=GLOBAL	Type=Force	Dir=X	DistType=RelDist
RelDistA=0	RelDistB=1	AbsDistA=0	AbsDistB=0.94646176701863	FOverLA=59.7	FOverLB=59.7
Frame=7	LoadPat=Q	CoordSys=GLOBAL	Type=Force	Dir=Gravity	DistType=RelDist
RelDistB=1	AbsDistA=0	AbsDistB=0.94646176701863	FOverLA=7.1	FOverLB=7.1	
Frame=7	LoadPat="Q Spinta Ka SX"	CoordSys=GLOBAL	Type=Force	Dir=X	DistType=RelDist
RelDistA=0	RelDistB=1	AbsDistA=0	AbsDistB=0.94646176701863	FOverLA=2.4	FOverLB=2.4
Frame=7	LoadPat="Q Spinta K0 SX"	CoordSys=GLOBAL	Type=Force	Dir=X	DistType=RelDist
RelDistA=0	RelDistB=1	AbsDistA=0	AbsDistB=0.94646176701863	FOverLA=3.5	FOverLB=3.5
Frame=7	LoadPat="WOOD SX SLV"	CoordSys=GLOBAL	Type=Force	Dir=X	DistType=RelDist
RelDistA=0	RelDistB=1	AbsDistA=0	AbsDistB=0.94646176701863	FOverLA=35.4	FOverLB=35.4
Frame=7	LoadPat="WOOD SX SLD"	CoordSys=GLOBAL	Type=Force	Dir=X	DistType=RelDist
RelDistA=0	RelDistB=1	AbsDistA=0	AbsDistB=0.94646176701863	FOverLA=21.2	FOverLB=21.2
Frame=8	LoadPat=Ricoprimento	CoordSys=GLOBAL	Type=Force	Dir=Gravity	DistType=RelDist
RelDistA=0	RelDistB=1	AbsDistA=0	AbsDistB=0.946461767018558	FOverLA=109.9	FOverLB=109.9
Frame=8	LoadPat="Spinta Ka SX"	CoordSys=GLOBAL	Type=Force	Dir=X	DistType=RelDist
RelDistA=0	RelDistB=1	AbsDistA=0	AbsDistB=0.946461767018558	FOverLA=36.6	FOverLB=36.6



Collegamento autostradale Asti – Cuneo – Tronco Il Lotto 6
PROGETTO ESECUTIVO
Galleria Verduno – Relazione di calcolo galleria artificiale – Lato Cherasco

Frame=8	LoadPat="Spinta K0 SX"	CoordSys=GLOBAL	Type=Force	Dir=X	DistType=RelDist
RelDistA=0	RelDistB=1	AbsDistA=0	AbsDistB=0.946461767018558	FOverLA=55	FOverLB=55
Frame=8	LoadPat=Q	CoordSys=GLOBAL	Type=Force	Dir=Gravity	DistType=RelDist
RelDistB=1	AbsDistA=0	AbsDistB=0.946461767018558	FOverLA=7.1	FOverLB=7.1	RelDistA=0
Frame=8	LoadPat="Q Spinta Ka SX"	CoordSys=GLOBAL	Type=Force	Dir=X	DistType=RelDist
RelDistA=0	RelDistB=1	AbsDistA=0	AbsDistB=0.946461767018558	FOverLA=2.4	FOverLB=2.4
Frame=8	LoadPat="Q Spinta K0 SX"	CoordSys=GLOBAL	Type=Force	Dir=X	DistType=RelDist
RelDistA=0	RelDistB=1	AbsDistA=0	AbsDistB=0.946461767018558	FOverLA=3.5	FOverLB=3.5
Frame=8	LoadPat="WOOD SX SLV"	CoordSys=GLOBAL	Type=Force	Dir=X	DistType=RelDist
RelDistA=0	RelDistB=1	AbsDistA=0	AbsDistB=0.946461767018558	FOverLA=35.4	FOverLB=35.4
Frame=8	LoadPat="WOOD SX SLD"	CoordSys=GLOBAL	Type=Force	Dir=X	DistType=RelDist
RelDistA=0	RelDistB=1	AbsDistA=0	AbsDistB=0.946461767018558	FOverLA=21.2	FOverLB=21.2
Frame=9	LoadPat=Ricoprimento	CoordSys=GLOBAL	Type=Force	Dir=Gravity	DistType=RelDist
RelDistA=0	RelDistB=1	AbsDistA=0	AbsDistB=0.94646176701863	FOverLA=100.5	FOverLB=100.5
Frame=9	LoadPat="Spinta Ka SX"	CoordSys=GLOBAL	Type=Force	Dir=X	DistType=RelDist
RelDistA=0	RelDistB=1	AbsDistA=0	AbsDistB=0.94646176701863	FOverLA=33.5	FOverLB=33.5
Frame=9	LoadPat="Q Spinta K0 SX"	CoordSys=GLOBAL	Type=Force	Dir=X	DistType=RelDist
RelDistA=0	RelDistB=1	AbsDistA=0	AbsDistB=0.94646176701863	FOverLA=50.2	FOverLB=50.2
Frame=9	LoadPat=Q	CoordSys=GLOBAL	Type=Force	Dir=Gravity	DistType=RelDist
RelDistB=1	AbsDistA=0	AbsDistB=0.94646176701863	FOverLA=7.1	FOverLB=7.1	RelDistA=0
Frame=9	LoadPat="Q Spinta Ka SX"	CoordSys=GLOBAL	Type=Force	Dir=X	DistType=RelDist
RelDistA=0	RelDistB=1	AbsDistA=0	AbsDistB=0.94646176701863	FOverLA=2.4	FOverLB=2.4
Frame=9	LoadPat="Q Spinta K0 SX"	CoordSys=GLOBAL	Type=Force	Dir=X	DistType=RelDist
RelDistA=0	RelDistB=1	AbsDistA=0	AbsDistB=0.94646176701863	FOverLA=3.5	FOverLB=3.5
Frame=9	LoadPat="WOOD SX SLV"	CoordSys=GLOBAL	Type=Force	Dir=X	DistType=RelDist
RelDistA=0	RelDistB=1	AbsDistA=0	AbsDistB=0.94646176701863	FOverLA=35.4	FOverLB=35.4
Frame=9	LoadPat="WOOD SX SLD"	CoordSys=GLOBAL	Type=Force	Dir=X	DistType=RelDist
RelDistA=0	RelDistB=1	AbsDistA=0	AbsDistB=0.94646176701863	FOverLA=21.2	FOverLB=21.2
Frame=10	LoadPat=Ricoprimento	CoordSys=GLOBAL	Type=Force	Dir=Gravity	DistType=RelDist
RelDistA=0	RelDistB=1	AbsDistA=0	AbsDistB=0.946461273071228	FOverLA=91	FOverLB=91
Frame=10	LoadPat="Spinta Ka SX"	CoordSys=GLOBAL	Type=Force	Dir=X	DistType=RelDist
RelDistA=0	RelDistB=1	AbsDistA=0	AbsDistB=0.946461273071228	FOverLA=30.3	FOverLB=30.3
Frame=10	LoadPat="Spinta K0 SX"	CoordSys=GLOBAL	Type=Force	Dir=X	DistType=RelDist
RelDistA=0	RelDistB=1	AbsDistA=0	AbsDistB=0.946461273071228	FOverLA=45.5	FOverLB=45.5
Frame=10	LoadPat=Q	CoordSys=GLOBAL	Type=Force	Dir=Gravity	DistType=RelDist
RelDistB=1	AbsDistA=0	AbsDistB=0.946461273071228	FOverLA=7.1	FOverLB=7.1	RelDistA=0
Frame=10	LoadPat="Q Spinta Ka SX"	CoordSys=GLOBAL	Type=Force	Dir=X	DistType=RelDist
RelDistA=0	RelDistB=1	AbsDistA=0	AbsDistB=0.946461273071228	FOverLA=2.4	FOverLB=2.4
Frame=10	LoadPat="Q Spinta K0 SX"	CoordSys=GLOBAL	Type=Force	Dir=X	DistType=RelDist
RelDistA=0	RelDistB=1	AbsDistA=0	AbsDistB=0.946461273071228	FOverLA=3.5	FOverLB=3.5
Frame=10	LoadPat="WOOD SX SLV"	CoordSys=GLOBAL	Type=Force	Dir=X	DistType=RelDist
RelDistA=0	RelDistB=1	AbsDistA=0	AbsDistB=0.946461273071228	FOverLA=35.3	FOverLB=35.3
Frame=10	LoadPat="WOOD SX SLD"	CoordSys=GLOBAL	Type=Force	Dir=X	DistType=RelDist
RelDistA=0	RelDistB=1	AbsDistA=0	AbsDistB=0.946461273071228	FOverLA=21.2	FOverLB=21.2
Frame=11	LoadPat=Ricoprimento	CoordSys=GLOBAL	Type=Force	Dir=Gravity	DistType=RelDist
RelDistA=0	RelDistB=1	AbsDistA=0	AbsDistB=0.945799052068637	FOverLA=87.6	FOverLB=87.6
Frame=11	LoadPat="Spinta Ka SX"	CoordSys=GLOBAL	Type=Force	Dir=X	DistType=RelDist
RelDistA=0	RelDistB=1	AbsDistA=0	AbsDistB=0.945799052068637	FOverLA=25.3	FOverLB=25.3
Frame=11	LoadPat="Spinta K0 SX"	CoordSys=GLOBAL	Type=Force	Dir=X	DistType=RelDist
RelDistA=0	RelDistB=1	AbsDistA=0	AbsDistB=0.945799052068637	FOverLA=37.9	FOverLB=37.9
Frame=11	LoadPat=Q	CoordSys=GLOBAL	Type=Force	Dir=Gravity	DistType=RelDist
RelDistB=1	AbsDistA=0	AbsDistB=0.945799052068637	FOverLA=7.6	FOverLB=7.6	RelDistA=0
Frame=11	LoadPat="Q Spinta Ka SX"	CoordSys=GLOBAL	Type=Force	Dir=X	DistType=RelDist
RelDistA=0	RelDistB=1	AbsDistA=0	AbsDistB=0.945799052068637	FOverLA=2.2	FOverLB=2.2
Frame=11	LoadPat="Q Spinta K0 SX"	CoordSys=GLOBAL	Type=Force	Dir=X	DistType=RelDist
RelDistA=0	RelDistB=1	AbsDistA=0	AbsDistB=0.945799052068637	FOverLA=3.3	FOverLB=3.3
Frame=11	LoadPat="WOOD SX SLV"	CoordSys=GLOBAL	Type=Force	Dir=X	DistType=RelDist
RelDistA=0	RelDistB=1	AbsDistA=0	AbsDistB=0.945799052068637	FOverLA=32.7	FOverLB=32.7
Frame=11	LoadPat="WOOD SX SLD"	CoordSys=GLOBAL	Type=Force	Dir=X	DistType=RelDist
RelDistA=0	RelDistB=1	AbsDistA=0	AbsDistB=0.945799052068637	FOverLA=19.6	FOverLB=19.6
Frame=12	LoadPat=Ricoprimento	CoordSys=GLOBAL	Type=Force	Dir=Gravity	DistType=RelDist
RelDistA=0	RelDistB=1	AbsDistA=0	AbsDistB=0.945799052068494	FOverLA=87.1	FOverLB=87.1
Frame=12	LoadPat="Spinta Ka SX"	CoordSys=GLOBAL	Type=Force	Dir=X	DistType=RelDist
RelDistA=0	RelDistB=1	AbsDistA=0	AbsDistB=0.945799052068494	FOverLA=19.2	FOverLB=19.2
Frame=12	LoadPat="Spinta K0 SX"	CoordSys=GLOBAL	Type=Force	Dir=X	DistType=RelDist
RelDistA=0	RelDistB=1	AbsDistA=0	AbsDistB=0.945799052068494	FOverLA=28.8	FOverLB=28.8
Frame=12	LoadPat=Q	CoordSys=GLOBAL	Type=Force	Dir=Gravity	DistType=RelDist
RelDistB=1	AbsDistA=0	AbsDistB=0.945799052068494	FOverLA=8.3	FOverLB=8.3	RelDistA=0
Frame=12	LoadPat="Q Spinta Ka SX"	CoordSys=GLOBAL	Type=Force	Dir=X	DistType=RelDist
RelDistA=0	RelDistB=1	AbsDistA=0	AbsDistB=0.945799052068494	FOverLA=1.8	FOverLB=1.8
Frame=12	LoadPat="Q Spinta K0 SX"	CoordSys=GLOBAL	Type=Force	Dir=X	DistType=RelDist
RelDistA=0	RelDistB=1	AbsDistA=0	AbsDistB=0.945799052068494	FOverLA=2.8	FOverLB=2.8
Frame=12	LoadPat="WOOD SX SLV"	CoordSys=GLOBAL	Type=Force	Dir=X	DistType=RelDist
RelDistA=0	RelDistB=1	AbsDistA=0	AbsDistB=0.945799052068494	FOverLA=27.5	FOverLB=27.5
Frame=12	LoadPat="WOOD SX SLD"	CoordSys=GLOBAL	Type=Force	Dir=X	DistType=RelDist
RelDistA=0	RelDistB=1	AbsDistA=0	AbsDistB=0.945799052068494	FOverLA=16.5	FOverLB=16.5
Frame=13	LoadPat=Ricoprimento	CoordSys=GLOBAL	Type=Force	Dir=Gravity	DistType=RelDist
RelDistA=0	RelDistB=1	AbsDistA=0	AbsDistB=0.945799052068508	FOverLA=85.4	FOverLB=85.4
Frame=13	LoadPat="Spinta Ka SX"	CoordSys=GLOBAL	Type=Force	Dir=X	DistType=RelDist
RelDistA=0	RelDistB=1	AbsDistA=0	AbsDistB=0.945799052068508	FOverLA=13.9	FOverLB=13.9
Frame=13	LoadPat="Spinta K0 SX"	CoordSys=GLOBAL	Type=Force	Dir=X	DistType=RelDist
RelDistA=0	RelDistB=1	AbsDistA=0	AbsDistB=0.945799052068508	FOverLA=20.8	FOverLB=20.8



Collegamento autostradale Asti – Cuneo – Tronco II Lotto 6
PROGETTO ESECUTIVO
Galleria Verduno – Relazione di calcolo galleria artificiale – Lato Cherasco

Frame=13	LoadPat=Q	CoordSys=GLOBAL	Type=Force	Dir=Gravity	DistType=RelDist	RelDistA=0
RelDistB=1	AbsDistA=0	AbsDistB=0.945799052068508	FOverLA=9	FOverLB=9		
Frame=13	LoadPat="Q Spinta Ka SX"	CoordSys=GLOBAL	Type=Force	Dir=X	DistType=RelDist	
RelDistA=0	RelDistB=1	AbsDistA=0	AbsDistB=0.945799052068508	FOverLA=1.5	FOverLB=1.5	
Frame=13	LoadPat="Q Spinta K0 SX"	CoordSys=GLOBAL	Type=Force	Dir=X	DistType=RelDist	
RelDistA=0	RelDistB=1	AbsDistA=0	AbsDistB=0.945799052068508	FOverLA=2.2	FOverLB=2.2	
Frame=13	LoadPat="WOOD SX SLV"	CoordSys=GLOBAL	Type=Force	Dir=X	DistType=RelDist	
RelDistA=0	RelDistB=1	AbsDistA=0	AbsDistB=0.945799052068508	FOverLA=21.9	FOverLB=21.9	
Frame=13	LoadPat="WOOD SX SLD"	CoordSys=GLOBAL	Type=Force	Dir=X	DistType=RelDist	
RelDistA=0	RelDistB=1	AbsDistA=0	AbsDistB=0.945799052068508	FOverLA=13.2	FOverLB=13.2	
Frame=14	LoadPat=Ricoprimento	CoordSys=GLOBAL	Type=Force	Dir=Gravity	DistType=RelDist	
RelDistA=0	RelDistB=1	AbsDistA=0	AbsDistB=0.945799052068553	FOverLA=83.3	FOverLB=83.3	
Frame=14	LoadPat="Spinta Ka SX"	CoordSys=GLOBAL	Type=Force	Dir=X	DistType=RelDist	
RelDistA=0	RelDistB=1	AbsDistA=0	AbsDistB=0.945799052068553	FOverLA=9.3	FOverLB=9.3	
Frame=14	LoadPat="Spinta K0 SX"	CoordSys=GLOBAL	Type=Force	Dir=X	DistType=RelDist	
RelDistA=0	RelDistB=1	AbsDistA=0	AbsDistB=0.945799052068553	FOverLA=14	FOverLB=14	
Frame=14	LoadPat=Q	CoordSys=GLOBAL	Type=Force	Dir=Gravity	DistType=RelDist	RelDistA=0
RelDistB=1	AbsDistA=0	AbsDistB=0.945799052068553	FOverLA=9.5	FOverLB=9.5		
Frame=14	LoadPat="Q Spinta Ka SX"	CoordSys=GLOBAL	Type=Force	Dir=X	DistType=RelDist	
RelDistA=0	RelDistB=1	AbsDistA=0	AbsDistB=0.945799052068553	FOverLA=1.1	FOverLB=1.1	
Frame=14	LoadPat="Q Spinta K0 SX"	CoordSys=GLOBAL	Type=Force	Dir=X	DistType=RelDist	
RelDistA=0	RelDistB=1	AbsDistA=0	AbsDistB=0.945799052068553	FOverLA=1.6	FOverLB=1.6	
Frame=14	LoadPat="WOOD SX SLV"	CoordSys=GLOBAL	Type=Force	Dir=X	DistType=RelDist	
RelDistA=0	RelDistB=1	AbsDistA=0	AbsDistB=0.945799052068553	FOverLA=15.9	FOverLB=15.9	
Frame=14	LoadPat="WOOD SX SLD"	CoordSys=GLOBAL	Type=Force	Dir=X	DistType=RelDist	
RelDistA=0	RelDistB=1	AbsDistA=0	AbsDistB=0.945799052068553	FOverLA=9.6	FOverLB=9.6	
Frame=15	LoadPat=Ricoprimento	CoordSys=GLOBAL	Type=Force	Dir=Gravity	DistType=RelDist	
RelDistA=0	RelDistB=1	AbsDistA=0	AbsDistB=0.945799052068506	FOverLA=81.5	FOverLB=81.5	
Frame=15	LoadPat="Spinta Ka SX"	CoordSys=GLOBAL	Type=Force	Dir=X	DistType=RelDist	
RelDistA=0	RelDistB=1	AbsDistA=0	AbsDistB=0.945799052068506	FOverLA=5.3	FOverLB=5.3	
Frame=15	LoadPat="Spinta K0 SX"	CoordSys=GLOBAL	Type=Force	Dir=X	DistType=RelDist	
RelDistA=0	RelDistB=1	AbsDistA=0	AbsDistB=0.945799052068506	FOverLA=8	FOverLB=8	
Frame=15	LoadPat=Q	CoordSys=GLOBAL	Type=Force	Dir=Gravity	DistType=RelDist	RelDistA=0
RelDistB=1	AbsDistA=0	AbsDistB=0.945799052068506	FOverLA=9.8	FOverLB=9.8		
Frame=15	LoadPat="Q Spinta Ka SX"	CoordSys=GLOBAL	Type=Force	Dir=X	DistType=RelDist	
RelDistA=0	RelDistB=1	AbsDistA=0	AbsDistB=0.945799052068506	FOverLA=0.6	FOverLB=0.6	
Frame=15	LoadPat="Q Spinta K0 SX"	CoordSys=GLOBAL	Type=Force	Dir=X	DistType=RelDist	
RelDistA=0	RelDistB=1	AbsDistA=0	AbsDistB=0.945799052068506	FOverLA=1	FOverLB=1	
Frame=15	LoadPat="WOOD SX SLV"	CoordSys=GLOBAL	Type=Force	Dir=X	DistType=RelDist	
RelDistA=0	RelDistB=1	AbsDistA=0	AbsDistB=0.945799052068506	FOverLA=9.7	FOverLB=9.7	
Frame=15	LoadPat="WOOD SX SLD"	CoordSys=GLOBAL	Type=Force	Dir=X	DistType=RelDist	
RelDistA=0	RelDistB=1	AbsDistA=0	AbsDistB=0.945799052068506	FOverLA=5.8	FOverLB=5.8	
Frame=16	LoadPat=Ricoprimento	CoordSys=GLOBAL	Type=Force	Dir=Gravity	DistType=RelDist	
RelDistA=0	RelDistB=1	AbsDistA=0	AbsDistB=0.945799052067496	FOverLA=80.4	FOverLB=80.4	
Frame=16	LoadPat="Spinta Ka SX"	CoordSys=GLOBAL	Type=Force	Dir=X	DistType=RelDist	
RelDistA=0	RelDistB=1	AbsDistA=0	AbsDistB=0.945799052067496	FOverLA=1.7	FOverLB=1.7	
Frame=16	LoadPat="Spinta K0 SX"	CoordSys=GLOBAL	Type=Force	Dir=X	DistType=RelDist	
RelDistA=0	RelDistB=1	AbsDistA=0	AbsDistB=0.945799052067496	FOverLA=2.6	FOverLB=2.6	
Frame=16	LoadPat=Q	CoordSys=GLOBAL	Type=Force	Dir=Gravity	DistType=RelDist	RelDistA=0
RelDistB=1	AbsDistA=0	AbsDistB=0.945799052067496	FOverLA=10	FOverLB=10		
Frame=16	LoadPat="Q Spinta Ka SX"	CoordSys=GLOBAL	Type=Force	Dir=X	DistType=RelDist	
RelDistA=0	RelDistB=1	AbsDistA=0	AbsDistB=0.945799052067496	FOverLA=0.2	FOverLB=0.2	
Frame=16	LoadPat="Q Spinta K0 SX"	CoordSys=GLOBAL	Type=Force	Dir=X	DistType=RelDist	
RelDistA=0	RelDistB=1	AbsDistA=0	AbsDistB=0.945799052067496	FOverLA=0.3	FOverLB=0.3	
Frame=16	LoadPat="WOOD SX SLV"	CoordSys=GLOBAL	Type=Force	Dir=X	DistType=RelDist	
RelDistA=0	RelDistB=1	AbsDistA=0	AbsDistB=0.945799052067496	FOverLA=3.2	FOverLB=3.2	
Frame=16	LoadPat="WOOD SX SLD"	CoordSys=GLOBAL	Type=Force	Dir=X	DistType=RelDist	
RelDistA=0	RelDistB=1	AbsDistA=0	AbsDistB=0.945799052067496	FOverLA=1.9	FOverLB=1.9	
Frame=17	LoadPat="Spinta Ka SX"	CoordSys=GLOBAL	Type=Force	Dir=X	DistType=RelDist	
RelDistA=0	RelDistB=1	AbsDistA=0	AbsDistB=0.775377027232517	FOverLA=5.9	FOverLB=5.9	
Frame=17	LoadPat="Spinta K0 SX"	CoordSys=GLOBAL	Type=Force	Dir=X	DistType=RelDist	
RelDistA=0	RelDistB=1	AbsDistA=0	AbsDistB=0.775377027232517	FOverLA=8.9	FOverLB=8.9	
Frame=17	LoadPat="Q Spinta Ka SX"	CoordSys=GLOBAL	Type=Force	Dir=X	DistType=RelDist	
RelDistA=0	RelDistB=1	AbsDistA=0	AbsDistB=0.775377027232517	FOverLA=0.1	FOverLB=0.1	
Frame=17	LoadPat="Q Spinta K0 SX"	CoordSys=GLOBAL	Type=Force	Dir=X	DistType=RelDist	
RelDistA=0	RelDistB=1	AbsDistA=0	AbsDistB=0.775377027232517	FOverLA=0.2	FOverLB=0.2	
Frame=17	LoadPat="WOOD SX SLV"	CoordSys=GLOBAL	Type=Force	Dir=X	DistType=RelDist	
RelDistA=0	RelDistB=1	AbsDistA=0	AbsDistB=0.775377027232517	FOverLA=2.2	FOverLB=2.2	
Frame=17	LoadPat="WOOD SX SLD"	CoordSys=GLOBAL	Type=Force	Dir=X	DistType=RelDist	
RelDistA=0	RelDistB=1	AbsDistA=0	AbsDistB=0.775377027232517	FOverLA=1.3	FOverLB=1.3	
Frame=18	LoadPat="Spinta Ka SX"	CoordSys=GLOBAL	Type=Force	Dir=X	DistType=RelDist	
RelDistA=0	RelDistB=1	AbsDistA=0	AbsDistB=0.775377027232403	FOverLA=17.6	FOverLB=17.6	
Frame=18	LoadPat="Spinta K0 SX"	CoordSys=GLOBAL	Type=Force	Dir=X	DistType=RelDist	
RelDistA=0	RelDistB=1	AbsDistA=0	AbsDistB=0.775377027232403	FOverLA=26.5	FOverLB=26.5	
Frame=18	LoadPat="Q Spinta Ka SX"	CoordSys=GLOBAL	Type=Force	Dir=X	DistType=RelDist	
RelDistA=0	RelDistB=1	AbsDistA=0	AbsDistB=0.775377027232403	FOverLA=0.4	FOverLB=0.4	
Frame=18	LoadPat="Q Spinta K0 SX"	CoordSys=GLOBAL	Type=Force	Dir=X	DistType=RelDist	
RelDistA=0	RelDistB=1	AbsDistA=0	AbsDistB=0.775377027232403	FOverLA=0.7	FOverLB=0.7	
Frame=18	LoadPat="WOOD SX SLV"	CoordSys=GLOBAL	Type=Force	Dir=X	DistType=RelDist	
RelDistA=0	RelDistB=1	AbsDistA=0	AbsDistB=0.775377027232403	FOverLA=6.6	FOverLB=6.6	
Frame=18	LoadPat="WOOD SX SLD"	CoordSys=GLOBAL	Type=Force	Dir=X	DistType=RelDist	
RelDistA=0	RelDistB=1	AbsDistA=0	AbsDistB=0.775377027232403	FOverLA=4	FOverLB=4	



**Collegamento autostradale Asti – Cuneo – Tronco Il Lotto 6
PROGETTO ESECUTIVO
Galleria Verduno – Relazione di calcolo galleria artificiale – Lato Cherasco**

Frame=19	LoadPat="Spinta Ka SX"	CoordSys=GLOBAL	Type=Force	Dir=X	DistType=RelDist
RelDistA=0	RelDistB=1	AbsDistA=0	AbsDistB=0.775377027232448	FOverLA=29.1	FOverLB=29.1
Frame=19	LoadPat="Spinta K0 SX"	CoordSys=GLOBAL	Type=Force	Dir=X	DistType=RelDist
RelDistA=0	RelDistB=1	AbsDistA=0	AbsDistB=0.775377027232448	FOverLA=43.6	FOverLB=43.6
Frame=19	LoadPat="Q Spinta Ka SX"	CoordSys=GLOBAL	Type=Force	Dir=X	DistType=RelDist
RelDistA=0	RelDistB=1	AbsDistA=0	AbsDistB=0.775377027232448	FOverLA=0.7	FOverLB=0.7
Frame=19	LoadPat="Q Spinta K0 SX"	CoordSys=GLOBAL	Type=Force	Dir=X	DistType=RelDist
RelDistA=0	RelDistB=1	AbsDistA=0	AbsDistB=0.775377027232448	FOverLA=1.1	FOverLB=1.1
Frame=19	LoadPat="WOOD SX SLV"	CoordSys=GLOBAL	Type=Force	Dir=X	DistType=RelDist
RelDistA=0	RelDistB=1	AbsDistA=0	AbsDistB=0.775377027232448	FOverLA=11	FOverLB=11
Frame=19	LoadPat="WOOD SX SLD"	CoordSys=GLOBAL	Type=Force	Dir=X	DistType=RelDist
RelDistA=0	RelDistB=1	AbsDistA=0	AbsDistB=0.775377027232448	FOverLA=6.6	FOverLB=6.6
Frame=20	LoadPat="Spinta Ka SX"	CoordSys=GLOBAL	Type=Force	Dir=X	DistType=RelDist
RelDistA=0	RelDistB=1	AbsDistA=0	AbsDistB=0.775377027232453	FOverLA=39.9	FOverLB=39.9
Frame=20	LoadPat="Spinta K0 SX"	CoordSys=GLOBAL	Type=Force	Dir=X	DistType=RelDist
RelDistA=0	RelDistB=1	AbsDistA=0	AbsDistB=0.775377027232453	FOverLA=59.9	FOverLB=59.9
Frame=20	LoadPat="Q Spinta Ka SX"	CoordSys=GLOBAL	Type=Force	Dir=X	DistType=RelDist
RelDistA=0	RelDistB=1	AbsDistA=0	AbsDistB=0.775377027232453	FOverLA=1	FOverLB=1
Frame=20	LoadPat="Q Spinta K0 SX"	CoordSys=GLOBAL	Type=Force	Dir=X	DistType=RelDist
RelDistA=0	RelDistB=1	AbsDistA=0	AbsDistB=0.775377027232453	FOverLA=1.5	FOverLB=1.5
Frame=20	LoadPat="WOOD SX SLV"	CoordSys=GLOBAL	Type=Force	Dir=X	DistType=RelDist
RelDistA=0	RelDistB=1	AbsDistA=0	AbsDistB=0.775377027232453	FOverLA=15.3	FOverLB=15.3
Frame=20	LoadPat="WOOD SX SLD"	CoordSys=GLOBAL	Type=Force	Dir=X	DistType=RelDist
RelDistA=0	RelDistB=1	AbsDistA=0	AbsDistB=0.775377027232453	FOverLA=9.2	FOverLB=9.2
Frame=21	LoadPat="Spinta Ka SX"	CoordSys=GLOBAL	Type=Force	Dir=X	DistType=RelDist
RelDistA=0	RelDistB=1	AbsDistA=0	AbsDistB=0.775377027232452	FOverLA=50.1	FOverLB=50.1
Frame=21	LoadPat="Spinta K0 SX"	CoordSys=GLOBAL	Type=Force	Dir=X	DistType=RelDist
RelDistA=0	RelDistB=1	AbsDistA=0	AbsDistB=0.775377027232452	FOverLA=75.2	FOverLB=75.2
Frame=21	LoadPat="Q Spinta Ka SX"	CoordSys=GLOBAL	Type=Force	Dir=X	DistType=RelDist
RelDistA=0	RelDistB=1	AbsDistA=0	AbsDistB=0.775377027232452	FOverLA=1.3	FOverLB=1.3
Frame=21	LoadPat="Q Spinta K0 SX"	CoordSys=GLOBAL	Type=Force	Dir=X	DistType=RelDist
RelDistA=0	RelDistB=1	AbsDistA=0	AbsDistB=0.775377027232452	FOverLA=1.9	FOverLB=1.9
Frame=21	LoadPat="WOOD SX SLV"	CoordSys=GLOBAL	Type=Force	Dir=X	DistType=RelDist
RelDistA=0	RelDistB=1	AbsDistA=0	AbsDistB=0.775377027232452	FOverLA=19.4	FOverLB=19.4
Frame=21	LoadPat="WOOD SX SLD"	CoordSys=GLOBAL	Type=Force	Dir=X	DistType=RelDist
RelDistA=0	RelDistB=1	AbsDistA=0	AbsDistB=0.775377027232452	FOverLA=11.7	FOverLB=11.7
Frame=22	LoadPat="Spinta Ka SX"	CoordSys=GLOBAL	Type=Force	Dir=X	DistType=RelDist
RelDistA=0	RelDistB=1	AbsDistA=0	AbsDistB=0.775377027232496	FOverLA=59.4	FOverLB=59.4
Frame=22	LoadPat="Spinta K0 SX"	CoordSys=GLOBAL	Type=Force	Dir=X	DistType=RelDist
RelDistA=0	RelDistB=1	AbsDistA=0	AbsDistB=0.775377027232496	FOverLA=89.1	FOverLB=89.1
Frame=22	LoadPat="Q Spinta Ka SX"	CoordSys=GLOBAL	Type=Force	Dir=X	DistType=RelDist
RelDistA=0	RelDistB=1	AbsDistA=0	AbsDistB=0.775377027232496	FOverLA=1.6	FOverLB=1.6
Frame=22	LoadPat="Q Spinta K0 SX"	CoordSys=GLOBAL	Type=Force	Dir=X	DistType=RelDist
RelDistA=0	RelDistB=1	AbsDistA=0	AbsDistB=0.775377027232496	FOverLA=2.3	FOverLB=2.3
Frame=22	LoadPat="WOOD SX SLV"	CoordSys=GLOBAL	Type=Force	Dir=X	DistType=RelDist
RelDistA=0	RelDistB=1	AbsDistA=0	AbsDistB=0.775377027232496	FOverLA=23.4	FOverLB=23.4
Frame=22	LoadPat="WOOD SX SLD"	CoordSys=GLOBAL	Type=Force	Dir=X	DistType=RelDist
RelDistA=0	RelDistB=1	AbsDistA=0	AbsDistB=0.775377027232496	FOverLA=14.1	FOverLB=14.1
Frame=23	LoadPat="Spinta Ka SX"	CoordSys=GLOBAL	Type=Force	Dir=X	DistType=RelDist
RelDistA=0	RelDistB=1	AbsDistA=0	AbsDistB=0.775377027232412	FOverLA=67.7	FOverLB=67.7
Frame=23	LoadPat="Spinta K0 SX"	CoordSys=GLOBAL	Type=Force	Dir=X	DistType=RelDist
RelDistA=0	RelDistB=1	AbsDistA=0	AbsDistB=0.775377027232412	FOverLA=101.5	FOverLB=101.5
Frame=23	LoadPat="Q Spinta Ka SX"	CoordSys=GLOBAL	Type=Force	Dir=X	DistType=RelDist
RelDistA=0	RelDistB=1	AbsDistA=0	AbsDistB=0.775377027232412	FOverLA=1.8	FOverLB=1.8
Frame=23	LoadPat="Q Spinta K0 SX"	CoordSys=GLOBAL	Type=Force	Dir=X	DistType=RelDist
RelDistA=0	RelDistB=1	AbsDistA=0	AbsDistB=0.775377027232412	FOverLA=2.7	FOverLB=2.7
Frame=23	LoadPat="WOOD SX SLV"	CoordSys=GLOBAL	Type=Force	Dir=X	DistType=RelDist
RelDistA=0	RelDistB=1	AbsDistA=0	AbsDistB=0.775377027232412	FOverLA=27.2	FOverLB=27.2
Frame=23	LoadPat="WOOD SX SLD"	CoordSys=GLOBAL	Type=Force	Dir=X	DistType=RelDist
RelDistA=0	RelDistB=1	AbsDistA=0	AbsDistB=0.775377027232412	FOverLA=16.3	FOverLB=16.3
Frame=24	LoadPat="Spinta Ka SX"	CoordSys=GLOBAL	Type=Force	Dir=X	DistType=RelDist
RelDistA=0	RelDistB=1	AbsDistA=0	AbsDistB=0.775377027232474	FOverLA=74.8	FOverLB=74.8
Frame=24	LoadPat="Spinta K0 SX"	CoordSys=GLOBAL	Type=Force	Dir=X	DistType=RelDist
RelDistA=0	RelDistB=1	AbsDistA=0	AbsDistB=0.775377027232474	FOverLA=112.2	FOverLB=112.2
Frame=24	LoadPat="Q Spinta Ka SX"	CoordSys=GLOBAL	Type=Force	Dir=X	DistType=RelDist
RelDistA=0	RelDistB=1	AbsDistA=0	AbsDistB=0.775377027232474	FOverLA=2.1	FOverLB=2.1
Frame=24	LoadPat="Q Spinta K0 SX"	CoordSys=GLOBAL	Type=Force	Dir=X	DistType=RelDist
RelDistA=0	RelDistB=1	AbsDistA=0	AbsDistB=0.775377027232474	FOverLA=3.1	FOverLB=3.1
Frame=24	LoadPat="WOOD SX SLV"	CoordSys=GLOBAL	Type=Force	Dir=X	DistType=RelDist
RelDistA=0	RelDistB=1	AbsDistA=0	AbsDistB=0.775377027232474	FOverLA=30.8	FOverLB=30.8
Frame=24	LoadPat="WOOD SX SLD"	CoordSys=GLOBAL	Type=Force	Dir=X	DistType=RelDist
RelDistA=0	RelDistB=1	AbsDistA=0	AbsDistB=0.775377027232474	FOverLA=18.5	FOverLB=18.5
Frame=25	LoadPat="Spinta Ka SX"	CoordSys=GLOBAL	Type=Force	Dir=X	DistType=RelDist
RelDistA=0	RelDistB=1	AbsDistA=0	AbsDistB=0.775377027232422	FOverLA=80.6	FOverLB=80.6
Frame=25	LoadPat="Spinta K0 SX"	CoordSys=GLOBAL	Type=Force	Dir=X	DistType=RelDist
RelDistA=0	RelDistB=1	AbsDistA=0	AbsDistB=0.775377027232422	FOverLA=120.9	FOverLB=120.9
Frame=25	LoadPat="Q Spinta Ka SX"	CoordSys=GLOBAL	Type=Force	Dir=X	DistType=RelDist
RelDistA=0	RelDistB=1	AbsDistA=0	AbsDistB=0.775377027232422	FOverLA=2.3	FOverLB=2.3
Frame=25	LoadPat="Q Spinta K0 SX"	CoordSys=GLOBAL	Type=Force	Dir=X	DistType=RelDist
RelDistA=0	RelDistB=1	AbsDistA=0	AbsDistB=0.775377027232422	FOverLA=3.4	FOverLB=3.4
Frame=25	LoadPat="WOOD SX SLV"	CoordSys=GLOBAL	Type=Force	Dir=X	DistType=RelDist
RelDistA=0	RelDistB=1	AbsDistA=0	AbsDistB=0.775377027232422	FOverLA=34.2	FOverLB=34.2



**Collegamento autostradale Asti – Cuneo – Tronco II Lotto 6
PROGETTO ESECUTIVO
Galleria Verduno – Relazione di calcolo galleria artificiale – Lato Cherasco**

Frame=25	LoadPat="WOOD SX SLD"	CoordSys=GLOBAL	Type=Force	Dir=X	DistType=RelDist
RelDistA=0	RelDistB=1	AbsDistA=0	AbsDistB=0.775377027232422	FOverLA=20.5	FOverLB=20.5
Frame=26	LoadPat="Spinta Ka SX"	CoordSys=GLOBAL	Type=Force	Dir=X	DistType=RelDist
RelDistA=0	RelDistB=1	AbsDistA=0	AbsDistB=0.775377027232445	FOverLA=85.2	FOverLB=85.2
Frame=26	LoadPat="Spinta K0 SX"	CoordSys=GLOBAL	Type=Force	Dir=X	DistType=RelDist
RelDistA=0	RelDistB=1	AbsDistA=0	AbsDistB=0.775377027232445	FOverLA=127.7	FOverLB=127.7
Frame=26	LoadPat="Q Spinta Ka SX"	CoordSys=GLOBAL	Type=Force	Dir=X	DistType=RelDist
RelDistA=0	RelDistB=1	AbsDistA=0	AbsDistB=0.775377027232445	FOverLA=2.5	FOverLB=2.5
Frame=26	LoadPat="Q Spinta K0 SX"	CoordSys=GLOBAL	Type=Force	Dir=X	DistType=RelDist
RelDistA=0	RelDistB=1	AbsDistA=0	AbsDistB=0.775377027232445	FOverLA=3.7	FOverLB=3.7
Frame=26	LoadPat="WOOD SX SLV"	CoordSys=GLOBAL	Type=Force	Dir=X	DistType=RelDist
RelDistA=0	RelDistB=1	AbsDistA=0	AbsDistB=0.775377027232445	FOverLA=37.3	FOverLB=37.3
Frame=26	LoadPat="WOOD SX SLD"	CoordSys=GLOBAL	Type=Force	Dir=X	DistType=RelDist
RelDistA=0	RelDistB=1	AbsDistA=0	AbsDistB=0.775377027232445	FOverLA=22.4	FOverLB=22.4
Frame=27	LoadPat="Spinta Ka SX"	CoordSys=GLOBAL	Type=Force	Dir=X	DistType=RelDist
RelDistA=0	RelDistB=1	AbsDistA=0	AbsDistB=1.02071619189758	FOverLA=0	FOverLB=0
Frame=27	LoadPat="Spinta K0 SX"	CoordSys=GLOBAL	Type=Force	Dir=X	DistType=RelDist
RelDistA=0	RelDistB=1	AbsDistA=0	AbsDistB=1.02071619189758	FOverLA=0	FOverLB=0
Frame=27	LoadPat="Q Spinta Ka SX"	CoordSys=GLOBAL	Type=Force	Dir=X	DistType=RelDist
RelDistA=0	RelDistB=1	AbsDistA=0	AbsDistB=1.02071619189758	FOverLA=0	FOverLB=0
Frame=27	LoadPat="Q Spinta K0 SX"	CoordSys=GLOBAL	Type=Force	Dir=X	DistType=RelDist
RelDistA=0	RelDistB=1	AbsDistA=0	AbsDistB=1.02071619189758	FOverLA=0	FOverLB=0
Frame=27	LoadPat="WOOD SX SLV"	CoordSys=GLOBAL	Type=Force	Dir=X	DistType=RelDist
RelDistA=0	RelDistB=1	AbsDistA=0	AbsDistB=1.02071619189758	FOverLA=0	FOverLB=0
Frame=27	LoadPat="WOOD SX SLD"	CoordSys=GLOBAL	Type=Force	Dir=X	DistType=RelDist
RelDistA=0	RelDistB=1	AbsDistA=0	AbsDistB=1.02071619189758	FOverLA=0	FOverLB=0
Frame=28	LoadPat="Spinta Ka SX"	CoordSys=GLOBAL	Type=Force	Dir=X	DistType=RelDist
RelDistA=0	RelDistB=1	AbsDistA=0	AbsDistB=1.77659006164287	FOverLA=106.3	FOverLB=106.3
Frame=28	LoadPat="Spinta K0 SX"	CoordSys=GLOBAL	Type=Force	Dir=X	DistType=RelDist
RelDistA=0	RelDistB=1	AbsDistA=0	AbsDistB=1.77659006164287	FOverLA=159.4	FOverLB=159.4
Frame=28	LoadPat="Q Spinta Ka SX"	CoordSys=GLOBAL	Type=Force	Dir=X	DistType=RelDist
RelDistA=0	RelDistB=1	AbsDistA=0	AbsDistB=1.77659006164287	FOverLA=3.3	FOverLB=3.3
Frame=28	LoadPat="Q Spinta K0 SX"	CoordSys=GLOBAL	Type=Force	Dir=X	DistType=RelDist
RelDistA=0	RelDistB=1	AbsDistA=0	AbsDistB=1.77659006164287	FOverLA=5	FOverLB=5
Frame=28	LoadPat="WOOD SX SLV"	CoordSys=GLOBAL	Type=Force	Dir=X	DistType=RelDist
RelDistA=0	RelDistB=1	AbsDistA=0	AbsDistB=1.77659006164287	FOverLA=50	FOverLB=50
Frame=28	LoadPat="WOOD SX SLD"	CoordSys=GLOBAL	Type=Force	Dir=X	DistType=RelDist
RelDistA=0	RelDistB=1	AbsDistA=0	AbsDistB=1.77659006164287	FOverLA=30	FOverLB=30
Frame=31	LoadPat="Spinta Ka DX"	CoordSys=GLOBAL	Type=Force	Dir=X	DistType=RelDist
RelDistA=0	RelDistB=1	AbsDistA=0	AbsDistB=1.77659006162576	FOverLA=-106.3	FOverLB=-106.3
Frame=31	LoadPat="Spinta K0 DX"	CoordSys=GLOBAL	Type=Force	Dir=X	DistType=RelDist
RelDistA=0	RelDistB=1	AbsDistA=0	AbsDistB=1.77659006162576	FOverLA=-159.4	FOverLB=-159.4
Frame=31	LoadPat="Q Spinta Ka DX"	CoordSys=GLOBAL	Type=Force	Dir=X	DistType=RelDist
RelDistA=0	RelDistB=1	AbsDistA=0	AbsDistB=1.77659006162576	FOverLA=-3.3	FOverLB=-3.3
Frame=31	LoadPat="Q Spinta K0 DX"	CoordSys=GLOBAL	Type=Force	Dir=X	DistType=RelDist
RelDistA=0	RelDistB=1	AbsDistA=0	AbsDistB=1.77659006162576	FOverLA=-5	FOverLB=-5
Frame=32	LoadPat="Spinta Ka DX"	CoordSys=GLOBAL	Type=Force	Dir=X	DistType=RelDist
RelDistA=0	RelDistB=1	AbsDistA=0	AbsDistB=1.02071619189758	FOverLA=0	FOverLB=0
Frame=32	LoadPat="Spinta K0 DX"	CoordSys=GLOBAL	Type=Force	Dir=X	DistType=RelDist
RelDistA=0	RelDistB=1	AbsDistA=0	AbsDistB=1.02071619189758	FOverLA=0	FOverLB=0
Frame=32	LoadPat="Q Spinta Ka DX"	CoordSys=GLOBAL	Type=Force	Dir=X	DistType=RelDist
RelDistA=0	RelDistB=1	AbsDistA=0	AbsDistB=1.02071619189758	FOverLA=0	FOverLB=0
Frame=32	LoadPat="Q Spinta K0 DX"	CoordSys=GLOBAL	Type=Force	Dir=X	DistType=RelDist
RelDistA=0	RelDistB=1	AbsDistA=0	AbsDistB=1.02071619189758	FOverLA=0	FOverLB=0
Frame=33	LoadPat="Spinta Ka DX"	CoordSys=GLOBAL	Type=Force	Dir=X	DistType=RelDist
RelDistA=0	RelDistB=1	AbsDistA=0	AbsDistB=0.775377027232446	FOverLA=-85.2	FOverLB=-85.2
Frame=33	LoadPat="Spinta K0 DX"	CoordSys=GLOBAL	Type=Force	Dir=X	DistType=RelDist
RelDistA=0	RelDistB=1	AbsDistA=0	AbsDistB=0.775377027232446	FOverLA=-127.7	FOverLB=-127.7
Frame=33	LoadPat="Q Spinta Ka DX"	CoordSys=GLOBAL	Type=Force	Dir=X	DistType=RelDist
RelDistA=0	RelDistB=1	AbsDistA=0	AbsDistB=0.775377027232446	FOverLA=-2.5	FOverLB=-2.5
Frame=33	LoadPat="Q Spinta K0 DX"	CoordSys=GLOBAL	Type=Force	Dir=X	DistType=RelDist
RelDistA=0	RelDistB=1	AbsDistA=0	AbsDistB=0.775377027232446	FOverLA=-3.7	FOverLB=-3.7
Frame=34	LoadPat="Spinta Ka DX"	CoordSys=GLOBAL	Type=Force	Dir=X	DistType=RelDist
RelDistA=0	RelDistB=1	AbsDistA=0	AbsDistB=0.775377027232421	FOverLA=-80.6	FOverLB=-80.6
Frame=34	LoadPat="Spinta K0 DX"	CoordSys=GLOBAL	Type=Force	Dir=X	DistType=RelDist
RelDistA=0	RelDistB=1	AbsDistA=0	AbsDistB=0.775377027232421	FOverLA=-120.9	FOverLB=-120.9
Frame=34	LoadPat="Q Spinta Ka DX"	CoordSys=GLOBAL	Type=Force	Dir=X	DistType=RelDist
RelDistA=0	RelDistB=1	AbsDistA=0	AbsDistB=0.775377027232421	FOverLA=-2.3	FOverLB=-2.3
Frame=34	LoadPat="Q Spinta K0 DX"	CoordSys=GLOBAL	Type=Force	Dir=X	DistType=RelDist
RelDistA=0	RelDistB=1	AbsDistA=0	AbsDistB=0.775377027232421	FOverLA=-3.4	FOverLB=-3.4
Frame=35	LoadPat="Spinta Ka DX"	CoordSys=GLOBAL	Type=Force	Dir=X	DistType=RelDist
RelDistA=0	RelDistB=1	AbsDistA=0	AbsDistB=0.775377027232474	FOverLA=-74.8	FOverLB=-74.8
Frame=35	LoadPat="Spinta K0 DX"	CoordSys=GLOBAL	Type=Force	Dir=X	DistType=RelDist
RelDistA=0	RelDistB=1	AbsDistA=0	AbsDistB=0.775377027232474	FOverLA=-112.2	FOverLB=-112.2
Frame=35	LoadPat="Q Spinta Ka DX"	CoordSys=GLOBAL	Type=Force	Dir=X	DistType=RelDist
RelDistA=0	RelDistB=1	AbsDistA=0	AbsDistB=0.775377027232474	FOverLA=-2.1	FOverLB=-2.1
Frame=35	LoadPat="Q Spinta K0 DX"	CoordSys=GLOBAL	Type=Force	Dir=X	DistType=RelDist
RelDistA=0	RelDistB=1	AbsDistA=0	AbsDistB=0.775377027232474	FOverLA=-3.1	FOverLB=-3.1
Frame=36	LoadPat="Spinta Ka DX"	CoordSys=GLOBAL	Type=Force	Dir=X	DistType=RelDist
RelDistA=0	RelDistB=1	AbsDistA=0	AbsDistB=0.775377027232412	FOverLA=-67.7	FOverLB=-67.7
Frame=36	LoadPat="Spinta K0 DX"	CoordSys=GLOBAL	Type=Force	Dir=X	DistType=RelDist
RelDistA=0	RelDistB=1	AbsDistA=0	AbsDistB=0.775377027232412	FOverLA=-101.5	FOverLB=-101.5



Collegamento autostradale Asti – Cuneo – Tronco II Lotto 6
PROGETTO ESECUTIVO
Galleria Verduno – Relazione di calcolo galleria artificiale – Lato Cherasco

Frame=36	LoadPat="Q Spinta Ka DX"	CoordSys=GLOBAL	Type=Force	Dir=X	DistType=RelDist
RelDistA=0	RelDistB=1	AbsDistA=0	AbsDistB=0.775377027232412	FOverLA=-1.8	FOverLB=-1.8
Frame=36	LoadPat="Q Spinta K0 DX"	CoordSys=GLOBAL	Type=Force	Dir=X	DistType=RelDist
RelDistA=0	RelDistB=1	AbsDistA=0	AbsDistB=0.775377027232412	FOverLA=-2.7	FOverLB=-2.7
Frame=37	LoadPat="Q Spinta Ka DX"	CoordSys=GLOBAL	Type=Force	Dir=X	DistType=RelDist
RelDistA=0	RelDistB=1	AbsDistA=0	AbsDistB=0.775377027232497	FOverLA=-59.4	FOverLB=-59.4
Frame=37	LoadPat="Spinta K0 DX"	CoordSys=GLOBAL	Type=Force	Dir=X	DistType=RelDist
RelDistA=0	RelDistB=1	AbsDistA=0	AbsDistB=0.775377027232497	FOverLA=-89.1	FOverLB=-89.1
Frame=37	LoadPat="Q Spinta Ka DX"	CoordSys=GLOBAL	Type=Force	Dir=X	DistType=RelDist
RelDistA=0	RelDistB=1	AbsDistA=0	AbsDistB=0.775377027232497	FOverLA=-1.6	FOverLB=-1.6
Frame=37	LoadPat="Q Spinta K0 DX"	CoordSys=GLOBAL	Type=Force	Dir=X	DistType=RelDist
RelDistA=0	RelDistB=1	AbsDistA=0	AbsDistB=0.775377027232497	FOverLA=-2.3	FOverLB=-2.3
Frame=38	LoadPat="Spinta Ka DX"	CoordSys=GLOBAL	Type=Force	Dir=X	DistType=RelDist
RelDistA=0	RelDistB=1	AbsDistA=0	AbsDistB=0.775377027232452	FOverLA=-50.1	FOverLB=-50.1
Frame=38	LoadPat="Spinta K0 DX"	CoordSys=GLOBAL	Type=Force	Dir=X	DistType=RelDist
RelDistA=0	RelDistB=1	AbsDistA=0	AbsDistB=0.775377027232452	FOverLA=-75.2	FOverLB=-75.2
Frame=38	LoadPat="Q Spinta Ka DX"	CoordSys=GLOBAL	Type=Force	Dir=X	DistType=RelDist
RelDistA=0	RelDistB=1	AbsDistA=0	AbsDistB=0.775377027232452	FOverLA=-1.3	FOverLB=-1.3
Frame=38	LoadPat="Q Spinta K0 DX"	CoordSys=GLOBAL	Type=Force	Dir=X	DistType=RelDist
RelDistA=0	RelDistB=1	AbsDistA=0	AbsDistB=0.775377027232452	FOverLA=-1.9	FOverLB=-1.9
Frame=39	LoadPat="Spinta Ka DX"	CoordSys=GLOBAL	Type=Force	Dir=X	DistType=RelDist
RelDistA=0	RelDistB=1	AbsDistA=0	AbsDistB=0.775377027232453	FOverLA=-39.9	FOverLB=-39.9
Frame=39	LoadPat="Q Spinta K0 DX"	CoordSys=GLOBAL	Type=Force	Dir=X	DistType=RelDist
RelDistA=0	RelDistB=1	AbsDistA=0	AbsDistB=0.775377027232453	FOverLA=-59.9	FOverLB=-59.9
Frame=39	LoadPat="Q Spinta Ka DX"	CoordSys=GLOBAL	Type=Force	Dir=X	DistType=RelDist
RelDistA=0	RelDistB=1	AbsDistA=0	AbsDistB=0.775377027232453	FOverLA=-1	FOverLB=-1
Frame=39	LoadPat="Q Spinta K0 DX"	CoordSys=GLOBAL	Type=Force	Dir=X	DistType=RelDist
RelDistA=0	RelDistB=1	AbsDistA=0	AbsDistB=0.775377027232453	FOverLA=-1.5	FOverLB=-1.5
Frame=40	LoadPat="Spinta Ka DX"	CoordSys=GLOBAL	Type=Force	Dir=X	DistType=RelDist
RelDistA=0	RelDistB=1	AbsDistA=0	AbsDistB=0.775377027232449	FOverLA=-29.1	FOverLB=-29.1
Frame=40	LoadPat="Spinta K0 DX"	CoordSys=GLOBAL	Type=Force	Dir=X	DistType=RelDist
RelDistA=0	RelDistB=1	AbsDistA=0	AbsDistB=0.775377027232449	FOverLA=-43.6	FOverLB=-43.6
Frame=40	LoadPat="Q Spinta Ka DX"	CoordSys=GLOBAL	Type=Force	Dir=X	DistType=RelDist
RelDistA=0	RelDistB=1	AbsDistA=0	AbsDistB=0.775377027232449	FOverLA=-0.7	FOverLB=-0.7
Frame=40	LoadPat="Q Spinta K0 DX"	CoordSys=GLOBAL	Type=Force	Dir=X	DistType=RelDist
RelDistA=0	RelDistB=1	AbsDistA=0	AbsDistB=0.775377027232449	FOverLA=-1.1	FOverLB=-1.1
Frame=41	LoadPat="Spinta Ka DX"	CoordSys=GLOBAL	Type=Force	Dir=X	DistType=RelDist
RelDistA=0	RelDistB=1	AbsDistA=0	AbsDistB=0.775377027232405	FOverLA=-17.6	FOverLB=-17.6
Frame=41	LoadPat="Spinta K0 DX"	CoordSys=GLOBAL	Type=Force	Dir=X	DistType=RelDist
RelDistA=0	RelDistB=1	AbsDistA=0	AbsDistB=0.775377027232405	FOverLA=-26.5	FOverLB=-26.5
Frame=41	LoadPat="Q Spinta Ka DX"	CoordSys=GLOBAL	Type=Force	Dir=X	DistType=RelDist
RelDistA=0	RelDistB=1	AbsDistA=0	AbsDistB=0.775377027232405	FOverLA=-0.4	FOverLB=-0.4
Frame=41	LoadPat="Q Spinta K0 DX"	CoordSys=GLOBAL	Type=Force	Dir=X	DistType=RelDist
RelDistA=0	RelDistB=1	AbsDistA=0	AbsDistB=0.775377027232405	FOverLA=-0.7	FOverLB=-0.7
Frame=42	LoadPat="Spinta Ka DX"	CoordSys=GLOBAL	Type=Force	Dir=X	DistType=RelDist
RelDistA=0	RelDistB=1	AbsDistA=0	AbsDistB=0.775377027231608	FOverLA=-5.9	FOverLB=-5.9
Frame=42	LoadPat="Spinta K0 DX"	CoordSys=GLOBAL	Type=Force	Dir=X	DistType=RelDist
RelDistA=0	RelDistB=1	AbsDistA=0	AbsDistB=0.775377027231608	FOverLA=-8.9	FOverLB=-8.9
Frame=42	LoadPat="Q Spinta Ka DX"	CoordSys=GLOBAL	Type=Force	Dir=X	DistType=RelDist
RelDistA=0	RelDistB=1	AbsDistA=0	AbsDistB=0.775377027231608	FOverLA=-0.1	FOverLB=-0.1
Frame=42	LoadPat="Q Spinta K0 DX"	CoordSys=GLOBAL	Type=Force	Dir=X	DistType=RelDist
RelDistA=0	RelDistB=1	AbsDistA=0	AbsDistB=0.775377027231608	FOverLA=-0.2	FOverLB=-0.2
Frame=43	LoadPat=Ricoprimento	CoordSys=GLOBAL	Type=Force	Dir=Gravity	DistType=RelDist
RelDistA=0	RelDistB=1	AbsDistA=0	AbsDistB=0.945799052067496	FOverLA=80.4	FOverLB=80.4
Frame=43	LoadPat="Spinta Ka DX"	CoordSys=GLOBAL	Type=Force	Dir=X	DistType=RelDist
RelDistA=0	RelDistB=1	AbsDistA=0	AbsDistB=0.945799052067496	FOverLA=-1.7	FOverLB=-1.7
Frame=43	LoadPat="Spinta K0 DX"	CoordSys=GLOBAL	Type=Force	Dir=X	DistType=RelDist
RelDistA=0	RelDistB=1	AbsDistA=0	AbsDistB=0.945799052067496	FOverLA=-2.6	FOverLB=-2.6
Frame=43	LoadPat=Q	CoordSys=GLOBAL	Type=Force	Dir=Gravity	DistType=RelDist
RelDistB=1	AbsDistA=0	AbsDistB=0.945799052067496	FOverLA=10	FOverLB=10	RelDistA=0
Frame=43	LoadPat="Q Spinta Ka DX"	CoordSys=GLOBAL	Type=Force	Dir=X	DistType=RelDist
RelDistA=0	RelDistB=1	AbsDistA=0	AbsDistB=0.945799052067496	FOverLA=-0.2	FOverLB=-0.2
Frame=43	LoadPat="Q Spinta K0 DX"	CoordSys=GLOBAL	Type=Force	Dir=X	DistType=RelDist
RelDistA=0	RelDistB=1	AbsDistA=0	AbsDistB=0.945799052067496	FOverLA=-0.3	FOverLB=-0.3
Frame=44	LoadPat=Ricoprimento	CoordSys=GLOBAL	Type=Force	Dir=Gravity	DistType=RelDist
RelDistA=0	RelDistB=1	AbsDistA=0	AbsDistB=0.945799052068506	FOverLA=81.5	FOverLB=81.5
Frame=44	LoadPat="Spinta Ka DX"	CoordSys=GLOBAL	Type=Force	Dir=X	DistType=RelDist
RelDistA=0	RelDistB=1	AbsDistA=0	AbsDistB=0.945799052068506	FOverLA=-5.3	FOverLB=-5.3
Frame=44	LoadPat="Spinta K0 DX"	CoordSys=GLOBAL	Type=Force	Dir=X	DistType=RelDist
RelDistA=0	RelDistB=1	AbsDistA=0	AbsDistB=0.945799052068506	FOverLA=-8	FOverLB=-8
Frame=44	LoadPat=Q	CoordSys=GLOBAL	Type=Force	Dir=Gravity	DistType=RelDist
RelDistB=1	AbsDistA=0	AbsDistB=0.945799052068506	FOverLA=9.8	FOverLB=9.8	RelDistA=0
Frame=44	LoadPat="Q Spinta Ka DX"	CoordSys=GLOBAL	Type=Force	Dir=X	DistType=RelDist
RelDistA=0	RelDistB=1	AbsDistA=0	AbsDistB=0.945799052068506	FOverLA=-0.6	FOverLB=-0.6
Frame=44	LoadPat="Q Spinta K0 DX"	CoordSys=GLOBAL	Type=Force	Dir=X	DistType=RelDist
RelDistA=0	RelDistB=1	AbsDistA=0	AbsDistB=0.945799052068506	FOverLA=-1	FOverLB=-1
Frame=45	LoadPat=Ricoprimento	CoordSys=GLOBAL	Type=Force	Dir=Gravity	DistType=RelDist
RelDistA=0	RelDistB=1	AbsDistA=0	AbsDistB=0.945799052068553	FOverLA=83.3	FOverLB=83.3
Frame=45	LoadPat="Spinta Ka DX"	CoordSys=GLOBAL	Type=Force	Dir=X	DistType=RelDist
RelDistA=0	RelDistB=1	AbsDistA=0	AbsDistB=0.945799052068553	FOverLA=-9.3	FOverLB=-9.3
Frame=45	LoadPat="Spinta K0 DX"	CoordSys=GLOBAL	Type=Force	Dir=X	DistType=RelDist
RelDistA=0	RelDistB=1	AbsDistA=0	AbsDistB=0.945799052068553	FOverLA=-14	FOverLB=-14



Collegamento autostradale Asti – Cuneo – Tronco II Lotto 6
PROGETTO ESECUTIVO
Galleria Verduno – Relazione di calcolo galleria artificiale – Lato Cherasco

Frame=45	LoadPat=Q	CoordSys=GLOBAL	Type=Force	Dir=Gravity	DistType=RelDist	RelDistA=0
RelDistB=1	AbsDistA=0	AbsDistB=0.945799052068553	FOverLA=9.5	FOverLB=9.5		
Frame=45	LoadPat="Q Spinta Ka DX"	CoordSys=GLOBAL	Type=Force	Dir=X	DistType=RelDist	
RelDistA=0	RelDistB=1	AbsDistA=0	AbsDistB=0.945799052068553	FOverLA=-1.1	FOverLB=-1.1	
Frame=45	LoadPat="Q Spinta K0 DX"	CoordSys=GLOBAL	Type=Force	Dir=X	DistType=RelDist	
RelDistA=0	RelDistB=1	AbsDistA=0	AbsDistB=0.945799052068553	FOverLA=-1.6	FOverLB=-1.6	
Frame=46	LoadPat=Ricoprimento	CoordSys=GLOBAL	Type=Force	Dir=Gravity	DistType=RelDist	
RelDistA=0	RelDistB=1	AbsDistA=0	AbsDistB=0.945799052068499	FOverLA=85.4	FOverLB=85.4	
Frame=46	LoadPat="Spinta Ka DX"	CoordSys=GLOBAL	Type=Force	Dir=X	DistType=RelDist	
RelDistA=0	RelDistB=1	AbsDistA=0	AbsDistB=0.945799052068499	FOverLA=-13.9	FOverLB=-13.9	
Frame=46	LoadPat="Spinta K0 DX"	CoordSys=GLOBAL	Type=Force	Dir=X	DistType=RelDist	
RelDistA=0	RelDistB=1	AbsDistA=0	AbsDistB=0.945799052068499	FOverLA=-20.8	FOverLB=-20.8	
Frame=46	LoadPat=Q	CoordSys=GLOBAL	Type=Force	Dir=Gravity	DistType=RelDist	RelDistA=0
RelDistB=1	AbsDistA=0	AbsDistB=0.945799052068499	FOverLA=9	FOverLB=9		
Frame=46	LoadPat="Q Spinta Ka DX"	CoordSys=GLOBAL	Type=Force	Dir=X	DistType=RelDist	
RelDistA=0	RelDistB=1	AbsDistA=0	AbsDistB=0.945799052068499	FOverLA=-1.5	FOverLB=-1.5	
Frame=46	LoadPat="Q Spinta K0 DX"	CoordSys=GLOBAL	Type=Force	Dir=X	DistType=RelDist	
RelDistA=0	RelDistB=1	AbsDistA=0	AbsDistB=0.945799052068499	FOverLA=-2.2	FOverLB=-2.2	
Frame=47	LoadPat=Ricoprimento	CoordSys=GLOBAL	Type=Force	Dir=Gravity	DistType=RelDist	
RelDistA=0	RelDistB=1	AbsDistA=0	AbsDistB=0.945799052068503	FOverLA=87.1	FOverLB=87.1	
Frame=47	LoadPat="Spinta Ka DX"	CoordSys=GLOBAL	Type=Force	Dir=X	DistType=RelDist	
RelDistA=0	RelDistB=1	AbsDistA=0	AbsDistB=0.945799052068503	FOverLA=-19.2	FOverLB=-19.2	
Frame=47	LoadPat="Spinta K0 DX"	CoordSys=GLOBAL	Type=Force	Dir=X	DistType=RelDist	
RelDistA=0	RelDistB=1	AbsDistA=0	AbsDistB=0.945799052068503	FOverLA=-28.8	FOverLB=-28.8	
Frame=47	LoadPat=Q	CoordSys=GLOBAL	Type=Force	Dir=Gravity	DistType=RelDist	RelDistA=0
RelDistB=1	AbsDistA=0	AbsDistB=0.945799052068503	FOverLA=8.3	FOverLB=8.3		
Frame=47	LoadPat="Q Spinta Ka DX"	CoordSys=GLOBAL	Type=Force	Dir=X	DistType=RelDist	
RelDistA=0	RelDistB=1	AbsDistA=0	AbsDistB=0.945799052068503	FOverLA=-1.8	FOverLB=-1.8	
Frame=47	LoadPat="Q Spinta K0 DX"	CoordSys=GLOBAL	Type=Force	Dir=X	DistType=RelDist	
RelDistA=0	RelDistB=1	AbsDistA=0	AbsDistB=0.945799052068503	FOverLA=-2.8	FOverLB=-2.8	
Frame=48	LoadPat=Ricoprimento	CoordSys=GLOBAL	Type=Force	Dir=Gravity	DistType=RelDist	
RelDistA=0	RelDistB=1	AbsDistA=0	AbsDistB=0.945799052068637	FOverLA=87.6	FOverLB=87.6	
Frame=48	LoadPat="Spinta Ka DX"	CoordSys=GLOBAL	Type=Force	Dir=X	DistType=RelDist	
RelDistA=0	RelDistB=1	AbsDistA=0	AbsDistB=0.945799052068637	FOverLA=-25.3	FOverLB=-25.3	
Frame=48	LoadPat="Spinta K0 DX"	CoordSys=GLOBAL	Type=Force	Dir=X	DistType=RelDist	
RelDistA=0	RelDistB=1	AbsDistA=0	AbsDistB=0.945799052068637	FOverLA=-37.9	FOverLB=-37.9	
Frame=48	LoadPat=Q	CoordSys=GLOBAL	Type=Force	Dir=Gravity	DistType=RelDist	RelDistA=0
RelDistB=1	AbsDistA=0	AbsDistB=0.945799052068637	FOverLA=7.6	FOverLB=7.6		
Frame=48	LoadPat="Q Spinta Ka DX"	CoordSys=GLOBAL	Type=Force	Dir=X	DistType=RelDist	
RelDistA=0	RelDistB=1	AbsDistA=0	AbsDistB=0.945799052068637	FOverLA=-2.2	FOverLB=-2.2	
Frame=48	LoadPat="Q Spinta K0 DX"	CoordSys=GLOBAL	Type=Force	Dir=X	DistType=RelDist	
RelDistA=0	RelDistB=1	AbsDistA=0	AbsDistB=0.945799052068637	FOverLA=-3.3	FOverLB=-3.3	
Frame=49	LoadPat=Ricoprimento	CoordSys=GLOBAL	Type=Force	Dir=Gravity	DistType=RelDist	
RelDistA=0	RelDistB=1	AbsDistA=0	AbsDistB=0.946461273071228	FOverLA=91	FOverLB=91	
Frame=49	LoadPat="Spinta Ka DX"	CoordSys=GLOBAL	Type=Force	Dir=X	DistType=RelDist	
RelDistA=0	RelDistB=1	AbsDistA=0	AbsDistB=0.946461273071228	FOverLA=-30.3	FOverLB=-30.3	
Frame=49	LoadPat="Spinta K0 DX"	CoordSys=GLOBAL	Type=Force	Dir=X	DistType=RelDist	
RelDistA=0	RelDistB=1	AbsDistA=0	AbsDistB=0.946461273071228	FOverLA=-45.5	FOverLB=-45.5	
Frame=49	LoadPat=Q	CoordSys=GLOBAL	Type=Force	Dir=Gravity	DistType=RelDist	RelDistA=0
RelDistB=1	AbsDistA=0	AbsDistB=0.946461273071228	FOverLA=7.1	FOverLB=7.1		
Frame=49	LoadPat="Q Spinta Ka DX"	CoordSys=GLOBAL	Type=Force	Dir=X	DistType=RelDist	
RelDistA=0	RelDistB=1	AbsDistA=0	AbsDistB=0.946461273071228	FOverLA=-2.4	FOverLB=-2.4	
Frame=49	LoadPat="Q Spinta K0 DX"	CoordSys=GLOBAL	Type=Force	Dir=X	DistType=RelDist	
RelDistA=0	RelDistB=1	AbsDistA=0	AbsDistB=0.946461273071228	FOverLA=-3.5	FOverLB=-3.5	
Frame=50	LoadPat=Ricoprimento	CoordSys=GLOBAL	Type=Force	Dir=Gravity	DistType=RelDist	
RelDistA=0	RelDistB=1	AbsDistA=0	AbsDistB=0.94646176701863	FOverLA=100.5	FOverLB=100.5	
Frame=50	LoadPat="Spinta Ka DX"	CoordSys=GLOBAL	Type=Force	Dir=X	DistType=RelDist	
RelDistA=0	RelDistB=1	AbsDistA=0	AbsDistB=0.94646176701863	FOverLA=-33.5	FOverLB=-33.5	
Frame=50	LoadPat="Spinta K0 DX"	CoordSys=GLOBAL	Type=Force	Dir=X	DistType=RelDist	
RelDistA=0	RelDistB=1	AbsDistA=0	AbsDistB=0.94646176701863	FOverLA=-50.2	FOverLB=-50.2	
Frame=50	LoadPat=Q	CoordSys=GLOBAL	Type=Force	Dir=Gravity	DistType=RelDist	RelDistA=0
RelDistB=1	AbsDistA=0	AbsDistB=0.94646176701863	FOverLA=7.1	FOverLB=7.1		
Frame=50	LoadPat="Q Spinta Ka DX"	CoordSys=GLOBAL	Type=Force	Dir=X	DistType=RelDist	
RelDistA=0	RelDistB=1	AbsDistA=0	AbsDistB=0.94646176701863	FOverLA=-2.4	FOverLB=-2.4	
Frame=50	LoadPat="Q Spinta K0 DX"	CoordSys=GLOBAL	Type=Force	Dir=X	DistType=RelDist	
RelDistA=0	RelDistB=1	AbsDistA=0	AbsDistB=0.94646176701863	FOverLA=-3.5	FOverLB=-3.5	
Frame=51	LoadPat=Ricoprimento	CoordSys=GLOBAL	Type=Force	Dir=Gravity	DistType=RelDist	
RelDistA=0	RelDistB=1	AbsDistA=0	AbsDistB=0.946461767018558	FOverLA=109.9	FOverLB=109.9	
Frame=51	LoadPat="Spinta Ka DX"	CoordSys=GLOBAL	Type=Force	Dir=X	DistType=RelDist	
RelDistA=0	RelDistB=1	AbsDistA=0	AbsDistB=0.946461767018558	FOverLA=-36.6	FOverLB=-36.6	
Frame=51	LoadPat="Spinta K0 DX"	CoordSys=GLOBAL	Type=Force	Dir=X	DistType=RelDist	
RelDistA=0	RelDistB=1	AbsDistA=0	AbsDistB=0.946461767018558	FOverLA=-55	FOverLB=-55	
Frame=51	LoadPat=Q	CoordSys=GLOBAL	Type=Force	Dir=Gravity	DistType=RelDist	RelDistA=0
RelDistB=1	AbsDistA=0	AbsDistB=0.946461767018558	FOverLA=7.1	FOverLB=7.1		
Frame=51	LoadPat="Q Spinta Ka DX"	CoordSys=GLOBAL	Type=Force	Dir=X	DistType=RelDist	
RelDistA=0	RelDistB=1	AbsDistA=0	AbsDistB=0.946461767018558	FOverLA=-2.4	FOverLB=-2.4	
Frame=51	LoadPat="Q Spinta K0 DX"	CoordSys=GLOBAL	Type=Force	Dir=X	DistType=RelDist	
RelDistA=0	RelDistB=1	AbsDistA=0	AbsDistB=0.946461767018558	FOverLA=-3.5	FOverLB=-3.5	
Frame=52	LoadPat=Ricoprimento	CoordSys=GLOBAL	Type=Force	Dir=Gravity	DistType=RelDist	
RelDistA=0	RelDistB=1	AbsDistA=0	AbsDistB=0.94646176701863	FOverLA=119.4	FOverLB=119.4	
Frame=52	LoadPat="Spinta Ka DX"	CoordSys=GLOBAL	Type=Force	Dir=X	DistType=RelDist	
RelDistA=0	RelDistB=1	AbsDistA=0	AbsDistB=0.94646176701863	FOverLA=-39.8	FOverLB=-39.8	



**Collegamento autostradale Asti – Cuneo – Tronco II Lotto 6
PROGETTO ESECUTIVO
Galleria Verduno – Relazione di calcolo galleria artificiale – Lato Cherasco**

Frame=52	LoadPat="Spinta K0 DX"	CoordSys=GLOBAL	Type=Force	Dir=X	DistType=RelDist
RelDistA=0	RelDistB=1	AbsDistA=0	AbsDistB=0.94646176701863	FOverLA=-59.7	FOverLB=-59.7
Frame=52	LoadPat=Q	CoordSys=GLOBAL	Type=Force	Dir=Gravity	DistType=RelDist
RelDistB=1	AbsDistA=0	AbsDistB=0.94646176701863	FOverLA=7.1	FOverLB=7.1	
Frame=52	LoadPat="Spinta Ka DX"	CoordSys=GLOBAL	Type=Force	Dir=X	DistType=RelDist
RelDistA=0	RelDistB=1	AbsDistA=0	AbsDistB=0.94646176701863	FOverLA=-2.4	FOverLB=-2.4
Frame=52	LoadPat="Q Spinta K0 DX"	CoordSys=GLOBAL	Type=Force	Dir=X	DistType=RelDist
RelDistA=0	RelDistB=1	AbsDistA=0	AbsDistB=0.94646176701863	FOverLA=-3.5	FOverLB=-3.5
Frame=53	LoadPat="Spinta Ka DX"	CoordSys=GLOBAL	Type=Force	Dir=X	DistType=RelDist
RelDistA=0	RelDistB=1	AbsDistA=0	AbsDistB=1.0464771158723	FOverLA=-62	FOverLB=-62
Frame=53	LoadPat="Q Spinta K0 DX"	CoordSys=GLOBAL	Type=Force	Dir=X	DistType=RelDist
RelDistA=0	RelDistB=1	AbsDistA=0	AbsDistB=1.0464771158723	FOverLA=-93	FOverLB=-93
Frame=53	LoadPat="Q Spinta Ka DX"	CoordSys=GLOBAL	Type=Force	Dir=X	DistType=RelDist
RelDistA=0	RelDistB=1	AbsDistA=0	AbsDistB=1.0464771158723	FOverLA=-3.3	FOverLB=-3.3
Frame=53	LoadPat="Q Spinta K0 DX"	CoordSys=GLOBAL	Type=Force	Dir=X	DistType=RelDist
RelDistA=0	RelDistB=1	AbsDistA=0	AbsDistB=1.0464771158723	FOverLA=-5	FOverLB=-5
Frame=54	LoadPat="Spinta Ka DX"	CoordSys=GLOBAL	Type=Force	Dir=X	DistType=RelDist
RelDistA=0	RelDistB=1	AbsDistA=0	AbsDistB=1.04647711587235	FOverLA=-69	FOverLB=-69
Frame=54	LoadPat="Q Spinta K0 DX"	CoordSys=GLOBAL	Type=Force	Dir=X	DistType=RelDist
RelDistA=0	RelDistB=1	AbsDistA=0	AbsDistB=1.04647711587235	FOverLA=-103.5	FOverLB=-103.5
Frame=54	LoadPat="Q Spinta Ka DX"	CoordSys=GLOBAL	Type=Force	Dir=X	DistType=RelDist
RelDistA=0	RelDistB=1	AbsDistA=0	AbsDistB=1.04647711587235	FOverLA=-3.3	FOverLB=-3.3
Frame=54	LoadPat="Q Spinta K0 DX"	CoordSys=GLOBAL	Type=Force	Dir=X	DistType=RelDist
RelDistA=0	RelDistB=1	AbsDistA=0	AbsDistB=1.04647711587235	FOverLA=-5	FOverLB=-5
Frame=55	LoadPat="Spinta Ka DX"	CoordSys=GLOBAL	Type=Force	Dir=X	DistType=RelDist
RelDistA=0	RelDistB=1	AbsDistA=0	AbsDistB=1.04647711587228	FOverLA=-76	FOverLB=-76
Frame=55	LoadPat="Q Spinta K0 DX"	CoordSys=GLOBAL	Type=Force	Dir=X	DistType=RelDist
RelDistA=0	RelDistB=1	AbsDistA=0	AbsDistB=1.04647711587228	FOverLA=-113.9	FOverLB=-113.9
Frame=55	LoadPat="Q Spinta Ka DX"	CoordSys=GLOBAL	Type=Force	Dir=X	DistType=RelDist
RelDistA=0	RelDistB=1	AbsDistA=0	AbsDistB=1.04647711587228	FOverLA=-3.3	FOverLB=-3.3
Frame=55	LoadPat="Q Spinta K0 DX"	CoordSys=GLOBAL	Type=Force	Dir=X	DistType=RelDist
RelDistA=0	RelDistB=1	AbsDistA=0	AbsDistB=1.04647711587228	FOverLA=-5	FOverLB=-5
Frame=56	LoadPat="Spinta Ka DX"	CoordSys=GLOBAL	Type=Force	Dir=X	DistType=RelDist
RelDistA=0	RelDistB=1	AbsDistA=0	AbsDistB=1.04647711587228	FOverLA=-82.9	FOverLB=-82.9
Frame=56	LoadPat="Q Spinta K0 DX"	CoordSys=GLOBAL	Type=Force	Dir=X	DistType=RelDist
RelDistA=0	RelDistB=1	AbsDistA=0	AbsDistB=1.04647711587228	FOverLA=-124.4	FOverLB=-124.4
Frame=56	LoadPat="Q Spinta Ka DX"	CoordSys=GLOBAL	Type=Force	Dir=X	DistType=RelDist
RelDistA=0	RelDistB=1	AbsDistA=0	AbsDistB=1.04647711587228	FOverLA=-3.3	FOverLB=-3.3
Frame=56	LoadPat="Q Spinta K0 DX"	CoordSys=GLOBAL	Type=Force	Dir=X	DistType=RelDist
RelDistA=0	RelDistB=1	AbsDistA=0	AbsDistB=1.04647711587228	FOverLA=-5	FOverLB=-5
Frame=57	LoadPat="Spinta Ka DX"	CoordSys=GLOBAL	Type=Force	Dir=X	DistType=RelDist
RelDistA=0	RelDistB=1	AbsDistA=0	AbsDistB=1.04647711587234	FOverLA=-89.9	FOverLB=-89.9
Frame=57	LoadPat="Q Spinta Ka DX"	CoordSys=GLOBAL	Type=Force	Dir=X	DistType=RelDist
RelDistA=0	RelDistB=1	AbsDistA=0	AbsDistB=1.04647711587234	FOverLA=-134.9	FOverLB=-134.9
Frame=57	LoadPat="Q Spinta Ka DX"	CoordSys=GLOBAL	Type=Force	Dir=X	DistType=RelDist
RelDistA=0	RelDistB=1	AbsDistA=0	AbsDistB=1.04647711587234	FOverLA=-3.3	FOverLB=-3.3
Frame=57	LoadPat="Q Spinta K0 DX"	CoordSys=GLOBAL	Type=Force	Dir=X	DistType=RelDist
RelDistA=0	RelDistB=1	AbsDistA=0	AbsDistB=1.04647711587234	FOverLA=-5	FOverLB=-5
Frame=58	LoadPat="Spinta Ka DX"	CoordSys=GLOBAL	Type=Force	Dir=X	DistType=RelDist
RelDistA=0	RelDistB=1	AbsDistA=0	AbsDistB=1.04647711588575	FOverLA=-96.9	FOverLB=-96.9
Frame=58	LoadPat="Q Spinta K0 DX"	CoordSys=GLOBAL	Type=Force	Dir=X	DistType=RelDist
RelDistA=0	RelDistB=1	AbsDistA=0	AbsDistB=1.04647711588575	FOverLA=-145.3	FOverLB=-145.3
Frame=58	LoadPat="Q Spinta Ka DX"	CoordSys=GLOBAL	Type=Force	Dir=X	DistType=RelDist
RelDistA=0	RelDistB=1	AbsDistA=0	AbsDistB=1.04647711588575	FOverLA=-3.3	FOverLB=-3.3
Frame=58	LoadPat="Q Spinta K0 DX"	CoordSys=GLOBAL	Type=Force	Dir=X	DistType=RelDist
RelDistA=0	RelDistB=1	AbsDistA=0	AbsDistB=1.04647711588575	FOverLA=-5	FOverLB=-5

TABLE: "FRAME LOADS - GRAVITY"

Frame=1	LoadPat="Inerzia +X SLV"	CoordSys=GLOBAL	MultiplierX=0.115	MultiplierY=0
MultiplierZ=0				
Frame=1	LoadPat="Inerzia +Z SLV"	CoordSys=GLOBAL	MultiplierX=0	MultiplierY=0
MultiplierZ=0.0575				
Frame=1	LoadPat="Inerzia +X SLD"	CoordSys=GLOBAL	MultiplierX=0.068	MultiplierY=0
MultiplierZ=0				
Frame=1	LoadPat="Inerzia +Z SLD"	CoordSys=GLOBAL	MultiplierX=0	MultiplierY=0
MultiplierZ=0.034				
Frame=2	LoadPat="Inerzia +X SLV"	CoordSys=GLOBAL	MultiplierX=0.115	MultiplierY=0
MultiplierZ=0				
Frame=2	LoadPat="Inerzia +Z SLV"	CoordSys=GLOBAL	MultiplierX=0	MultiplierY=0
MultiplierZ=0.0575				
Frame=2	LoadPat="Inerzia +X SLD"	CoordSys=GLOBAL	MultiplierX=0.068	MultiplierY=0
MultiplierZ=0				
Frame=2	LoadPat="Inerzia +Z SLD"	CoordSys=GLOBAL	MultiplierX=0	MultiplierY=0
MultiplierZ=0.034				
Frame=3	LoadPat="Inerzia +X SLV"	CoordSys=GLOBAL	MultiplierX=0.115	MultiplierY=0
MultiplierZ=0				
Frame=3	LoadPat="Inerzia +Z SLV"	CoordSys=GLOBAL	MultiplierX=0	MultiplierY=0
MultiplierZ=0.0575				
Frame=3	LoadPat="Inerzia +X SLD"	CoordSys=GLOBAL	MultiplierX=0.068	MultiplierY=0
MultiplierZ=0				
Frame=3	LoadPat="Inerzia +Z SLD"	CoordSys=GLOBAL	MultiplierX=0	MultiplierY=0
MultiplierZ=0.034				



Collegamento autostradale Asti – Cuneo – Tronco II Lotto 6
PROGETTO ESECUTIVO
Galleria Verduno – Relazione di calcolo galleria artificiale – Lato Cherasco

Frame=4	LoadPat="Inerzia +X SLV"	CoordSys=GLOBAL	MultiplierX=0.115	MultiplierY=0
MultiplierZ=0				
Frame=4	LoadPat="Inerzia +Z SLV"	CoordSys=GLOBAL	MultiplierX=0	MultiplierY=0
MultiplierZ=0.0575				
Frame=4	LoadPat="Inerzia +X SLD"	CoordSys=GLOBAL	MultiplierX=0.068	MultiplierY=0
MultiplierZ=0				
Frame=4	LoadPat="Inerzia +Z SLD"	CoordSys=GLOBAL	MultiplierX=0	MultiplierY=0
MultiplierZ=0.034				
Frame=5	LoadPat="Inerzia +X SLV"	CoordSys=GLOBAL	MultiplierX=0.115	MultiplierY=0
MultiplierZ=0				
Frame=5	LoadPat="Inerzia +Z SLV"	CoordSys=GLOBAL	MultiplierX=0	MultiplierY=0
MultiplierZ=0.0575				
Frame=5	LoadPat="Inerzia +X SLD"	CoordSys=GLOBAL	MultiplierX=0.068	MultiplierY=0
MultiplierZ=0				
Frame=5	LoadPat="Inerzia +Z SLD"	CoordSys=GLOBAL	MultiplierX=0	MultiplierY=0
MultiplierZ=0.034				
Frame=6	LoadPat="Inerzia +X SLV"	CoordSys=GLOBAL	MultiplierX=0.115	MultiplierY=0
MultiplierZ=0				
Frame=6	LoadPat="Inerzia +Z SLV"	CoordSys=GLOBAL	MultiplierX=0	MultiplierY=0
MultiplierZ=0.0575				
Frame=6	LoadPat="Inerzia +X SLD"	CoordSys=GLOBAL	MultiplierX=0.068	MultiplierY=0
MultiplierZ=0				
Frame=6	LoadPat="Inerzia +Z SLD"	CoordSys=GLOBAL	MultiplierX=0	MultiplierY=0
MultiplierZ=0.034				
Frame=7	LoadPat="Inerzia +X SLV"	CoordSys=GLOBAL	MultiplierX=0.115	MultiplierY=0
MultiplierZ=0				
Frame=7	LoadPat="Inerzia +Z SLV"	CoordSys=GLOBAL	MultiplierX=0	MultiplierY=0
MultiplierZ=0.0575				
Frame=7	LoadPat="Inerzia +X SLD"	CoordSys=GLOBAL	MultiplierX=0.068	MultiplierY=0
MultiplierZ=0				
Frame=7	LoadPat="Inerzia +Z SLD"	CoordSys=GLOBAL	MultiplierX=0	MultiplierY=0
MultiplierZ=0.034				
Frame=8	LoadPat="Inerzia +X SLV"	CoordSys=GLOBAL	MultiplierX=0.115	MultiplierY=0
MultiplierZ=0				
Frame=8	LoadPat="Inerzia +Z SLV"	CoordSys=GLOBAL	MultiplierX=0	MultiplierY=0
MultiplierZ=0.0575				
Frame=8	LoadPat="Inerzia +X SLD"	CoordSys=GLOBAL	MultiplierX=0.068	MultiplierY=0
MultiplierZ=0				
Frame=8	LoadPat="Inerzia +Z SLD"	CoordSys=GLOBAL	MultiplierX=0	MultiplierY=0
MultiplierZ=0.034				
Frame=9	LoadPat="Inerzia +X SLV"	CoordSys=GLOBAL	MultiplierX=0.115	MultiplierY=0
MultiplierZ=0				
Frame=9	LoadPat="Inerzia +Z SLV"	CoordSys=GLOBAL	MultiplierX=0	MultiplierY=0
MultiplierZ=0.0575				
Frame=9	LoadPat="Inerzia +X SLD"	CoordSys=GLOBAL	MultiplierX=0.068	MultiplierY=0
MultiplierZ=0				
Frame=9	LoadPat="Inerzia +Z SLD"	CoordSys=GLOBAL	MultiplierX=0	MultiplierY=0
MultiplierZ=0.034				
Frame=10	LoadPat="Inerzia +X SLV"	CoordSys=GLOBAL	MultiplierX=0.115	MultiplierY=0
MultiplierZ=0				
Frame=10	LoadPat="Inerzia +Z SLV"	CoordSys=GLOBAL	MultiplierX=0	MultiplierY=0
MultiplierZ=0.0575				
Frame=10	LoadPat="Inerzia +X SLD"	CoordSys=GLOBAL	MultiplierX=0.068	MultiplierY=0
MultiplierZ=0				
Frame=10	LoadPat="Inerzia +Z SLD"	CoordSys=GLOBAL	MultiplierX=0	MultiplierY=0
MultiplierZ=0.034				
Frame=11	LoadPat="Inerzia +X SLV"	CoordSys=GLOBAL	MultiplierX=0.115	MultiplierY=0
MultiplierZ=0				
Frame=11	LoadPat="Inerzia +Z SLV"	CoordSys=GLOBAL	MultiplierX=0	MultiplierY=0
MultiplierZ=0.0575				
Frame=11	LoadPat="Inerzia +X SLD"	CoordSys=GLOBAL	MultiplierX=0.068	MultiplierY=0
MultiplierZ=0				
Frame=11	LoadPat="Inerzia +Z SLD"	CoordSys=GLOBAL	MultiplierX=0	MultiplierY=0
MultiplierZ=0.034				
Frame=12	LoadPat="Inerzia +X SLV"	CoordSys=GLOBAL	MultiplierX=0.115	MultiplierY=0
MultiplierZ=0				
Frame=12	LoadPat="Inerzia +Z SLV"	CoordSys=GLOBAL	MultiplierX=0	MultiplierY=0
MultiplierZ=0.0575				
Frame=12	LoadPat="Inerzia +X SLD"	CoordSys=GLOBAL	MultiplierX=0.068	MultiplierY=0
MultiplierZ=0				
Frame=12	LoadPat="Inerzia +Z SLD"	CoordSys=GLOBAL	MultiplierX=0	MultiplierY=0
MultiplierZ=0.034				
Frame=13	LoadPat="Inerzia +X SLV"	CoordSys=GLOBAL	MultiplierX=0.115	MultiplierY=0
MultiplierZ=0				
Frame=13	LoadPat="Inerzia +Z SLV"	CoordSys=GLOBAL	MultiplierX=0	MultiplierY=0
MultiplierZ=0.0575				
Frame=13	LoadPat="Inerzia +X SLD"	CoordSys=GLOBAL	MultiplierX=0.068	MultiplierY=0
MultiplierZ=0				
Frame=13	LoadPat="Inerzia +Z SLD"	CoordSys=GLOBAL	MultiplierX=0	MultiplierY=0
MultiplierZ=0.034				
Frame=14	LoadPat="Inerzia +X SLV"	CoordSys=GLOBAL	MultiplierX=0.115	MultiplierY=0
MultiplierZ=0				



Collegamento autostradale Asti – Cuneo – Tronco II Lotto 6
PROGETTO ESECUTIVO
Galleria Verduno – Relazione di calcolo galleria artificiale – Lato Cherasco

Frame=14	LoadPat="Inerzia +Z SLV"	CoordSys=GLOBAL	MultiplierX=0	MultiplierY=0
MultiplierZ=0.0575				
Frame=14	LoadPat="Inerzia +X SLD"	CoordSys=GLOBAL	MultiplierX=0.068	MultiplierY=0
MultiplierZ=0				
Frame=14	LoadPat="Inerzia +Z SLD"	CoordSys=GLOBAL	MultiplierX=0	MultiplierY=0
MultiplierZ=0.034				
Frame=15	LoadPat="Inerzia +X SLV"	CoordSys=GLOBAL	MultiplierX=0.115	MultiplierY=0
MultiplierZ=0				
Frame=15	LoadPat="Inerzia +Z SLV"	CoordSys=GLOBAL	MultiplierX=0	MultiplierY=0
MultiplierZ=0.0575				
Frame=15	LoadPat="Inerzia +X SLD"	CoordSys=GLOBAL	MultiplierX=0.068	MultiplierY=0
MultiplierZ=0				
Frame=15	LoadPat="Inerzia +Z SLD"	CoordSys=GLOBAL	MultiplierX=0	MultiplierY=0
MultiplierZ=0.034				
Frame=16	LoadPat="Inerzia +X SLV"	CoordSys=GLOBAL	MultiplierX=0.115	MultiplierY=0
MultiplierZ=0				
Frame=16	LoadPat="Inerzia +Z SLV"	CoordSys=GLOBAL	MultiplierX=0	MultiplierY=0
MultiplierZ=0.0575				
Frame=16	LoadPat="Inerzia +X SLD"	CoordSys=GLOBAL	MultiplierX=0.068	MultiplierY=0
MultiplierZ=0				
Frame=16	LoadPat="Inerzia +Z SLD"	CoordSys=GLOBAL	MultiplierX=0	MultiplierY=0
MultiplierZ=0.034				
Frame=17	LoadPat="Inerzia +X SLV"	CoordSys=GLOBAL	MultiplierX=0.115	MultiplierY=0
MultiplierZ=0				
Frame=17	LoadPat="Inerzia +Z SLV"	CoordSys=GLOBAL	MultiplierX=0	MultiplierY=0
MultiplierZ=0.0575				
Frame=17	LoadPat="Inerzia +X SLD"	CoordSys=GLOBAL	MultiplierX=0.068	MultiplierY=0
MultiplierZ=0				
Frame=17	LoadPat="Inerzia +Z SLD"	CoordSys=GLOBAL	MultiplierX=0	MultiplierY=0
MultiplierZ=0.034				
Frame=18	LoadPat="Inerzia +X SLV"	CoordSys=GLOBAL	MultiplierX=0.115	MultiplierY=0
MultiplierZ=0				
Frame=18	LoadPat="Inerzia +Z SLV"	CoordSys=GLOBAL	MultiplierX=0	MultiplierY=0
MultiplierZ=0.0575				
Frame=18	LoadPat="Inerzia +X SLD"	CoordSys=GLOBAL	MultiplierX=0.068	MultiplierY=0
MultiplierZ=0				
Frame=18	LoadPat="Inerzia +Z SLD"	CoordSys=GLOBAL	MultiplierX=0	MultiplierY=0
MultiplierZ=0.034				
Frame=19	LoadPat="Inerzia +X SLV"	CoordSys=GLOBAL	MultiplierX=0.115	MultiplierY=0
MultiplierZ=0				
Frame=19	LoadPat="Inerzia +Z SLV"	CoordSys=GLOBAL	MultiplierX=0	MultiplierY=0
MultiplierZ=0.0575				
Frame=19	LoadPat="Inerzia +X SLD"	CoordSys=GLOBAL	MultiplierX=0.068	MultiplierY=0
MultiplierZ=0				
Frame=19	LoadPat="Inerzia +Z SLD"	CoordSys=GLOBAL	MultiplierX=0	MultiplierY=0
MultiplierZ=0.034				
Frame=20	LoadPat="Inerzia +X SLV"	CoordSys=GLOBAL	MultiplierX=0.115	MultiplierY=0
MultiplierZ=0				
Frame=20	LoadPat="Inerzia +Z SLV"	CoordSys=GLOBAL	MultiplierX=0	MultiplierY=0
MultiplierZ=0.0575				
Frame=20	LoadPat="Inerzia +X SLD"	CoordSys=GLOBAL	MultiplierX=0.068	MultiplierY=0
MultiplierZ=0				
Frame=20	LoadPat="Inerzia +Z SLD"	CoordSys=GLOBAL	MultiplierX=0	MultiplierY=0
MultiplierZ=0.034				
Frame=21	LoadPat="Inerzia +X SLV"	CoordSys=GLOBAL	MultiplierX=0.115	MultiplierY=0
MultiplierZ=0				
Frame=21	LoadPat="Inerzia +Z SLV"	CoordSys=GLOBAL	MultiplierX=0	MultiplierY=0
MultiplierZ=0.0575				
Frame=21	LoadPat="Inerzia +X SLD"	CoordSys=GLOBAL	MultiplierX=0.068	MultiplierY=0
MultiplierZ=0				
Frame=21	LoadPat="Inerzia +Z SLD"	CoordSys=GLOBAL	MultiplierX=0	MultiplierY=0
MultiplierZ=0.034				
Frame=22	LoadPat="Inerzia +X SLV"	CoordSys=GLOBAL	MultiplierX=0.115	MultiplierY=0
MultiplierZ=0				
Frame=22	LoadPat="Inerzia +Z SLV"	CoordSys=GLOBAL	MultiplierX=0	MultiplierY=0
MultiplierZ=0.0575				
Frame=22	LoadPat="Inerzia +X SLD"	CoordSys=GLOBAL	MultiplierX=0.068	MultiplierY=0
MultiplierZ=0				
Frame=22	LoadPat="Inerzia +Z SLD"	CoordSys=GLOBAL	MultiplierX=0	MultiplierY=0
MultiplierZ=0.034				
Frame=23	LoadPat="Inerzia +X SLV"	CoordSys=GLOBAL	MultiplierX=0.115	MultiplierY=0
MultiplierZ=0				
Frame=23	LoadPat="Inerzia +Z SLV"	CoordSys=GLOBAL	MultiplierX=0	MultiplierY=0
MultiplierZ=0.0575				
Frame=23	LoadPat="Inerzia +X SLD"	CoordSys=GLOBAL	MultiplierX=0.068	MultiplierY=0
MultiplierZ=0				
Frame=23	LoadPat="Inerzia +Z SLD"	CoordSys=GLOBAL	MultiplierX=0	MultiplierY=0
MultiplierZ=0.034				
Frame=24	LoadPat="Inerzia +X SLV"	CoordSys=GLOBAL	MultiplierX=0.115	MultiplierY=0
MultiplierZ=0				
Frame=24	LoadPat="Inerzia +Z SLV"	CoordSys=GLOBAL	MultiplierX=0	MultiplierY=0
MultiplierZ=0.0575				



Collegamento autostradale Asti – Cuneo – Tronco II Lotto 6
PROGETTO ESECUTIVO
Galleria Verduno – Relazione di calcolo galleria artificiale – Lato Cherasco

Frame=24 MultiplierZ=0	LoadPat="Inerzia +X SLD"	CoordSys=GLOBAL	MultiplierX=0.068	MultiplierY=0
Frame=24 MultiplierZ=0.034	LoadPat="Inerzia +Z SLD"	CoordSys=GLOBAL	MultiplierX=0	MultiplierY=0
Frame=25 MultiplierZ=0	LoadPat="Inerzia +X SLV"	CoordSys=GLOBAL	MultiplierX=0.115	MultiplierY=0
Frame=25 MultiplierZ=0.0575	LoadPat="Inerzia +Z SLV"	CoordSys=GLOBAL	MultiplierX=0	MultiplierY=0
Frame=25 MultiplierZ=0	LoadPat="Inerzia +X SLD"	CoordSys=GLOBAL	MultiplierX=0.068	MultiplierY=0
Frame=25 MultiplierZ=0.034	LoadPat="Inerzia +Z SLD"	CoordSys=GLOBAL	MultiplierX=0	MultiplierY=0
Frame=26 MultiplierZ=0	LoadPat="Inerzia +X SLV"	CoordSys=GLOBAL	MultiplierX=0.115	MultiplierY=0
Frame=26 MultiplierZ=0.0575	LoadPat="Inerzia +Z SLV"	CoordSys=GLOBAL	MultiplierX=0	MultiplierY=0
Frame=26 MultiplierZ=0	LoadPat="Inerzia +X SLD"	CoordSys=GLOBAL	MultiplierX=0.068	MultiplierY=0
Frame=26 MultiplierZ=0.034	LoadPat="Inerzia +Z SLD"	CoordSys=GLOBAL	MultiplierX=0	MultiplierY=0
Frame=27 MultiplierZ=0	LoadPat="Inerzia +X SLV"	CoordSys=GLOBAL	MultiplierX=0.115	MultiplierY=0
Frame=27 MultiplierZ=0.0575	LoadPat="Inerzia +Z SLV"	CoordSys=GLOBAL	MultiplierX=0	MultiplierY=0
Frame=27 MultiplierZ=0	LoadPat="Inerzia +X SLD"	CoordSys=GLOBAL	MultiplierX=0.068	MultiplierY=0
Frame=27 MultiplierZ=0.034	LoadPat="Inerzia +Z SLD"	CoordSys=GLOBAL	MultiplierX=0	MultiplierY=0
Frame=28 MultiplierZ=0	LoadPat="Inerzia +X SLV"	CoordSys=GLOBAL	MultiplierX=0.115	MultiplierY=0
Frame=28 MultiplierZ=0.0575	LoadPat="Inerzia +Z SLV"	CoordSys=GLOBAL	MultiplierX=0	MultiplierY=0
Frame=28 MultiplierZ=0	LoadPat="Inerzia +X SLD"	CoordSys=GLOBAL	MultiplierX=0.068	MultiplierY=0
Frame=28 MultiplierZ=0.034	LoadPat="Inerzia +Z SLD"	CoordSys=GLOBAL	MultiplierX=0	MultiplierY=0
Frame=29 MultiplierZ=0	LoadPat="Inerzia +X SLV"	CoordSys=GLOBAL	MultiplierX=0.115	MultiplierY=0
Frame=29 MultiplierZ=0.0575	LoadPat="Inerzia +Z SLV"	CoordSys=GLOBAL	MultiplierX=0	MultiplierY=0
Frame=29 MultiplierZ=0	LoadPat="Inerzia +X SLD"	CoordSys=GLOBAL	MultiplierX=0.068	MultiplierY=0
Frame=29 MultiplierZ=0.034	LoadPat="Inerzia +Z SLD"	CoordSys=GLOBAL	MultiplierX=0	MultiplierY=0
Frame=30 MultiplierZ=0	LoadPat="Inerzia +X SLV"	CoordSys=GLOBAL	MultiplierX=0.115	MultiplierY=0
Frame=30 MultiplierZ=0.0575	LoadPat="Inerzia +Z SLV"	CoordSys=GLOBAL	MultiplierX=0	MultiplierY=0
Frame=30 MultiplierZ=0	LoadPat="Inerzia +X SLD"	CoordSys=GLOBAL	MultiplierX=0.068	MultiplierY=0
Frame=30 MultiplierZ=0.034	LoadPat="Inerzia +Z SLD"	CoordSys=GLOBAL	MultiplierX=0	MultiplierY=0
Frame=31 MultiplierZ=0	LoadPat="Inerzia +X SLV"	CoordSys=GLOBAL	MultiplierX=0.115	MultiplierY=0
Frame=31 MultiplierZ=0.0575	LoadPat="Inerzia +Z SLV"	CoordSys=GLOBAL	MultiplierX=0	MultiplierY=0
Frame=31 MultiplierZ=0	LoadPat="Inerzia +X SLD"	CoordSys=GLOBAL	MultiplierX=0.068	MultiplierY=0
Frame=31 MultiplierZ=0.034	LoadPat="Inerzia +Z SLD"	CoordSys=GLOBAL	MultiplierX=0	MultiplierY=0
Frame=32 MultiplierZ=0	LoadPat="Inerzia +X SLV"	CoordSys=GLOBAL	MultiplierX=0.115	MultiplierY=0
Frame=32 MultiplierZ=0.0575	LoadPat="Inerzia +Z SLV"	CoordSys=GLOBAL	MultiplierX=0	MultiplierY=0
Frame=32 MultiplierZ=0	LoadPat="Inerzia +X SLD"	CoordSys=GLOBAL	MultiplierX=0.068	MultiplierY=0
Frame=32 MultiplierZ=0.034	LoadPat="Inerzia +Z SLD"	CoordSys=GLOBAL	MultiplierX=0	MultiplierY=0
Frame=33 MultiplierZ=0	LoadPat="Inerzia +X SLV"	CoordSys=GLOBAL	MultiplierX=0.115	MultiplierY=0
Frame=33 MultiplierZ=0.0575	LoadPat="Inerzia +Z SLV"	CoordSys=GLOBAL	MultiplierX=0	MultiplierY=0
Frame=33 MultiplierZ=0	LoadPat="Inerzia +X SLD"	CoordSys=GLOBAL	MultiplierX=0.068	MultiplierY=0
Frame=33 MultiplierZ=0.034	LoadPat="Inerzia +Z SLD"	CoordSys=GLOBAL	MultiplierX=0	MultiplierY=0
Frame=34 MultiplierZ=0	LoadPat="Inerzia +X SLV"	CoordSys=GLOBAL	MultiplierX=0.115	MultiplierY=0
Frame=34 MultiplierZ=0.0575	LoadPat="Inerzia +Z SLV"	CoordSys=GLOBAL	MultiplierX=0	MultiplierY=0
Frame=34 MultiplierZ=0	LoadPat="Inerzia +X SLD"	CoordSys=GLOBAL	MultiplierX=0.068	MultiplierY=0



Collegamento autostradale Asti – Cuneo – Tronco II Lotto 6
PROGETTO ESECUTIVO
Galleria Verduno – Relazione di calcolo galleria artificiale – Lato Cherasco

Frame=34	LoadPat="Inerzia +Z SLD"	CoordSys=GLOBAL	MultiplierX=0	MultiplierY=0
MultiplierZ=0.034				
Frame=35	LoadPat="Inerzia +X SLV"	CoordSys=GLOBAL	MultiplierX=0.115	MultiplierY=0
MultiplierZ=0				
Frame=35	LoadPat="Inerzia +Z SLV"	CoordSys=GLOBAL	MultiplierX=0	MultiplierY=0
MultiplierZ=0.0575				
Frame=35	LoadPat="Inerzia +X SLD"	CoordSys=GLOBAL	MultiplierX=0.068	MultiplierY=0
MultiplierZ=0				
Frame=35	LoadPat="Inerzia +Z SLD"	CoordSys=GLOBAL	MultiplierX=0	MultiplierY=0
MultiplierZ=0.034				
Frame=36	LoadPat="Inerzia +X SLV"	CoordSys=GLOBAL	MultiplierX=0.115	MultiplierY=0
MultiplierZ=0				
Frame=36	LoadPat="Inerzia +Z SLV"	CoordSys=GLOBAL	MultiplierX=0	MultiplierY=0
MultiplierZ=0.0575				
Frame=36	LoadPat="Inerzia +X SLD"	CoordSys=GLOBAL	MultiplierX=0.068	MultiplierY=0
MultiplierZ=0				
Frame=36	LoadPat="Inerzia +Z SLD"	CoordSys=GLOBAL	MultiplierX=0	MultiplierY=0
MultiplierZ=0.034				
Frame=37	LoadPat="Inerzia +X SLV"	CoordSys=GLOBAL	MultiplierX=0.115	MultiplierY=0
MultiplierZ=0				
Frame=37	LoadPat="Inerzia +Z SLV"	CoordSys=GLOBAL	MultiplierX=0	MultiplierY=0
MultiplierZ=0.0575				
Frame=37	LoadPat="Inerzia +X SLD"	CoordSys=GLOBAL	MultiplierX=0.068	MultiplierY=0
MultiplierZ=0				
Frame=37	LoadPat="Inerzia +Z SLD"	CoordSys=GLOBAL	MultiplierX=0	MultiplierY=0
MultiplierZ=0.034				
Frame=38	LoadPat="Inerzia +X SLV"	CoordSys=GLOBAL	MultiplierX=0.115	MultiplierY=0
MultiplierZ=0				
Frame=38	LoadPat="Inerzia +Z SLV"	CoordSys=GLOBAL	MultiplierX=0	MultiplierY=0
MultiplierZ=0.0575				
Frame=38	LoadPat="Inerzia +X SLD"	CoordSys=GLOBAL	MultiplierX=0.068	MultiplierY=0
MultiplierZ=0				
Frame=38	LoadPat="Inerzia +Z SLD"	CoordSys=GLOBAL	MultiplierX=0	MultiplierY=0
MultiplierZ=0.034				
Frame=39	LoadPat="Inerzia +X SLV"	CoordSys=GLOBAL	MultiplierX=0.115	MultiplierY=0
MultiplierZ=0				
Frame=39	LoadPat="Inerzia +Z SLV"	CoordSys=GLOBAL	MultiplierX=0	MultiplierY=0
MultiplierZ=0.0575				
Frame=39	LoadPat="Inerzia +X SLD"	CoordSys=GLOBAL	MultiplierX=0.068	MultiplierY=0
MultiplierZ=0				
Frame=39	LoadPat="Inerzia +Z SLD"	CoordSys=GLOBAL	MultiplierX=0	MultiplierY=0
MultiplierZ=0.034				
Frame=40	LoadPat="Inerzia +X SLV"	CoordSys=GLOBAL	MultiplierX=0.115	MultiplierY=0
MultiplierZ=0				
Frame=40	LoadPat="Inerzia +Z SLV"	CoordSys=GLOBAL	MultiplierX=0	MultiplierY=0
MultiplierZ=0.0575				
Frame=40	LoadPat="Inerzia +X SLD"	CoordSys=GLOBAL	MultiplierX=0.068	MultiplierY=0
MultiplierZ=0				
Frame=40	LoadPat="Inerzia +Z SLD"	CoordSys=GLOBAL	MultiplierX=0	MultiplierY=0
MultiplierZ=0.034				
Frame=41	LoadPat="Inerzia +X SLV"	CoordSys=GLOBAL	MultiplierX=0.115	MultiplierY=0
MultiplierZ=0				
Frame=41	LoadPat="Inerzia +Z SLV"	CoordSys=GLOBAL	MultiplierX=0	MultiplierY=0
MultiplierZ=0.0575				
Frame=41	LoadPat="Inerzia +X SLD"	CoordSys=GLOBAL	MultiplierX=0.068	MultiplierY=0
MultiplierZ=0				
Frame=41	LoadPat="Inerzia +Z SLD"	CoordSys=GLOBAL	MultiplierX=0	MultiplierY=0
MultiplierZ=0.034				
Frame=42	LoadPat="Inerzia +X SLV"	CoordSys=GLOBAL	MultiplierX=0.115	MultiplierY=0
MultiplierZ=0				
Frame=42	LoadPat="Inerzia +Z SLV"	CoordSys=GLOBAL	MultiplierX=0	MultiplierY=0
MultiplierZ=0.0575				
Frame=42	LoadPat="Inerzia +X SLD"	CoordSys=GLOBAL	MultiplierX=0.068	MultiplierY=0
MultiplierZ=0				
Frame=42	LoadPat="Inerzia +Z SLD"	CoordSys=GLOBAL	MultiplierX=0	MultiplierY=0
MultiplierZ=0.034				
Frame=43	LoadPat="Inerzia +X SLV"	CoordSys=GLOBAL	MultiplierX=0.115	MultiplierY=0
MultiplierZ=0				
Frame=43	LoadPat="Inerzia +Z SLV"	CoordSys=GLOBAL	MultiplierX=0	MultiplierY=0
MultiplierZ=0.0575				
Frame=43	LoadPat="Inerzia +X SLD"	CoordSys=GLOBAL	MultiplierX=0.068	MultiplierY=0
MultiplierZ=0				
Frame=43	LoadPat="Inerzia +Z SLD"	CoordSys=GLOBAL	MultiplierX=0	MultiplierY=0
MultiplierZ=0.034				
Frame=44	LoadPat="Inerzia +X SLV"	CoordSys=GLOBAL	MultiplierX=0.115	MultiplierY=0
MultiplierZ=0				
Frame=44	LoadPat="Inerzia +Z SLV"	CoordSys=GLOBAL	MultiplierX=0	MultiplierY=0
MultiplierZ=0.0575				
Frame=44	LoadPat="Inerzia +X SLD"	CoordSys=GLOBAL	MultiplierX=0.068	MultiplierY=0
MultiplierZ=0				
Frame=44	LoadPat="Inerzia +Z SLD"	CoordSys=GLOBAL	MultiplierX=0	MultiplierY=0
MultiplierZ=0.034				



Collegamento autostradale Asti – Cuneo – Tronco II Lotto 6
PROGETTO ESECUTIVO
Galleria Verduno – Relazione di calcolo galleria artificiale – Lato Cherasco

Frame=55	LoadPat="Inerzia +Z SLV"	CoordSys=GLOBAL	MultiplierX=0	MultiplierY=0
MultiplierZ=0.0575				
Frame=55	LoadPat="Inerzia +X SLD"	CoordSys=GLOBAL	MultiplierX=0.068	MultiplierY=0
MultiplierZ=0				
Frame=55	LoadPat="Inerzia +Z SLD"	CoordSys=GLOBAL	MultiplierX=0	MultiplierY=0
MultiplierZ=0.034				
Frame=56	LoadPat="Inerzia +X SLV"	CoordSys=GLOBAL	MultiplierX=0.115	MultiplierY=0
MultiplierZ=0				
Frame=56	LoadPat="Inerzia +Z SLV"	CoordSys=GLOBAL	MultiplierX=0	MultiplierY=0
MultiplierZ=0.0575				
Frame=56	LoadPat="Inerzia +X SLD"	CoordSys=GLOBAL	MultiplierX=0.068	MultiplierY=0
MultiplierZ=0				
Frame=56	LoadPat="Inerzia +Z SLD"	CoordSys=GLOBAL	MultiplierX=0	MultiplierY=0
MultiplierZ=0.034				
Frame=57	LoadPat="Inerzia +X SLV"	CoordSys=GLOBAL	MultiplierX=0.115	MultiplierY=0
MultiplierZ=0				
Frame=57	LoadPat="Inerzia +Z SLV"	CoordSys=GLOBAL	MultiplierX=0	MultiplierY=0
MultiplierZ=0.0575				
Frame=57	LoadPat="Inerzia +X SLD"	CoordSys=GLOBAL	MultiplierX=0.068	MultiplierY=0
MultiplierZ=0				
Frame=57	LoadPat="Inerzia +Z SLD"	CoordSys=GLOBAL	MultiplierX=0	MultiplierY=0
MultiplierZ=0.034				
Frame=58	LoadPat="Inerzia +X SLV"	CoordSys=GLOBAL	MultiplierX=0.115	MultiplierY=0
MultiplierZ=0				
Frame=58	LoadPat="Inerzia +Z SLV"	CoordSys=GLOBAL	MultiplierX=0	MultiplierY=0
MultiplierZ=0.0575				
Frame=58	LoadPat="Inerzia +X SLD"	CoordSys=GLOBAL	MultiplierX=0.068	MultiplierY=0
MultiplierZ=0				
Frame=58	LoadPat="Inerzia +Z SLD"	CoordSys=GLOBAL	MultiplierX=0	MultiplierY=0
MultiplierZ=0.034				

TABLE: "FRAME LOAD TRANSFER OPTIONS"

Frame=1	Transfer=Yes
Frame=2	Transfer=Yes
Frame=3	Transfer=Yes
Frame=4	Transfer=Yes
Frame=5	Transfer=Yes
Frame=6	Transfer=Yes
Frame=7	Transfer=Yes
Frame=8	Transfer=Yes
Frame=9	Transfer=Yes
Frame=10	Transfer=Yes
Frame=11	Transfer=Yes
Frame=12	Transfer=Yes
Frame=13	Transfer=Yes
Frame=14	Transfer=Yes
Frame=15	Transfer=Yes
Frame=16	Transfer=Yes
Frame=17	Transfer=Yes
Frame=18	Transfer=Yes
Frame=19	Transfer=Yes
Frame=20	Transfer=Yes
Frame=21	Transfer=Yes
Frame=22	Transfer=Yes
Frame=23	Transfer=Yes
Frame=24	Transfer=Yes
Frame=25	Transfer=Yes
Frame=26	Transfer=Yes
Frame=27	Transfer=Yes
Frame=28	Transfer=Yes
Frame=29	Transfer=Yes
Frame=30	Transfer=Yes
Frame=31	Transfer=Yes
Frame=32	Transfer=Yes
Frame=33	Transfer=Yes
Frame=34	Transfer=Yes
Frame=35	Transfer=Yes
Frame=36	Transfer=Yes
Frame=37	Transfer=Yes
Frame=38	Transfer=Yes
Frame=39	Transfer=Yes
Frame=40	Transfer=Yes
Frame=41	Transfer=Yes
Frame=42	Transfer=Yes
Frame=43	Transfer=Yes
Frame=44	Transfer=Yes
Frame=45	Transfer=Yes
Frame=46	Transfer=Yes
Frame=47	Transfer=Yes
Frame=48	Transfer=Yes
Frame=49	Transfer=Yes
Frame=50	Transfer=Yes
Frame=51	Transfer=Yes



Collegamento autostradale Asti – Cuneo – Tronco Il Lotto 6
PROGETTO ESECUTIVO
Galleria Verduno – Relazione di calcolo galleria artificiale – Lato Cherasco

Frame=52 Transfer=Yes
Frame=53 Transfer=Yes
Frame=54 Transfer=Yes
Frame=55 Transfer=Yes
Frame=56 Transfer=Yes
Frame=57 Transfer=Yes
Frame=58 Transfer=Yes

TABLE: "FRAME LOCAL AXES ASSIGNMENTS 1 - TYPICAL"

Frame=7 Angle=180
Frame=8 Angle=180
Frame=9 Angle=180
Frame=10 Angle=180
Frame=11 Angle=180
Frame=12 Angle=180
Frame=13 Angle=180
Frame=14 Angle=180
Frame=15 Angle=180
Frame=16 Angle=180
Frame=31 Angle=180
Frame=43 Angle=180
Frame=44 Angle=180
Frame=45 Angle=180
Frame=46 Angle=180
Frame=47 Angle=180
Frame=48 Angle=180
Frame=49 Angle=180
Frame=50 Angle=180
Frame=51 Angle=180
Frame=52 Angle=180
Frame=53 Angle=180
Frame=54 Angle=180
Frame=55 Angle=180
Frame=56 Angle=180
Frame=57 Angle=180
Frame=58 Angle=180

TABLE: "FRAME OUTPUT STATION ASSIGNMENTS"

Frame=1	StationType=MinNumSta	MinNumSta=3	AddAtElmInt=Yes	AddAtPtLoad=Yes
Frame=2	StationType=MinNumSta	MinNumSta=3	AddAtElmInt=Yes	AddAtPtLoad=Yes
Frame=3	StationType=MinNumSta	MinNumSta=3	AddAtElmInt=Yes	AddAtPtLoad=Yes
Frame=4	StationType=MinNumSta	MinNumSta=3	AddAtElmInt=Yes	AddAtPtLoad=Yes
Frame=5	StationType=MinNumSta	MinNumSta=3	AddAtElmInt=Yes	AddAtPtLoad=Yes
Frame=6	StationType=MinNumSta	MinNumSta=3	AddAtElmInt=Yes	AddAtPtLoad=Yes
Frame=7	StationType=MinNumSta	MinNumSta=3	AddAtElmInt=Yes	AddAtPtLoad=Yes
Frame=8	StationType=MinNumSta	MinNumSta=3	AddAtElmInt=Yes	AddAtPtLoad=Yes
Frame=9	StationType=MinNumSta	MinNumSta=3	AddAtElmInt=Yes	AddAtPtLoad=Yes
Frame=10	StationType=MinNumSta	MinNumSta=3	AddAtElmInt=Yes	AddAtPtLoad=Yes
Frame=11	StationType=MinNumSta	MinNumSta=3	AddAtElmInt=Yes	AddAtPtLoad=Yes
Frame=12	StationType=MinNumSta	MinNumSta=3	AddAtElmInt=Yes	AddAtPtLoad=Yes
Frame=13	StationType=MinNumSta	MinNumSta=3	AddAtElmInt=Yes	AddAtPtLoad=Yes
Frame=14	StationType=MinNumSta	MinNumSta=3	AddAtElmInt=Yes	AddAtPtLoad=Yes
Frame=15	StationType=MinNumSta	MinNumSta=3	AddAtElmInt=Yes	AddAtPtLoad=Yes
Frame=16	StationType=MinNumSta	MinNumSta=3	AddAtElmInt=Yes	AddAtPtLoad=Yes
Frame=17	StationType=MinNumSta	MinNumSta=3	AddAtElmInt=Yes	AddAtPtLoad=Yes
Frame=18	StationType=MinNumSta	MinNumSta=3	AddAtElmInt=Yes	AddAtPtLoad=Yes
Frame=19	StationType=MinNumSta	MinNumSta=3	AddAtElmInt=Yes	AddAtPtLoad=Yes
Frame=20	StationType=MinNumSta	MinNumSta=3	AddAtElmInt=Yes	AddAtPtLoad=Yes
Frame=21	StationType=MinNumSta	MinNumSta=3	AddAtElmInt=Yes	AddAtPtLoad=Yes
Frame=22	StationType=MinNumSta	MinNumSta=3	AddAtElmInt=Yes	AddAtPtLoad=Yes
Frame=23	StationType=MinNumSta	MinNumSta=3	AddAtElmInt=Yes	AddAtPtLoad=Yes
Frame=24	StationType=MinNumSta	MinNumSta=3	AddAtElmInt=Yes	AddAtPtLoad=Yes
Frame=25	StationType=MinNumSta	MinNumSta=3	AddAtElmInt=Yes	AddAtPtLoad=Yes
Frame=26	StationType=MinNumSta	MinNumSta=3	AddAtElmInt=Yes	AddAtPtLoad=Yes
Frame=27	StationType=MaxStaSpcg	MaxStaSpcg=0.5	AddAtElmInt=Yes	AddAtPtLoad=Yes
Frame=28	StationType=MinNumSta	MinNumSta=3	AddAtElmInt=Yes	AddAtPtLoad=Yes
Frame=29	StationType=MinNumSta	MinNumSta=3	AddAtElmInt=Yes	AddAtPtLoad=Yes
Frame=30	StationType=MinNumSta	MinNumSta=3	AddAtElmInt=Yes	AddAtPtLoad=Yes
Frame=31	StationType=MinNumSta	MinNumSta=3	AddAtElmInt=Yes	AddAtPtLoad=Yes
Frame=32	StationType=MaxStaSpcg	MaxStaSpcg=0.5	AddAtElmInt=Yes	AddAtPtLoad=Yes
Frame=33	StationType=MinNumSta	MinNumSta=3	AddAtElmInt=Yes	AddAtPtLoad=Yes
Frame=34	StationType=MinNumSta	MinNumSta=3	AddAtElmInt=Yes	AddAtPtLoad=Yes
Frame=35	StationType=MinNumSta	MinNumSta=3	AddAtElmInt=Yes	AddAtPtLoad=Yes
Frame=36	StationType=MinNumSta	MinNumSta=3	AddAtElmInt=Yes	AddAtPtLoad=Yes
Frame=37	StationType=MinNumSta	MinNumSta=3	AddAtElmInt=Yes	AddAtPtLoad=Yes
Frame=38	StationType=MinNumSta	MinNumSta=3	AddAtElmInt=Yes	AddAtPtLoad=Yes
Frame=39	StationType=MinNumSta	MinNumSta=3	AddAtElmInt=Yes	AddAtPtLoad=Yes
Frame=40	StationType=MinNumSta	MinNumSta=3	AddAtElmInt=Yes	AddAtPtLoad=Yes
Frame=41	StationType=MinNumSta	MinNumSta=3	AddAtElmInt=Yes	AddAtPtLoad=Yes
Frame=42	StationType=MinNumSta	MinNumSta=3	AddAtElmInt=Yes	AddAtPtLoad=Yes
Frame=43	StationType=MinNumSta	MinNumSta=3	AddAtElmInt=Yes	AddAtPtLoad=Yes
Frame=44	StationType=MinNumSta	MinNumSta=3	AddAtElmInt=Yes	AddAtPtLoad=Yes
Frame=45	StationType=MinNumSta	MinNumSta=3	AddAtElmInt=Yes	AddAtPtLoad=Yes



Collegamento autostradale Asti – Cuneo – Tronco II Lotto 6
PROGETTO ESECUTIVO
Galleria Verduno – Relazione di calcolo galleria artificiale – Lato Cherasco

Frame=46	StationType=MinNumSta	MinNumSta=3	AddAtElmInt=Yes	AddAtPtLoad=Yes
Frame=47	StationType=MinNumSta	MinNumSta=3	AddAtElmInt=Yes	AddAtPtLoad=Yes
Frame=48	StationType=MinNumSta	MinNumSta=3	AddAtElmInt=Yes	AddAtPtLoad=Yes
Frame=49	StationType=MinNumSta	MinNumSta=3	AddAtElmInt=Yes	AddAtPtLoad=Yes
Frame=50	StationType=MinNumSta	MinNumSta=3	AddAtElmInt=Yes	AddAtPtLoad=Yes
Frame=51	StationType=MinNumSta	MinNumSta=3	AddAtElmInt=Yes	AddAtPtLoad=Yes
Frame=52	StationType=MinNumSta	MinNumSta=3	AddAtElmInt=Yes	AddAtPtLoad=Yes
Frame=53	StationType=MinNumSta	MinNumSta=3	AddAtElmInt=Yes	AddAtPtLoad=Yes
Frame=54	StationType=MinNumSta	MinNumSta=3	AddAtElmInt=Yes	AddAtPtLoad=Yes
Frame=55	StationType=MinNumSta	MinNumSta=3	AddAtElmInt=Yes	AddAtPtLoad=Yes
Frame=56	StationType=MinNumSta	MinNumSta=3	AddAtElmInt=Yes	AddAtPtLoad=Yes
Frame=57	StationType=MinNumSta	MinNumSta=3	AddAtElmInt=Yes	AddAtPtLoad=Yes
Frame=58	StationType=MinNumSta	MinNumSta=3	AddAtElmInt=Yes	AddAtPtLoad=Yes

TABLE: "FRAME RELEASE ASSIGNMENTS 1 - GENERAL"

Frame=1	PI=No	V2I=No	V3I=No	TI=No	M2I=No	M3I=Yes	PJ=No	V2J=No	V3J=No	TJ=No
M2J=No	M3J=No									
Frame=58	PI=No	V2I=No	V3I=No	TI=No	M2I=No	M3I=Yes	PJ=No	V2J=No	V3J=No	TJ=No
M2J=No	M3J=No									

TABLE: "FRAME SECTION ASSIGNMENTS"

Frame=1	AutoSelect=N.A.	AnalSect=100x150	MatProp=Default
Frame=2	AutoSelect=N.A.	AnalSect=100x150	MatProp=Default
Frame=3	AutoSelect=N.A.	AnalSect=100x150	MatProp=Default
Frame=4	AutoSelect=N.A.	AnalSect=100x150	MatProp=Default
Frame=5	AutoSelect=N.A.	AnalSect=100x150	MatProp=Default
Frame=6	AutoSelect=N.A.	AnalSect=100x150	MatProp=Default
Frame=7	AutoSelect=N.A.	AnalSect=100x100	MatProp=Default
Frame=8	AutoSelect=N.A.	AnalSect=100x100	MatProp=Default
Frame=9	AutoSelect=N.A.	AnalSect=100x100	MatProp=Default
Frame=10	AutoSelect=N.A.	AnalSect=100x100	MatProp=Default
Frame=11	AutoSelect=N.A.	AnalSect=100x100	MatProp=Default
Frame=12	AutoSelect=N.A.	AnalSect=100x100	MatProp=Default
Frame=13	AutoSelect=N.A.	AnalSect=100x100	MatProp=Default
Frame=14	AutoSelect=N.A.	AnalSect=100x100	MatProp=Default
Frame=15	AutoSelect=N.A.	AnalSect=100x100	MatProp=Default
Frame=16	AutoSelect=N.A.	AnalSect=100x100	MatProp=Default
Frame=17	AutoSelect=N.A.	AnalSect=100x200	MatProp=Default
Frame=18	AutoSelect=N.A.	AnalSect=100x200	MatProp=Default
Frame=19	AutoSelect=N.A.	AnalSect=100x200	MatProp=Default
Frame=20	AutoSelect=N.A.	AnalSect=100x200	MatProp=Default
Frame=21	AutoSelect=N.A.	AnalSect=100x200	MatProp=Default
Frame=22	AutoSelect=N.A.	AnalSect=100x200	MatProp=Default
Frame=23	AutoSelect=N.A.	AnalSect=100x200	MatProp=Default
Frame=24	AutoSelect=N.A.	AnalSect=100x200	MatProp=Default
Frame=25	AutoSelect=N.A.	AnalSect=100x200	MatProp=Default
Frame=26	AutoSelect=N.A.	AnalSect=100x200	MatProp=Default
Frame=27	AutoSelect=N.A.	AnalSect=100x150	MatProp=Default
Frame=28	AutoSelect=N.A.	AnalSect=100x150	MatProp=Default
Frame=29	AutoSelect=N.A.	AnalSect=100x150	MatProp=Default
Frame=30	AutoSelect=N.A.	AnalSect=100x150	MatProp=Default
Frame=31	AutoSelect=N.A.	AnalSect=100x150	MatProp=Default
Frame=32	AutoSelect=N.A.	AnalSect=100x150	MatProp=Default
Frame=33	AutoSelect=N.A.	AnalSect=100x200	MatProp=Default
Frame=34	AutoSelect=N.A.	AnalSect=100x200	MatProp=Default
Frame=35	AutoSelect=N.A.	AnalSect=100x200	MatProp=Default
Frame=36	AutoSelect=N.A.	AnalSect=100x200	MatProp=Default
Frame=37	AutoSelect=N.A.	AnalSect=100x200	MatProp=Default
Frame=38	AutoSelect=N.A.	AnalSect=100x200	MatProp=Default
Frame=39	AutoSelect=N.A.	AnalSect=100x200	MatProp=Default
Frame=40	AutoSelect=N.A.	AnalSect=100x200	MatProp=Default
Frame=41	AutoSelect=N.A.	AnalSect=100x200	MatProp=Default
Frame=42	AutoSelect=N.A.	AnalSect=100x200	MatProp=Default
Frame=43	AutoSelect=N.A.	AnalSect=100x100	MatProp=Default
Frame=44	AutoSelect=N.A.	AnalSect=100x100	MatProp=Default
Frame=45	AutoSelect=N.A.	AnalSect=100x100	MatProp=Default
Frame=46	AutoSelect=N.A.	AnalSect=100x100	MatProp=Default
Frame=47	AutoSelect=N.A.	AnalSect=100x100	MatProp=Default
Frame=48	AutoSelect=N.A.	AnalSect=100x100	MatProp=Default
Frame=49	AutoSelect=N.A.	AnalSect=100x100	MatProp=Default
Frame=50	AutoSelect=N.A.	AnalSect=100x100	MatProp=Default
Frame=51	AutoSelect=N.A.	AnalSect=100x100	MatProp=Default
Frame=52	AutoSelect=N.A.	AnalSect=100x100	MatProp=Default
Frame=53	AutoSelect=N.A.	AnalSect=100x150	MatProp=Default
Frame=54	AutoSelect=N.A.	AnalSect=100x150	MatProp=Default
Frame=55	AutoSelect=N.A.	AnalSect=100x150	MatProp=Default
Frame=56	AutoSelect=N.A.	AnalSect=100x150	MatProp=Default
Frame=57	AutoSelect=N.A.	AnalSect=100x150	MatProp=Default
Frame=58	AutoSelect=N.A.	AnalSect=100x150	MatProp=Default

TABLE: "FRAME SECTION PROPERTIES 01 - GENERAL"



Collegamento autostradale Asti – Cuneo – Tronco Il Lotto 6
PROGETTO ESECUTIVO
Galleria Verduno – Relazione di calcolo galleria artificiale – Lato Cherasco

SectionName=100x100 Material=Rck40 Shape=Rectangular t3=1 t2=1 Area=1
TorsConst=0.140833333333333 I33=8.33333333333333E-02 I22=8.33333333333333E-02 I23=0
AS2=0.833333333333333 AS3=0.833333333333333
S33=0.166666666666667 S22=0.166666666666667 Z33=0.25 Z22=0.25 R33=0.288675134594813
R22=0.288675134594813 Color=White FromFile=No AMod=1 A2Mod=1 A3Mod=1 JMod=1 I2Mod=1
I3Mod=1 MMod=1 WMod=1 Notes="Added 17/02/2015 14.58.21"
SectionName=100x150 Material=Rck40 Shape=Rectangular t3=1.5 t2=1 Area=1.5
TorsConst=0.293456790123457 I33=0.28125 I22=0.125 I23=0 AS2=1.25 AS3=1.25 S33=0.375
S22=0.25 Z33=0.5625 Z22=0.375
R33=0.433012701892219 R22=0.288675134594813 Color=Gray8Dark FromFile=No AMod=1
A2Mod=1 A3Mod=1 JMod=1 I2Mod=1 I3Mod=1 MMod=1 WMod=1 Notes="Added 17/02/2015 14.56.31"
SectionName=100x200 Material=Rck45 Shape=Rectangular t3=2 t2=1 Area=2
TorsConst=0.457760416666667 I33=0.666666666666667 I22=0.166666666666667 I23=0
AS2=1.66666666666667 AS3=1.66666666666667 S33=0.666666666666667
S22=0.333333333333333 Z33=1 Z22=0.5 R33=0.577350269189626 R22=0.288675134594813
Color=Blue FromFile=No AMod=1 A2Mod=1 A3Mod=1 JMod=1 I2Mod=1 I3Mod=1 MMod=1 WMod=1
Notes="Added 17/02/2015 14.59.02"

TABLE: "FRAME SECTION PROPERTIES 02 - CONCRETE COLUMN"

SectionName=100x100	RebarMatL=A615Gr60	RebarMatC=A615Gr60	ReinfConfig=Rectangular
LatReinf=Ties	Cover=0.04	NumBars3Dir=3	NumBars2Dir=3
BarSizeL=#9	BarSizeC=#4	SpacingC=0.15	NumCBars2=3
NumCBars3=3	ReinfType=Design	SectionName=100x150	RebarMatL=A615Gr60
RebarMatC=A615Gr60	ReinfConfig=Rectangular	LatReinf=Ties	Cover=0.04
NumBars3Dir=3	NumBars2Dir=3	BarSizeL=#9	BarSizeC=#4
SpacingC=0.15	NumCBars2=3	NumCBars3=3	ReinfType=Design
SectionName=100x200	RebarMatL=A615Gr60	RebarMatC=A615Gr60	ReinfConfig=Rectangular
LatReinf=Ties	Cover=0.04	NumBars3Dir=3	NumBars2Dir=3
BarSizeL=#9	BarSizeC=#4	SpacingC=0.15	NumCBars2=3
NumCBars3=3	ReinfType=Design		

TABLE: "FRAME SECTION PROPERTIES 13 - TIME DEPENDENT"

SectionName=100x100	TypeSize=Auto	AutoSFSize=1
SectionName=100x150	TypeSize=Auto	AutoSFSize=1
SectionName=100x200	TypeSize=Auto	AutoSFSize=1

TABLE: "FRAME SPRING ASSIGNMENTS"

Frame=1	Type=Simple	Stiffness=1000	SimpleType="Compression Only"	Dir1Type="Object Axes"	
Dir=2	Frame=2	Type=Simple	Stiffness=1000	SimpleType="Compression Only"	Dir1Type="Object Axes"
Dir=2	Frame=3	Type=Simple	Stiffness=1000	SimpleType="Compression Only"	Dir1Type="Object Axes"
Dir=2	Frame=4	Type=Simple	Stiffness=1000	SimpleType="Compression Only"	Dir1Type="Object Axes"
Dir=2	Frame=5	Type=Simple	Stiffness=1000	SimpleType="Compression Only"	Dir1Type="Object Axes"
Dir=2	Frame=6	Type=Simple	Stiffness=1000	SimpleType="Compression Only"	Dir1Type="Object Axes"
Dir=2	Frame=17	Type=Simple	Stiffness=2000	SimpleType="Compression Only"	Dir1Type="Object Axes"
Dir=2	Frame=18	Type=Simple	Stiffness=2000	SimpleType="Compression Only"	Dir1Type="Object Axes"
Dir=2	Frame=19	Type=Simple	Stiffness=2000	SimpleType="Compression Only"	Dir1Type="Object Axes"
Dir=2	Frame=20	Type=Simple	Stiffness=2000	SimpleType="Compression Only"	Dir1Type="Object Axes"
Dir=2	Frame=21	Type=Simple	Stiffness=2000	SimpleType="Compression Only"	Dir1Type="Object Axes"
Dir=2	Frame=22	Type=Simple	Stiffness=2000	SimpleType="Compression Only"	Dir1Type="Object Axes"
Dir=2	Frame=23	Type=Simple	Stiffness=2000	SimpleType="Compression Only"	Dir1Type="Object Axes"
Dir=2	Frame=24	Type=Simple	Stiffness=2000	SimpleType="Compression Only"	Dir1Type="Object Axes"
Dir=2	Frame=25	Type=Simple	Stiffness=2000	SimpleType="Compression Only"	Dir1Type="Object Axes"
Dir=2	Frame=26	Type=Simple	Stiffness=4000	SimpleType="Compression Only"	Dir1Type="Object Axes"
Dir=2	Frame=27	Type=Simple	Stiffness=4000	SimpleType="Compression Only"	Dir1Type="Object Axes"
Dir=2	Frame=28	Type=Simple	Stiffness=1000	SimpleType="Compression Only"	Dir1Type="Object Axes"
Dir=2	Frame=31	Type=Simple	Stiffness=1000	SimpleType="Compression Only"	Dir1Type="Object Axes"
Dir=2	Frame=32	Type=Simple	Stiffness=4000	SimpleType="Compression Only"	Dir1Type="Object Axes"
Dir=2	Frame=33	Type=Simple	Stiffness=4000	SimpleType="Compression Only"	Dir1Type="Object Axes"
Dir=2	Frame=34	Type=Simple	Stiffness=2000	SimpleType="Compression Only"	Dir1Type="Object Axes"
Dir=2	Frame=35	Type=Simple	Stiffness=2000	SimpleType="Compression Only"	Dir1Type="Object Axes"
Dir=2	Frame=36	Type=Simple	Stiffness=2000	SimpleType="Compression Only"	Dir1Type="Object Axes"
Dir=2					



Collegamento autostradale Asti – Cuneo – Tronco Il Lotto 6
PROGETTO ESECUTIVO
Galleria Verduno – Relazione di calcolo galleria artificiale – Lato Cherasco

Frame=37	Type=Simple	Stiffness=2000	SimpleType="Compression Only"	Dir1Type="Object Axes"
Dir=2				
Frame=38	Type=Simple	Stiffness=2000	SimpleType="Compression Only"	Dir1Type="Object Axes"
Dir=2				
Frame=39	Type=Simple	Stiffness=2000	SimpleType="Compression Only"	Dir1Type="Object Axes"
Dir=2				
Frame=40	Type=Simple	Stiffness=2000	SimpleType="Compression Only"	Dir1Type="Object Axes"
Dir=2				
Frame=41	Type=Simple	Stiffness=2000	SimpleType="Compression Only"	Dir1Type="Object Axes"
Dir=2				
Frame=42	Type=Simple	Stiffness=2000	SimpleType="Compression Only"	Dir1Type="Object Axes"
Dir=2				
Frame=53	Type=Simple	Stiffness=1000	SimpleType="Compression Only"	Dir1Type="Object Axes"
Dir=2				
Frame=54	Type=Simple	Stiffness=1000	SimpleType="Compression Only"	Dir1Type="Object Axes"
Dir=2				
Frame=55	Type=Simple	Stiffness=1000	SimpleType="Compression Only"	Dir1Type="Object Axes"
Dir=2				
Frame=56	Type=Simple	Stiffness=1000	SimpleType="Compression Only"	Dir1Type="Object Axes"
Dir=2				
Frame=57	Type=Simple	Stiffness=1000	SimpleType="Compression Only"	Dir1Type="Object Axes"
Dir=2				
Frame=58	Type=Simple	Stiffness=1000	SimpleType="Compression Only"	Dir1Type="Object Axes"
Dir=2				

TABLE: "FUNCTION - PLOT FUNCTIONS"

PlotFunc="Input Energy" Type=Energy Component=Input Mode=All

TABLE: "FUNCTION - POWER SPECTRAL DENSITY - USER"

Name=UNIFPSD Frequency=0 Value=1
Name=UNIFPSD Frequency=1 Value=1

TABLE: "FUNCTION - RESPONSE SPECTRUM - USER"

Name=UNIFRS Period=0 Accel=1 FuncDamp=0.05
Name=UNIFRS Period=1 Accel=1

TABLE: "FUNCTION - STEADY STATE - USER"

Name=UNIFSS Frequency=0 Value=1
Name=UNIFSS Frequency=1 Value=1

TABLE: "FUNCTION - TIME HISTORY - USER"

Name=RAMPTH Time=0 Value=0
Name=RAMPTH Time=1 Value=1
Name=RAMPTH Time=4 Value=1
Name=UNIFTH Time=0 Value=1
Name=UNIFTH Time=1 Value=1

TABLE: "GRID LINES"

CoordSys=GLOBAL AxisDir=X XRYZCoord=-7.80028783552717 LineType=Primary LineColor=Gray4
Visible=Yes BubbleLoc=End AllVisible=Yes BubbleSize=2.4384
CoordSys=GLOBAL AxisDir=X XRYZCoord=0 LineType=Primary LineColor=Gray4 Visible=Yes
BubbleLoc=End
CoordSys=GLOBAL AxisDir=X XRYZCoord=7.80028783552598 LineType=Primary LineColor=Gray4
Visible=Yes BubbleLoc=End
CoordSys=GLOBAL AxisDir=Y XRYZCoord=0 LineType=Primary LineColor=Gray4 Visible=Yes
BubbleLoc=End
CoordSys=GLOBAL AxisDir=Z XRYZCoord=0 LineType=Primary LineColor=Gray4 Visible=Yes
BubbleLoc=End
CoordSys=GLOBAL AxisDir=Z XRYZCoord=16.0505008034144 LineType=Primary LineColor=Gray4
Visible=Yes BubbleLoc=End

TABLE: "GROUPS 1 - DEFINITIONS"

GroupName=All Selection=Yes SectionCut=Yes Steel=Yes Concrete=Yes Aluminum=Yes
ColdFormed=Yes Stage=Yes Bridge=Yes AutoSeismic=No AutoWind=No SelDesSteel=No
SelDesAlum=No SelDesCold=No MassWeight=Yes Color=Red
GroupName=DXFIN Selection=Yes SectionCut=Yes Steel=Yes Concrete=Yes Aluminum=Yes
ColdFormed=Yes Stage=Yes Bridge=Yes AutoSeismic=No AutoWind=No SelDesSteel=No
SelDesAlum=No SelDesCold=No MassWeight=Yes Color=Black

TABLE: "GROUPS 2 - ASSIGNMENTS"

GroupName=DXFIN ObjectType=Frame ObjectLabel=1
GroupName=DXFIN ObjectType=Frame ObjectLabel=2
GroupName=DXFIN ObjectType=Frame ObjectLabel=3
GroupName=DXFIN ObjectType=Frame ObjectLabel=4
GroupName=DXFIN ObjectType=Frame ObjectLabel=5
GroupName=DXFIN ObjectType=Frame ObjectLabel=6
GroupName=DXFIN ObjectType=Frame ObjectLabel=7
GroupName=DXFIN ObjectType=Frame ObjectLabel=8
GroupName=DXFIN ObjectType=Frame ObjectLabel=9
GroupName=DXFIN ObjectType=Frame ObjectLabel=10
GroupName=DXFIN ObjectType=Frame ObjectLabel=11
GroupName=DXFIN ObjectType=Frame ObjectLabel=12
GroupName=DXFIN ObjectType=Frame ObjectLabel=13



Collegamento autostradale Asti – Cuneo – Tronco Il Lotto 6
PROGETTO ESECUTIVO
Galleria Verduno – Relazione di calcolo galleria artificiale – Lato Cherasco

GroupName=DXFIN	ObjectType=Frame	ObjectLabel=14
GroupName=DXFIN	ObjectType=Frame	ObjectLabel=15
GroupName=DXFIN	ObjectType=Frame	ObjectLabel=16
GroupName=DXFIN	ObjectType=Frame	ObjectLabel=17
GroupName=DXFIN	ObjectType=Frame	ObjectLabel=18
GroupName=DXFIN	ObjectType=Frame	ObjectLabel=19
GroupName=DXFIN	ObjectType=Frame	ObjectLabel=20
GroupName=DXFIN	ObjectType=Frame	ObjectLabel=21
GroupName=DXFIN	ObjectType=Frame	ObjectLabel=22
GroupName=DXFIN	ObjectType=Frame	ObjectLabel=23
GroupName=DXFIN	ObjectType=Frame	ObjectLabel=24
GroupName=DXFIN	ObjectType=Frame	ObjectLabel=25
GroupName=DXFIN	ObjectType=Frame	ObjectLabel=26
GroupName=DXFIN	ObjectType=Frame	ObjectLabel=27
GroupName=DXFIN	ObjectType=Frame	ObjectLabel=28
GroupName=DXFIN	ObjectType=Frame	ObjectLabel=29
GroupName=DXFIN	ObjectType=Frame	ObjectLabel=30
GroupName=DXFIN	ObjectType=Frame	ObjectLabel=31
GroupName=DXFIN	ObjectType=Frame	ObjectLabel=32
GroupName=DXFIN	ObjectType=Frame	ObjectLabel=33
GroupName=DXFIN	ObjectType=Frame	ObjectLabel=34
GroupName=DXFIN	ObjectType=Frame	ObjectLabel=35
GroupName=DXFIN	ObjectType=Frame	ObjectLabel=36
GroupName=DXFIN	ObjectType=Frame	ObjectLabel=37
GroupName=DXFIN	ObjectType=Frame	ObjectLabel=38
GroupName=DXFIN	ObjectType=Frame	ObjectLabel=39
GroupName=DXFIN	ObjectType=Frame	ObjectLabel=40
GroupName=DXFIN	ObjectType=Frame	ObjectLabel=41
GroupName=DXFIN	ObjectType=Frame	ObjectLabel=42
GroupName=DXFIN	ObjectType=Frame	ObjectLabel=43
GroupName=DXFIN	ObjectType=Frame	ObjectLabel=44
GroupName=DXFIN	ObjectType=Frame	ObjectLabel=45
GroupName=DXFIN	ObjectType=Frame	ObjectLabel=46
GroupName=DXFIN	ObjectType=Frame	ObjectLabel=47
GroupName=DXFIN	ObjectType=Frame	ObjectLabel=48
GroupName=DXFIN	ObjectType=Frame	ObjectLabel=49
GroupName=DXFIN	ObjectType=Frame	ObjectLabel=50
GroupName=DXFIN	ObjectType=Frame	ObjectLabel=51
GroupName=DXFIN	ObjectType=Frame	ObjectLabel=52
GroupName=DXFIN	ObjectType=Frame	ObjectLabel=53
GroupName=DXFIN	ObjectType=Frame	ObjectLabel=54
GroupName=DXFIN	ObjectType=Frame	ObjectLabel=55
GroupName=DXFIN	ObjectType=Frame	ObjectLabel=56
GroupName=DXFIN	ObjectType=Frame	ObjectLabel=57
GroupName=DXFIN	ObjectType=Frame	ObjectLabel=58

TABLE: "JOINT COORDINATES"

Joint=1	CoordSys=GLOBAL	CoordType=Cartesian	XorR=-7.80028783552717	Y=0
Z=4.99522850335671	SpecialJt=No			
Joint=2	CoordSys=GLOBAL	CoordType=Cartesian	XorR=-7.80028783552507	Y=0
Z=6.04170561922535	SpecialJt=No			
Joint=3	CoordSys=GLOBAL	CoordType=Cartesian	XorR=-7.80028783552507	Y=0
Z=7.08818273509769	SpecialJt=No			
Joint=4	CoordSys=GLOBAL	CoordType=Cartesian	XorR=-7.80028783552507	Y=0
Z=8.13465985096997	SpecialJt=No			
Joint=5	CoordSys=GLOBAL	CoordType=Cartesian	XorR=-7.80028783552507	Y=0
Z=9.18113696684225	SpecialJt=No			
Joint=6	CoordSys=GLOBAL	CoordType=Cartesian	XorR=-7.80028783552507	Y=0
Z=10.2276140827146	SpecialJt=No			
Joint=7	CoordSys=GLOBAL	CoordType=Cartesian	XorR=-7.80028783552507	Y=0
Z=11.2740911985869	SpecialJt=No			
Joint=8	CoordSys=GLOBAL	CoordType=Cartesian	XorR=-7.13103830193262	Y=0
Z=11.9433407321798	SpecialJt=No			
Joint=9	CoordSys=GLOBAL	CoordType=Cartesian	XorR=-6.46178876834017	Y=0
Z=12.6125902657726	SpecialJt=No			
Joint=10	CoordSys=GLOBAL	CoordType=Cartesian	XorR=-5.79253923474772	Y=0
Z=13.2818397993655	SpecialJt=No			
Joint=11	CoordSys=GLOBAL	CoordType=Cartesian	XorR=-5.12314429999992	Y=0
Z=13.9509432015072	SpecialJt=No			
Joint=12	CoordSys=GLOBAL	CoordType=Cartesian	XorR=-4.40777591441321	Y=0
Z=14.5696385383225	SpecialJt=No			
Joint=13	CoordSys=GLOBAL	CoordType=Cartesian	XorR=-3.61842361731414	Y=0
Z=15.0906556186165	SpecialJt=No			
Joint=14	CoordSys=GLOBAL	CoordType=Cartesian	XorR=-2.76833657826899	Y=0
Z=15.5052492424714	SpecialJt=No			
Joint=15	CoordSys=GLOBAL	CoordType=Cartesian	XorR=-1.87178339112091	Y=0
Z=15.8064605130248	SpecialJt=No			
Joint=16	CoordSys=GLOBAL	CoordType=Cartesian	XorR=-0.943812577607957	Y=0
Z=15.989233640595	SpecialJt=No			
Joint=17	CoordSys=GLOBAL	CoordType=Cartesian	XorR=4.547E-13	Y=0
Z=16.0505008034144	SpecialJt=No			
Joint=18	CoordSys=GLOBAL	CoordType=Cartesian	XorR=9.095E-13	Y=0
Z=0	SpecialJt=No			



**Collegamento autostradale Asti – Cuneo – Tronco II Lotto 6
PROGETTO ESECUTIVO
Galleria Verduno – Relazione di calcolo galleria artificiale – Lato Cherasco**

Joint=19	CoordSys=GLOBAL	CoordType=Cartesian	XorR=-0.774615462357247	Y=0
Z=0.034357238474513	SpecialJt=No			
Joint=20	CoordSys=GLOBAL	CoordType=Cartesian	XorR=-1.54314737876689	Y=0
Z=0.13715912473873	SpecialJt=No			
Joint=21	CoordSys=GLOBAL	CoordType=Cartesian	XorR=-2.29955998122006	Y=0
Z=0.307598290454394	SpecialJt=No			
Joint=22	CoordSys=GLOBAL	CoordType=Cartesian	XorR=-3.03791268235875	Y=0
Z=0.544336168879113	SpecialJt=No			
Joint=23	CoordSys=GLOBAL	CoordType=Cartesian	XorR=-3.75240673067105	Y=0
Z=0.845513507479041	SpecialJt=No			
Joint=24	CoordSys=GLOBAL	CoordType=Cartesian	XorR=-4.43743075176025	Y=0
Z=1.20876496981703	SpecialJt=No			
Joint=25	CoordSys=GLOBAL	CoordType=Cartesian	XorR=-5.08760481802278	Y=0
Z=1.63123771203766	SpecialJt=No			
Joint=26	CoordSys=GLOBAL	CoordType=Cartesian	XorR=-5.69782270062802	Y=0
Z=2.10961378805803	SpecialJt=No			
Joint=27	CoordSys=GLOBAL	CoordType=Cartesian	XorR=-6.26329197196799	Y=0
Z=2.6401362074995	SpecialJt=No			
Joint=28	CoordSys=GLOBAL	CoordType=Cartesian	XorR=-6.77957164362749	Y=0
Z=3.21863844171384	SpecialJt=No			
Joint=29	CoordSys=GLOBAL	CoordType=Cartesian	XorR=-7.80028783552507	Y=0
Z=3.21863844171384	SpecialJt=No			
Joint=30	CoordSys=GLOBAL	CoordType=Cartesian	XorR=6.7795716436284	Y=0
Z=3.21863844171384	SpecialJt=No			
Joint=31	CoordSys=GLOBAL	CoordType=Cartesian	XorR=7.80028783551825	Y=0
Z=4.9952285033396	SpecialJt=No			
Joint=32	CoordSys=GLOBAL	CoordType=Cartesian	XorR=7.80028783552598	Y=0
Z=3.21863844171384	SpecialJt=No			
Joint=33	CoordSys=GLOBAL	CoordType=Cartesian	XorR=6.2632919719689	Y=0
Z=2.6401362074995	SpecialJt=No			
Joint=34	CoordSys=GLOBAL	CoordType=Cartesian	XorR=5.69782270062893	Y=0
Z=2.10961378805803	SpecialJt=No			
Joint=35	CoordSys=GLOBAL	CoordType=Cartesian	XorR=5.08760481802369	Y=0
Z=1.63123771203766	SpecialJt=No			
Joint=36	CoordSys=GLOBAL	CoordType=Cartesian	XorR=4.43743075176116	Y=0
Z=1.20876496981703	SpecialJt=No			
Joint=37	CoordSys=GLOBAL	CoordType=Cartesian	XorR=3.75240673067196	Y=0
Z=0.845513507479041	SpecialJt=No			
Joint=38	CoordSys=GLOBAL	CoordType=Cartesian	XorR=3.03791268235966	Y=0
Z=0.544336168879113	SpecialJt=No			
Joint=39	CoordSys=GLOBAL	CoordType=Cartesian	XorR=2.29955998122097	Y=0
Z=0.307598290454394	SpecialJt=No			
Joint=40	CoordSys=GLOBAL	CoordType=Cartesian	XorR=1.5431473787678	Y=0
Z=0.13715912473873	SpecialJt=No			
Joint=41	CoordSys=GLOBAL	CoordType=Cartesian	XorR=0.774615462358156	Y=0
Z=0.034357238474513	SpecialJt=No			
Joint=42	CoordSys=GLOBAL	CoordType=Cartesian	XorR=0.943812577608867	Y=0
Z=15.989233640595	SpecialJt=No			
Joint=43	CoordSys=GLOBAL	CoordType=Cartesian	XorR=1.87178339112182	Y=0
Z=15.8064605130248	SpecialJt=No			
Joint=44	CoordSys=GLOBAL	CoordType=Cartesian	XorR=2.7683365782699	Y=0
Z=15.5052492424714	SpecialJt=No			
Joint=45	CoordSys=GLOBAL	CoordType=Cartesian	XorR=3.61842361731504	Y=0
Z=15.0906556186165	SpecialJt=No			
Joint=46	CoordSys=GLOBAL	CoordType=Cartesian	XorR=4.40777591441412	Y=0
Z=14.5696385383225	SpecialJt=No			
Joint=47	CoordSys=GLOBAL	CoordType=Cartesian	XorR=5.12314430000083	Y=0
Z=13.9509432015072	SpecialJt=No			
Joint=48	CoordSys=GLOBAL	CoordType=Cartesian	XorR=5.79253923474863	Y=0
Z=13.2818397993655	SpecialJt=No			
Joint=49	CoordSys=GLOBAL	CoordType=Cartesian	XorR=6.46178876834108	Y=0
Z=12.6125902657726	SpecialJt=No			
Joint=50	CoordSys=GLOBAL	CoordType=Cartesian	XorR=7.13103830193353	Y=0
Z=11.9433407321798	SpecialJt=No			
Joint=51	CoordSys=GLOBAL	CoordType=Cartesian	XorR=7.80028783552598	Y=0
Z=11.2740911985869	SpecialJt=No			
Joint=52	CoordSys=GLOBAL	CoordType=Cartesian	XorR=7.80028783552598	Y=0
Z=10.2276140827146	SpecialJt=No			
Joint=53	CoordSys=GLOBAL	CoordType=Cartesian	XorR=7.80028783552598	Y=0
Z=9.18113696684225	SpecialJt=No			
Joint=54	CoordSys=GLOBAL	CoordType=Cartesian	XorR=7.80028783552598	Y=0
Z=8.13465985096997	SpecialJt=No			
Joint=55	CoordSys=GLOBAL	CoordType=Cartesian	XorR=7.80028783552598	Y=0
Z=7.08818273509769	SpecialJt=No			
Joint=56	CoordSys=GLOBAL	CoordType=Cartesian	XorR=7.80028783552598	Y=0
Z=6.04170561922535	SpecialJt=No			

TABLE: "JOINT PATTERN DEFINITIONS"
Pattern=Default

TABLE: "LOAD CASE DEFINITIONS"
Case=DEAD Type=NonStatic InitialCond=Zero DesTypeOpt="Prog Det" DesignType=DEAD
DesActOpt="Prog Det" DesignAct=Non-Composite AutoType=None RunCase=No



**Collegamento autostradale Asti – Cuneo – Tronco II Lotto 6
 PROGETTO ESECUTIVO
 Galleria Verduno – Relazione di calcolo galleria artificiale – Lato Cherasco**

Case=RARA-12	Type=NonStatic	InitialCond=Zero	DesTypeOpt="Prog	Det"	DesignType=DEAD
DesActOpt="Prog	Det"	DesignAct=Non-Composite	AutoType=None	RunCase=Yes	
Case=RARA-13	Type=NonStatic	InitialCond=Zero	DesTypeOpt="Prog	Det"	DesignType=DEAD
DesActOpt="Prog	Det"	DesignAct=Non-Composite	AutoType=None	RunCase=Yes	
Case=RARA-14	Type=NonStatic	InitialCond=Zero	DesTypeOpt="Prog	Det"	DesignType=DEAD
DesActOpt="Prog	Det"	DesignAct=Non-Composite	AutoType=None	RunCase=Yes	
Case=FREQ-1	Type=NonStatic	InitialCond=Zero	DesTypeOpt="Prog	Det"	DesignType=DEAD
DesActOpt="Prog	Det"	DesignAct=Non-Composite	AutoType=None	RunCase=Yes	
Case=FREQ-2	Type=NonStatic	InitialCond=Zero	DesTypeOpt="Prog	Det"	DesignType=DEAD
DesActOpt="Prog	Det"	DesignAct=Non-Composite	AutoType=None	RunCase=Yes	
Case=FREQ-3	Type=NonStatic	InitialCond=Zero	DesTypeOpt="Prog	Det"	DesignType=DEAD
DesActOpt="Prog	Det"	DesignAct=Non-Composite	AutoType=None	RunCase=Yes	
Case=FREQ-4	Type=NonStatic	InitialCond=Zero	DesTypeOpt="Prog	Det"	DesignType=DEAD
DesActOpt="Prog	Det"	DesignAct=Non-Composite	AutoType=None	RunCase=Yes	
Case=FREQ-5	Type=NonStatic	InitialCond=Zero	DesTypeOpt="Prog	Det"	DesignType=DEAD
DesActOpt="Prog	Det"	DesignAct=Non-Composite	AutoType=None	RunCase=Yes	
Case=FREQ-6	Type=NonStatic	InitialCond=Zero	DesTypeOpt="Prog	Det"	DesignType=DEAD
DesActOpt="Prog	Det"	DesignAct=Non-Composite	AutoType=None	RunCase=Yes	
Case=FREQ-7	Type=NonStatic	InitialCond=Zero	DesTypeOpt="Prog	Det"	DesignType=DEAD
DesActOpt="Prog	Det"	DesignAct=Non-Composite	AutoType=None	RunCase=Yes	
Case=FREQ-8	Type=NonStatic	InitialCond=Zero	DesTypeOpt="Prog	Det"	DesignType=DEAD
DesActOpt="Prog	Det"	DesignAct=Non-Composite	AutoType=None	RunCase=Yes	
Case=FREQ-9	Type=NonStatic	InitialCond=Zero	DesTypeOpt="Prog	Det"	DesignType=DEAD
DesActOpt="Prog	Det"	DesignAct=Non-Composite	AutoType=None	RunCase=Yes	
Case=FREQ-10	Type=NonStatic	InitialCond=Zero	DesTypeOpt="Prog	Det"	DesignType=DEAD
DesActOpt="Prog	Det"	DesignAct=Non-Composite	AutoType=None	RunCase=Yes	
Case=FREQ-11	Type=NonStatic	InitialCond=Zero	DesTypeOpt="Prog	Det"	DesignType=DEAD
DesActOpt="Prog	Det"	DesignAct=Non-Composite	AutoType=None	RunCase=Yes	
Case=FREQ-12	Type=NonStatic	InitialCond=Zero	DesTypeOpt="Prog	Det"	DesignType=DEAD
DesActOpt="Prog	Det"	DesignAct=Non-Composite	AutoType=None	RunCase=Yes	
Case=FREQ-13	Type=NonStatic	InitialCond=Zero	DesTypeOpt="Prog	Det"	DesignType=DEAD
DesActOpt="Prog	Det"	DesignAct=Non-Composite	AutoType=None	RunCase=Yes	
Case=FREQ-14	Type=NonStatic	InitialCond=Zero	DesTypeOpt="Prog	Det"	DesignType=DEAD
DesActOpt="Prog	Det"	DesignAct=Non-Composite	AutoType=None	RunCase=Yes	
Case=QP-1	Type=NonStatic	InitialCond=Zero	DesTypeOpt="Prog	Det"	DesignType=DEAD
DesActOpt="Prog	Det"	DesignAct=Non-Composite	AutoType=None	RunCase=Yes	
Case=QP-2	Type=NonStatic	InitialCond=Zero	DesTypeOpt="Prog	Det"	DesignType=DEAD
DesActOpt="Prog	Det"	DesignAct=Non-Composite	AutoType=None	RunCase=Yes	
Case="SISMA SLV-1"	Type=NonStatic	InitialCond=Zero	DesTypeOpt="Prog	Det"	DesignType=DEAD
DesActOpt="Prog	Det"	DesignAct=Non-Composite	AutoType=None	RunCase=Yes	
Case="SISMA SLV-2"	Type=NonStatic	InitialCond=Zero	DesTypeOpt="Prog	Det"	DesignType=DEAD
DesActOpt="Prog	Det"	DesignAct=Non-Composite	AutoType=None	RunCase=Yes	
Case="SISMA SLV-3"	Type=NonStatic	InitialCond=Zero	DesTypeOpt="Prog	Det"	DesignType=DEAD
DesActOpt="Prog	Det"	DesignAct=Non-Composite	AutoType=None	RunCase=Yes	
Case="SISMA SLV-4"	Type=NonStatic	InitialCond=Zero	DesTypeOpt="Prog	Det"	DesignType=DEAD
DesActOpt="Prog	Det"	DesignAct=Non-Composite	AutoType=None	RunCase=Yes	
Case="SISMA SLD-1"	Type=NonStatic	InitialCond=Zero	DesTypeOpt="Prog	Det"	DesignType=DEAD
DesActOpt="Prog	Det"	DesignAct=Non-Composite	AutoType=None	RunCase=Yes	
Case="SISMA SLD-2"	Type=NonStatic	InitialCond=Zero	DesTypeOpt="Prog	Det"	DesignType=DEAD
DesActOpt="Prog	Det"	DesignAct=Non-Composite	AutoType=None	RunCase=Yes	
Case="SISMA SLD-3"	Type=NonStatic	InitialCond=Zero	DesTypeOpt="Prog	Det"	DesignType=DEAD
DesActOpt="Prog	Det"	DesignAct=Non-Composite	AutoType=None	RunCase=Yes	
Case="SISMA SLD-4"	Type=NonStatic	InitialCond=Zero	DesTypeOpt="Prog	Det"	DesignType=DEAD
DesActOpt="Prog	Det"	DesignAct=Non-Composite	AutoType=None	RunCase=Yes	

TABLE: "LOAD PATTERN DEFINITIONS"

LoadPat=DEAD	DesignType=DEAD	SelfWtMult=1
LoadPat=Ricoprimento	DesignType=DEAD	SelfWtMult=0
LoadPat="Spinta Ka DX"	DesignType=DEAD	SelfWtMult=0
LoadPat="Spinta Ka SX"	DesignType=DEAD	SelfWtMult=0
LoadPat="Q Spinta Ka DX"	DesignType=DEAD	SelfWtMult=0
LoadPat="Q Spinta Ka SX"	DesignType=DEAD	SelfWtMult=0
LoadPat="Spinta K0 DX"	DesignType=DEAD	SelfWtMult=0
LoadPat="Spinta K0 SX"	DesignType=DEAD	SelfWtMult=0
LoadPat="Q Spinta K0 DX"	DesignType=DEAD	SelfWtMult=0
LoadPat="Q Spinta K0 SX"	DesignType=DEAD	SelfWtMult=0
LoadPat=Q	DesignType=DEAD	SelfWtMult=0
LoadPat="WOOD SX SLV"	DesignType=DEAD	SelfWtMult=0
LoadPat="WOOD SX SLD"	DesignType=DEAD	SelfWtMult=0
LoadPat="Inerzia +X SLV"	DesignType=DEAD	SelfWtMult=0
LoadPat="Inerzia +Z SLV"	DesignType=DEAD	SelfWtMult=0
LoadPat="Inerzia +X SLD"	DesignType=DEAD	SelfWtMult=0
LoadPat="Inerzia +Z SLD"	DesignType=DEAD	SelfWtMult=0

TABLE: "MASS SOURCE"

MassSource=MSSSRC1	Elements=Yes	Masses=Yes	Loads=No	IsDefault=Yes
--------------------	--------------	------------	----------	---------------

TABLE: "MATERIAL PROPERTIES 01 - GENERAL"

Material=A615Gr60	Type=Rebar	SymType=Uniaxial	TempDepend=No	Color=White	Notes="ASTM A615
Grade 60	17/02/2015	14.56.31"			
Material=A992Fy50	Type=Steel	SymType=Isotropic	TempDepend=No	Color=Cyan	Notes="ASTM A992
Grade 50	16/02/2015	18.26.43"			



**Collegamento autostradale Asti – Cuneo – Tronco II Lotto 6
 PROGETTO ESECUTIVO
 Galleria Verduno – Relazione di calcolo galleria artificiale – Lato Cherasco**

Material=Rck40 Type=Concrete SymType=Isotropic TempDepend=No Color=Red Notes="Customary
 f'c 4000 psi 16/02/2015 18.26.43"
 Material=Rck45 Type=Concrete SymType=Isotropic TempDepend=No Color=Red Notes="Customary
 f'c 4000 psi 16/02/2015 18.26.43"

TABLE: "MATERIAL PROPERTIES 02 - BASIC MECHANICAL PROPERTIES"

Material=A615Gr60 UnitWeight=76.9728639422648 UnitMass=7.84904737995992 E1=199947978.795958
 A1=0.0000117
 Material=A992Fy50 UnitWeight=76.9728639422648 UnitMass=7.84904737995992 E1=199947978.795958
 G12=76903068.7676762 U12=0.3 A1=0.0000117
 Material=Rck40 UnitWeight=25 UnitMass=2.54929048055605 E1=33643000 G12=14017916.6666667
 U12=0.2 A1=0.0000099
 Material=Rck45 UnitWeight=25 UnitMass=2.54929048055605 E1=34625000 G12=14427083.3333333
 U12=0.2 A1=0.0000099

TABLE: "MATERIAL PROPERTIES 03A - STEEL DATA"

Material=A992Fy50 Fy=344737.894475789 Fu=448159.262818526 EffFy=379211.683923368
 EffFu=492975.189100378 SSCurveOpt=Simple SSHysType=Kinematic SHard=0.015 SMax=0.11
 SRup=0.17 FinalSlope=-0.1

TABLE: "MATERIAL PROPERTIES 03B - CONCRETE DATA"

Material=Rck40 Fc=27579.0315580631 LtWtConc=No SSCurveOpt=Mander SSHysType=Takeda
 SFC=0.00221914 SCap=0.005 FinalSlope=-0.1 FAngle=0 DAngle=0
 Material=Rck45 Fc=27579.0315580631 LtWtConc=No SSCurveOpt=Mander SSHysType=Takeda
 SFC=0.00221914 SCap=0.005 FinalSlope=-0.1 FAngle=0 DAngle=0

TABLE: "MATERIAL PROPERTIES 03E - REBAR DATA"

Material=A615Gr60 Fy=413685.473370947 Fu=620528.21005642 EffFy=455054.020708041
 EffFu=682581.031062062 SSCurveOpt=Simple SSHysType=Kinematic SHard=0.01 SCap=0.09
 FinalSlope=-0.1 UseCTDef=No

TABLE: "MATERIAL PROPERTIES 06 - DAMPING PARAMETERS"

Material=A615Gr60 ModalRatio=0 VisMass=0 VisStiff=0 HysMass=0 HysStiff=0
 Material=A992Fy50 ModalRatio=0 VisMass=0 VisStiff=0 HysMass=0 HysStiff=0
 Material=Rck40 ModalRatio=0 VisMass=0 VisStiff=0 HysMass=0 HysStiff=0
 Material=Rck45 ModalRatio=0 VisMass=0 VisStiff=0 HysMass=0 HysStiff=0

TABLE: "OPTIONS - COLORS - DISPLAY"

DeviceType=Screen Points=Gray8Dark LinesFrame=Black LinesFrmDL=Gray4 LinesCable=Black
 LinesTendon=Black SpringLinks=Gray8Dark Restraints=Gray8Dark Releases=Gray4 Axes=Black
 Text=Black ShadowLines=Gray4
 GuideLines=Gray4 Highlight=Black Selection=Black AreaFillBot=Gray4
 AreaFillTop=Gray8Dark AreaFillSd=Gray4 AreaEdge=Black SolidF1=GrayLight SolidF2=Gray2
 SolidF3=Gray3 SolidF4=Gray4 SolidF5=Gray5
 SolidF6=Gray6 SolidEdge=Black Floor=Gray4 Background=White BGLowLeft=White
 BGLowRight=White BGLowRight=White Darkness=0.5
 DeviceType=Printer Points=Gray8Dark LinesFrame=Black LinesFrmDL=Gray4 LinesCable=Black
 LinesTendon=Black SpringLinks=Gray8Dark Restraints=Gray8Dark Releases=Gray4 Axes=Black
 Text=Black ShadowLines=Gray4
 GuideLines=Gray4 Highlight=Black Selection=Black AreaFillBot=Gray4
 AreaFillTop=Gray8Dark AreaFillSd=Gray4 AreaEdge=Black SolidF1=GrayLight SolidF2=Gray2
 SolidF3=Gray3 SolidF4=Gray4 SolidF5=Gray5
 SolidF6=Gray6 SolidEdge=Black Floor=Gray4 Background=White BGLowLeft=White
 BGLowRight=White BGLowRight=White Darkness=0.5
 DeviceType="Color Printer" Points=Blue LinesFrame=Blue LinesFrmDL=Blue LinesCable=Green
 LinesTendon=Green SpringLinks=Green Restraints=Green Releases=Green Axes=Cyan Text=Black
 ShadowLines=Gray8Dark
 GuideLines=Gray8Dark Highlight=Red Selection=10504778 AreaFillBot=Red
 AreaFillTop=16744703 AreaFillSd=Red AreaEdge=DarkRed SolidF1=Red SolidF2=Blue SolidF3=Green
 SolidF4=Yellow SolidF5=White SolidF6=Cyan
 SolidEdge=DarkRed Floor=Gray4 Background=White BGLowLeft=White BGLowRight=White
 BGLowRight=White Darkness=0.5

TABLE: "OPTIONS - COLORS - OUTPUT"

DeviceType=Screen Contour1=13107400 Contour2=6553828 Contour3=Red Contour4=16639
 Contour5=Orange Contour6=43775 Contour7=54527 Contour8=Yellow Contour9=65408
 Contour10=Green Contour11=8453888 Contour12=Cyan
 Contour13=16755200 Contour14=16733440 Contour15=Blue Transpare=0.5 Ratio1=Cyan
 Ratio2=Green Ratio3=Yellow Ratio4=Orange Ratio5=Red RatioNotD=Gray4 RatioNotC=Red
 RatioVal1=0.5 RatioVal2=0.7 RatioVal3=0.9
 RatioVal4=1 DFillPos=Gray8Dark DFillNeg=Gray8Dark DFillRPos=4210752 DFillRNeg=4210752
 DeviceType=Printer Contour1=Black Contour2=3158064 Contour3=4210752 Contour4=5263440
 Contour5=6316128 Contour6=7368816 Contour7=Gray8Dark Contour8=Gray7 Contour9=Gray6
 Contour10=Gray5 Contour11=Gray4
 Contour12=Gray3 Contour13=Gray2 Contour14=GrayLight Contour15=White Transpare=0
 Ratio1=Gray2 Ratio2=Gray4 Ratio3=Gray8Dark Ratio4=4210752 Ratio5=Black RatioNotD=Gray4
 RatioNotC=Black RatioVal1=0.5
 RatioVal2=0.7 RatioVal3=0.9 RatioVal4=1 DFillPos=Gray8Dark DFillNeg=Gray8Dark
 DFillRPos=4210752 DFillRNeg=4210752
 DeviceType="Color Printer" Contour1=13107400 Contour2=6553828 Contour3=Red Contour4=16639
 Contour5=Orange Contour6=43775 Contour7=54527 Contour8=Yellow Contour9=65408
 Contour10=Green Contour11=8453888



Collegamento autostradale Asti – Cuneo – Tronco Il Lotto 6
PROGETTO ESECUTIVO
Galleria Verduno – Relazione di calcolo galleria artificiale – Lato Cherasco

Contour12=Cyan Contour13=16755200 Contour14=16733440 Contour15=Blue Transpare=0
Ratio1=Cyan Ratio2=Green Ratio3=Yellow Ratio4=Orange Ratio5=Red RatioNotD=Gray4
RatioNotC=Red RatioVal1=0.5 RatioVal2=0.7
RatioVal3=0.9 RatioVal4=1 DFillPos=Blue DFillNeg=Red DFillRPos=Green
DFillRNeg=Green

TABLE: "OVERWRITES - CONCRETE DESIGN - ACI 318-11"

Frame=1	DesignSect="Program Determined"	FrameType="Program Determined"	RLLF=0	XMLMajor=0			
XLMinor=0	XKMMajor=0	XKMinor=0	CmMajor=0	CmMinor=0	DnsMajor=0	DnsMinor=0	DsMajor=0
DsMinor=0							
Frame=2	DesignSect="Program Determined"	FrameType="Program Determined"	RLLF=0	XMLMajor=0			
XLMinor=0	XKMMajor=0	XKMinor=0	CmMajor=0	CmMinor=0	DnsMajor=0	DnsMinor=0	DsMajor=0
DsMinor=0							
Frame=3	DesignSect="Program Determined"	FrameType="Program Determined"	RLLF=0	XMLMajor=0			
XLMinor=0	XKMMajor=0	XKMinor=0	CmMajor=0	CmMinor=0	DnsMajor=0	DnsMinor=0	DsMajor=0
DsMinor=0							
Frame=4	DesignSect="Program Determined"	FrameType="Program Determined"	RLLF=0	XMLMajor=0			
XLMinor=0	XKMMajor=0	XKMinor=0	CmMajor=0	CmMinor=0	DnsMajor=0	DnsMinor=0	DsMajor=0
DsMinor=0							
Frame=5	DesignSect="Program Determined"	FrameType="Program Determined"	RLLF=0	XMLMajor=0			
XLMinor=0	XKMMajor=0	XKMinor=0	CmMajor=0	CmMinor=0	DnsMajor=0	DnsMinor=0	DsMajor=0
DsMinor=0							
Frame=6	DesignSect="Program Determined"	FrameType="Program Determined"	RLLF=0	XMLMajor=0			
XLMinor=0	XKMMajor=0	XKMinor=0	CmMajor=0	CmMinor=0	DnsMajor=0	DnsMinor=0	DsMajor=0
DsMinor=0							
Frame=7	DesignSect="Program Determined"	FrameType="Program Determined"	RLLF=0	XMLMajor=0			
XLMinor=0	XKMMajor=0	XKMinor=0	CmMajor=0	CmMinor=0	DnsMajor=0	DnsMinor=0	DsMajor=0
DsMinor=0							
Frame=8	DesignSect="Program Determined"	FrameType="Program Determined"	RLLF=0	XMLMajor=0			
XLMinor=0	XKMMajor=0	XKMinor=0	CmMajor=0	CmMinor=0	DnsMajor=0	DnsMinor=0	DsMajor=0
DsMinor=0							
Frame=9	DesignSect="Program Determined"	FrameType="Program Determined"	RLLF=0	XMLMajor=0			
XLMinor=0	XKMMajor=0	XKMinor=0	CmMajor=0	CmMinor=0	DnsMajor=0	DnsMinor=0	DsMajor=0
DsMinor=0							
Frame=10	DesignSect="Program Determined"	FrameType="Program Determined"	RLLF=0	XMLMajor=0			
XLMinor=0	XKMMajor=0	XKMinor=0	CmMajor=0	CmMinor=0	DnsMajor=0	DnsMinor=0	DsMajor=0
DsMinor=0							
Frame=11	DesignSect="Program Determined"	FrameType="Program Determined"	RLLF=0	XMLMajor=0			
XLMinor=0	XKMMajor=0	XKMinor=0	CmMajor=0	CmMinor=0	DnsMajor=0	DnsMinor=0	DsMajor=0
DsMinor=0							
Frame=12	DesignSect="Program Determined"	FrameType="Program Determined"	RLLF=0	XMLMajor=0			
XLMinor=0	XKMMajor=0	XKMinor=0	CmMajor=0	CmMinor=0	DnsMajor=0	DnsMinor=0	DsMajor=0
DsMinor=0							
Frame=13	DesignSect="Program Determined"	FrameType="Program Determined"	RLLF=0	XMLMajor=0			
XLMinor=0	XKMMajor=0	XKMinor=0	CmMajor=0	CmMinor=0	DnsMajor=0	DnsMinor=0	DsMajor=0
DsMinor=0							
Frame=14	DesignSect="Program Determined"	FrameType="Program Determined"	RLLF=0	XMLMajor=0			
XLMinor=0	XKMMajor=0	XKMinor=0	CmMajor=0	CmMinor=0	DnsMajor=0	DnsMinor=0	DsMajor=0
DsMinor=0							
Frame=15	DesignSect="Program Determined"	FrameType="Program Determined"	RLLF=0	XMLMajor=0			
XLMinor=0	XKMMajor=0	XKMinor=0	CmMajor=0	CmMinor=0	DnsMajor=0	DnsMinor=0	DsMajor=0
DsMinor=0							
Frame=16	DesignSect="Program Determined"	FrameType="Program Determined"	RLLF=0	XMLMajor=0			
XLMinor=0	XKMMajor=0	XKMinor=0	CmMajor=0	CmMinor=0	DnsMajor=0	DnsMinor=0	DsMajor=0
DsMinor=0							
Frame=17	DesignSect="Program Determined"	FrameType="Program Determined"	RLLF=0	XMLMajor=0			
XLMinor=0	XKMMajor=0	XKMinor=0	CmMajor=0	CmMinor=0	DnsMajor=0	DnsMinor=0	DsMajor=0
DsMinor=0							
Frame=18	DesignSect="Program Determined"	FrameType="Program Determined"	RLLF=0	XMLMajor=0			
XLMinor=0	XKMMajor=0	XKMinor=0	CmMajor=0	CmMinor=0	DnsMajor=0	DnsMinor=0	DsMajor=0
DsMinor=0							
Frame=19	DesignSect="Program Determined"	FrameType="Program Determined"	RLLF=0	XMLMajor=0			
XLMinor=0	XKMMajor=0	XKMinor=0	CmMajor=0	CmMinor=0	DnsMajor=0	DnsMinor=0	DsMajor=0
DsMinor=0							
Frame=20	DesignSect="Program Determined"	FrameType="Program Determined"	RLLF=0	XMLMajor=0			
XLMinor=0	XKMMajor=0	XKMinor=0	CmMajor=0	CmMinor=0	DnsMajor=0	DnsMinor=0	DsMajor=0
DsMinor=0							
Frame=21	DesignSect="Program Determined"	FrameType="Program Determined"	RLLF=0	XMLMajor=0			
XLMinor=0	XKMMajor=0	XKMinor=0	CmMajor=0	CmMinor=0	DnsMajor=0	DnsMinor=0	DsMajor=0
DsMinor=0							
Frame=22	DesignSect="Program Determined"	FrameType="Program Determined"	RLLF=0	XMLMajor=0			
XLMinor=0	XKMMajor=0	XKMinor=0	CmMajor=0	CmMinor=0	DnsMajor=0	DnsMinor=0	DsMajor=0
DsMinor=0							
Frame=23	DesignSect="Program Determined"	FrameType="Program Determined"	RLLF=0	XMLMajor=0			
XLMinor=0	XKMMajor=0	XKMinor=0	CmMajor=0	CmMinor=0	DnsMajor=0	DnsMinor=0	DsMajor=0
DsMinor=0							
Frame=24	DesignSect="Program Determined"	FrameType="Program Determined"	RLLF=0	XMLMajor=0			
XLMinor=0	XKMMajor=0	XKMinor=0	CmMajor=0	CmMinor=0	DnsMajor=0	DnsMinor=0	DsMajor=0
DsMinor=0							
Frame=25	DesignSect="Program Determined"	FrameType="Program Determined"	RLLF=0	XMLMajor=0			
XLMinor=0	XKMMajor=0	XKMinor=0	CmMajor=0	CmMinor=0	DnsMajor=0	DnsMinor=0	DsMajor=0
DsMinor=0							



**Collegamento autostradale Asti – Cuneo – Tronco II Lotto 6
 PROGETTO ESECUTIVO
 Galleria Verduno – Relazione di calcolo galleria artificiale – Lato Cherasco**

```

Frame=53  DesignSect="Program Determined"  FrameType="Program Determined"  RLLF=0  XLMajor=0
XLMInor=0  XKMajor=0  XKMinor=0  CmMajor=0  CmMinor=0  DnsMajor=0  DnsMinor=0  DsMajor=0
DsMinor=0
Frame=54  DesignSect="Program Determined"  FrameType="Program Determined"  RLLF=0  XLMajor=0
XLMInor=0  XKMajor=0  XKMinor=0  CmMajor=0  CmMinor=0  DnsMajor=0  DnsMinor=0  DsMajor=0
DsMinor=0
Frame=55  DesignSect="Program Determined"  FrameType="Program Determined"  RLLF=0  XLMajor=0
XLMInor=0  XKMajor=0  XKMinor=0  CmMajor=0  CmMinor=0  DnsMajor=0  DnsMinor=0  DsMajor=0
DsMinor=0
Frame=56  DesignSect="Program Determined"  FrameType="Program Determined"  RLLF=0  XLMajor=0
XLMInor=0  XKMajor=0  XKMinor=0  CmMajor=0  CmMinor=0  DnsMajor=0  DnsMinor=0  DsMajor=0
DsMinor=0
Frame=57  DesignSect="Program Determined"  FrameType="Program Determined"  RLLF=0  XLMajor=0
XLMInor=0  XKMajor=0  XKMinor=0  CmMajor=0  CmMinor=0  DnsMajor=0  DnsMinor=0  DsMajor=0
DsMinor=0
Frame=58  DesignSect="Program Determined"  FrameType="Program Determined"  RLLF=0  XLMajor=0
XLMInor=0  XKMajor=0  XKMinor=0  CmMajor=0  CmMinor=0  DnsMajor=0  DnsMinor=0  DsMajor=0
DsMinor=0

```

TABLE: "PREFERENCES - ALUMINUM DESIGN - AA-ASD 2000"
 THDesign=Envelopes FrameType="Moment Frame" SRatioLimit=1 MaxIter=1
 LatFact=1.33333333333333 UseLatFact=No Bridge=No

TABLE: "PREFERENCES - COLD FORMED DESIGN - AISI-ASD96"
 THDesign=Envelopes FrameType="Braced Frame" SRatioLimit=1 MaxIter=1 OmegaBS=1.67
 OmegaBUS=1.67 OmegaBLTB=1.67 OmegaVS=1.67 OmegaVNS=1.5 OmegaT=1.67 OmegaC=1.8

TABLE: "PREFERENCES - CONCRETE DESIGN - ACI 318-11"
 THDesign=Envelopes NumCurves=24 NumPoints=11 MinEccen=Yes PatLLF=0.75 UFLimit=0.95
 SeisCat=D PhiT=0.9 PhiCTied=0.65 PhiCSpiral=0.75 PhiV=0.75 PhiVSeismic=0.6 PhiVJoint=0.85

TABLE: "PREFERENCES - DIMENSIONAL"
 MergeTol=0.001 FineGrid=0.25 Nudge=0.25 SelectTol=3 SnapTol=12 SLineThick=1
 PLineThick=4 MaxFont=12 MinFont=6 AutoZoom=10 ShrinkFact=70 TextFileLen=240

TABLE: "PREFERENCES - STEEL DESIGN - AISC 360-10"
 THDesign=Envelopes FrameType=SMF PatLLF=0.75 SRatioLimit=0.95 MaxIter=1 SDc=D
 SeisCode=Yes SeisLoad=Yes ImpFactor=1 SystemRho=1 SystemSds=0.5 SystemR=8 SystemCd=5.5
 Omega0=3 Provision=LRFD
 AMethod="Direct Analysis" SOMethod="General 2nd Order" SRMethod="Tau-b Fixed"
 NLCoeff=0.002 PhiB=0.9 PhiC=0.9 PhiTY=0.9 PhiTF=0.75 PhiV=0.9 PhiVRolledI=1 PhiVT=0.9
 PlugWeld=Yes HSSWelding=ERW HSSReduceT=No
 CheckDefl=No DLRat=120 SDLAndLLRat=120 LLRat=360 TotalRat=240 NetRat=240

TABLE: "PROGRAM CONTROL"
 ProgramName=SAP2000 Version=16.1.1 CurrUnits="KN, m, C" SteelCode="AISC 360-10"
 ConcCode="ACI 318-11" AlumCode="AA-ASD 2000" ColdCode="AISI-ASD96 RegenHinge=Yes

TABLE: "PROJECT INFORMATION"
 Item="Company Name" Data=Rocksoil
 Item="Client Name"
 Item="Project Name"
 Item="Project Number"
 Item="Model Name"
 Item="Model Description"
 Item="Revision Number"
 Item="Frame Type"
 Item=Engineer
 Item=Checker
 Item=Supervisor
 Item="Issue Code"
 Item="Design Code"

TABLE: "REBAR SIZES"
 RebarID=#2 Area=0.000032258 Diameter=0.00635
 RebarID=#3 Area=7.09675996154547E-05 Diameter=0.009525
 RebarID=#4 Area=1.29032001922727E-04 Diameter=0.0127
 RebarID=#5 Area=1.99999601538181E-04 Diameter=0.015875
 RebarID=#6 Area=2.83870398461819E-04 Diameter=0.01905
 RebarID=#7 Area=3.87096015381813E-04 Diameter=0.022225
 RebarID=#8 Area=5.09676413843632E-04 Diameter=0.0254
 RebarID=#9 Area=0.00064516 Diameter=2.86512005329132E-02
 RebarID=#10 Area=8.1935318769455E-04 Diameter=3.22579995155334E-02
 RebarID=#11 Area=1.00644956308365E-03 Diameter=3.58139991521835E-02
 RebarID=#14 Area=0.00145161 Diameter=4.30021989583969E-02
 RebarID=#18 Area=0.00258064 Diameter=5.73277992248535E-02
 RebarID=10M Area=1.00000004162606E-04 Diameter=1.13000003604438E-02
 RebarID=15M Area=2.00000008325212E-04 Diameter=1.60000002402959E-02
 RebarID=20M Area=3.00000012487818E-04 Diameter=1.95000002928606E-02
 RebarID=25M Area=5.00000020813031E-04 Diameter=2.52000011414055E-02
 RebarID=30M Area=7.00000029138243E-04 Diameter=2.99000000675832E-02
 RebarID=35M Area=1.00000004162606E-03 Diameter=3.57000012990997E-02
 RebarID=45M Area=1.50000006243909E-03 Diameter=4.37000014192476E-02



Collegamento autostradale Asti – Cuneo – Tronco II Lotto 6
PROGETTO ESECUTIVO
Galleria Verduno – Relazione di calcolo galleria artificiale – Lato Cherasco

RebarID=55M	Area=2.50000010406515E-03	Diameter=0.056400002372922
RebarID=6d	Area=2.83000004150781E-05	Diameter=6.00000009011096E-03
RebarID=8d	Area=5.03000013308514E-05	Diameter=8.00000012014795E-03
RebarID=10d	Area=7.85000032676458E-05	Diameter=1.00000001501849E-02
RebarID=12d	Area=1.13000004703745E-04	Diameter=1.20000001802219E-02
RebarID=14d	Area=1.54000006410413E-04	Diameter=1.40000002102589E-02
RebarID=16d	Area=2.01000008366838E-04	Diameter=1.60000002402959E-02
RebarID=20d	Area=3.14000013070583E-04	Diameter=2.00000003003699E-02
RebarID=25d	Area=4.91000020438396E-04	Diameter=2.50000003754623E-02
RebarID=26d	Area=5.31000022103439E-04	Diameter=2.60000003904808E-02
RebarID=28d	Area=6.16000025641654E-04	Diameter=2.80000004205178E-02
RebarID=N12	Area=1.13000004703745E-04	Diameter=1.20000001802219E-02
RebarID=N16	Area=2.01000008366838E-04	Diameter=1.60000002402959E-02
RebarID=N20	Area=3.14000013070583E-04	Diameter=2.00000003003699E-02
RebarID=N24	Area=4.5200001881498E-04	Diameter=2.40000003604438E-02
RebarID=N28	Area=6.16000025641654E-04	Diameter=2.80000004205178E-02
RebarID=N32	Area=8.04000033467353E-04	Diameter=3.20000004805918E-02
RebarID=N36	Area=1.02000004245858E-03	Diameter=3.60000005406658E-02

TABLE: "SOLID PROPERTY DEFINITIONS"
SolidProp=SOLID1 Material=Rck40 MatAngleA=0 MatAngleB=0 MatAngleC=0 InComp=Yes
Color=Magenta Notes="Added 16/02/2015 18.26.50"
END TABLE DATA

12.2. CON FALDA

TABLE: "ACTIVE DEGREES OF FREEDOM"
UX=Yes UY=No UZ=Yes RX=No RY=Yes RZ=No

TABLE: "ANALYSIS OPTIONS"
Solver=Advanced SolverProc=Auto Force32Bit=No StiffCase=None GeomMod=No

TABLE: "AUTO WAVE 3 - WAVE CHARACTERISTICS - GENERAL"
WaveChar=Default WaveType="From Theory" KinFactor=1 SWaterDepth=45 WaveHeight=18
WavePeriod=12 WaveTheory=Linear

TABLE: "CASE - STATIC 1 - LOAD ASSIGNMENTS"
Case=DEAD LoadType="Load pattern" LoadName=DEAD LoadSF=1
Case=Ricoprimento LoadType="Load pattern" LoadName=Ricoprimento LoadSF=1
Case="Spinta Ka DX" LoadType="Load pattern" LoadName="Spinta Ka DX" LoadSF=1
Case="Spinta Ka SX" LoadType="Load pattern" LoadName="Spinta Ka SX" LoadSF=1
Case="Q Spinta Ka DX" LoadType="Load pattern" LoadName="Q Spinta Ka DX" LoadSF=1
Case="Q Spinta Ka SX" LoadType="Load pattern" LoadName="Q Spinta Ka SX" LoadSF=1
Case="Spinta K0 DX" LoadType="Load pattern" LoadName="Spinta K0 DX" LoadSF=1
Case="Spinta K0 SX" LoadType="Load pattern" LoadName="Spinta K0 SX" LoadSF=1
Case="Q Spinta K0 DX" LoadType="Load pattern" LoadName="Q Spinta K0 DX" LoadSF=1
Case="Q Spinta K0 SX" LoadType="Load pattern" LoadName="Q Spinta K0 SX" LoadSF=1
Case=Q LoadType="Load pattern" LoadName=Q LoadSF=1
Case="WOOD SX SLV" LoadType="Load pattern" LoadName="WOOD SX SLV" LoadSF=1
Case="WOOD SX SLD" LoadType="Load pattern" LoadName="WOOD SX SLD" LoadSF=1
Case="Inerzia +X SLV" LoadType="Load pattern" LoadName="Inerzia +X SLV" LoadSF=1
Case="Inerzia +Z SLV" LoadType="Load pattern" LoadName="Inerzia +Z SLV" LoadSF=1
Case="Inerzia +X SLD" LoadType="Load pattern" LoadName="Inerzia +X SLD" LoadSF=1
Case="Inerzia +Z SLD" LoadType="Load pattern" LoadName="Inerzia +Z SLD" LoadSF=1
Case=Falda LoadType="Load pattern" LoadName=Falda LoadSF=1
Case=SLU-1 LoadType="Load pattern" LoadName=DEAD LoadSF=1.3
Case=SLU-1 LoadType="Load pattern" LoadName=Falda LoadSF=1.3
Case=SLU-1 LoadType="Load pattern" LoadName="Spinta Ka DX" LoadSF=1.3
Case=SLU-1 LoadType="Load pattern" LoadName="Spinta Ka SX" LoadSF=1.3
Case=SLU-1 LoadType="Load pattern" LoadName=Ricoprimento LoadSF=1.3
Case=SLU-1 LoadType="Load pattern" LoadName=Q LoadSF=0
Case=SLU-1 LoadType="Load pattern" LoadName="Q Spinta Ka DX" LoadSF=0
Case=SLU-1 LoadType="Load pattern" LoadName="Q Spinta Ka SX" LoadSF=0
Case=SLU-2 LoadType="Load pattern" LoadName=DEAD LoadSF=1.3
Case=SLU-2 LoadType="Load pattern" LoadName=Falda LoadSF=1.3
Case=SLU-2 LoadType="Load pattern" LoadName="Spinta Ka DX" LoadSF=1.3
Case=SLU-2 LoadType="Load pattern" LoadName="Spinta Ka SX" LoadSF=1.3
Case=SLU-2 LoadType="Load pattern" LoadName=Ricoprimento LoadSF=1.3
Case=SLU-2 LoadType="Load pattern" LoadName=Q LoadSF=1.5
Case=SLU-2 LoadType="Load pattern" LoadName="Q Spinta Ka DX" LoadSF=1.5
Case=SLU-2 LoadType="Load pattern" LoadName="Q Spinta Ka SX" LoadSF=1.5
Case=SLU-3 LoadType="Load pattern" LoadName=DEAD LoadSF=1.3
Case=SLU-3 LoadType="Load pattern" LoadName=Falda LoadSF=1.3
Case=SLU-3 LoadType="Load pattern" LoadName="Spinta Ka DX" LoadSF=1.3
Case=SLU-3 LoadType="Load pattern" LoadName="Spinta Ka SX" LoadSF=1.3
Case=SLU-3 LoadType="Load pattern" LoadName=Ricoprimento LoadSF=1.3



**Collegamento autostradale Asti – Cuneo – Tronco Il Lotto 6
PROGETTO ESECUTIVO
Galleria Verduno – Relazione di calcolo galleria artificiale – Lato Cherasco**

Case=FREQ-6	LoadType="Load pattern"	LoadName="Q Spinta Ka DX"	LoadSF=0.75
Case=FREQ-6	LoadType="Load pattern"	LoadName="Q Spinta Ka SX"	LoadSF=0
Case=FREQ-7	LoadType="Load pattern"	LoadName=DEAD	LoadSF=1
Case=FREQ-7	LoadType="Load pattern"	LoadName=Falda	LoadSF=1
Case=FREQ-7	LoadType="Load pattern"	LoadName="Spinta Ka DX"	LoadSF=1
Case=FREQ-7	LoadType="Load pattern"	LoadName="Spinta Ka SX"	LoadSF=1
Case=FREQ-7	LoadType="Load pattern"	LoadName=Ricoprimento	LoadSF=1
Case=FREQ-7	LoadType="Load pattern"	LoadName=Q	LoadSF=0
Case=FREQ-7	LoadType="Load pattern"	LoadName="Q Spinta Ka DX"	LoadSF=0
Case=FREQ-7	LoadType="Load pattern"	LoadName="Q Spinta Ka SX"	LoadSF=0.75
Case=FREQ-8	LoadType="Load pattern"	LoadName=DEAD	LoadSF=1
Case=FREQ-8	LoadType="Load pattern"	LoadName=Falda	LoadSF=1
Case=FREQ-8	LoadType="Load pattern"	LoadName="Spinta K0 DX"	LoadSF=1
Case=FREQ-8	LoadType="Load pattern"	LoadName="Spinta K0 SX"	LoadSF=1
Case=FREQ-8	LoadType="Load pattern"	LoadName=Ricoprimento	LoadSF=1
Case=FREQ-8	LoadType="Load pattern"	LoadName=Q	LoadSF=0
Case=FREQ-8	LoadType="Load pattern"	LoadName="Q Spinta K0 DX"	LoadSF=0
Case=FREQ-8	LoadType="Load pattern"	LoadName="Q Spinta K0 SX"	LoadSF=0
Case=FREQ-9	LoadType="Load pattern"	LoadName=DEAD	LoadSF=1
Case=FREQ-9	LoadType="Load pattern"	LoadName=Falda	LoadSF=1
Case=FREQ-9	LoadType="Load pattern"	LoadName="Spinta K0 DX"	LoadSF=1
Case=FREQ-9	LoadType="Load pattern"	LoadName="Spinta K0 SX"	LoadSF=1
Case=FREQ-9	LoadType="Load pattern"	LoadName=Ricoprimento	LoadSF=1
Case=FREQ-9	LoadType="Load pattern"	LoadName=Q	LoadSF=0.75
Case=FREQ-9	LoadType="Load pattern"	LoadName="Q Spinta K0 DX"	LoadSF=0.75
Case=FREQ-9	LoadType="Load pattern"	LoadName="Q Spinta K0 SX"	LoadSF=0.75
Case=FREQ-10	LoadType="Load pattern"	LoadName=DEAD	LoadSF=1
Case=FREQ-10	LoadType="Load pattern"	LoadName=Falda	LoadSF=1
Case=FREQ-10	LoadType="Load pattern"	LoadName="Spinta K0 DX"	LoadSF=1
Case=FREQ-10	LoadType="Load pattern"	LoadName="Spinta K0 SX"	LoadSF=1
Case=FREQ-10	LoadType="Load pattern"	LoadName=Ricoprimento	LoadSF=1
Case=FREQ-10	LoadType="Load pattern"	LoadName=Q	LoadSF=0.75
Case=FREQ-10	LoadType="Load pattern"	LoadName="Q Spinta K0 DX"	LoadSF=0.75
Case=FREQ-10	LoadType="Load pattern"	LoadName="Q Spinta K0 SX"	LoadSF=0
Case=FREQ-11	LoadType="Load pattern"	LoadName=DEAD	LoadSF=1
Case=FREQ-11	LoadType="Load pattern"	LoadName=Falda	LoadSF=1
Case=FREQ-11	LoadType="Load pattern"	LoadName="Spinta K0 DX"	LoadSF=1
Case=FREQ-11	LoadType="Load pattern"	LoadName="Spinta K0 SX"	LoadSF=1
Case=FREQ-11	LoadType="Load pattern"	LoadName=Ricoprimento	LoadSF=1
Case=FREQ-11	LoadType="Load pattern"	LoadName=Q	LoadSF=0.75
Case=FREQ-11	LoadType="Load pattern"	LoadName="Q Spinta K0 DX"	LoadSF=0
Case=FREQ-11	LoadType="Load pattern"	LoadName="Q Spinta K0 SX"	LoadSF=0.75
Case=FREQ-12	LoadType="Load pattern"	LoadName=DEAD	LoadSF=1
Case=FREQ-12	LoadType="Load pattern"	LoadName=Falda	LoadSF=1
Case=FREQ-12	LoadType="Load pattern"	LoadName="Spinta K0 DX"	LoadSF=1
Case=FREQ-12	LoadType="Load pattern"	LoadName="Spinta K0 SX"	LoadSF=1
Case=FREQ-12	LoadType="Load pattern"	LoadName=Ricoprimento	LoadSF=1
Case=FREQ-12	LoadType="Load pattern"	LoadName=Q	LoadSF=0.75
Case=FREQ-12	LoadType="Load pattern"	LoadName="Q Spinta K0 DX"	LoadSF=0
Case=FREQ-12	LoadType="Load pattern"	LoadName="Q Spinta K0 SX"	LoadSF=0
Case=FREQ-13	LoadType="Load pattern"	LoadName=DEAD	LoadSF=1
Case=FREQ-13	LoadType="Load pattern"	LoadName=Falda	LoadSF=1
Case=FREQ-13	LoadType="Load pattern"	LoadName="Spinta K0 DX"	LoadSF=1
Case=FREQ-13	LoadType="Load pattern"	LoadName="Spinta K0 SX"	LoadSF=1
Case=FREQ-13	LoadType="Load pattern"	LoadName=Ricoprimento	LoadSF=1
Case=FREQ-13	LoadType="Load pattern"	LoadName=Q	LoadSF=0
Case=FREQ-13	LoadType="Load pattern"	LoadName="Q Spinta K0 DX"	LoadSF=0.75
Case=FREQ-13	LoadType="Load pattern"	LoadName="Q Spinta K0 SX"	LoadSF=0
Case=FREQ-14	LoadType="Load pattern"	LoadName=DEAD	LoadSF=1
Case=FREQ-14	LoadType="Load pattern"	LoadName=Falda	LoadSF=1
Case=FREQ-14	LoadType="Load pattern"	LoadName="Spinta K0 DX"	LoadSF=1
Case=FREQ-14	LoadType="Load pattern"	LoadName="Spinta K0 SX"	LoadSF=1
Case=FREQ-14	LoadType="Load pattern"	LoadName=Ricoprimento	LoadSF=1
Case=FREQ-14	LoadType="Load pattern"	LoadName=Q	LoadSF=0
Case=FREQ-14	LoadType="Load pattern"	LoadName="Q Spinta K0 DX"	LoadSF=0
Case=FREQ-14	LoadType="Load pattern"	LoadName="Q Spinta K0 SX"	LoadSF=0.75
Case=QP-1	LoadType="Load pattern"	LoadName=DEAD	LoadSF=1
Case=QP-1	LoadType="Load pattern"	LoadName=Falda	LoadSF=1
Case=QP-1	LoadType="Load pattern"	LoadName="Spinta Ka DX"	LoadSF=1
Case=QP-1	LoadType="Load pattern"	LoadName="Spinta Ka SX"	LoadSF=1
Case=QP-1	LoadType="Load pattern"	LoadName=Ricoprimento	LoadSF=1
Case=QP-2	LoadType="Load pattern"	LoadName=DEAD	LoadSF=1
Case=QP-2	LoadType="Load pattern"	LoadName=Falda	LoadSF=1
Case=QP-2	LoadType="Load pattern"	LoadName="Spinta K0 DX"	LoadSF=1
Case=QP-2	LoadType="Load pattern"	LoadName="Spinta K0 SX"	LoadSF=1
Case=QP-2	LoadType="Load pattern"	LoadName=Ricoprimento	LoadSF=1
Case="SISMA SLV-1"	LoadType="Load pattern"	LoadName=DEAD	LoadSF=1
Case="SISMA SLV-1"	LoadType="Load pattern"	LoadName=Falda	LoadSF=1
Case="SISMA SLV-1"	LoadType="Load pattern"	LoadName="Spinta Ka DX"	LoadSF=1
Case="SISMA SLV-1"	LoadType="Load pattern"	LoadName="Spinta Ka SX"	LoadSF=1
Case="SISMA SLV-1"	LoadType="Load pattern"	LoadName=Ricoprimento	LoadSF=1
Case="SISMA SLV-1"	LoadType="Load pattern"	LoadName="WOOD SX SLV"	LoadSF=1
Case="SISMA SLV-1"	LoadType="Load pattern"	LoadName="Inerzia +X SLV"	LoadSF=1



Collegamento autostradale Asti – Cuneo – Tronco Il Lotto 6
PROGETTO ESECUTIVO
Galleria Verduno – Relazione di calcolo galleria artificiale – Lato Cherasco

Case="SISMA SLV-1"	LoadType="Load pattern"	LoadName="Inerzia +Z SLV"	LoadSF=1
Case="SISMA SLV-2"	LoadType="Load pattern"	LoadName=DEAD	LoadSF=1
Case="SISMA SLV-2"	LoadType="Load pattern"	LoadName=Falda	LoadSF=1
Case="SISMA SLV-2"	LoadType="Load pattern"	LoadName="Spinta Ka DX"	LoadSF=1
Case="SISMA SLV-2"	LoadType="Load pattern"	LoadName="Spinta Ka SX"	LoadSF=1
Case="SISMA SLV-2"	LoadType="Load pattern"	LoadName=Ricoprimento	LoadSF=1
Case="SISMA SLV-2"	LoadType="Load pattern"	LoadName="WOOD SX SLV"	LoadSF=1
Case="SISMA SLV-2"	LoadType="Load pattern"	LoadName="Inerzia +X SLV"	LoadSF=1
Case="SISMA SLV-2"	LoadType="Load pattern"	LoadName="Inerzia +Z SLV"	LoadSF=-1
Case="SISMA SLV-3"	LoadType="Load pattern"	LoadName=DEAD	LoadSF=1
Case="SISMA SLV-3"	LoadType="Load pattern"	LoadName=Falda	LoadSF=1
Case="SISMA SLV-3"	LoadType="Load pattern"	LoadName="Spinta K0 DX"	LoadSF=1
Case="SISMA SLV-3"	LoadType="Load pattern"	LoadName="Spinta K0 SX"	LoadSF=1
Case="SISMA SLV-3"	LoadType="Load pattern"	LoadName=Ricoprimento	LoadSF=1
Case="SISMA SLV-3"	LoadType="Load pattern"	LoadName="WOOD SX SLV"	LoadSF=1
Case="SISMA SLV-3"	LoadType="Load pattern"	LoadName="Inerzia +X SLV"	LoadSF=1
Case="SISMA SLV-3"	LoadType="Load pattern"	LoadName="Inerzia +Z SLV"	LoadSF=1
Case="SISMA SLV-4"	LoadType="Load pattern"	LoadName=DEAD	LoadSF=1
Case="SISMA SLV-4"	LoadType="Load pattern"	LoadName=Falda	LoadSF=1
Case="SISMA SLV-4"	LoadType="Load pattern"	LoadName="Spinta K0 DX"	LoadSF=1
Case="SISMA SLV-4"	LoadType="Load pattern"	LoadName="Spinta K0 SX"	LoadSF=1
Case="SISMA SLV-4"	LoadType="Load pattern"	LoadName=Ricoprimento	LoadSF=1
Case="SISMA SLV-4"	LoadType="Load pattern"	LoadName="WOOD SX SLV"	LoadSF=1
Case="SISMA SLV-4"	LoadType="Load pattern"	LoadName="Inerzia +X SLV"	LoadSF=1
Case="SISMA SLV-4"	LoadType="Load pattern"	LoadName="Inerzia +Z SLV"	LoadSF=-1
Case="SISMA SLD-1"	LoadType="Load pattern"	LoadName=DEAD	LoadSF=1
Case="SISMA SLD-1"	LoadType="Load pattern"	LoadName=Falda	LoadSF=1
Case="SISMA SLD-1"	LoadType="Load pattern"	LoadName="Spinta Ka DX"	LoadSF=1
Case="SISMA SLD-1"	LoadType="Load pattern"	LoadName="Spinta Ka SX"	LoadSF=1
Case="SISMA SLD-1"	LoadType="Load pattern"	LoadName=Ricoprimento	LoadSF=1
Case="SISMA SLD-1"	LoadType="Load pattern"	LoadName="WOOD SX SLD"	LoadSF=1
Case="SISMA SLD-1"	LoadType="Load pattern"	LoadName="Inerzia +X SLD"	LoadSF=1
Case="SISMA SLD-1"	LoadType="Load pattern"	LoadName="Inerzia +Z SLD"	LoadSF=1
Case="SISMA SLD-2"	LoadType="Load pattern"	LoadName=DEAD	LoadSF=1
Case="SISMA SLD-2"	LoadType="Load pattern"	LoadName=Falda	LoadSF=1
Case="SISMA SLD-2"	LoadType="Load pattern"	LoadName="Spinta Ka DX"	LoadSF=1
Case="SISMA SLD-2"	LoadType="Load pattern"	LoadName="Spinta Ka SX"	LoadSF=1
Case="SISMA SLD-2"	LoadType="Load pattern"	LoadName=Ricoprimento	LoadSF=1
Case="SISMA SLD-2"	LoadType="Load pattern"	LoadName="WOOD SX SLD"	LoadSF=1
Case="SISMA SLD-2"	LoadType="Load pattern"	LoadName="Inerzia +X SLD"	LoadSF=1
Case="SISMA SLD-2"	LoadType="Load pattern"	LoadName="Inerzia +Z SLD"	LoadSF=-1
Case="SISMA SLD-3"	LoadType="Load pattern"	LoadName=DEAD	LoadSF=1
Case="SISMA SLD-3"	LoadType="Load pattern"	LoadName=Falda	LoadSF=1
Case="SISMA SLD-3"	LoadType="Load pattern"	LoadName="Spinta K0 DX"	LoadSF=1
Case="SISMA SLD-3"	LoadType="Load pattern"	LoadName="Spinta K0 SX"	LoadSF=1
Case="SISMA SLD-3"	LoadType="Load pattern"	LoadName=Ricoprimento	LoadSF=1
Case="SISMA SLD-3"	LoadType="Load pattern"	LoadName="WOOD SX SLD"	LoadSF=1
Case="SISMA SLD-3"	LoadType="Load pattern"	LoadName="Inerzia +X SLD"	LoadSF=1
Case="SISMA SLD-3"	LoadType="Load pattern"	LoadName="Inerzia +Z SLD"	LoadSF=1
Case="SISMA SLD-4"	LoadType="Load pattern"	LoadName=DEAD	LoadSF=1
Case="SISMA SLD-4"	LoadType="Load pattern"	LoadName=Falda	LoadSF=1
Case="SISMA SLD-4"	LoadType="Load pattern"	LoadName="Spinta K0 DX"	LoadSF=1
Case="SISMA SLD-4"	LoadType="Load pattern"	LoadName="Spinta K0 SX"	LoadSF=1
Case="SISMA SLD-4"	LoadType="Load pattern"	LoadName=Ricoprimento	LoadSF=1
Case="SISMA SLD-4"	LoadType="Load pattern"	LoadName="WOOD SX SLD"	LoadSF=1
Case="SISMA SLD-4"	LoadType="Load pattern"	LoadName="Inerzia +X SLD"	LoadSF=1
Case="SISMA SLD-4"	LoadType="Load pattern"	LoadName="Inerzia +Z SLD"	LoadSF=-1

TABLE: "CASE - STATIC 2 - NONLINEAR LOAD APPLICATION"

Case=DEAD	LoadApp="Full Load"	MonitorDOF=U1	MonitorJt=17
Case=Ricoprimento	LoadApp="Full Load"	MonitorDOF=U1	MonitorJt=17
Case="Spinta Ka DX"	LoadApp="Full Load"	MonitorDOF=U1	MonitorJt=17
Case="Spinta Ka SX"	LoadApp="Full Load"	MonitorDOF=U1	MonitorJt=17
Case="Q Spinta Ka DX"	LoadApp="Full Load"	MonitorDOF=U1	MonitorJt=17
Case="Q Spinta Ka SX"	LoadApp="Full Load"	MonitorDOF=U1	MonitorJt=17
Case="Spinta K0 DX"	LoadApp="Full Load"	MonitorDOF=U1	MonitorJt=17
Case="Spinta K0 SX"	LoadApp="Full Load"	MonitorDOF=U1	MonitorJt=17
Case="Q Spinta K0 DX"	LoadApp="Full Load"	MonitorDOF=U1	MonitorJt=17
Case="Q Spinta K0 SX"	LoadApp="Full Load"	MonitorDOF=U1	MonitorJt=17
Case=Q	LoadApp="Full Load"	MonitorDOF=U1	MonitorJt=17
Case="WOOD SX SLV"	LoadApp="Full Load"	MonitorDOF=U1	MonitorJt=17
Case="WOOD SX SLD"	LoadApp="Full Load"	MonitorDOF=U1	MonitorJt=17
Case="Inerzia +X SLV"	LoadApp="Full Load"	MonitorDOF=U1	MonitorJt=17
Case="Inerzia +Z SLV"	LoadApp="Full Load"	MonitorDOF=U1	MonitorJt=17
Case="Inerzia +X SLD"	LoadApp="Full Load"	MonitorDOF=U1	MonitorJt=17
Case="Inerzia +Z SLD"	LoadApp="Full Load"	MonitorDOF=U1	MonitorJt=17
Case=Falda	LoadApp="Full Load"	MonitorDOF=U1	MonitorJt=17
Case=SLU-1	LoadApp="Full Load"	MonitorDOF=U1	MonitorJt=17
Case=SLU-2	LoadApp="Full Load"	MonitorDOF=U1	MonitorJt=17
Case=SLU-3	LoadApp="Full Load"	MonitorDOF=U1	MonitorJt=17
Case=SLU-4	LoadApp="Full Load"	MonitorDOF=U1	MonitorJt=17
Case=SLU-5	LoadApp="Full Load"	MonitorDOF=U1	MonitorJt=17
Case=SLU-6	LoadApp="Full Load"	MonitorDOF=U1	MonitorJt=17



Collegamento autostradale Asti – Cuneo – Tronco II Lotto 6
PROGETTO ESECUTIVO
Galleria Verduno – Relazione di calcolo galleria artificiale – Lato Cherasco

Case=SLU-7	LoadApp="Full Load"	MonitorDOF=U1	MonitorJt=17
Case=SLU-8	LoadApp="Full Load"	MonitorDOF=U1	MonitorJt=17
Case=SLU-9	LoadApp="Full Load"	MonitorDOF=U1	MonitorJt=17
Case=SLU-10	LoadApp="Full Load"	MonitorDOF=U1	MonitorJt=17
Case=SLU-11	LoadApp="Full Load"	MonitorDOF=U1	MonitorJt=17
Case=SLU-12	LoadApp="Full Load"	MonitorDOF=U1	MonitorJt=17
Case=SLU-13	LoadApp="Full Load"	MonitorDOF=U1	MonitorJt=17
Case=SLU-14	LoadApp="Full Load"	MonitorDOF=U1	MonitorJt=17
Case=RARA-1	LoadApp="Full Load"	MonitorDOF=U1	MonitorJt=17
Case=RARA-2	LoadApp="Full Load"	MonitorDOF=U1	MonitorJt=17
Case=RARA-3	LoadApp="Full Load"	MonitorDOF=U1	MonitorJt=17
Case=RARA-4	LoadApp="Full Load"	MonitorDOF=U1	MonitorJt=17
Case=RARA-5	LoadApp="Full Load"	MonitorDOF=U1	MonitorJt=17
Case=RARA-6	LoadApp="Full Load"	MonitorDOF=U1	MonitorJt=17
Case=RARA-7	LoadApp="Full Load"	MonitorDOF=U1	MonitorJt=17
Case=RARA-8	LoadApp="Full Load"	MonitorDOF=U1	MonitorJt=17
Case=RARA-9	LoadApp="Full Load"	MonitorDOF=U1	MonitorJt=17
Case=RARA-10	LoadApp="Full Load"	MonitorDOF=U1	MonitorJt=17
Case=RARA-11	LoadApp="Full Load"	MonitorDOF=U1	MonitorJt=17
Case=RARA-12	LoadApp="Full Load"	MonitorDOF=U1	MonitorJt=17
Case=RARA-13	LoadApp="Full Load"	MonitorDOF=U1	MonitorJt=17
Case=RARA-14	LoadApp="Full Load"	MonitorDOF=U1	MonitorJt=17
Case=FREQ-1	LoadApp="Full Load"	MonitorDOF=U1	MonitorJt=17
Case=FREQ-2	LoadApp="Full Load"	MonitorDOF=U1	MonitorJt=17
Case=FREQ-3	LoadApp="Full Load"	MonitorDOF=U1	MonitorJt=17
Case=FREQ-4	LoadApp="Full Load"	MonitorDOF=U1	MonitorJt=17
Case=FREQ-5	LoadApp="Full Load"	MonitorDOF=U1	MonitorJt=17
Case=FREQ-6	LoadApp="Full Load"	MonitorDOF=U1	MonitorJt=17
Case=FREQ-7	LoadApp="Full Load"	MonitorDOF=U1	MonitorJt=17
Case=FREQ-8	LoadApp="Full Load"	MonitorDOF=U1	MonitorJt=17
Case=FREQ-9	LoadApp="Full Load"	MonitorDOF=U1	MonitorJt=17
Case=FREQ-10	LoadApp="Full Load"	MonitorDOF=U1	MonitorJt=17
Case=FREQ-11	LoadApp="Full Load"	MonitorDOF=U1	MonitorJt=17
Case=FREQ-12	LoadApp="Full Load"	MonitorDOF=U1	MonitorJt=17
Case=FREQ-13	LoadApp="Full Load"	MonitorDOF=U1	MonitorJt=17
Case=FREQ-14	LoadApp="Full Load"	MonitorDOF=U1	MonitorJt=17
Case=QP-1	LoadApp="Full Load"	MonitorDOF=U1	MonitorJt=17
Case=QP-2	LoadApp="Full Load"	MonitorDOF=U1	MonitorJt=17
Case="SISMA SLV-1"	LoadApp="Full Load"	MonitorDOF=U1	MonitorJt=17
Case="SISMA SLV-2"	LoadApp="Full Load"	MonitorDOF=U1	MonitorJt=17
Case="SISMA SLV-3"	LoadApp="Full Load"	MonitorDOF=U1	MonitorJt=17
Case="SISMA SLV-4"	LoadApp="Full Load"	MonitorDOF=U1	MonitorJt=17
Case="SISMA SLD-1"	LoadApp="Full Load"	MonitorDOF=U1	MonitorJt=17
Case="SISMA SLD-2"	LoadApp="Full Load"	MonitorDOF=U1	MonitorJt=17
Case="SISMA SLD-3"	LoadApp="Full Load"	MonitorDOF=U1	MonitorJt=17
Case="SISMA SLD-4"	LoadApp="Full Load"	MonitorDOF=U1	MonitorJt=17

TABLE: "CASE - STATIC 4 - NONLINEAR PARAMETERS"

Case=DEAD	Unloading="Unload Entire"	GeoNonLin=None	ResultsSave="Final State"	MaxTotal=200	
MaxNull=50	MaxIterCS=10	MaxIterNR=40	ItConvTol=0.0001	UseEvStep=Yes	EvLumpTol=0.01
LSPerIter=20	LSTol=0.1				
LSStepFact=1.618	FrameTC=Yes	FrameHinge=Yes	CableTC=Yes	LinkTC=Yes	LinkOther=Yes
TFMaxIter=10	TFTol=0.01	TFAccelFact=1	TFNoStop=No		
Case=Ricoprimento	Unloading="Unload Entire"	GeoNonLin=None	ResultsSave="Final State"	MaxTotal=200	
MaxNull=50	MaxIterCS=10	MaxIterNR=40	ItConvTol=0.0001	UseEvStep=Yes	EvLumpTol=0.01
LSPerIter=20	LSTol=0.1				
LSStepFact=1.618	FrameTC=Yes	FrameHinge=Yes	CableTC=Yes	LinkTC=Yes	LinkOther=Yes
TFMaxIter=10	TFTol=0.01	TFAccelFact=1	TFNoStop=No		
Case="Spinta Ka DX"	Unloading="Unload Entire"	GeoNonLin=None	ResultsSave="Final State"	MaxTotal=200	
MaxNull=50	MaxIterCS=10	MaxIterNR=40	ItConvTol=0.0001	UseEvStep=Yes	EvLumpTol=0.01
LSPerIter=20	LSTol=0.1				
LSStepFact=1.618	FrameTC=Yes	FrameHinge=Yes	CableTC=Yes	LinkTC=Yes	LinkOther=Yes
TFMaxIter=10	TFTol=0.01	TFAccelFact=1	TFNoStop=No		
Case="Spinta Ka SX"	Unloading="Unload Entire"	GeoNonLin=None	ResultsSave="Final State"	MaxTotal=200	
MaxNull=50	MaxIterCS=10	MaxIterNR=40	ItConvTol=0.0001	UseEvStep=Yes	EvLumpTol=0.01
LSPerIter=20	LSTol=0.1				
LSStepFact=1.618	FrameTC=Yes	FrameHinge=Yes	CableTC=Yes	LinkTC=Yes	LinkOther=Yes
TFMaxIter=10	TFTol=0.01	TFAccelFact=1	TFNoStop=No		
Case="Q Spinta Ka DX"	Unloading="Unload Entire"	GeoNonLin=None	ResultsSave="Final State"	MaxTotal=200	
MaxNull=50	MaxIterCS=10	MaxIterNR=40	ItConvTol=0.0001	UseEvStep=Yes	EvLumpTol=0.01
LSPerIter=20	LSTol=0.1				
LSStepFact=1.618	FrameTC=Yes	FrameHinge=Yes	CableTC=Yes	LinkTC=Yes	LinkOther=Yes
TFMaxIter=10	TFTol=0.01	TFAccelFact=1	TFNoStop=No		
Case="Q Spinta Ka SX"	Unloading="Unload Entire"	GeoNonLin=None	ResultsSave="Final State"	MaxTotal=200	
MaxNull=50	MaxIterCS=10	MaxIterNR=40	ItConvTol=0.0001	UseEvStep=Yes	EvLumpTol=0.01
LSPerIter=20	LSTol=0.1				
LSStepFact=1.618	FrameTC=Yes	FrameHinge=Yes	CableTC=Yes	LinkTC=Yes	LinkOther=Yes
TFMaxIter=10	TFTol=0.01	TFAccelFact=1	TFNoStop=No		
Case="Spinta K0 DX"	Unloading="Unload Entire"	GeoNonLin=None	ResultsSave="Final State"	MaxTotal=200	
MaxNull=50	MaxIterCS=10	MaxIterNR=40	ItConvTol=0.0001	UseEvStep=Yes	EvLumpTol=0.01
LSPerIter=20	LSTol=0.1				
LSStepFact=1.618	FrameTC=Yes	FrameHinge=Yes	CableTC=Yes	LinkTC=Yes	LinkOther=Yes
TFMaxIter=10	TFTol=0.01	TFAccelFact=1	TFNoStop=No		



**Collegamento autostradale Asti – Cuneo – Tronco II Lotto 6
 PROGETTO ESECUTIVO
 Galleria Verduno – Relazione di calcolo galleria artificiale – Lato Cherasco**

```

LSStepFact=1.618   FrameTC=Yes   FrameHinge=Yes   CableTC=Yes   LinkTC=Yes   LinkOther=Yes
TFMaxIter=10   TFTol=0.01   TFAccelFact=1   TFNoStop=No
Case=FREQ-12   Unloading="Unload Entire"   GeoNonLin=None   ResultsSave="Final State"
MaxTotal=200   MaxNull=50   MaxIterCS=10   MaxIterNR=40   ItConvTol=0.0001   UseEvStep=Yes
EvLumpTol=0.01   LSPerIter=20   LSTol=0.1
LSStepFact=1.618   FrameTC=Yes   FrameHinge=Yes   CableTC=Yes   LinkTC=Yes   LinkOther=Yes
TFMaxIter=10   TFTol=0.01   TFAccelFact=1   TFNoStop=No
Case=FREQ-13   Unloading="Unload Entire"   GeoNonLin=None   ResultsSave="Final State"
MaxTotal=200   MaxNull=50   MaxIterCS=10   MaxIterNR=40   ItConvTol=0.0001   UseEvStep=Yes
EvLumpTol=0.01   LSPerIter=20   LSTol=0.1
LSStepFact=1.618   FrameTC=Yes   FrameHinge=Yes   CableTC=Yes   LinkTC=Yes   LinkOther=Yes
TFMaxIter=10   TFTol=0.01   TFAccelFact=1   TFNoStop=No
Case=FREQ-14   Unloading="Unload Entire"   GeoNonLin=None   ResultsSave="Final State"
MaxTotal=200   MaxNull=50   MaxIterCS=10   MaxIterNR=40   ItConvTol=0.0001   UseEvStep=Yes
EvLumpTol=0.01   LSPerIter=20   LSTol=0.1
LSStepFact=1.618   FrameTC=Yes   FrameHinge=Yes   CableTC=Yes   LinkTC=Yes   LinkOther=Yes
TFMaxIter=10   TFTol=0.01   TFAccelFact=1   TFNoStop=No
Case=QP-1   Unloading="Unload Entire"   GeoNonLin=None   ResultsSave="Final State"   MaxTotal=200
MaxNull=50   MaxIterCS=10   MaxIterNR=40   ItConvTol=0.0001   UseEvStep=Yes   EvLumpTol=0.01
LSPerIter=20   LSTol=0.1
LSStepFact=1.618   FrameTC=Yes   FrameHinge=Yes   CableTC=Yes   LinkTC=Yes   LinkOther=Yes
TFMaxIter=10   TFTol=0.01   TFAccelFact=1   TFNoStop=No
Case=QP-2   Unloading="Unload Entire"   GeoNonLin=None   ResultsSave="Final State"   MaxTotal=200
MaxNull=50   MaxIterCS=10   MaxIterNR=40   ItConvTol=0.0001   UseEvStep=Yes   EvLumpTol=0.01
LSPerIter=20   LSTol=0.1
LSStepFact=1.618   FrameTC=Yes   FrameHinge=Yes   CableTC=Yes   LinkTC=Yes   LinkOther=Yes
TFMaxIter=10   TFTol=0.01   TFAccelFact=1   TFNoStop=No
Case="SISMA SLV-1"   Unloading="Unload Entire"   GeoNonLin=None   ResultsSave="Final State"
MaxTotal=200   MaxNull=50   MaxIterCS=10   MaxIterNR=40   ItConvTol=0.0001   UseEvStep=Yes
EvLumpTol=0.01   LSPerIter=20   LSTol=0.1
LSStepFact=1.618   FrameTC=Yes   FrameHinge=Yes   CableTC=Yes   LinkTC=Yes   LinkOther=Yes
TFMaxIter=10   TFTol=0.01   TFAccelFact=1   TFNoStop=No
Case="SISMA SLV-2"   Unloading="Unload Entire"   GeoNonLin=None   ResultsSave="Final State"
MaxTotal=200   MaxNull=50   MaxIterCS=10   MaxIterNR=40   ItConvTol=0.0001   UseEvStep=Yes
EvLumpTol=0.01   LSPerIter=20   LSTol=0.1
LSStepFact=1.618   FrameTC=Yes   FrameHinge=Yes   CableTC=Yes   LinkTC=Yes   LinkOther=Yes
TFMaxIter=10   TFTol=0.01   TFAccelFact=1   TFNoStop=No
Case="SISMA SLV-3"   Unloading="Unload Entire"   GeoNonLin=None   ResultsSave="Final State"
MaxTotal=200   MaxNull=50   MaxIterCS=10   MaxIterNR=40   ItConvTol=0.0001   UseEvStep=Yes
EvLumpTol=0.01   LSPerIter=20   LSTol=0.1
LSStepFact=1.618   FrameTC=Yes   FrameHinge=Yes   CableTC=Yes   LinkTC=Yes   LinkOther=Yes
TFMaxIter=10   TFTol=0.01   TFAccelFact=1   TFNoStop=No
Case="SISMA SLV-4"   Unloading="Unload Entire"   GeoNonLin=None   ResultsSave="Final State"
MaxTotal=200   MaxNull=50   MaxIterCS=10   MaxIterNR=40   ItConvTol=0.0001   UseEvStep=Yes
EvLumpTol=0.01   LSPerIter=20   LSTol=0.1
LSStepFact=1.618   FrameTC=Yes   FrameHinge=Yes   CableTC=Yes   LinkTC=Yes   LinkOther=Yes
TFMaxIter=10   TFTol=0.01   TFAccelFact=1   TFNoStop=No
Case="SISMA SLD-1"   Unloading="Unload Entire"   GeoNonLin=None   ResultsSave="Final State"
MaxTotal=200   MaxNull=50   MaxIterCS=10   MaxIterNR=40   ItConvTol=0.0001   UseEvStep=Yes
EvLumpTol=0.01   LSPerIter=20   LSTol=0.1
LSStepFact=1.618   FrameTC=Yes   FrameHinge=Yes   CableTC=Yes   LinkTC=Yes   LinkOther=Yes
TFMaxIter=10   TFTol=0.01   TFAccelFact=1   TFNoStop=No
Case="SISMA SLD-2"   Unloading="Unload Entire"   GeoNonLin=None   ResultsSave="Final State"
MaxTotal=200   MaxNull=50   MaxIterCS=10   MaxIterNR=40   ItConvTol=0.0001   UseEvStep=Yes
EvLumpTol=0.01   LSPerIter=20   LSTol=0.1
LSStepFact=1.618   FrameTC=Yes   FrameHinge=Yes   CableTC=Yes   LinkTC=Yes   LinkOther=Yes
TFMaxIter=10   TFTol=0.01   TFAccelFact=1   TFNoStop=No
Case="SISMA SLD-3"   Unloading="Unload Entire"   GeoNonLin=None   ResultsSave="Final State"
MaxTotal=200   MaxNull=50   MaxIterCS=10   MaxIterNR=40   ItConvTol=0.0001   UseEvStep=Yes
EvLumpTol=0.01   LSPerIter=20   LSTol=0.1
LSStepFact=1.618   FrameTC=Yes   FrameHinge=Yes   CableTC=Yes   LinkTC=Yes   LinkOther=Yes
TFMaxIter=10   TFTol=0.01   TFAccelFact=1   TFNoStop=No
Case="SISMA SLD-4"   Unloading="Unload Entire"   GeoNonLin=None   ResultsSave="Final State"
MaxTotal=200   MaxNull=50   MaxIterCS=10   MaxIterNR=40   ItConvTol=0.0001   UseEvStep=Yes
EvLumpTol=0.01   LSPerIter=20   LSTol=0.1
LSStepFact=1.618   FrameTC=Yes   FrameHinge=Yes   CableTC=Yes   LinkTC=Yes   LinkOther=Yes
TFMaxIter=10   TFTol=0.01   TFAccelFact=1   TFNoStop=No

```

TABLE: "COMBINATION DEFINITIONS"

```

ComboName=INV-SLU   ComboType=Envelope   AutoDesign=No   CaseName=SLU-1   ScaleFactor=1
SteelDesign=None   ConcDesign=None   AlumDesign=None   ColdDesign=None
ComboName=INV-SLU   CaseName=SLU-2   ScaleFactor=1
ComboName=INV-SLU   CaseName=SLU-3   ScaleFactor=1
ComboName=INV-SLU   CaseName=SLU-4   ScaleFactor=1
ComboName=INV-SLU   CaseName=SLU-5   ScaleFactor=1
ComboName=INV-SLU   CaseName=SLU-6   ScaleFactor=1
ComboName=INV-SLU   CaseName=SLU-7   ScaleFactor=1
ComboName=INV-SLU   CaseName=SLU-8   ScaleFactor=1
ComboName=INV-SLU   CaseName=SLU-9   ScaleFactor=1
ComboName=INV-SLU   CaseName=SLU-10   ScaleFactor=1
ComboName=INV-SLU   CaseName=SLU-11   ScaleFactor=1
ComboName=INV-SLU   CaseName=SLU-12   ScaleFactor=1
ComboName=INV-SLU   CaseName=SLU-13   ScaleFactor=1

```



**Collegamento autostradale Asti – Cuneo – Tronco II Lotto 6
PROGETTO ESECUTIVO
Galleria Verduno – Relazione di calcolo galleria artificiale – Lato Cherasco**

```
ComboName=INV-SLU      CaseName=SLU-14      ScaleFactor=1
ComboName=INV-RARA     ComboType=Envelope   AutoDesign=No       CaseName=RARA-1     ScaleFactor=1
SteelDesign=None      ConcDesign=None      AlumDesign=None     ColdDesign=None
ComboName=INV-RARA     CaseName=RARA-2      ScaleFactor=1
ComboName=INV-RARA     CaseName=RARA-3      ScaleFactor=1
ComboName=INV-RARA     CaseName=RARA-4      ScaleFactor=1
ComboName=INV-RARA     CaseName=RARA-5      ScaleFactor=1
ComboName=INV-RARA     CaseName=RARA-6      ScaleFactor=1
ComboName=INV-RARA     CaseName=RARA-7      ScaleFactor=1
ComboName=INV-RARA     CaseName=RARA-8      ScaleFactor=1
ComboName=INV-RARA     CaseName=RARA-9      ScaleFactor=1
ComboName=INV-RARA     CaseName=RARA-10     ScaleFactor=1
ComboName=INV-RARA     CaseName=RARA-11     ScaleFactor=1
ComboName=INV-RARA     CaseName=RARA-12     ScaleFactor=1
ComboName=INV-RARA     CaseName=RARA-13     ScaleFactor=1
ComboName=INV-RARA     CaseName=RARA-14     ScaleFactor=1
ComboName=INV-FREQ     ComboType=Envelope   AutoDesign=No       CaseName=FREQ-1     ScaleFactor=1
SteelDesign=None      ConcDesign=None      AlumDesign=None     ColdDesign=None
ComboName=INV-FREQ     CaseName=FREQ-2      ScaleFactor=1
ComboName=INV-FREQ     CaseName=FREQ-3      ScaleFactor=1
ComboName=INV-FREQ     CaseName=FREQ-4      ScaleFactor=1
ComboName=INV-FREQ     CaseName=FREQ-5      ScaleFactor=1
ComboName=INV-FREQ     CaseName=FREQ-6      ScaleFactor=1
ComboName=INV-FREQ     CaseName=FREQ-7      ScaleFactor=1
ComboName=INV-FREQ     CaseName=FREQ-8      ScaleFactor=1
ComboName=INV-FREQ     CaseName=FREQ-9      ScaleFactor=1
ComboName=INV-FREQ     CaseName=FREQ-10     ScaleFactor=1
ComboName=INV-FREQ     CaseName=FREQ-11     ScaleFactor=1
ComboName=INV-FREQ     CaseName=FREQ-12     ScaleFactor=1
ComboName=INV-FREQ     CaseName=FREQ-13     ScaleFactor=1
ComboName=INV-FREQ     CaseName=FREQ-14     ScaleFactor=1
ComboName=INV-QP       ComboType=Envelope   AutoDesign=No       CaseName=QP-1       ScaleFactor=1
SteelDesign=None      ConcDesign=None      AlumDesign=None     ColdDesign=None
ComboName=INV-QP       CaseName=QP-2        ScaleFactor=1
ComboName="INV-SISMA  SLV"  ComboType=Envelope   AutoDesign=No       CaseName="SISMA  SLV-1"
ScaleFactor=1  SteelDesign=None      ConcDesign=None      AlumDesign=None     ColdDesign=None
ComboName="INV-SISMA  SLV"  CaseName="SISMA  SLV-2"  ScaleFactor=1
ComboName="INV-SISMA  SLV"  CaseName="SISMA  SLV-3"  ScaleFactor=1
ComboName="INV-SISMA  SLV"  CaseName="SISMA  SLV-4"  ScaleFactor=1
ComboName="INV-SISMA  SLD"  ComboType=Envelope   AutoDesign=No       CaseName="SISMA  SLD-1"
ScaleFactor=1  SteelDesign=None      ConcDesign=None      AlumDesign=None     ColdDesign=None
ComboName="INV-SISMA  SLD"  CaseName="SISMA  SLD-2"  ScaleFactor=1
ComboName="INV-SISMA  SLD"  CaseName="SISMA  SLD-3"  ScaleFactor=1
ComboName="INV-SISMA  SLD"  CaseName="SISMA  SLD-4"  ScaleFactor=1
```

TABLE: "CONNECTIVITY - FRAME"

Frame	JointI	JointJ	IsCurved
Frame=1	JointI=1	JointJ=2	IsCurved=No
Frame=2	JointI=2	JointJ=3	IsCurved=No
Frame=3	JointI=3	JointJ=4	IsCurved=No
Frame=4	JointI=4	JointJ=5	IsCurved=No
Frame=5	JointI=5	JointJ=6	IsCurved=No
Frame=6	JointI=6	JointJ=7	IsCurved=No
Frame=7	JointI=7	JointJ=8	IsCurved=No
Frame=8	JointI=8	JointJ=9	IsCurved=No
Frame=9	JointI=9	JointJ=10	IsCurved=No
Frame=10	JointI=10	JointJ=11	IsCurved=No
Frame=11	JointI=11	JointJ=12	IsCurved=No
Frame=12	JointI=12	JointJ=13	IsCurved=No
Frame=13	JointI=13	JointJ=14	IsCurved=No
Frame=14	JointI=14	JointJ=15	IsCurved=No
Frame=15	JointI=15	JointJ=16	IsCurved=No
Frame=16	JointI=16	JointJ=17	IsCurved=No
Frame=17	JointI=18	JointJ=19	IsCurved=No
Frame=18	JointI=19	JointJ=20	IsCurved=No
Frame=19	JointI=20	JointJ=21	IsCurved=No
Frame=20	JointI=21	JointJ=22	IsCurved=No
Frame=21	JointI=22	JointJ=23	IsCurved=No
Frame=22	JointI=23	JointJ=24	IsCurved=No
Frame=23	JointI=24	JointJ=25	IsCurved=No
Frame=24	JointI=25	JointJ=26	IsCurved=No
Frame=25	JointI=26	JointJ=27	IsCurved=No
Frame=26	JointI=27	JointJ=28	IsCurved=No
Frame=27	JointI=28	JointJ=29	IsCurved=No
Frame=28	JointI=29	JointJ=1	IsCurved=No
Frame=29	JointI=28	JointJ=1	IsCurved=No
Frame=30	JointI=30	JointJ=31	IsCurved=No
Frame=31	JointI=32	JointJ=31	IsCurved=No
Frame=32	JointI=30	JointJ=32	IsCurved=No
Frame=33	JointI=33	JointJ=30	IsCurved=No
Frame=34	JointI=34	JointJ=33	IsCurved=No
Frame=35	JointI=35	JointJ=34	IsCurved=No
Frame=36	JointI=36	JointJ=35	IsCurved=No
Frame=37	JointI=37	JointJ=36	IsCurved=No



Collegamento autostradale Asti – Cuneo – Tronco Il Lotto 6
PROGETTO ESECUTIVO
Galleria Verduno – Relazione di calcolo galleria artificiale – Lato Cherasco

Frame=38	JointI=38	JointJ=37	IsCurved=No
Frame=39	JointI=39	JointJ=38	IsCurved=No
Frame=40	JointI=40	JointJ=39	IsCurved=No
Frame=41	JointI=41	JointJ=40	IsCurved=No
Frame=42	JointI=18	JointJ=41	IsCurved=No
Frame=43	JointI=42	JointJ=17	IsCurved=No
Frame=44	JointI=43	JointJ=42	IsCurved=No
Frame=45	JointI=44	JointJ=43	IsCurved=No
Frame=46	JointI=45	JointJ=44	IsCurved=No
Frame=47	JointI=46	JointJ=45	IsCurved=No
Frame=48	JointI=47	JointJ=46	IsCurved=No
Frame=49	JointI=48	JointJ=47	IsCurved=No
Frame=50	JointI=49	JointJ=48	IsCurved=No
Frame=51	JointI=50	JointJ=49	IsCurved=No
Frame=52	JointI=51	JointJ=50	IsCurved=No
Frame=53	JointI=52	JointJ=51	IsCurved=No
Frame=54	JointI=53	JointJ=52	IsCurved=No
Frame=55	JointI=54	JointJ=53	IsCurved=No
Frame=56	JointI=55	JointJ=54	IsCurved=No
Frame=57	JointI=56	JointJ=55	IsCurved=No
Frame=58	JointI=31	JointJ=56	IsCurved=No

TABLE: "COORDINATE SYSTEMS"

Name=GLOBAL Type=Cartesian X=0 Y=0 Z=0 AboutZ=0 AboutY=0 AboutX=0

TABLE: "DATABASE DOCUMENTATION"

TABLE: "DATABASE FORMAT TYPES"

UnitsCurr=Yes OverrideE=No

TABLE: "FRAME AUTO MESH ASSIGNMENTS"

Frame=1	AutoMesh=Yes	AtJoints=Yes	AtFrames=No	NumSegments=0	MaxLength=0	MaxDegrees=0
Frame=2	AutoMesh=Yes	AtJoints=Yes	AtFrames=No	NumSegments=0	MaxLength=0	MaxDegrees=0
Frame=3	AutoMesh=Yes	AtJoints=Yes	AtFrames=No	NumSegments=0	MaxLength=0	MaxDegrees=0
Frame=4	AutoMesh=Yes	AtJoints=Yes	AtFrames=No	NumSegments=0	MaxLength=0	MaxDegrees=0
Frame=5	AutoMesh=Yes	AtJoints=Yes	AtFrames=No	NumSegments=0	MaxLength=0	MaxDegrees=0
Frame=6	AutoMesh=Yes	AtJoints=Yes	AtFrames=No	NumSegments=0	MaxLength=0	MaxDegrees=0
Frame=7	AutoMesh=Yes	AtJoints=Yes	AtFrames=No	NumSegments=0	MaxLength=0	MaxDegrees=0
Frame=8	AutoMesh=Yes	AtJoints=Yes	AtFrames=No	NumSegments=0	MaxLength=0	MaxDegrees=0
Frame=9	AutoMesh=Yes	AtJoints=Yes	AtFrames=No	NumSegments=0	MaxLength=0	MaxDegrees=0
Frame=10	AutoMesh=Yes	AtJoints=Yes	AtFrames=No	NumSegments=0	MaxLength=0	MaxDegrees=0
Frame=11	AutoMesh=Yes	AtJoints=Yes	AtFrames=No	NumSegments=0	MaxLength=0	MaxDegrees=0
Frame=12	AutoMesh=Yes	AtJoints=Yes	AtFrames=No	NumSegments=0	MaxLength=0	MaxDegrees=0
Frame=13	AutoMesh=Yes	AtJoints=Yes	AtFrames=No	NumSegments=0	MaxLength=0	MaxDegrees=0
Frame=14	AutoMesh=Yes	AtJoints=Yes	AtFrames=No	NumSegments=0	MaxLength=0	MaxDegrees=0
Frame=15	AutoMesh=Yes	AtJoints=Yes	AtFrames=No	NumSegments=0	MaxLength=0	MaxDegrees=0
Frame=16	AutoMesh=Yes	AtJoints=Yes	AtFrames=No	NumSegments=0	MaxLength=0	MaxDegrees=0
Frame=17	AutoMesh=Yes	AtJoints=Yes	AtFrames=No	NumSegments=0	MaxLength=0	MaxDegrees=0
Frame=18	AutoMesh=Yes	AtJoints=Yes	AtFrames=No	NumSegments=0	MaxLength=0	MaxDegrees=0
Frame=19	AutoMesh=Yes	AtJoints=Yes	AtFrames=No	NumSegments=0	MaxLength=0	MaxDegrees=0
Frame=20	AutoMesh=Yes	AtJoints=Yes	AtFrames=No	NumSegments=0	MaxLength=0	MaxDegrees=0
Frame=21	AutoMesh=Yes	AtJoints=Yes	AtFrames=No	NumSegments=0	MaxLength=0	MaxDegrees=0
Frame=22	AutoMesh=Yes	AtJoints=Yes	AtFrames=No	NumSegments=0	MaxLength=0	MaxDegrees=0
Frame=23	AutoMesh=Yes	AtJoints=Yes	AtFrames=No	NumSegments=0	MaxLength=0	MaxDegrees=0
Frame=24	AutoMesh=Yes	AtJoints=Yes	AtFrames=No	NumSegments=0	MaxLength=0	MaxDegrees=0
Frame=25	AutoMesh=Yes	AtJoints=Yes	AtFrames=No	NumSegments=0	MaxLength=0	MaxDegrees=0
Frame=26	AutoMesh=Yes	AtJoints=Yes	AtFrames=No	NumSegments=0	MaxLength=0	MaxDegrees=0
Frame=27	AutoMesh=Yes	AtJoints=Yes	AtFrames=No	NumSegments=0	MaxLength=0	MaxDegrees=0
Frame=28	AutoMesh=Yes	AtJoints=Yes	AtFrames=No	NumSegments=0	MaxLength=0	MaxDegrees=0
Frame=29	AutoMesh=Yes	AtJoints=Yes	AtFrames=No	NumSegments=0	MaxLength=0	MaxDegrees=0
Frame=30	AutoMesh=Yes	AtJoints=Yes	AtFrames=No	NumSegments=0	MaxLength=0	MaxDegrees=0
Frame=31	AutoMesh=Yes	AtJoints=Yes	AtFrames=No	NumSegments=0	MaxLength=0	MaxDegrees=0
Frame=32	AutoMesh=Yes	AtJoints=Yes	AtFrames=No	NumSegments=0	MaxLength=0	MaxDegrees=0
Frame=33	AutoMesh=Yes	AtJoints=Yes	AtFrames=No	NumSegments=0	MaxLength=0	MaxDegrees=0
Frame=34	AutoMesh=Yes	AtJoints=Yes	AtFrames=No	NumSegments=0	MaxLength=0	MaxDegrees=0
Frame=35	AutoMesh=Yes	AtJoints=Yes	AtFrames=No	NumSegments=0	MaxLength=0	MaxDegrees=0
Frame=36	AutoMesh=Yes	AtJoints=Yes	AtFrames=No	NumSegments=0	MaxLength=0	MaxDegrees=0
Frame=37	AutoMesh=Yes	AtJoints=Yes	AtFrames=No	NumSegments=0	MaxLength=0	MaxDegrees=0
Frame=38	AutoMesh=Yes	AtJoints=Yes	AtFrames=No	NumSegments=0	MaxLength=0	MaxDegrees=0
Frame=39	AutoMesh=Yes	AtJoints=Yes	AtFrames=No	NumSegments=0	MaxLength=0	MaxDegrees=0
Frame=40	AutoMesh=Yes	AtJoints=Yes	AtFrames=No	NumSegments=0	MaxLength=0	MaxDegrees=0
Frame=41	AutoMesh=Yes	AtJoints=Yes	AtFrames=No	NumSegments=0	MaxLength=0	MaxDegrees=0
Frame=42	AutoMesh=Yes	AtJoints=Yes	AtFrames=No	NumSegments=0	MaxLength=0	MaxDegrees=0
Frame=43	AutoMesh=Yes	AtJoints=Yes	AtFrames=No	NumSegments=0	MaxLength=0	MaxDegrees=0
Frame=44	AutoMesh=Yes	AtJoints=Yes	AtFrames=No	NumSegments=0	MaxLength=0	MaxDegrees=0
Frame=45	AutoMesh=Yes	AtJoints=Yes	AtFrames=No	NumSegments=0	MaxLength=0	MaxDegrees=0
Frame=46	AutoMesh=Yes	AtJoints=Yes	AtFrames=No	NumSegments=0	MaxLength=0	MaxDegrees=0
Frame=47	AutoMesh=Yes	AtJoints=Yes	AtFrames=No	NumSegments=0	MaxLength=0	MaxDegrees=0
Frame=48	AutoMesh=Yes	AtJoints=Yes	AtFrames=No	NumSegments=0	MaxLength=0	MaxDegrees=0
Frame=49	AutoMesh=Yes	AtJoints=Yes	AtFrames=No	NumSegments=0	MaxLength=0	MaxDegrees=0
Frame=50	AutoMesh=Yes	AtJoints=Yes	AtFrames=No	NumSegments=0	MaxLength=0	MaxDegrees=0
Frame=51	AutoMesh=Yes	AtJoints=Yes	AtFrames=No	NumSegments=0	MaxLength=0	MaxDegrees=0
Frame=52	AutoMesh=Yes	AtJoints=Yes	AtFrames=No	NumSegments=0	MaxLength=0	MaxDegrees=0



**Collegamento autostradale Asti – Cuneo – Tronco Il Lotto 6
 PROGETTO ESECUTIVO
 Galleria Verduno – Relazione di calcolo galleria artificiale – Lato Cherasco**

Frame=53	AutoMesh=Yes	AtJoints=Yes	AtFrames=No	NumSegments=0	MaxLength=0	MaxDegrees=0
Frame=54	AutoMesh=Yes	AtJoints=Yes	AtFrames=No	NumSegments=0	MaxLength=0	MaxDegrees=0
Frame=55	AutoMesh=Yes	AtJoints=Yes	AtFrames=No	NumSegments=0	MaxLength=0	MaxDegrees=0
Frame=56	AutoMesh=Yes	AtJoints=Yes	AtFrames=No	NumSegments=0	MaxLength=0	MaxDegrees=0
Frame=57	AutoMesh=Yes	AtJoints=Yes	AtFrames=No	NumSegments=0	MaxLength=0	MaxDegrees=0
Frame=58	AutoMesh=Yes	AtJoints=Yes	AtFrames=No	NumSegments=0	MaxLength=0	MaxDegrees=0

TABLE: "FRAME DESIGN PROCEDURES"

Frame=1	DesignProc="From Material"
Frame=2	DesignProc="From Material"
Frame=3	DesignProc="From Material"
Frame=4	DesignProc="From Material"
Frame=5	DesignProc="From Material"
Frame=6	DesignProc="From Material"
Frame=7	DesignProc="From Material"
Frame=8	DesignProc="From Material"
Frame=9	DesignProc="From Material"
Frame=10	DesignProc="From Material"
Frame=11	DesignProc="From Material"
Frame=12	DesignProc="From Material"
Frame=13	DesignProc="From Material"
Frame=14	DesignProc="From Material"
Frame=15	DesignProc="From Material"
Frame=16	DesignProc="From Material"
Frame=17	DesignProc="From Material"
Frame=18	DesignProc="From Material"
Frame=19	DesignProc="From Material"
Frame=20	DesignProc="From Material"
Frame=21	DesignProc="From Material"
Frame=22	DesignProc="From Material"
Frame=23	DesignProc="From Material"
Frame=24	DesignProc="From Material"
Frame=25	DesignProc="From Material"
Frame=26	DesignProc="From Material"
Frame=27	DesignProc="From Material"
Frame=28	DesignProc="From Material"
Frame=29	DesignProc="From Material"
Frame=30	DesignProc="From Material"
Frame=31	DesignProc="From Material"
Frame=32	DesignProc="From Material"
Frame=33	DesignProc="From Material"
Frame=34	DesignProc="From Material"
Frame=35	DesignProc="From Material"
Frame=36	DesignProc="From Material"
Frame=37	DesignProc="From Material"
Frame=38	DesignProc="From Material"
Frame=39	DesignProc="From Material"
Frame=40	DesignProc="From Material"
Frame=41	DesignProc="From Material"
Frame=42	DesignProc="From Material"
Frame=43	DesignProc="From Material"
Frame=44	DesignProc="From Material"
Frame=45	DesignProc="From Material"
Frame=46	DesignProc="From Material"
Frame=47	DesignProc="From Material"
Frame=48	DesignProc="From Material"
Frame=49	DesignProc="From Material"
Frame=50	DesignProc="From Material"
Frame=51	DesignProc="From Material"
Frame=52	DesignProc="From Material"
Frame=53	DesignProc="From Material"
Frame=54	DesignProc="From Material"
Frame=55	DesignProc="From Material"
Frame=56	DesignProc="From Material"
Frame=57	DesignProc="From Material"
Frame=58	DesignProc="From Material"

TABLE: "FRAME LOADS - DISTRIBUTED"

Frame=1	LoadPat=Falda	CoordSys=Local	Type=Force	Dir=2	DistType=RelDist	RelDistA=0
RelDistB=1	AbsDistA=0	AbsDistB=1.04647711586864	FOverLA=65.3	FOverLB=65.3		
Frame=1	LoadPat="Spinta Ka SX"	CoordSys=GLOBAL	Type=Force	Dir=X	DistType=RelDist	
RelDistA=0	RelDistB=1	AbsDistA=0	AbsDistB=1.04647711586864	FOverLA=118.7	FOverLB=118.7	
Frame=1	LoadPat="Spinta K0 SX"	CoordSys=GLOBAL	Type=Force	Dir=X	DistType=RelDist	
RelDistA=0	RelDistB=1	AbsDistA=0	AbsDistB=1.04647711586864	FOverLA=178	FOverLB=178	
Frame=1	LoadPat="Q Spinta Ka SX"	CoordSys=GLOBAL	Type=Force	Dir=X	DistType=RelDist	
RelDistA=0	RelDistB=1	AbsDistA=0	AbsDistB=1.04647711586864	FOverLA=3.3	FOverLB=3.3	
Frame=1	LoadPat="Q Spinta K0 SX"	CoordSys=GLOBAL	Type=Force	Dir=X	DistType=RelDist	
RelDistA=0	RelDistB=1	AbsDistA=0	AbsDistB=1.04647711586864	FOverLA=5	FOverLB=5	
Frame=1	LoadPat="WOOD SX SLD"	CoordSys=GLOBAL	Type=Force	Dir=X	DistType=RelDist	
RelDistA=0	RelDistB=1	AbsDistA=0	AbsDistB=1.04647711586864	FOverLA=30	FOverLB=30	
Frame=1	LoadPat="WOOD SX SLV"	CoordSys=GLOBAL	Type=Force	Dir=X	DistType=RelDist	
RelDistA=0	RelDistB=1	AbsDistA=0	AbsDistB=1.04647711586864	FOverLA=50	FOverLB=50	



Collegamento autostradale Asti – Cuneo – Tronco Il Lotto 6
PROGETTO ESECUTIVO
Galleria Verduno – Relazione di calcolo galleria artificiale – Lato Cherasco

Frame=2	LoadPat=Falda	CoordSys=Local	Type=Force	Dir=2	DistType=RelDist	RelDistA=0
RelDistB=1	AbsDistA=0	AbsDistB=1.04647711587234	FOverLA=54.9	FOverLB=54.9		
Frame=2	LoadPat="Spinta Ka SX"	CoordSys=GLOBAL	Type=Force	Dir=X	DistType=RelDist	
RelDistA=0	RelDistB=1	AbsDistA=0	AbsDistB=1.04647711587234	FOverLA=108.2	FOverLB=108.2	
Frame=2	LoadPat="Spinta K0 SX"	CoordSys=GLOBAL	Type=Force	Dir=X	DistType=RelDist	
RelDistA=0	RelDistB=1	AbsDistA=0	AbsDistB=1.04647711587234	FOverLA=162.3	FOverLB=162.3	
Frame=2	LoadPat="Q Spinta Ka SX"	CoordSys=GLOBAL	Type=Force	Dir=X	DistType=RelDist	
RelDistA=0	RelDistB=1	AbsDistA=0	AbsDistB=1.04647711587234	FOverLA=3.3	FOverLB=3.3	
Frame=2	LoadPat="Q Spinta K0 SX"	CoordSys=GLOBAL	Type=Force	Dir=X	DistType=RelDist	
RelDistA=0	RelDistB=1	AbsDistA=0	AbsDistB=1.04647711587234	FOverLA=5	FOverLB=5	
Frame=2	LoadPat="WOOD SX SLD"	CoordSys=GLOBAL	Type=Force	Dir=X	DistType=RelDist	
RelDistA=0	RelDistB=1	AbsDistA=0	AbsDistB=1.04647711587234	FOverLA=30	FOverLB=30	
Frame=2	LoadPat="WOOD SX SLV"	CoordSys=GLOBAL	Type=Force	Dir=X	DistType=RelDist	
RelDistA=0	RelDistB=1	AbsDistA=0	AbsDistB=1.04647711587234	FOverLA=50	FOverLB=50	
Frame=3	LoadPat=Falda	CoordSys=Local	Type=Force	Dir=2	DistType=RelDist	RelDistA=0
RelDistB=1	AbsDistA=0	AbsDistB=1.04647711587228	FOverLA=44.4	FOverLB=44.4		
Frame=3	LoadPat="Spinta Ka SX"	CoordSys=GLOBAL	Type=Force	Dir=X	DistType=RelDist	
RelDistA=0	RelDistB=1	AbsDistA=0	AbsDistB=1.04647711587228	FOverLA=97.7	FOverLB=97.7	
Frame=3	LoadPat="Spinta K0 SX"	CoordSys=GLOBAL	Type=Force	Dir=X	DistType=RelDist	
RelDistA=0	RelDistB=1	AbsDistA=0	AbsDistB=1.04647711587228	FOverLA=146.6	FOverLB=146.6	
Frame=3	LoadPat="Q Spinta Ka SX"	CoordSys=GLOBAL	Type=Force	Dir=X	DistType=RelDist	
RelDistA=0	RelDistB=1	AbsDistA=0	AbsDistB=1.04647711587228	FOverLA=3.3	FOverLB=3.3	
Frame=3	LoadPat="Q Spinta K0 SX"	CoordSys=GLOBAL	Type=Force	Dir=X	DistType=RelDist	
RelDistA=0	RelDistB=1	AbsDistA=0	AbsDistB=1.04647711587228	FOverLA=5	FOverLB=5	
Frame=3	LoadPat="WOOD SX SLD"	CoordSys=GLOBAL	Type=Force	Dir=X	DistType=RelDist	
RelDistA=0	RelDistB=1	AbsDistA=0	AbsDistB=1.04647711587228	FOverLA=30	FOverLB=30	
Frame=3	LoadPat="WOOD SX SLV"	CoordSys=GLOBAL	Type=Force	Dir=X	DistType=RelDist	
RelDistA=0	RelDistB=1	AbsDistA=0	AbsDistB=1.04647711587228	FOverLA=50	FOverLB=50	
Frame=4	LoadPat=Falda	CoordSys=Local	Type=Force	Dir=2	DistType=RelDist	RelDistA=0
RelDistB=1	AbsDistA=0	AbsDistB=1.04647711587228	FOverLA=33.9	FOverLB=33.9		
Frame=4	LoadPat="Spinta Ka SX"	CoordSys=GLOBAL	Type=Force	Dir=X	DistType=RelDist	
RelDistA=0	RelDistB=1	AbsDistA=0	AbsDistB=1.04647711587228	FOverLA=87.3	FOverLB=87.3	
Frame=4	LoadPat="Spinta K0 SX"	CoordSys=GLOBAL	Type=Force	Dir=X	DistType=RelDist	
RelDistA=0	RelDistB=1	AbsDistA=0	AbsDistB=1.04647711587228	FOverLA=130.9	FOverLB=130.9	
Frame=4	LoadPat="Q Spinta Ka SX"	CoordSys=GLOBAL	Type=Force	Dir=X	DistType=RelDist	
RelDistA=0	RelDistB=1	AbsDistA=0	AbsDistB=1.04647711587228	FOverLA=3.3	FOverLB=3.3	
Frame=4	LoadPat="Q Spinta K0 SX"	CoordSys=GLOBAL	Type=Force	Dir=X	DistType=RelDist	
RelDistA=0	RelDistB=1	AbsDistA=0	AbsDistB=1.04647711587228	FOverLA=5	FOverLB=5	
Frame=4	LoadPat="WOOD SX SLD"	CoordSys=GLOBAL	Type=Force	Dir=X	DistType=RelDist	
RelDistA=0	RelDistB=1	AbsDistA=0	AbsDistB=1.04647711587228	FOverLA=30	FOverLB=30	
Frame=4	LoadPat="WOOD SX SLV"	CoordSys=GLOBAL	Type=Force	Dir=X	DistType=RelDist	
RelDistA=0	RelDistB=1	AbsDistA=0	AbsDistB=1.04647711587228	FOverLA=50	FOverLB=50	
Frame=5	LoadPat=Falda	CoordSys=Local	Type=Force	Dir=2	DistType=RelDist	RelDistA=0
RelDistB=1	AbsDistA=0	AbsDistB=1.04647711587235	FOverLA=23.5	FOverLB=23.5		
Frame=5	LoadPat="Spinta Ka SX"	CoordSys=GLOBAL	Type=Force	Dir=X	DistType=RelDist	
RelDistA=0	RelDistB=1	AbsDistA=0	AbsDistB=1.04647711587235	FOverLA=76.8	FOverLB=76.8	
Frame=5	LoadPat="Spinta K0 SX"	CoordSys=GLOBAL	Type=Force	Dir=X	DistType=RelDist	
RelDistA=0	RelDistB=1	AbsDistA=0	AbsDistB=1.04647711587235	FOverLA=115.2	FOverLB=115.2	
Frame=5	LoadPat="Q Spinta Ka SX"	CoordSys=GLOBAL	Type=Force	Dir=X	DistType=RelDist	
RelDistA=0	RelDistB=1	AbsDistA=0	AbsDistB=1.04647711587235	FOverLA=3.3	FOverLB=3.3	
Frame=5	LoadPat="Q Spinta K0 SX"	CoordSys=GLOBAL	Type=Force	Dir=X	DistType=RelDist	
RelDistA=0	RelDistB=1	AbsDistA=0	AbsDistB=1.04647711587235	FOverLA=5	FOverLB=5	
Frame=5	LoadPat="WOOD SX SLD"	CoordSys=GLOBAL	Type=Force	Dir=X	DistType=RelDist	
RelDistA=0	RelDistB=1	AbsDistA=0	AbsDistB=1.04647711587235	FOverLA=30	FOverLB=30	
Frame=5	LoadPat="WOOD SX SLV"	CoordSys=GLOBAL	Type=Force	Dir=X	DistType=RelDist	
RelDistA=0	RelDistB=1	AbsDistA=0	AbsDistB=1.04647711587235	FOverLA=50	FOverLB=50	
Frame=6	LoadPat=Falda	CoordSys=Local	Type=Force	Dir=2	DistType=RelDist	RelDistA=0
RelDistB=1	AbsDistA=0	AbsDistB=1.0464771158723	FOverLA=13	FOverLB=13		
Frame=6	LoadPat="Spinta Ka SX"	CoordSys=GLOBAL	Type=Force	Dir=X	DistType=RelDist	
RelDistA=0	RelDistB=1	AbsDistA=0	AbsDistB=1.0464771158723	FOverLA=66.3	FOverLB=66.3	
Frame=6	LoadPat="Spinta K0 SX"	CoordSys=GLOBAL	Type=Force	Dir=X	DistType=RelDist	
RelDistA=0	RelDistB=1	AbsDistA=0	AbsDistB=1.0464771158723	FOverLA=99.5	FOverLB=99.5	
Frame=6	LoadPat="Q Spinta Ka SX"	CoordSys=GLOBAL	Type=Force	Dir=X	DistType=RelDist	
RelDistA=0	RelDistB=1	AbsDistA=0	AbsDistB=1.0464771158723	FOverLA=3.3	FOverLB=3.3	
Frame=6	LoadPat="Q Spinta K0 SX"	CoordSys=GLOBAL	Type=Force	Dir=X	DistType=RelDist	
RelDistA=0	RelDistB=1	AbsDistA=0	AbsDistB=1.0464771158723	FOverLA=5	FOverLB=5	
Frame=6	LoadPat="WOOD SX SLD"	CoordSys=GLOBAL	Type=Force	Dir=X	DistType=RelDist	
RelDistA=0	RelDistB=1	AbsDistA=0	AbsDistB=1.0464771158723	FOverLA=30	FOverLB=30	
Frame=6	LoadPat="WOOD SX SLV"	CoordSys=GLOBAL	Type=Force	Dir=X	DistType=RelDist	
RelDistA=0	RelDistB=1	AbsDistA=0	AbsDistB=1.0464771158723	FOverLA=50	FOverLB=50	
Frame=7	LoadPat=Falda	CoordSys=Local	Type=Force	Dir=2	DistType=RelDist	RelDistA=0
RelDistB=1	AbsDistA=0	AbsDistB=0.94646176701863	FOverLA=4.4	FOverLB=4.4		
Frame=7	LoadPat=Ricoprimento	CoordSys=GLOBAL	Type=Force	Dir=Gravity	DistType=RelDist	
RelDistA=0	RelDistB=1	AbsDistA=0	AbsDistB=0.94646176701863	FOverLA=122.5	FOverLB=122.5	
Frame=7	LoadPat="Spinta Ka SX"	CoordSys=GLOBAL	Type=Force	Dir=X	DistType=RelDist	
RelDistA=0	RelDistB=1	AbsDistA=0	AbsDistB=0.94646176701863	FOverLA=40.8	FOverLB=40.8	
Frame=7	LoadPat="Spinta K0 SX"	CoordSys=GLOBAL	Type=Force	Dir=X	DistType=RelDist	
RelDistA=0	RelDistB=1	AbsDistA=0	AbsDistB=0.94646176701863	FOverLA=61.3	FOverLB=61.3	
Frame=7	LoadPat="Q Spinta Ka SX"	CoordSys=GLOBAL	Type=Force	Dir=X	DistType=RelDist	
RelDistA=0	RelDistB=1	AbsDistA=0	AbsDistB=0.94646176701863	FOverLA=7.1	FOverLB=7.1	
Frame=7	LoadPat="Q Spinta K0 SX"	CoordSys=GLOBAL	Type=Force	Dir=X	DistType=RelDist	
RelDistA=0	RelDistB=1	AbsDistA=0	AbsDistB=0.94646176701863	FOverLA=2.4	FOverLB=2.4	



Collegamento autostradale Asti – Cuneo – Tronco II Lotto 6
PROGETTO ESECUTIVO
Galleria Verduno – Relazione di calcolo galleria artificiale – Lato Cherasco

Frame=7	LoadPat="Q Spinta K0 SX"	CoordSys=GLOBAL	Type=Force	Dir=X	DistType=RelDist
RelDistA=0	RelDistB=1	AbsDistA=0	AbsDistB=0.94646176701863	FOverLA=3.5	FOverLB=3.5
Frame=7	LoadPat="WOOD SX SLD"	CoordSys=GLOBAL	Type=Force	Dir=X	DistType=RelDist
RelDistA=0	RelDistB=1	AbsDistA=0	AbsDistB=0.94646176701863	FOverLA=21.2	FOverLB=21.2
Frame=7	LoadPat="WOOD SX SLV"	CoordSys=GLOBAL	Type=Force	Dir=X	DistType=RelDist
RelDistA=0	RelDistB=1	AbsDistA=0	AbsDistB=0.94646176701863	FOverLA=35.4	FOverLB=35.4
Frame=8	LoadPat=Falda	CoordSys=Local	Type=Force	Dir=2	DistType=RelDist
RelDistA=0	RelDistB=1	AbsDistA=0	AbsDistB=0.946461767018558	FOverLA=0	FOverLB=0
Frame=8	LoadPat=Ricoprimento	CoordSys=GLOBAL	Type=Force	Dir=Gravity	DistType=RelDist
RelDistA=0	RelDistB=1	AbsDistA=0	AbsDistB=0.946461767018558	FOverLA=109.9	FOverLB=109.9
Frame=8	LoadPat="Spinta Ka SX"	CoordSys=GLOBAL	Type=Force	Dir=X	DistType=RelDist
RelDistA=0	RelDistB=1	AbsDistA=0	AbsDistB=0.946461767018558	FOverLA=36.6	FOverLB=36.6
Frame=8	LoadPat="Spinta K0 SX"	CoordSys=GLOBAL	Type=Force	Dir=X	DistType=RelDist
RelDistA=0	RelDistB=1	AbsDistA=0	AbsDistB=0.946461767018558	FOverLA=55	FOverLB=55
Frame=8	LoadPat=Q	CoordSys=GLOBAL	Type=Force	Dir=Gravity	DistType=RelDist
RelDistA=0	RelDistB=1	AbsDistA=0	AbsDistB=0.946461767018558	FOverLA=7.1	FOverLB=7.1
Frame=8	LoadPat="Q Spinta Ka SX"	CoordSys=GLOBAL	Type=Force	Dir=X	DistType=RelDist
RelDistA=0	RelDistB=1	AbsDistA=0	AbsDistB=0.946461767018558	FOverLA=2.4	FOverLB=2.4
Frame=8	LoadPat="Q Spinta K0 SX"	CoordSys=GLOBAL	Type=Force	Dir=X	DistType=RelDist
RelDistA=0	RelDistB=1	AbsDistA=0	AbsDistB=0.946461767018558	FOverLA=3.5	FOverLB=3.5
Frame=8	LoadPat="WOOD SX SLD"	CoordSys=GLOBAL	Type=Force	Dir=X	DistType=RelDist
RelDistA=0	RelDistB=1	AbsDistA=0	AbsDistB=0.946461767018558	FOverLA=21.2	FOverLB=21.2
Frame=8	LoadPat="WOOD SX SLV"	CoordSys=GLOBAL	Type=Force	Dir=X	DistType=RelDist
RelDistA=0	RelDistB=1	AbsDistA=0	AbsDistB=0.946461767018558	FOverLA=35.4	FOverLB=35.4
Frame=9	LoadPat=Falda	CoordSys=Local	Type=Force	Dir=2	DistType=RelDist
RelDistA=0	RelDistB=1	AbsDistA=0	AbsDistB=0.94646176701863	FOverLA=0	FOverLB=0
Frame=9	LoadPat=Ricoprimento	CoordSys=GLOBAL	Type=Force	Dir=Gravity	DistType=RelDist
RelDistA=0	RelDistB=1	AbsDistA=0	AbsDistB=0.94646176701863	FOverLA=100.5	FOverLB=100.5
Frame=9	LoadPat="Spinta Ka SX"	CoordSys=GLOBAL	Type=Force	Dir=X	DistType=RelDist
RelDistA=0	RelDistB=1	AbsDistA=0	AbsDistB=0.94646176701863	FOverLA=33.5	FOverLB=33.5
Frame=9	LoadPat="Spinta K0 SX"	CoordSys=GLOBAL	Type=Force	Dir=X	DistType=RelDist
RelDistA=0	RelDistB=1	AbsDistA=0	AbsDistB=0.94646176701863	FOverLA=50.2	FOverLB=50.2
Frame=9	LoadPat=Q	CoordSys=GLOBAL	Type=Force	Dir=Gravity	DistType=RelDist
RelDistA=0	RelDistB=1	AbsDistA=0	AbsDistB=0.94646176701863	FOverLA=7.1	FOverLB=7.1
Frame=9	LoadPat="Q Spinta Ka SX"	CoordSys=GLOBAL	Type=Force	Dir=X	DistType=RelDist
RelDistA=0	RelDistB=1	AbsDistA=0	AbsDistB=0.94646176701863	FOverLA=2.4	FOverLB=2.4
Frame=9	LoadPat="Q Spinta K0 SX"	CoordSys=GLOBAL	Type=Force	Dir=X	DistType=RelDist
RelDistA=0	RelDistB=1	AbsDistA=0	AbsDistB=0.94646176701863	FOverLA=3.5	FOverLB=3.5
Frame=9	LoadPat="WOOD SX SLD"	CoordSys=GLOBAL	Type=Force	Dir=X	DistType=RelDist
RelDistA=0	RelDistB=1	AbsDistA=0	AbsDistB=0.94646176701863	FOverLA=21.2	FOverLB=21.2
Frame=9	LoadPat="WOOD SX SLV"	CoordSys=GLOBAL	Type=Force	Dir=X	DistType=RelDist
RelDistA=0	RelDistB=1	AbsDistA=0	AbsDistB=0.94646176701863	FOverLA=35.4	FOverLB=35.4
Frame=10	LoadPat=Falda	CoordSys=Local	Type=Force	Dir=2	DistType=RelDist
RelDistA=0	RelDistB=1	AbsDistA=0	AbsDistB=0.946461273071228	FOverLA=0	FOverLB=0
Frame=10	LoadPat=Ricoprimento	CoordSys=GLOBAL	Type=Force	Dir=Gravity	DistType=RelDist
RelDistA=0	RelDistB=1	AbsDistA=0	AbsDistB=0.946461273071228	FOverLA=91	FOverLB=91
Frame=10	LoadPat="Spinta Ka SX"	CoordSys=GLOBAL	Type=Force	Dir=X	DistType=RelDist
RelDistA=0	RelDistB=1	AbsDistA=0	AbsDistB=0.946461273071228	FOverLA=30.3	FOverLB=30.3
Frame=10	LoadPat="Spinta K0 SX"	CoordSys=GLOBAL	Type=Force	Dir=X	DistType=RelDist
RelDistA=0	RelDistB=1	AbsDistA=0	AbsDistB=0.946461273071228	FOverLA=45.5	FOverLB=45.5
Frame=10	LoadPat=Q	CoordSys=GLOBAL	Type=Force	Dir=Gravity	DistType=RelDist
RelDistA=0	RelDistB=1	AbsDistA=0	AbsDistB=0.946461273071228	FOverLA=7.1	FOverLB=7.1
Frame=10	LoadPat="Q Spinta Ka SX"	CoordSys=GLOBAL	Type=Force	Dir=X	DistType=RelDist
RelDistA=0	RelDistB=1	AbsDistA=0	AbsDistB=0.946461273071228	FOverLA=2.4	FOverLB=2.4
Frame=10	LoadPat="Q Spinta K0 SX"	CoordSys=GLOBAL	Type=Force	Dir=X	DistType=RelDist
RelDistA=0	RelDistB=1	AbsDistA=0	AbsDistB=0.946461273071228	FOverLA=3.5	FOverLB=3.5
Frame=10	LoadPat="WOOD SX SLD"	CoordSys=GLOBAL	Type=Force	Dir=X	DistType=RelDist
RelDistA=0	RelDistB=1	AbsDistA=0	AbsDistB=0.946461273071228	FOverLA=21.2	FOverLB=21.2
Frame=10	LoadPat="WOOD SX SLV"	CoordSys=GLOBAL	Type=Force	Dir=X	DistType=RelDist
RelDistA=0	RelDistB=1	AbsDistA=0	AbsDistB=0.946461273071228	FOverLA=35.3	FOverLB=35.3
Frame=11	LoadPat=Falda	CoordSys=Local	Type=Force	Dir=2	DistType=RelDist
RelDistA=0	RelDistB=1	AbsDistA=0	AbsDistB=0.945799052068637	FOverLA=0	FOverLB=0
Frame=11	LoadPat=Ricoprimento	CoordSys=GLOBAL	Type=Force	Dir=Gravity	DistType=RelDist
RelDistA=0	RelDistB=1	AbsDistA=0	AbsDistB=0.945799052068637	FOverLA=87.6	FOverLB=87.6
Frame=11	LoadPat="Spinta Ka SX"	CoordSys=GLOBAL	Type=Force	Dir=X	DistType=RelDist
RelDistA=0	RelDistB=1	AbsDistA=0	AbsDistB=0.945799052068637	FOverLA=25.3	FOverLB=25.3
Frame=11	LoadPat="Spinta K0 SX"	CoordSys=GLOBAL	Type=Force	Dir=X	DistType=RelDist
RelDistA=0	RelDistB=1	AbsDistA=0	AbsDistB=0.945799052068637	FOverLA=37.9	FOverLB=37.9
Frame=11	LoadPat=Q	CoordSys=GLOBAL	Type=Force	Dir=Gravity	DistType=RelDist
RelDistA=0	RelDistB=1	AbsDistA=0	AbsDistB=0.945799052068637	FOverLA=7.6	FOverLB=7.6
Frame=11	LoadPat="Q Spinta Ka SX"	CoordSys=GLOBAL	Type=Force	Dir=X	DistType=RelDist
RelDistA=0	RelDistB=1	AbsDistA=0	AbsDistB=0.945799052068637	FOverLA=2.2	FOverLB=2.2
Frame=11	LoadPat="Q Spinta K0 SX"	CoordSys=GLOBAL	Type=Force	Dir=X	DistType=RelDist
RelDistA=0	RelDistB=1	AbsDistA=0	AbsDistB=0.945799052068637	FOverLA=3.3	FOverLB=3.3
Frame=11	LoadPat="WOOD SX SLD"	CoordSys=GLOBAL	Type=Force	Dir=X	DistType=RelDist
RelDistA=0	RelDistB=1	AbsDistA=0	AbsDistB=0.945799052068637	FOverLA=19.6	FOverLB=19.6
Frame=11	LoadPat="WOOD SX SLV"	CoordSys=GLOBAL	Type=Force	Dir=X	DistType=RelDist
RelDistA=0	RelDistB=1	AbsDistA=0	AbsDistB=0.945799052068637	FOverLA=32.7	FOverLB=32.7
Frame=12	LoadPat=Falda	CoordSys=Local	Type=Force	Dir=2	DistType=RelDist
RelDistA=0	RelDistB=1	AbsDistA=0	AbsDistB=0.945799052068494	FOverLA=0	FOverLB=0
Frame=12	LoadPat=Ricoprimento	CoordSys=GLOBAL	Type=Force	Dir=Gravity	DistType=RelDist
RelDistA=0	RelDistB=1	AbsDistA=0	AbsDistB=0.945799052068494	FOverLA=87.1	FOverLB=87.1



Collegamento autostradale Asti – Cuneo – Tronco II Lotto 6
PROGETTO ESECUTIVO
Galleria Verduno – Relazione di calcolo galleria artificiale – Lato Cherasco

Frame=12	LoadPat="Spinta Ka SX"	CoordSys=GLOBAL	Type=Force	Dir=X	DistType=RelDist
RelDistA=0	RelDistB=1	AbsDistA=0	AbsDistB=0.945799052068494	FOverLA=19.2	FOverLB=19.2
Frame=12	LoadPat="Spinta K0 SX"	CoordSys=GLOBAL	Type=Force	Dir=X	DistType=RelDist
RelDistA=0	RelDistB=1	AbsDistA=0	AbsDistB=0.945799052068494	FOverLA=28.8	FOverLB=28.8
Frame=12	LoadPat=Q	CoordSys=GLOBAL	Type=Force	Dir=Gravity	DistType=RelDist
RelDistB=1	AbsDistA=0	AbsDistB=0.945799052068494	FOverLA=8.3	FOverLB=8.3	RelDistA=0
Frame=12	LoadPat="Q Spinta Ka SX"	CoordSys=GLOBAL	Type=Force	Dir=X	DistType=RelDist
RelDistA=0	RelDistB=1	AbsDistA=0	AbsDistB=0.945799052068494	FOverLA=1.8	FOverLB=1.8
Frame=12	LoadPat="Q Spinta K0 SX"	CoordSys=GLOBAL	Type=Force	Dir=X	DistType=RelDist
RelDistA=0	RelDistB=1	AbsDistA=0	AbsDistB=0.945799052068494	FOverLA=2.8	FOverLB=2.8
Frame=12	LoadPat="WOOD SX SLD"	CoordSys=GLOBAL	Type=Force	Dir=X	DistType=RelDist
RelDistA=0	RelDistB=1	AbsDistA=0	AbsDistB=0.945799052068494	FOverLA=16.5	FOverLB=16.5
Frame=12	LoadPat="WOOD SX SLV"	CoordSys=GLOBAL	Type=Force	Dir=X	DistType=RelDist
RelDistA=0	RelDistB=1	AbsDistA=0	AbsDistB=0.945799052068494	FOverLA=27.5	FOverLB=27.5
Frame=13	LoadPat=Falda	CoordSys=Local	Type=Force	Dir=2	DistType=RelDist
RelDistB=1	AbsDistA=0	AbsDistB=0.945799052068508	FOverLA=0	FOverLB=0	RelDistA=0
Frame=13	LoadPat=Ricoprimento	CoordSys=GLOBAL	Type=Force	Dir=Gravity	DistType=RelDist
RelDistA=0	RelDistB=1	AbsDistA=0	AbsDistB=0.945799052068508	FOverLA=85.4	FOverLB=85.4
Frame=13	LoadPat="Spinta Ka SX"	CoordSys=GLOBAL	Type=Force	Dir=X	DistType=RelDist
RelDistA=0	RelDistB=1	AbsDistA=0	AbsDistB=0.945799052068508	FOverLA=13.9	FOverLB=13.9
Frame=13	LoadPat="Spinta K0 SX"	CoordSys=GLOBAL	Type=Force	Dir=X	DistType=RelDist
RelDistA=0	RelDistB=1	AbsDistA=0	AbsDistB=0.945799052068508	FOverLA=20.8	FOverLB=20.8
Frame=13	LoadPat=Q	CoordSys=GLOBAL	Type=Force	Dir=Gravity	DistType=RelDist
RelDistB=1	AbsDistA=0	AbsDistB=0.945799052068508	FOverLA=9	FOverLB=9	RelDistA=0
Frame=13	LoadPat="Q Spinta Ka SX"	CoordSys=GLOBAL	Type=Force	Dir=X	DistType=RelDist
RelDistA=0	RelDistB=1	AbsDistA=0	AbsDistB=0.945799052068508	FOverLA=1.5	FOverLB=1.5
Frame=13	LoadPat="Q Spinta K0 SX"	CoordSys=GLOBAL	Type=Force	Dir=X	DistType=RelDist
RelDistA=0	RelDistB=1	AbsDistA=0	AbsDistB=0.945799052068508	FOverLA=2.2	FOverLB=2.2
Frame=13	LoadPat="WOOD SX SLD"	CoordSys=GLOBAL	Type=Force	Dir=X	DistType=RelDist
RelDistA=0	RelDistB=1	AbsDistA=0	AbsDistB=0.945799052068508	FOverLA=13.2	FOverLB=13.2
Frame=13	LoadPat="WOOD SX SLV"	CoordSys=GLOBAL	Type=Force	Dir=X	DistType=RelDist
RelDistA=0	RelDistB=1	AbsDistA=0	AbsDistB=0.945799052068508	FOverLA=21.9	FOverLB=21.9
Frame=14	LoadPat=Falda	CoordSys=Local	Type=Force	Dir=2	DistType=RelDist
RelDistB=1	AbsDistA=0	AbsDistB=0.945799052068553	FOverLA=0	FOverLB=0	RelDistA=0
Frame=14	LoadPat=Ricoprimento	CoordSys=GLOBAL	Type=Force	Dir=Gravity	DistType=RelDist
RelDistA=0	RelDistB=1	AbsDistA=0	AbsDistB=0.945799052068553	FOverLA=83.3	FOverLB=83.3
Frame=14	LoadPat="Spinta Ka SX"	CoordSys=GLOBAL	Type=Force	Dir=X	DistType=RelDist
RelDistA=0	RelDistB=1	AbsDistA=0	AbsDistB=0.945799052068553	FOverLA=9.3	FOverLB=9.3
Frame=14	LoadPat="Spinta K0 SX"	CoordSys=GLOBAL	Type=Force	Dir=X	DistType=RelDist
RelDistA=0	RelDistB=1	AbsDistA=0	AbsDistB=0.945799052068553	FOverLA=14	FOverLB=14
Frame=14	LoadPat=Q	CoordSys=GLOBAL	Type=Force	Dir=Gravity	DistType=RelDist
RelDistB=1	AbsDistA=0	AbsDistB=0.945799052068553	FOverLA=9.5	FOverLB=9.5	RelDistA=0
Frame=14	LoadPat="Q Spinta Ka SX"	CoordSys=GLOBAL	Type=Force	Dir=X	DistType=RelDist
RelDistA=0	RelDistB=1	AbsDistA=0	AbsDistB=0.945799052068553	FOverLA=1.1	FOverLB=1.1
Frame=14	LoadPat="Q Spinta K0 SX"	CoordSys=GLOBAL	Type=Force	Dir=X	DistType=RelDist
RelDistA=0	RelDistB=1	AbsDistA=0	AbsDistB=0.945799052068553	FOverLA=1.6	FOverLB=1.6
Frame=14	LoadPat="WOOD SX SLD"	CoordSys=GLOBAL	Type=Force	Dir=X	DistType=RelDist
RelDistA=0	RelDistB=1	AbsDistA=0	AbsDistB=0.945799052068553	FOverLA=9.6	FOverLB=9.6
Frame=14	LoadPat="WOOD SX SLV"	CoordSys=GLOBAL	Type=Force	Dir=X	DistType=RelDist
RelDistA=0	RelDistB=1	AbsDistA=0	AbsDistB=0.945799052068553	FOverLA=15.9	FOverLB=15.9
Frame=15	LoadPat=Falda	CoordSys=Local	Type=Force	Dir=2	DistType=RelDist
RelDistB=1	AbsDistA=0	AbsDistB=0.945799052068506	FOverLA=0	FOverLB=0	RelDistA=0
Frame=15	LoadPat=Ricoprimento	CoordSys=GLOBAL	Type=Force	Dir=Gravity	DistType=RelDist
RelDistA=0	RelDistB=1	AbsDistA=0	AbsDistB=0.945799052068506	FOverLA=81.5	FOverLB=81.5
Frame=15	LoadPat="Spinta Ka SX"	CoordSys=GLOBAL	Type=Force	Dir=X	DistType=RelDist
RelDistA=0	RelDistB=1	AbsDistA=0	AbsDistB=0.945799052068506	FOverLA=5.3	FOverLB=5.3
Frame=15	LoadPat="Spinta K0 SX"	CoordSys=GLOBAL	Type=Force	Dir=X	DistType=RelDist
RelDistA=0	RelDistB=1	AbsDistA=0	AbsDistB=0.945799052068506	FOverLA=8	FOverLB=8
Frame=15	LoadPat=Q	CoordSys=GLOBAL	Type=Force	Dir=Gravity	DistType=RelDist
RelDistB=1	AbsDistA=0	AbsDistB=0.945799052068506	FOverLA=9.8	FOverLB=9.8	RelDistA=0
Frame=15	LoadPat="Q Spinta Ka SX"	CoordSys=GLOBAL	Type=Force	Dir=X	DistType=RelDist
RelDistA=0	RelDistB=1	AbsDistA=0	AbsDistB=0.945799052068506	FOverLA=0.6	FOverLB=0.6
Frame=15	LoadPat="Q Spinta K0 SX"	CoordSys=GLOBAL	Type=Force	Dir=X	DistType=RelDist
RelDistA=0	RelDistB=1	AbsDistA=0	AbsDistB=0.945799052068506	FOverLA=1	FOverLB=1
Frame=15	LoadPat="WOOD SX SLD"	CoordSys=GLOBAL	Type=Force	Dir=X	DistType=RelDist
RelDistA=0	RelDistB=1	AbsDistA=0	AbsDistB=0.945799052068506	FOverLA=5.8	FOverLB=5.8
Frame=15	LoadPat="WOOD SX SLV"	CoordSys=GLOBAL	Type=Force	Dir=X	DistType=RelDist
RelDistA=0	RelDistB=1	AbsDistA=0	AbsDistB=0.945799052068506	FOverLA=9.7	FOverLB=9.7
Frame=16	LoadPat=Falda	CoordSys=Local	Type=Force	Dir=2	DistType=RelDist
RelDistB=1	AbsDistA=0	AbsDistB=0.945799052067496	FOverLA=0	FOverLB=0	RelDistA=0
Frame=16	LoadPat=Ricoprimento	CoordSys=GLOBAL	Type=Force	Dir=Gravity	DistType=RelDist
RelDistA=0	RelDistB=1	AbsDistA=0	AbsDistB=0.945799052067496	FOverLA=80.4	FOverLB=80.4
Frame=16	LoadPat="Spinta Ka SX"	CoordSys=GLOBAL	Type=Force	Dir=X	DistType=RelDist
RelDistA=0	RelDistB=1	AbsDistA=0	AbsDistB=0.945799052067496	FOverLA=1.7	FOverLB=1.7
Frame=16	LoadPat="Spinta K0 SX"	CoordSys=GLOBAL	Type=Force	Dir=X	DistType=RelDist
RelDistA=0	RelDistB=1	AbsDistA=0	AbsDistB=0.945799052067496	FOverLA=2.6	FOverLB=2.6
Frame=16	LoadPat=Q	CoordSys=GLOBAL	Type=Force	Dir=Gravity	DistType=RelDist
RelDistB=1	AbsDistA=0	AbsDistB=0.945799052067496	FOverLA=10	FOverLB=10	RelDistA=0
Frame=16	LoadPat="Q Spinta Ka SX"	CoordSys=GLOBAL	Type=Force	Dir=X	DistType=RelDist
RelDistA=0	RelDistB=1	AbsDistA=0	AbsDistB=0.945799052067496	FOverLA=0.2	FOverLB=0.2
Frame=16	LoadPat="Q Spinta K0 SX"	CoordSys=GLOBAL	Type=Force	Dir=X	DistType=RelDist
RelDistA=0	RelDistB=1	AbsDistA=0	AbsDistB=0.945799052067496	FOverLA=0.3	FOverLB=0.3



Collegamento autostradale Asti – Cuneo – Tronco II Lotto 6
PROGETTO ESECUTIVO
Galleria Verduno – Relazione di calcolo galleria artificiale – Lato Cherasco

Frame=16	LoadPat="WOOD SX SLD"	CoordSys=GLOBAL	Type=Force	Dir=X	DistType=RelDist
RelDistA=0	RelDistB=1	AbsDistA=0	AbsDistB=0.945799052067496	FOverLA=1.9	FOverLB=1.9
Frame=16	LoadPat="WOOD SX SLV"	CoordSys=GLOBAL	Type=Force	Dir=X	DistType=RelDist
RelDistA=0	RelDistB=1	AbsDistA=0	AbsDistB=0.945799052067496	FOverLA=3.2	FOverLB=3.2
Frame=17	LoadPat=Falda	CoordSys=Local	Type=Force	Dir=2	DistType=RelDist
RelDistA=0	RelDistB=1	AbsDistA=0	AbsDistB=0.775377027232517	FOverLA=120.3	FOverLB=120.3
Frame=17	LoadPat="Spinta Ka SX"	CoordSys=GLOBAL	Type=Force	Dir=X	DistType=RelDist
RelDistA=0	RelDistB=1	AbsDistA=0	AbsDistB=0.775377027232517	FOverLA=7.7	FOverLB=7.7
Frame=17	LoadPat="Spinta K0 SX"	CoordSys=GLOBAL	Type=Force	Dir=X	DistType=RelDist
RelDistA=0	RelDistB=1	AbsDistA=0	AbsDistB=0.775377027232517	FOverLA=11.5	FOverLB=11.5
Frame=17	LoadPat="Q Spinta Ka SX"	CoordSys=GLOBAL	Type=Force	Dir=X	DistType=RelDist
RelDistA=0	RelDistB=1	AbsDistA=0	AbsDistB=0.775377027232517	FOverLA=0.1	FOverLB=0.1
Frame=17	LoadPat="Q Spinta K0 SX"	CoordSys=GLOBAL	Type=Force	Dir=X	DistType=RelDist
RelDistA=0	RelDistB=1	AbsDistA=0	AbsDistB=0.775377027232517	FOverLA=0.2	FOverLB=0.2
Frame=17	LoadPat="WOOD SX SLD"	CoordSys=GLOBAL	Type=Force	Dir=X	DistType=RelDist
RelDistA=0	RelDistB=1	AbsDistA=0	AbsDistB=0.775377027232517	FOverLA=1.3	FOverLB=1.3
Frame=17	LoadPat="WOOD SX SLV"	CoordSys=GLOBAL	Type=Force	Dir=X	DistType=RelDist
RelDistA=0	RelDistB=1	AbsDistA=0	AbsDistB=0.775377027232517	FOverLA=2.2	FOverLB=2.2
Frame=18	LoadPat=Falda	CoordSys=Local	Type=Force	Dir=2	DistType=RelDist
RelDistA=0	RelDistB=1	AbsDistA=0	AbsDistB=0.775377027232403	FOverLA=119.6	FOverLB=119.6
Frame=18	LoadPat="Spinta Ka SX"	CoordSys=GLOBAL	Type=Force	Dir=X	DistType=RelDist
RelDistA=0	RelDistB=1	AbsDistA=0	AbsDistB=0.775377027232403	FOverLA=22.9	FOverLB=22.9
Frame=18	LoadPat="Spinta K0 SX"	CoordSys=GLOBAL	Type=Force	Dir=X	DistType=RelDist
RelDistA=0	RelDistB=1	AbsDistA=0	AbsDistB=0.775377027232403	FOverLA=34.4	FOverLB=34.4
Frame=18	LoadPat="Q Spinta Ka SX"	CoordSys=GLOBAL	Type=Force	Dir=X	DistType=RelDist
RelDistA=0	RelDistB=1	AbsDistA=0	AbsDistB=0.775377027232403	FOverLA=0.4	FOverLB=0.4
Frame=18	LoadPat="Q Spinta K0 SX"	CoordSys=GLOBAL	Type=Force	Dir=X	DistType=RelDist
RelDistA=0	RelDistB=1	AbsDistA=0	AbsDistB=0.775377027232403	FOverLA=0.7	FOverLB=0.7
Frame=18	LoadPat="WOOD SX SLD"	CoordSys=GLOBAL	Type=Force	Dir=X	DistType=RelDist
RelDistA=0	RelDistB=1	AbsDistA=0	AbsDistB=0.775377027232403	FOverLA=4	FOverLB=4
Frame=18	LoadPat="WOOD SX SLV"	CoordSys=GLOBAL	Type=Force	Dir=X	DistType=RelDist
RelDistA=0	RelDistB=1	AbsDistA=0	AbsDistB=0.775377027232403	FOverLA=6.6	FOverLB=6.6
Frame=19	LoadPat=Falda	CoordSys=Local	Type=Force	Dir=2	DistType=RelDist
RelDistA=0	RelDistB=1	AbsDistA=0	AbsDistB=0.775377027232448	FOverLA=118.3	FOverLB=118.3
Frame=19	LoadPat="Spinta Ka SX"	CoordSys=GLOBAL	Type=Force	Dir=X	DistType=RelDist
RelDistA=0	RelDistB=1	AbsDistA=0	AbsDistB=0.775377027232448	FOverLA=37.7	FOverLB=37.7
Frame=19	LoadPat="Spinta K0 SX"	CoordSys=GLOBAL	Type=Force	Dir=X	DistType=RelDist
RelDistA=0	RelDistB=1	AbsDistA=0	AbsDistB=0.775377027232448	FOverLA=56.6	FOverLB=56.6
Frame=19	LoadPat="Q Spinta Ka SX"	CoordSys=GLOBAL	Type=Force	Dir=X	DistType=RelDist
RelDistA=0	RelDistB=1	AbsDistA=0	AbsDistB=0.775377027232448	FOverLA=0.7	FOverLB=0.7
Frame=19	LoadPat="Q Spinta K0 SX"	CoordSys=GLOBAL	Type=Force	Dir=X	DistType=RelDist
RelDistA=0	RelDistB=1	AbsDistA=0	AbsDistB=0.775377027232448	FOverLA=1.1	FOverLB=1.1
Frame=19	LoadPat="WOOD SX SLD"	CoordSys=GLOBAL	Type=Force	Dir=X	DistType=RelDist
RelDistA=0	RelDistB=1	AbsDistA=0	AbsDistB=0.775377027232448	FOverLA=6.6	FOverLB=6.6
Frame=19	LoadPat="WOOD SX SLV"	CoordSys=GLOBAL	Type=Force	Dir=X	DistType=RelDist
RelDistA=0	RelDistB=1	AbsDistA=0	AbsDistB=0.775377027232448	FOverLA=11	FOverLB=11
Frame=20	LoadPat=Falda	CoordSys=Local	Type=Force	Dir=2	DistType=RelDist
RelDistA=0	RelDistB=1	AbsDistA=0	AbsDistB=0.775377027232453	FOverLA=116.2	FOverLB=116.2
Frame=20	LoadPat="Spinta Ka SX"	CoordSys=GLOBAL	Type=Force	Dir=X	DistType=RelDist
RelDistA=0	RelDistB=1	AbsDistA=0	AbsDistB=0.775377027232453	FOverLA=51.8	FOverLB=51.8
Frame=20	LoadPat="Spinta K0 SX"	CoordSys=GLOBAL	Type=Force	Dir=X	DistType=RelDist
RelDistA=0	RelDistB=1	AbsDistA=0	AbsDistB=0.775377027232453	FOverLA=77.7	FOverLB=77.7
Frame=20	LoadPat="Q Spinta Ka SX"	CoordSys=GLOBAL	Type=Force	Dir=X	DistType=RelDist
RelDistA=0	RelDistB=1	AbsDistA=0	AbsDistB=0.775377027232453	FOverLA=1	FOverLB=1
Frame=20	LoadPat="Q Spinta K0 SX"	CoordSys=GLOBAL	Type=Force	Dir=X	DistType=RelDist
RelDistA=0	RelDistB=1	AbsDistA=0	AbsDistB=0.775377027232453	FOverLA=1.5	FOverLB=1.5
Frame=20	LoadPat="WOOD SX SLD"	CoordSys=GLOBAL	Type=Force	Dir=X	DistType=RelDist
RelDistA=0	RelDistB=1	AbsDistA=0	AbsDistB=0.775377027232453	FOverLA=9.2	FOverLB=9.2
Frame=20	LoadPat="WOOD SX SLV"	CoordSys=GLOBAL	Type=Force	Dir=X	DistType=RelDist
RelDistA=0	RelDistB=1	AbsDistA=0	AbsDistB=0.775377027232453	FOverLA=15.3	FOverLB=15.3
Frame=21	LoadPat=Falda	CoordSys=Local	Type=Force	Dir=2	DistType=RelDist
RelDistA=0	RelDistB=1	AbsDistA=0	AbsDistB=0.775377027232452	FOverLA=113.6	FOverLB=113.6
Frame=21	LoadPat="Spinta Ka SX"	CoordSys=GLOBAL	Type=Force	Dir=X	DistType=RelDist
RelDistA=0	RelDistB=1	AbsDistA=0	AbsDistB=0.775377027232452	FOverLA=64.8	FOverLB=64.8
Frame=21	LoadPat="Spinta K0 SX"	CoordSys=GLOBAL	Type=Force	Dir=X	DistType=RelDist
RelDistA=0	RelDistB=1	AbsDistA=0	AbsDistB=0.775377027232452	FOverLA=97.2	FOverLB=97.2
Frame=21	LoadPat="Q Spinta Ka SX"	CoordSys=GLOBAL	Type=Force	Dir=X	DistType=RelDist
RelDistA=0	RelDistB=1	AbsDistA=0	AbsDistB=0.775377027232452	FOverLA=1.3	FOverLB=1.3
Frame=21	LoadPat="Q Spinta K0 SX"	CoordSys=GLOBAL	Type=Force	Dir=X	DistType=RelDist
RelDistA=0	RelDistB=1	AbsDistA=0	AbsDistB=0.775377027232452	FOverLA=1.9	FOverLB=1.9
Frame=21	LoadPat="WOOD SX SLD"	CoordSys=GLOBAL	Type=Force	Dir=X	DistType=RelDist
RelDistA=0	RelDistB=1	AbsDistA=0	AbsDistB=0.775377027232452	FOverLA=11.7	FOverLB=11.7
Frame=21	LoadPat="WOOD SX SLV"	CoordSys=GLOBAL	Type=Force	Dir=X	DistType=RelDist
RelDistA=0	RelDistB=1	AbsDistA=0	AbsDistB=0.775377027232452	FOverLA=19.4	FOverLB=19.4
Frame=22	LoadPat=Falda	CoordSys=Local	Type=Force	Dir=2	DistType=RelDist
RelDistA=0	RelDistB=1	AbsDistA=0	AbsDistB=0.775377027232496	FOverLA=110.2	FOverLB=110.2
Frame=22	LoadPat="Spinta Ka SX"	CoordSys=GLOBAL	Type=Force	Dir=X	DistType=RelDist
RelDistA=0	RelDistB=1	AbsDistA=0	AbsDistB=0.775377027232496	FOverLA=76.6	FOverLB=76.6
Frame=22	LoadPat="Spinta K0 SX"	CoordSys=GLOBAL	Type=Force	Dir=X	DistType=RelDist
RelDistA=0	RelDistB=1	AbsDistA=0	AbsDistB=0.775377027232496	FOverLA=114.9	FOverLB=114.9
Frame=22	LoadPat="Q Spinta Ka SX"	CoordSys=GLOBAL	Type=Force	Dir=X	DistType=RelDist
RelDistA=0	RelDistB=1	AbsDistA=0	AbsDistB=0.775377027232496	FOverLA=1.6	FOverLB=1.6



**Collegamento autostradale Asti – Cuneo – Tronco Il Lotto 6
PROGETTO ESECUTIVO
Galleria Verduno – Relazione di calcolo galleria artificiale – Lato Cherasco**

Frame=22	LoadPat="Q Spinta K0 SX"	CoordSys=GLOBAL	Type=Force	Dir=X	DistType=RelDist
RelDistA=0	RelDistB=1	AbsDistA=0	AbsDistB=0.775377027232496	FOverLA=2.3	FOverLB=2.3
Frame=22	LoadPat="WOOD SX SLD"	CoordSys=GLOBAL	Type=Force	Dir=X	DistType=RelDist
RelDistA=0	RelDistB=1	AbsDistA=0	AbsDistB=0.775377027232496	FOverLA=14.1	FOverLB=14.1
Frame=22	LoadPat="WOOD SX SLV"	CoordSys=GLOBAL	Type=Force	Dir=X	DistType=RelDist
RelDistA=0	RelDistB=1	AbsDistA=0	AbsDistB=0.775377027232496	FOverLA=23.4	FOverLB=23.4
Frame=23	LoadPat=Falda	CoordSys=Local	Type=Force	Dir=2	DistType=RelDist
RelDistB=1	AbsDistA=0	AbsDistB=0.775377027232412	FOverLA=106.3	FOverLB=106.3	RelDistA=0
Frame=23	LoadPat="Spinta Ka SX"	CoordSys=GLOBAL	Type=Force	Dir=X	DistType=RelDist
RelDistA=0	RelDistB=1	AbsDistA=0	AbsDistB=0.775377027232412	FOverLA=87	FOverLB=87
Frame=23	LoadPat="Spinta K0 SX"	CoordSys=GLOBAL	Type=Force	Dir=X	DistType=RelDist
RelDistA=0	RelDistB=1	AbsDistA=0	AbsDistB=0.775377027232412	FOverLA=130.5	FOverLB=130.5
Frame=23	LoadPat="Q Spinta Ka SX"	CoordSys=GLOBAL	Type=Force	Dir=X	DistType=RelDist
RelDistA=0	RelDistB=1	AbsDistA=0	AbsDistB=0.775377027232412	FOverLA=1.8	FOverLB=1.8
Frame=23	LoadPat="Q Spinta K0 SX"	CoordSys=GLOBAL	Type=Force	Dir=X	DistType=RelDist
RelDistA=0	RelDistB=1	AbsDistA=0	AbsDistB=0.775377027232412	FOverLA=2.7	FOverLB=2.7
Frame=23	LoadPat="WOOD SX SLD"	CoordSys=GLOBAL	Type=Force	Dir=X	DistType=RelDist
RelDistA=0	RelDistB=1	AbsDistA=0	AbsDistB=0.775377027232412	FOverLA=16.3	FOverLB=16.3
Frame=23	LoadPat="WOOD SX SLV"	CoordSys=GLOBAL	Type=Force	Dir=X	DistType=RelDist
RelDistA=0	RelDistB=1	AbsDistA=0	AbsDistB=0.775377027232412	FOverLA=27.2	FOverLB=27.2
Frame=24	LoadPat=Falda	CoordSys=Local	Type=Force	Dir=2	DistType=RelDist
RelDistB=1	AbsDistA=0	AbsDistB=0.775377027232474	FOverLA=101.8	FOverLB=101.8	RelDistA=0
Frame=24	LoadPat="Spinta Ka SX"	CoordSys=GLOBAL	Type=Force	Dir=X	DistType=RelDist
RelDistA=0	RelDistB=1	AbsDistA=0	AbsDistB=0.775377027232474	FOverLA=95.7	FOverLB=95.7
Frame=24	LoadPat="Spinta K0 SX"	CoordSys=GLOBAL	Type=Force	Dir=X	DistType=RelDist
RelDistA=0	RelDistB=1	AbsDistA=0	AbsDistB=0.775377027232474	FOverLA=143.6	FOverLB=143.6
Frame=24	LoadPat="Q Spinta Ka SX"	CoordSys=GLOBAL	Type=Force	Dir=X	DistType=RelDist
RelDistA=0	RelDistB=1	AbsDistA=0	AbsDistB=0.775377027232474	FOverLA=2.1	FOverLB=2.1
Frame=24	LoadPat="Q Spinta K0 SX"	CoordSys=GLOBAL	Type=Force	Dir=X	DistType=RelDist
RelDistA=0	RelDistB=1	AbsDistA=0	AbsDistB=0.775377027232474	FOverLA=3.1	FOverLB=3.1
Frame=24	LoadPat="WOOD SX SLD"	CoordSys=GLOBAL	Type=Force	Dir=X	DistType=RelDist
RelDistA=0	RelDistB=1	AbsDistA=0	AbsDistB=0.775377027232474	FOverLA=18.5	FOverLB=18.5
Frame=24	LoadPat="WOOD SX SLV"	CoordSys=GLOBAL	Type=Force	Dir=X	DistType=RelDist
RelDistA=0	RelDistB=1	AbsDistA=0	AbsDistB=0.775377027232474	FOverLA=30.8	FOverLB=30.8
Frame=25	LoadPat=Falda	CoordSys=Local	Type=Force	Dir=2	DistType=RelDist
RelDistB=1	AbsDistA=0	AbsDistB=0.775377027232422	FOverLA=96.8	FOverLB=96.8	RelDistA=0
Frame=25	LoadPat="Spinta Ka SX"	CoordSys=GLOBAL	Type=Force	Dir=X	DistType=RelDist
RelDistA=0	RelDistB=1	AbsDistA=0	AbsDistB=0.775377027232422	FOverLA=102.7	FOverLB=102.7
Frame=25	LoadPat="Spinta K0 SX"	CoordSys=GLOBAL	Type=Force	Dir=X	DistType=RelDist
RelDistA=0	RelDistB=1	AbsDistA=0	AbsDistB=0.775377027232422	FOverLA=154	FOverLB=154
Frame=25	LoadPat="Q Spinta Ka SX"	CoordSys=GLOBAL	Type=Force	Dir=X	DistType=RelDist
RelDistA=0	RelDistB=1	AbsDistA=0	AbsDistB=0.775377027232422	FOverLA=2.3	FOverLB=2.3
Frame=25	LoadPat="Q Spinta K0 SX"	CoordSys=GLOBAL	Type=Force	Dir=X	DistType=RelDist
RelDistA=0	RelDistB=1	AbsDistA=0	AbsDistB=0.775377027232422	FOverLA=3.4	FOverLB=3.4
Frame=25	LoadPat="WOOD SX SLD"	CoordSys=GLOBAL	Type=Force	Dir=X	DistType=RelDist
RelDistA=0	RelDistB=1	AbsDistA=0	AbsDistB=0.775377027232422	FOverLA=20.5	FOverLB=20.5
Frame=25	LoadPat="WOOD SX SLV"	CoordSys=GLOBAL	Type=Force	Dir=X	DistType=RelDist
RelDistA=0	RelDistB=1	AbsDistA=0	AbsDistB=0.775377027232422	FOverLA=34.2	FOverLB=34.2
Frame=26	LoadPat=Falda	CoordSys=Local	Type=Force	Dir=2	DistType=RelDist
RelDistB=1	AbsDistA=0	AbsDistB=0.775377027232445	FOverLA=91.2	FOverLB=91.2	RelDistA=0
Frame=26	LoadPat="Spinta Ka SX"	CoordSys=GLOBAL	Type=Force	Dir=X	DistType=RelDist
RelDistA=0	RelDistB=1	AbsDistA=0	AbsDistB=0.775377027232445	FOverLA=107.8	FOverLB=107.8
Frame=26	LoadPat="Spinta K0 SX"	CoordSys=GLOBAL	Type=Force	Dir=X	DistType=RelDist
RelDistA=0	RelDistB=1	AbsDistA=0	AbsDistB=0.775377027232445	FOverLA=161.8	FOverLB=161.8
Frame=26	LoadPat="Q Spinta Ka SX"	CoordSys=GLOBAL	Type=Force	Dir=X	DistType=RelDist
RelDistA=0	RelDistB=1	AbsDistA=0	AbsDistB=0.775377027232445	FOverLA=2.5	FOverLB=2.5
Frame=26	LoadPat="Q Spinta K0 SX"	CoordSys=GLOBAL	Type=Force	Dir=X	DistType=RelDist
RelDistA=0	RelDistB=1	AbsDistA=0	AbsDistB=0.775377027232445	FOverLA=3.7	FOverLB=3.7
Frame=26	LoadPat="WOOD SX SLD"	CoordSys=GLOBAL	Type=Force	Dir=X	DistType=RelDist
RelDistA=0	RelDistB=1	AbsDistA=0	AbsDistB=0.775377027232445	FOverLA=22.4	FOverLB=22.4
Frame=26	LoadPat="WOOD SX SLV"	CoordSys=GLOBAL	Type=Force	Dir=X	DistType=RelDist
RelDistA=0	RelDistB=1	AbsDistA=0	AbsDistB=0.775377027232445	FOverLA=37.3	FOverLB=37.3
Frame=27	LoadPat=Falda	CoordSys=Local	Type=Force	Dir=2	DistType=RelDist
RelDistB=1	AbsDistA=0	AbsDistB=1.02071619189758	FOverLA=88.3	FOverLB=88.3	RelDistA=0
Frame=27	LoadPat="Spinta Ka SX"	CoordSys=GLOBAL	Type=Force	Dir=X	DistType=RelDist
RelDistA=0	RelDistB=1	AbsDistA=0	AbsDistB=1.02071619189758	FOverLA=0	FOverLB=0
Frame=27	LoadPat="Spinta K0 SX"	CoordSys=GLOBAL	Type=Force	Dir=X	DistType=RelDist
RelDistA=0	RelDistB=1	AbsDistA=0	AbsDistB=1.02071619189758	FOverLA=0	FOverLB=0
Frame=27	LoadPat="Q Spinta Ka SX"	CoordSys=GLOBAL	Type=Force	Dir=X	DistType=RelDist
RelDistA=0	RelDistB=1	AbsDistA=0	AbsDistB=1.02071619189758	FOverLA=0	FOverLB=0
Frame=27	LoadPat="WOOD SX SLD"	CoordSys=GLOBAL	Type=Force	Dir=X	DistType=RelDist
RelDistA=0	RelDistB=1	AbsDistA=0	AbsDistB=1.02071619189758	FOverLA=0	FOverLB=0
Frame=27	LoadPat="WOOD SX SLV"	CoordSys=GLOBAL	Type=Force	Dir=X	DistType=RelDist
RelDistA=0	RelDistB=1	AbsDistA=0	AbsDistB=1.02071619189758	FOverLA=0	FOverLB=0
Frame=28	LoadPat=Falda	CoordSys=Local	Type=Force	Dir=2	DistType=RelDist
RelDistB=1	AbsDistA=0	AbsDistB=1.77659006164287	FOverLA=79.4	FOverLB=79.4	RelDistA=0
Frame=28	LoadPat="Spinta Ka SX"	CoordSys=GLOBAL	Type=Force	Dir=X	DistType=RelDist
RelDistA=0	RelDistB=1	AbsDistA=0	AbsDistB=1.77659006164287	FOverLA=132.8	FOverLB=132.8
Frame=28	LoadPat="Q Spinta K0 SX"	CoordSys=GLOBAL	Type=Force	Dir=X	DistType=RelDist
RelDistA=0	RelDistB=1	AbsDistA=0	AbsDistB=1.77659006164287	FOverLA=199.2	FOverLB=199.2



**Collegamento autostradale Asti – Cuneo – Tronco II Lotto 6
PROGETTO ESECUTIVO
Galleria Verduno – Relazione di calcolo galleria artificiale – Lato Cherasco**

Frame=28	LoadPat="Q Spinta Ka SX"	CoordSys=GLOBAL	Type=Force	Dir=X	DistType=RelDist
RelDistA=0	RelDistB=1	AbsDistA=0	AbsDistB=1.77659006164287	FOverLA=3.3	FOverLB=3.3
Frame=28	LoadPat="Q Spinta K0 SX"	CoordSys=GLOBAL	Type=Force	Dir=X	DistType=RelDist
RelDistA=0	RelDistB=1	AbsDistA=0	AbsDistB=1.77659006164287	FOverLA=5	FOverLB=5
Frame=28	LoadPat="WOOD SX SLD"	CoordSys=GLOBAL	Type=Force	Dir=X	DistType=RelDist
RelDistA=0	RelDistB=1	AbsDistA=0	AbsDistB=1.77659006164287	FOverLA=30	FOverLB=30
Frame=28	LoadPat="WOOD SX SLV"	CoordSys=GLOBAL	Type=Force	Dir=X	DistType=RelDist
RelDistA=0	RelDistB=1	AbsDistA=0	AbsDistB=1.77659006164287	FOverLA=50	FOverLB=50
Frame=31	LoadPat=Falda	CoordSys=Local	Type=Force	Dir=2	DistType=RelDist
RelDistA=0	AbsDistA=0	AbsDistB=1.77659006162576	FOverLA=79.4	FOverLB=79.4	RelDistA=0
Frame=31	LoadPat="Spinta Ka DX"	CoordSys=GLOBAL	Type=Force	Dir=X	DistType=RelDist
RelDistA=0	RelDistB=1	AbsDistA=0	AbsDistB=1.77659006162576	FOverLA=-132.8	FOverLB=-132.8
Frame=31	LoadPat="Spinta K0 DX"	CoordSys=GLOBAL	Type=Force	Dir=X	DistType=RelDist
RelDistA=0	RelDistB=1	AbsDistA=0	AbsDistB=1.77659006162576	FOverLA=-199.2	FOverLB=-199.2
Frame=31	LoadPat="Q Spinta Ka DX"	CoordSys=GLOBAL	Type=Force	Dir=X	DistType=RelDist
RelDistA=0	RelDistB=1	AbsDistA=0	AbsDistB=1.77659006162576	FOverLA=-3.3	FOverLB=-3.3
Frame=31	LoadPat="Q Spinta K0 DX"	CoordSys=GLOBAL	Type=Force	Dir=X	DistType=RelDist
RelDistA=0	RelDistB=1	AbsDistA=0	AbsDistB=1.77659006162576	FOverLA=-5	FOverLB=-5
Frame=32	LoadPat=Falda	CoordSys=Local	Type=Force	Dir=2	DistType=RelDist
RelDistA=0	AbsDistA=0	AbsDistB=1.02071619189758	FOverLA=88.3	FOverLB=88.3	RelDistA=0
Frame=32	LoadPat="Spinta Ka DX"	CoordSys=GLOBAL	Type=Force	Dir=X	DistType=RelDist
RelDistA=0	RelDistB=1	AbsDistA=0	AbsDistB=1.02071619189758	FOverLA=0	FOverLB=0
Frame=32	LoadPat="Spinta K0 DX"	CoordSys=GLOBAL	Type=Force	Dir=X	DistType=RelDist
RelDistA=0	RelDistB=1	AbsDistA=0	AbsDistB=1.02071619189758	FOverLA=0	FOverLB=0
Frame=32	LoadPat="Q Spinta Ka DX"	CoordSys=GLOBAL	Type=Force	Dir=X	DistType=RelDist
RelDistA=0	RelDistB=1	AbsDistA=0	AbsDistB=1.02071619189758	FOverLA=0	FOverLB=0
Frame=32	LoadPat="Q Spinta K0 DX"	CoordSys=GLOBAL	Type=Force	Dir=X	DistType=RelDist
RelDistA=0	RelDistB=1	AbsDistA=0	AbsDistB=1.02071619189758	FOverLA=0	FOverLB=0
Frame=33	LoadPat=Falda	CoordSys=Local	Type=Force	Dir=2	DistType=RelDist
RelDistA=0	AbsDistA=0	AbsDistB=0.775377027232446	FOverLA=91.2	FOverLB=91.2	RelDistA=0
Frame=33	LoadPat="Spinta Ka DX"	CoordSys=GLOBAL	Type=Force	Dir=X	DistType=RelDist
RelDistA=0	RelDistB=1	AbsDistA=0	AbsDistB=0.775377027232446	FOverLA=-107.8	FOverLB=-107.8
Frame=33	LoadPat="Spinta K0 DX"	CoordSys=GLOBAL	Type=Force	Dir=X	DistType=RelDist
RelDistA=0	RelDistB=1	AbsDistA=0	AbsDistB=0.775377027232446	FOverLA=-161.8	FOverLB=-161.8
Frame=33	LoadPat="Q Spinta Ka DX"	CoordSys=GLOBAL	Type=Force	Dir=X	DistType=RelDist
RelDistA=0	RelDistB=1	AbsDistA=0	AbsDistB=0.775377027232446	FOverLA=-2.5	FOverLB=-2.5
Frame=33	LoadPat="Q Spinta K0 DX"	CoordSys=GLOBAL	Type=Force	Dir=X	DistType=RelDist
RelDistA=0	RelDistB=1	AbsDistA=0	AbsDistB=0.775377027232446	FOverLA=-3.7	FOverLB=-3.7
Frame=34	LoadPat=Falda	CoordSys=Local	Type=Force	Dir=2	DistType=RelDist
RelDistA=0	AbsDistA=0	AbsDistB=0.775377027232421	FOverLA=96.8	FOverLB=96.8	RelDistA=0
Frame=34	LoadPat="Spinta Ka DX"	CoordSys=GLOBAL	Type=Force	Dir=X	DistType=RelDist
RelDistA=0	RelDistB=1	AbsDistA=0	AbsDistB=0.775377027232421	FOverLA=-102.7	FOverLB=-102.7
Frame=34	LoadPat="Spinta K0 DX"	CoordSys=GLOBAL	Type=Force	Dir=X	DistType=RelDist
RelDistA=0	RelDistB=1	AbsDistA=0	AbsDistB=0.775377027232421	FOverLA=-154	FOverLB=-154
Frame=34	LoadPat="Q Spinta Ka DX"	CoordSys=GLOBAL	Type=Force	Dir=X	DistType=RelDist
RelDistA=0	RelDistB=1	AbsDistA=0	AbsDistB=0.775377027232421	FOverLA=-2.3	FOverLB=-2.3
Frame=34	LoadPat="Q Spinta K0 DX"	CoordSys=GLOBAL	Type=Force	Dir=X	DistType=RelDist
RelDistA=0	RelDistB=1	AbsDistA=0	AbsDistB=0.775377027232421	FOverLA=-3.4	FOverLB=-3.4
Frame=35	LoadPat=Falda	CoordSys=Local	Type=Force	Dir=2	DistType=RelDist
RelDistA=0	AbsDistA=0	AbsDistB=0.775377027232474	FOverLA=101.8	FOverLB=101.8	RelDistA=0
Frame=35	LoadPat="Spinta Ka DX"	CoordSys=GLOBAL	Type=Force	Dir=X	DistType=RelDist
RelDistA=0	RelDistB=1	AbsDistA=0	AbsDistB=0.775377027232474	FOverLA=-95.7	FOverLB=-95.7
Frame=35	LoadPat="Spinta K0 DX"	CoordSys=GLOBAL	Type=Force	Dir=X	DistType=RelDist
RelDistA=0	RelDistB=1	AbsDistA=0	AbsDistB=0.775377027232474	FOverLA=-143.6	FOverLB=-143.6
Frame=35	LoadPat="Q Spinta Ka DX"	CoordSys=GLOBAL	Type=Force	Dir=X	DistType=RelDist
RelDistA=0	RelDistB=1	AbsDistA=0	AbsDistB=0.775377027232474	FOverLA=-2.1	FOverLB=-2.1
Frame=35	LoadPat="Q Spinta K0 DX"	CoordSys=GLOBAL	Type=Force	Dir=X	DistType=RelDist
RelDistA=0	RelDistB=1	AbsDistA=0	AbsDistB=0.775377027232474	FOverLA=-3.1	FOverLB=-3.1
Frame=36	LoadPat=Falda	CoordSys=Local	Type=Force	Dir=2	DistType=RelDist
RelDistA=0	AbsDistA=0	AbsDistB=0.775377027232412	FOverLA=106.3	FOverLB=106.3	RelDistA=0
Frame=36	LoadPat="Spinta Ka DX"	CoordSys=GLOBAL	Type=Force	Dir=X	DistType=RelDist
RelDistA=0	RelDistB=1	AbsDistA=0	AbsDistB=0.775377027232412	FOverLA=-87	FOverLB=-87
Frame=36	LoadPat="Spinta K0 DX"	CoordSys=GLOBAL	Type=Force	Dir=X	DistType=RelDist
RelDistA=0	RelDistB=1	AbsDistA=0	AbsDistB=0.775377027232412	FOverLA=-130.5	FOverLB=-130.5
Frame=36	LoadPat="Q Spinta Ka DX"	CoordSys=GLOBAL	Type=Force	Dir=X	DistType=RelDist
RelDistA=0	RelDistB=1	AbsDistA=0	AbsDistB=0.775377027232412	FOverLA=-1.8	FOverLB=-1.8
Frame=36	LoadPat="Q Spinta K0 DX"	CoordSys=GLOBAL	Type=Force	Dir=X	DistType=RelDist
RelDistA=0	RelDistB=1	AbsDistA=0	AbsDistB=0.775377027232412	FOverLA=-2.7	FOverLB=-2.7
Frame=37	LoadPat=Falda	CoordSys=Local	Type=Force	Dir=2	DistType=RelDist
RelDistA=0	AbsDistA=0	AbsDistB=0.775377027232497	FOverLA=110.2	FOverLB=110.2	RelDistA=0
Frame=37	LoadPat="Spinta Ka DX"	CoordSys=GLOBAL	Type=Force	Dir=X	DistType=RelDist
RelDistA=0	RelDistB=1	AbsDistA=0	AbsDistB=0.775377027232497	FOverLA=-76.6	FOverLB=-76.6
Frame=37	LoadPat="Spinta K0 DX"	CoordSys=GLOBAL	Type=Force	Dir=X	DistType=RelDist
RelDistA=0	RelDistB=1	AbsDistA=0	AbsDistB=0.775377027232497	FOverLA=-114.9	FOverLB=-114.9
Frame=37	LoadPat="Q Spinta Ka DX"	CoordSys=GLOBAL	Type=Force	Dir=X	DistType=RelDist
RelDistA=0	RelDistB=1	AbsDistA=0	AbsDistB=0.775377027232497	FOverLA=-1.6	FOverLB=-1.6
Frame=37	LoadPat="Q Spinta K0 DX"	CoordSys=GLOBAL	Type=Force	Dir=X	DistType=RelDist
RelDistA=0	RelDistB=1	AbsDistA=0	AbsDistB=0.775377027232497	FOverLA=-2.3	FOverLB=-2.3
Frame=38	LoadPat=Falda	CoordSys=Local	Type=Force	Dir=2	DistType=RelDist
RelDistA=0	AbsDistA=0	AbsDistB=0.775377027232452	FOverLA=113.6	FOverLB=113.6	RelDistA=0
Frame=38	LoadPat="Spinta Ka DX"	CoordSys=GLOBAL	Type=Force	Dir=X	DistType=RelDist
RelDistA=0	RelDistB=1	AbsDistA=0	AbsDistB=0.775377027232452	FOverLA=-64.8	FOverLB=-64.8



**Collegamento autostradale Asti – Cuneo – Tronco II Lotto 6
PROGETTO ESECUTIVO
Galleria Verduno – Relazione di calcolo galleria artificiale – Lato Cherasco**

Frame=38	LoadPat="Spinta K0 DX"	CoordSys=GLOBAL	Type=Force	Dir=X	DistType=RelDist
RelDistA=0	RelDistB=1	AbsDistA=0	AbsDistB=0.775377027232452	FOverLA=-97.2	FOverLB=-97.2
Frame=38	LoadPat="Q Spinta Ka DX"	CoordSys=GLOBAL	Type=Force	Dir=X	DistType=RelDist
RelDistA=0	RelDistB=1	AbsDistA=0	AbsDistB=0.775377027232452	FOverLA=-1.3	FOverLB=-1.3
Frame=38	LoadPat="Q Spinta K0 DX"	CoordSys=GLOBAL	Type=Force	Dir=X	DistType=RelDist
RelDistA=0	RelDistB=1	AbsDistA=0	AbsDistB=0.775377027232452	FOverLA=-1.9	FOverLB=-1.9
Frame=39	LoadPat=Falda	CoordSys=Local	Type=Force	Dir=2	DistType=RelDist
RelDistB=1	AbsDistA=0	AbsDistB=0.775377027232453	FOverLA=116.2	FOverLB=116.2	
Frame=39	LoadPat="Spinta Ka DX"	CoordSys=GLOBAL	Type=Force	Dir=X	DistType=RelDist
RelDistA=0	RelDistB=1	AbsDistA=0	AbsDistB=0.775377027232453	FOverLA=-51.8	FOverLB=-51.8
Frame=39	LoadPat="Q Spinta K0 DX"	CoordSys=GLOBAL	Type=Force	Dir=X	DistType=RelDist
RelDistA=0	RelDistB=1	AbsDistA=0	AbsDistB=0.775377027232453	FOverLA=-77.7	FOverLB=-77.7
Frame=39	LoadPat="Q Spinta Ka DX"	CoordSys=GLOBAL	Type=Force	Dir=X	DistType=RelDist
RelDistA=0	RelDistB=1	AbsDistA=0	AbsDistB=0.775377027232453	FOverLA=-1	FOverLB=-1
Frame=39	LoadPat="Q Spinta K0 DX"	CoordSys=GLOBAL	Type=Force	Dir=X	DistType=RelDist
RelDistA=0	RelDistB=1	AbsDistA=0	AbsDistB=0.775377027232453	FOverLA=-1.5	FOverLB=-1.5
Frame=40	LoadPat=Falda	CoordSys=Local	Type=Force	Dir=2	DistType=RelDist
RelDistB=1	AbsDistA=0	AbsDistB=0.775377027232449	FOverLA=118.3	FOverLB=118.3	
Frame=40	LoadPat="Spinta Ka DX"	CoordSys=GLOBAL	Type=Force	Dir=X	DistType=RelDist
RelDistA=0	RelDistB=1	AbsDistA=0	AbsDistB=0.775377027232449	FOverLA=-37.7	FOverLB=-37.7
Frame=40	LoadPat="Spinta K0 DX"	CoordSys=GLOBAL	Type=Force	Dir=X	DistType=RelDist
RelDistA=0	RelDistB=1	AbsDistA=0	AbsDistB=0.775377027232449	FOverLA=-56.6	FOverLB=-56.6
Frame=40	LoadPat="Q Spinta Ka DX"	CoordSys=GLOBAL	Type=Force	Dir=X	DistType=RelDist
RelDistA=0	RelDistB=1	AbsDistA=0	AbsDistB=0.775377027232449	FOverLA=-0.7	FOverLB=-0.7
Frame=40	LoadPat="Q Spinta K0 DX"	CoordSys=GLOBAL	Type=Force	Dir=X	DistType=RelDist
RelDistA=0	RelDistB=1	AbsDistA=0	AbsDistB=0.775377027232449	FOverLA=-1.1	FOverLB=-1.1
Frame=41	LoadPat=Falda	CoordSys=Local	Type=Force	Dir=2	DistType=RelDist
RelDistB=1	AbsDistA=0	AbsDistB=0.775377027232405	FOverLA=119.6	FOverLB=119.6	
Frame=41	LoadPat="Spinta Ka DX"	CoordSys=GLOBAL	Type=Force	Dir=X	DistType=RelDist
RelDistA=0	RelDistB=1	AbsDistA=0	AbsDistB=0.775377027232405	FOverLA=-22.9	FOverLB=-22.9
Frame=41	LoadPat="Spinta K0 DX"	CoordSys=GLOBAL	Type=Force	Dir=X	DistType=RelDist
RelDistA=0	RelDistB=1	AbsDistA=0	AbsDistB=0.775377027232405	FOverLA=-34.4	FOverLB=-34.4
Frame=41	LoadPat="Q Spinta Ka DX"	CoordSys=GLOBAL	Type=Force	Dir=X	DistType=RelDist
RelDistA=0	RelDistB=1	AbsDistA=0	AbsDistB=0.775377027232405	FOverLA=-0.4	FOverLB=-0.4
Frame=41	LoadPat="Q Spinta K0 DX"	CoordSys=GLOBAL	Type=Force	Dir=X	DistType=RelDist
RelDistA=0	RelDistB=1	AbsDistA=0	AbsDistB=0.775377027232405	FOverLA=-0.7	FOverLB=-0.7
Frame=42	LoadPat=Falda	CoordSys=Local	Type=Force	Dir=2	DistType=RelDist
RelDistB=1	AbsDistA=0	AbsDistB=0.775377027231608	FOverLA=120.3	FOverLB=120.3	
Frame=42	LoadPat="Spinta Ka DX"	CoordSys=GLOBAL	Type=Force	Dir=X	DistType=RelDist
RelDistA=0	RelDistB=1	AbsDistA=0	AbsDistB=0.775377027231608	FOverLA=-7.7	FOverLB=-7.7
Frame=42	LoadPat="Spinta K0 DX"	CoordSys=GLOBAL	Type=Force	Dir=X	DistType=RelDist
RelDistA=0	RelDistB=1	AbsDistA=0	AbsDistB=0.775377027231608	FOverLA=-11.5	FOverLB=-11.5
Frame=42	LoadPat="Q Spinta Ka DX"	CoordSys=GLOBAL	Type=Force	Dir=X	DistType=RelDist
RelDistA=0	RelDistB=1	AbsDistA=0	AbsDistB=0.775377027231608	FOverLA=-0.1	FOverLB=-0.1
Frame=42	LoadPat="Q Spinta K0 DX"	CoordSys=GLOBAL	Type=Force	Dir=X	DistType=RelDist
RelDistA=0	RelDistB=1	AbsDistA=0	AbsDistB=0.775377027231608	FOverLA=-0.2	FOverLB=-0.2
Frame=43	LoadPat=Falda	CoordSys=Local	Type=Force	Dir=2	DistType=RelDist
RelDistB=1	AbsDistA=0	AbsDistB=0.945799052067496	FOverLA=0	FOverLB=0	
Frame=43	LoadPat=Ricoprimento	CoordSys=GLOBAL	Type=Force	Dir=Gravity	DistType=RelDist
RelDistA=0	RelDistB=1	AbsDistA=0	AbsDistB=0.945799052067496	FOverLA=80.4	FOverLB=80.4
Frame=43	LoadPat="Spinta Ka DX"	CoordSys=GLOBAL	Type=Force	Dir=X	DistType=RelDist
RelDistA=0	RelDistB=1	AbsDistA=0	AbsDistB=0.945799052067496	FOverLA=-1.7	FOverLB=-1.7
Frame=43	LoadPat="Spinta K0 DX"	CoordSys=GLOBAL	Type=Force	Dir=X	DistType=RelDist
RelDistA=0	RelDistB=1	AbsDistA=0	AbsDistB=0.945799052067496	FOverLA=-2.6	FOverLB=-2.6
Frame=43	LoadPat=Q	CoordSys=GLOBAL	Type=Force	Dir=Gravity	DistType=RelDist
RelDistB=1	AbsDistA=0	AbsDistB=0.945799052067496	FOverLA=10	FOverLB=10	
Frame=43	LoadPat="Q Spinta Ka DX"	CoordSys=GLOBAL	Type=Force	Dir=X	DistType=RelDist
RelDistA=0	RelDistB=1	AbsDistA=0	AbsDistB=0.945799052067496	FOverLA=-0.2	FOverLB=-0.2
Frame=43	LoadPat="Q Spinta K0 DX"	CoordSys=GLOBAL	Type=Force	Dir=X	DistType=RelDist
RelDistA=0	RelDistB=1	AbsDistA=0	AbsDistB=0.945799052067496	FOverLA=-0.3	FOverLB=-0.3
Frame=44	LoadPat=Falda	CoordSys=Local	Type=Force	Dir=2	DistType=RelDist
RelDistB=1	AbsDistA=0	AbsDistB=0.945799052068506	FOverLA=0	FOverLB=0	
Frame=44	LoadPat=Ricoprimento	CoordSys=GLOBAL	Type=Force	Dir=Gravity	DistType=RelDist
RelDistA=0	RelDistB=1	AbsDistA=0	AbsDistB=0.945799052068506	FOverLA=81.5	FOverLB=81.5
Frame=44	LoadPat="Spinta Ka DX"	CoordSys=GLOBAL	Type=Force	Dir=X	DistType=RelDist
RelDistA=0	RelDistB=1	AbsDistA=0	AbsDistB=0.945799052068506	FOverLA=-5.3	FOverLB=-5.3
Frame=44	LoadPat="Spinta K0 DX"	CoordSys=GLOBAL	Type=Force	Dir=X	DistType=RelDist
RelDistA=0	RelDistB=1	AbsDistA=0	AbsDistB=0.945799052068506	FOverLA=-8	FOverLB=-8
Frame=44	LoadPat=Q	CoordSys=GLOBAL	Type=Force	Dir=Gravity	DistType=RelDist
RelDistB=1	AbsDistA=0	AbsDistB=0.945799052068506	FOverLA=9.8	FOverLB=9.8	
Frame=44	LoadPat="Q Spinta Ka DX"	CoordSys=GLOBAL	Type=Force	Dir=X	DistType=RelDist
RelDistA=0	RelDistB=1	AbsDistA=0	AbsDistB=0.945799052068506	FOverLA=-0.6	FOverLB=-0.6
Frame=44	LoadPat="Q Spinta K0 DX"	CoordSys=GLOBAL	Type=Force	Dir=X	DistType=RelDist
RelDistA=0	RelDistB=1	AbsDistA=0	AbsDistB=0.945799052068506	FOverLA=-1	FOverLB=-1
Frame=45	LoadPat=Falda	CoordSys=Local	Type=Force	Dir=2	DistType=RelDist
RelDistB=1	AbsDistA=0	AbsDistB=0.945799052068553	FOverLA=0	FOverLB=0	
Frame=45	LoadPat=Ricoprimento	CoordSys=GLOBAL	Type=Force	Dir=Gravity	DistType=RelDist
RelDistA=0	RelDistB=1	AbsDistA=0	AbsDistB=0.945799052068553	FOverLA=83.3	FOverLB=83.3
Frame=45	LoadPat="Spinta Ka DX"	CoordSys=GLOBAL	Type=Force	Dir=X	DistType=RelDist
RelDistA=0	RelDistB=1	AbsDistA=0	AbsDistB=0.945799052068553	FOverLA=-9.3	FOverLB=-9.3
Frame=45	LoadPat="Spinta K0 DX"	CoordSys=GLOBAL	Type=Force	Dir=X	DistType=RelDist
RelDistA=0	RelDistB=1	AbsDistA=0	AbsDistB=0.945799052068553	FOverLA=-14	FOverLB=-14



Collegamento autostradale Asti – Cuneo – Tronco II Lotto 6
PROGETTO ESECUTIVO
Galleria Verduno – Relazione di calcolo galleria artificiale – Lato Cherasco

Frame=45	LoadPat=Q	CoordSys=GLOBAL	Type=Force	Dir=Gravity	DistType=RelDist	RelDistA=0
RelDistB=1	AbsDistA=0	AbsDistB=0.945799052068553	FOverLA=9.5	FOverLB=9.5		
Frame=45	LoadPat="Q Spinta Ka DX"	CoordSys=GLOBAL	Type=Force	Dir=X	DistType=RelDist	
RelDistA=0	RelDistB=1	AbsDistA=0	AbsDistB=0.945799052068553	FOverLA=-1.1	FOverLB=-1.1	
Frame=45	LoadPat="Q Spinta K0 DX"	CoordSys=GLOBAL	Type=Force	Dir=X	DistType=RelDist	
RelDistA=0	RelDistB=1	AbsDistA=0	AbsDistB=0.945799052068553	FOverLA=-1.6	FOverLB=-1.6	
Frame=46	LoadPat=Falda	CoordSys=Local	Type=Force	Dir=2	DistType=RelDist	RelDistA=0
RelDistB=1	AbsDistA=0	AbsDistB=0.945799052068499	FOverLA=0	FOverLB=0		
Frame=46	LoadPat=Ricoprimento	CoordSys=GLOBAL	Type=Force	Dir=Gravity	DistType=RelDist	
RelDistA=0	RelDistB=1	AbsDistA=0	AbsDistB=0.945799052068499	FOverLA=85.4	FOverLB=85.4	
Frame=46	LoadPat="Spinta Ka DX"	CoordSys=GLOBAL	Type=Force	Dir=X	DistType=RelDist	
RelDistA=0	RelDistB=1	AbsDistA=0	AbsDistB=0.945799052068499	FOverLA=-13.9	FOverLB=-13.9	
Frame=46	LoadPat="Spinta K0 DX"	CoordSys=GLOBAL	Type=Force	Dir=X	DistType=RelDist	
RelDistA=0	RelDistB=1	AbsDistA=0	AbsDistB=0.945799052068499	FOverLA=-20.8	FOverLB=-20.8	
Frame=46	LoadPat=Q	CoordSys=GLOBAL	Type=Force	Dir=Gravity	DistType=RelDist	RelDistA=0
RelDistB=1	AbsDistA=0	AbsDistB=0.945799052068499	FOverLA=9	FOverLB=9		
Frame=46	LoadPat="Q Spinta Ka DX"	CoordSys=GLOBAL	Type=Force	Dir=X	DistType=RelDist	
RelDistA=0	RelDistB=1	AbsDistA=0	AbsDistB=0.945799052068499	FOverLA=-1.5	FOverLB=-1.5	
Frame=46	LoadPat="Q Spinta K0 DX"	CoordSys=GLOBAL	Type=Force	Dir=X	DistType=RelDist	
RelDistA=0	RelDistB=1	AbsDistA=0	AbsDistB=0.945799052068499	FOverLA=-2.2	FOverLB=-2.2	
Frame=47	LoadPat=Falda	CoordSys=Local	Type=Force	Dir=2	DistType=RelDist	RelDistA=0
RelDistB=1	AbsDistA=0	AbsDistB=0.945799052068503	FOverLA=0	FOverLB=0		
Frame=47	LoadPat=Ricoprimento	CoordSys=GLOBAL	Type=Force	Dir=Gravity	DistType=RelDist	
RelDistA=0	RelDistB=1	AbsDistA=0	AbsDistB=0.945799052068503	FOverLA=87.1	FOverLB=87.1	
Frame=47	LoadPat="Spinta Ka DX"	CoordSys=GLOBAL	Type=Force	Dir=X	DistType=RelDist	
RelDistA=0	RelDistB=1	AbsDistA=0	AbsDistB=0.945799052068503	FOverLA=-19.2	FOverLB=-19.2	
Frame=47	LoadPat="Spinta K0 DX"	CoordSys=GLOBAL	Type=Force	Dir=X	DistType=RelDist	
RelDistA=0	RelDistB=1	AbsDistA=0	AbsDistB=0.945799052068503	FOverLA=-28.8	FOverLB=-28.8	
Frame=47	LoadPat=Q	CoordSys=GLOBAL	Type=Force	Dir=Gravity	DistType=RelDist	RelDistA=0
RelDistB=1	AbsDistA=0	AbsDistB=0.945799052068503	FOverLA=8.3	FOverLB=8.3		
Frame=47	LoadPat="Q Spinta Ka DX"	CoordSys=GLOBAL	Type=Force	Dir=X	DistType=RelDist	
RelDistA=0	RelDistB=1	AbsDistA=0	AbsDistB=0.945799052068503	FOverLA=-1.8	FOverLB=-1.8	
Frame=47	LoadPat="Q Spinta K0 DX"	CoordSys=GLOBAL	Type=Force	Dir=X	DistType=RelDist	
RelDistA=0	RelDistB=1	AbsDistA=0	AbsDistB=0.945799052068503	FOverLA=-2.8	FOverLB=-2.8	
Frame=48	LoadPat=Falda	CoordSys=Local	Type=Force	Dir=2	DistType=RelDist	RelDistA=0
RelDistB=1	AbsDistA=0	AbsDistB=0.945799052068637	FOverLA=0	FOverLB=0		
Frame=48	LoadPat=Ricoprimento	CoordSys=GLOBAL	Type=Force	Dir=Gravity	DistType=RelDist	
RelDistA=0	RelDistB=1	AbsDistA=0	AbsDistB=0.945799052068637	FOverLA=87.6	FOverLB=87.6	
Frame=48	LoadPat="Spinta Ka DX"	CoordSys=GLOBAL	Type=Force	Dir=X	DistType=RelDist	
RelDistA=0	RelDistB=1	AbsDistA=0	AbsDistB=0.945799052068637	FOverLA=-25.3	FOverLB=-25.3	
Frame=48	LoadPat="Spinta K0 DX"	CoordSys=GLOBAL	Type=Force	Dir=X	DistType=RelDist	
RelDistA=0	RelDistB=1	AbsDistA=0	AbsDistB=0.945799052068637	FOverLA=-37.9	FOverLB=-37.9	
Frame=48	LoadPat=Q	CoordSys=GLOBAL	Type=Force	Dir=Gravity	DistType=RelDist	RelDistA=0
RelDistB=1	AbsDistA=0	AbsDistB=0.945799052068637	FOverLA=7.6	FOverLB=7.6		
Frame=48	LoadPat="Q Spinta Ka DX"	CoordSys=GLOBAL	Type=Force	Dir=X	DistType=RelDist	
RelDistA=0	RelDistB=1	AbsDistA=0	AbsDistB=0.945799052068637	FOverLA=-2.2	FOverLB=-2.2	
Frame=48	LoadPat="Q Spinta K0 DX"	CoordSys=GLOBAL	Type=Force	Dir=X	DistType=RelDist	
RelDistA=0	RelDistB=1	AbsDistA=0	AbsDistB=0.945799052068637	FOverLA=-3.3	FOverLB=-3.3	
Frame=49	LoadPat=Falda	CoordSys=Local	Type=Force	Dir=2	DistType=RelDist	RelDistA=0
RelDistB=1	AbsDistA=0	AbsDistB=0.946461273071228	FOverLA=0	FOverLB=0		
Frame=49	LoadPat=Ricoprimento	CoordSys=GLOBAL	Type=Force	Dir=Gravity	DistType=RelDist	
RelDistA=0	RelDistB=1	AbsDistA=0	AbsDistB=0.946461273071228	FOverLA=91	FOverLB=91	
Frame=49	LoadPat="Spinta Ka DX"	CoordSys=GLOBAL	Type=Force	Dir=X	DistType=RelDist	
RelDistA=0	RelDistB=1	AbsDistA=0	AbsDistB=0.946461273071228	FOverLA=-30.3	FOverLB=-30.3	
Frame=49	LoadPat="Spinta K0 DX"	CoordSys=GLOBAL	Type=Force	Dir=X	DistType=RelDist	
RelDistA=0	RelDistB=1	AbsDistA=0	AbsDistB=0.946461273071228	FOverLA=-45.5	FOverLB=-45.5	
Frame=49	LoadPat=Q	CoordSys=GLOBAL	Type=Force	Dir=Gravity	DistType=RelDist	RelDistA=0
RelDistB=1	AbsDistA=0	AbsDistB=0.946461273071228	FOverLA=7.1	FOverLB=7.1		
Frame=49	LoadPat="Q Spinta Ka DX"	CoordSys=GLOBAL	Type=Force	Dir=X	DistType=RelDist	
RelDistA=0	RelDistB=1	AbsDistA=0	AbsDistB=0.946461273071228	FOverLA=-2.4	FOverLB=-2.4	
Frame=49	LoadPat="Q Spinta K0 DX"	CoordSys=GLOBAL	Type=Force	Dir=X	DistType=RelDist	
RelDistA=0	RelDistB=1	AbsDistA=0	AbsDistB=0.946461273071228	FOverLA=-3.5	FOverLB=-3.5	
Frame=50	LoadPat=Falda	CoordSys=Local	Type=Force	Dir=2	DistType=RelDist	RelDistA=0
RelDistB=1	AbsDistA=0	AbsDistB=0.94646176701863	FOverLA=0	FOverLB=0		
Frame=50	LoadPat=Ricoprimento	CoordSys=GLOBAL	Type=Force	Dir=Gravity	DistType=RelDist	
RelDistA=0	RelDistB=1	AbsDistA=0	AbsDistB=0.94646176701863	FOverLA=100.5	FOverLB=100.5	
Frame=50	LoadPat="Spinta Ka DX"	CoordSys=GLOBAL	Type=Force	Dir=X	DistType=RelDist	
RelDistA=0	RelDistB=1	AbsDistA=0	AbsDistB=0.94646176701863	FOverLA=-33.5	FOverLB=-33.5	
Frame=50	LoadPat="Spinta K0 DX"	CoordSys=GLOBAL	Type=Force	Dir=X	DistType=RelDist	
RelDistA=0	RelDistB=1	AbsDistA=0	AbsDistB=0.94646176701863	FOverLA=-50.2	FOverLB=-50.2	
Frame=50	LoadPat=Q	CoordSys=GLOBAL	Type=Force	Dir=Gravity	DistType=RelDist	RelDistA=0
RelDistB=1	AbsDistA=0	AbsDistB=0.94646176701863	FOverLA=7.1	FOverLB=7.1		
Frame=50	LoadPat="Q Spinta Ka DX"	CoordSys=GLOBAL	Type=Force	Dir=X	DistType=RelDist	
RelDistA=0	RelDistB=1	AbsDistA=0	AbsDistB=0.94646176701863	FOverLA=-2.4	FOverLB=-2.4	
Frame=50	LoadPat="Q Spinta K0 DX"	CoordSys=GLOBAL	Type=Force	Dir=X	DistType=RelDist	
RelDistA=0	RelDistB=1	AbsDistA=0	AbsDistB=0.94646176701863	FOverLA=-3.5	FOverLB=-3.5	
Frame=51	LoadPat=Falda	CoordSys=Local	Type=Force	Dir=2	DistType=RelDist	RelDistA=0
RelDistB=1	AbsDistA=0	AbsDistB=0.946461767018558	FOverLA=0	FOverLB=0		
Frame=51	LoadPat=Ricoprimento	CoordSys=GLOBAL	Type=Force	Dir=Gravity	DistType=RelDist	
RelDistA=0	RelDistB=1	AbsDistA=0	AbsDistB=0.946461767018558	FOverLA=109.9	FOverLB=109.9	
Frame=51	LoadPat="Spinta Ka DX"	CoordSys=GLOBAL	Type=Force	Dir=X	DistType=RelDist	
RelDistA=0	RelDistB=1	AbsDistA=0	AbsDistB=0.946461767018558	FOverLA=-36.6	FOverLB=-36.6	



**Collegamento autostradale Asti – Cuneo – Tronco II Lotto 6
PROGETTO ESECUTIVO
Galleria Verduno – Relazione di calcolo galleria artificiale – Lato Cherasco**

Frame=51 LoadPat="Spinta K0 DX" CoordSys=GLOBAL Type=Force Dir=X DistType=RelDist
RelDistA=0 RelDistB=1 AbsDistA=0 AbsDistB=0.946461767018558 FOverLA=-55 FOverLB=-55
Frame=51 LoadPat=Q CoordSys=GLOBAL Type=Force Dir=Gravity DistType=RelDist RelDistA=0
RelDistB=1 AbsDistA=0 AbsDistB=0.946461767018558 FOverLA=7.1 FOverLB=7.1
Frame=51 LoadPat="Q Spinta Ka DX" CoordSys=GLOBAL Type=Force Dir=X DistType=RelDist
RelDistA=0 RelDistB=1 AbsDistA=0 AbsDistB=0.946461767018558 FOverLA=-2.4 FOverLB=-2.4
Frame=51 LoadPat="Q Spinta K0 DX" CoordSys=GLOBAL Type=Force Dir=X DistType=RelDist
RelDistA=0 RelDistB=1 AbsDistA=0 AbsDistB=0.946461767018558 FOverLA=-3.5 FOverLB=-3.5
Frame=52 LoadPat=Falda CoordSys=Local Type=Force Dir=2 DistType=RelDist RelDistA=0
RelDistB=1 AbsDistA=0 AbsDistB=0.94646176701863 FOverLA=4.4 FOverLB=4.4
Frame=52 LoadPat=Ricoprimento CoordSys=GLOBAL Type=Force Dir=Gravity DistType=RelDist
RelDistA=0 RelDistB=1 AbsDistA=0 AbsDistB=0.94646176701863 FOverLA=122.5 FOverLB=122.5
Frame=52 LoadPat="Spinta Ka DX" CoordSys=GLOBAL Type=Force Dir=X DistType=RelDist
RelDistA=0 RelDistB=1 AbsDistA=0 AbsDistB=0.94646176701863 FOverLA=-40.8 FOverLB=-40.8
Frame=52 LoadPat="Spinta K0 DX" CoordSys=GLOBAL Type=Force Dir=X DistType=RelDist
RelDistA=0 RelDistB=1 AbsDistA=0 AbsDistB=0.94646176701863 FOverLA=-61.3 FOverLB=-61.3
Frame=52 LoadPat=Q CoordSys=GLOBAL Type=Force Dir=Gravity DistType=RelDist RelDistA=0
RelDistB=1 AbsDistA=0 AbsDistB=0.94646176701863 FOverLA=7.1 FOverLB=7.1
Frame=52 LoadPat="Q Spinta Ka DX" CoordSys=GLOBAL Type=Force Dir=X DistType=RelDist
RelDistA=0 RelDistB=1 AbsDistA=0 AbsDistB=0.94646176701863 FOverLA=-2.4 FOverLB=-2.4
Frame=52 LoadPat="Q Spinta K0 DX" CoordSys=GLOBAL Type=Force Dir=X DistType=RelDist
RelDistA=0 RelDistB=1 AbsDistA=0 AbsDistB=0.94646176701863 FOverLA=-3.5 FOverLB=-3.5
Frame=53 LoadPat=Falda CoordSys=Local Type=Force Dir=2 DistType=RelDist RelDistA=0
RelDistB=1 AbsDistA=0 AbsDistB=1.0464771158723 FOverLA=13 FOverLB=13
Frame=53 LoadPat="Spinta Ka DX" CoordSys=GLOBAL Type=Force Dir=X DistType=RelDist
RelDistA=0 RelDistB=1 AbsDistA=0 AbsDistB=1.0464771158723 FOverLA=-66.3 FOverLB=-66.3
Frame=53 LoadPat="Spinta K0 DX" CoordSys=GLOBAL Type=Force Dir=X DistType=RelDist
RelDistA=0 RelDistB=1 AbsDistA=0 AbsDistB=1.0464771158723 FOverLA=-99.5 FOverLB=-99.5
Frame=53 LoadPat="Q Spinta Ka DX" CoordSys=GLOBAL Type=Force Dir=X DistType=RelDist
RelDistA=0 RelDistB=1 AbsDistA=0 AbsDistB=1.0464771158723 FOverLA=-3.3 FOverLB=-3.3
Frame=53 LoadPat="Q Spinta K0 DX" CoordSys=GLOBAL Type=Force Dir=X DistType=RelDist
RelDistA=0 RelDistB=1 AbsDistA=0 AbsDistB=1.0464771158723 FOverLA=-5 FOverLB=-5
Frame=54 LoadPat=Falda CoordSys=Local Type=Force Dir=2 DistType=RelDist RelDistA=0
RelDistB=1 AbsDistA=0 AbsDistB=1.04647711587235 FOverLA=23.5 FOverLB=23.5
Frame=54 LoadPat="Spinta Ka DX" CoordSys=GLOBAL Type=Force Dir=X DistType=RelDist
RelDistA=0 RelDistB=1 AbsDistA=0 AbsDistB=1.04647711587235 FOverLA=-76.8 FOverLB=-76.8
Frame=54 LoadPat="Spinta K0 DX" CoordSys=GLOBAL Type=Force Dir=X DistType=RelDist
RelDistA=0 RelDistB=1 AbsDistA=0 AbsDistB=1.04647711587235 FOverLA=-115.2 FOverLB=-115.2
Frame=54 LoadPat="Q Spinta Ka DX" CoordSys=GLOBAL Type=Force Dir=X DistType=RelDist
RelDistA=0 RelDistB=1 AbsDistA=0 AbsDistB=1.04647711587235 FOverLA=-3.3 FOverLB=-3.3
Frame=54 LoadPat="Q Spinta K0 DX" CoordSys=GLOBAL Type=Force Dir=X DistType=RelDist
RelDistA=0 RelDistB=1 AbsDistA=0 AbsDistB=1.04647711587235 FOverLA=-5 FOverLB=-5
Frame=55 LoadPat=Falda CoordSys=Local Type=Force Dir=2 DistType=RelDist RelDistA=0
RelDistB=1 AbsDistA=0 AbsDistB=1.04647711587228 FOverLA=33.9 FOverLB=33.9
Frame=55 LoadPat="Spinta Ka DX" CoordSys=GLOBAL Type=Force Dir=X DistType=RelDist
RelDistA=0 RelDistB=1 AbsDistA=0 AbsDistB=1.04647711587228 FOverLA=-87.3 FOverLB=-87.3
Frame=55 LoadPat="Spinta K0 DX" CoordSys=GLOBAL Type=Force Dir=X DistType=RelDist
RelDistA=0 RelDistB=1 AbsDistA=0 AbsDistB=1.04647711587228 FOverLA=-130.9 FOverLB=-130.9
Frame=55 LoadPat="Q Spinta Ka DX" CoordSys=GLOBAL Type=Force Dir=X DistType=RelDist
RelDistA=0 RelDistB=1 AbsDistA=0 AbsDistB=1.04647711587228 FOverLA=-3.3 FOverLB=-3.3
Frame=55 LoadPat="Q Spinta K0 DX" CoordSys=GLOBAL Type=Force Dir=X DistType=RelDist
RelDistA=0 RelDistB=1 AbsDistA=0 AbsDistB=1.04647711587228 FOverLA=-5 FOverLB=-5
Frame=56 LoadPat=Falda CoordSys=Local Type=Force Dir=2 DistType=RelDist RelDistA=0
RelDistB=1 AbsDistA=0 AbsDistB=1.04647711587228 FOverLA=44.4 FOverLB=44.4
Frame=56 LoadPat="Spinta Ka DX" CoordSys=GLOBAL Type=Force Dir=X DistType=RelDist
RelDistA=0 RelDistB=1 AbsDistA=0 AbsDistB=1.04647711587228 FOverLA=-97.7 FOverLB=-97.7
Frame=56 LoadPat="Spinta K0 DX" CoordSys=GLOBAL Type=Force Dir=X DistType=RelDist
RelDistA=0 RelDistB=1 AbsDistA=0 AbsDistB=1.04647711587228 FOverLA=-146.6 FOverLB=-146.6
Frame=56 LoadPat="Q Spinta Ka DX" CoordSys=GLOBAL Type=Force Dir=X DistType=RelDist
RelDistA=0 RelDistB=1 AbsDistA=0 AbsDistB=1.04647711587228 FOverLA=-3.3 FOverLB=-3.3
Frame=56 LoadPat="Q Spinta K0 DX" CoordSys=GLOBAL Type=Force Dir=X DistType=RelDist
RelDistA=0 RelDistB=1 AbsDistA=0 AbsDistB=1.04647711587228 FOverLA=-5 FOverLB=-5
Frame=57 LoadPat=Falda CoordSys=Local Type=Force Dir=2 DistType=RelDist RelDistA=0
RelDistB=1 AbsDistA=0 AbsDistB=1.04647711587234 FOverLA=54.9 FOverLB=54.9
Frame=57 LoadPat="Spinta Ka DX" CoordSys=GLOBAL Type=Force Dir=X DistType=RelDist
RelDistA=0 RelDistB=1 AbsDistA=0 AbsDistB=1.04647711587234 FOverLA=-108.2 FOverLB=-108.2
Frame=57 LoadPat="Spinta K0 DX" CoordSys=GLOBAL Type=Force Dir=X DistType=RelDist
RelDistA=0 RelDistB=1 AbsDistA=0 AbsDistB=1.04647711587234 FOverLA=-162.3 FOverLB=-162.3
Frame=57 LoadPat="Q Spinta Ka DX" CoordSys=GLOBAL Type=Force Dir=X DistType=RelDist
RelDistA=0 RelDistB=1 AbsDistA=0 AbsDistB=1.04647711587234 FOverLA=-3.3 FOverLB=-3.3
Frame=57 LoadPat="Q Spinta K0 DX" CoordSys=GLOBAL Type=Force Dir=X DistType=RelDist
RelDistA=0 RelDistB=1 AbsDistA=0 AbsDistB=1.04647711587234 FOverLA=-5 FOverLB=-5
Frame=58 LoadPat=Falda CoordSys=Local Type=Force Dir=2 DistType=RelDist RelDistA=0
RelDistB=1 AbsDistA=0 AbsDistB=1.04647711588575 FOverLA=65.3 FOverLB=65.3
Frame=58 LoadPat="Spinta Ka DX" CoordSys=GLOBAL Type=Force Dir=X DistType=RelDist
RelDistA=0 RelDistB=1 AbsDistA=0 AbsDistB=1.04647711588575 FOverLA=-118.7 FOverLB=-118.7
Frame=58 LoadPat="Spinta K0 DX" CoordSys=GLOBAL Type=Force Dir=X DistType=RelDist
RelDistA=0 RelDistB=1 AbsDistA=0 AbsDistB=1.04647711588575 FOverLA=-178 FOverLB=-178
Frame=58 LoadPat="Q Spinta Ka DX" CoordSys=GLOBAL Type=Force Dir=X DistType=RelDist
RelDistA=0 RelDistB=1 AbsDistA=0 AbsDistB=1.04647711588575 FOverLA=-3.3 FOverLB=-3.3
Frame=58 LoadPat="Q Spinta K0 DX" CoordSys=GLOBAL Type=Force Dir=X DistType=RelDist
RelDistA=0 RelDistB=1 AbsDistA=0 AbsDistB=1.04647711588575 FOverLA=-5 FOverLB=-5



Collegamento autostradale Asti – Cuneo – Tronco II Lotto 6
PROGETTO ESECUTIVO
Galleria Verduno – Relazione di calcolo galleria artificiale – Lato Cherasco

TABLE: "FRAME LOADS - GRAVITY"				
Frame=1	LoadPat="Inerzia +X SLV"	CoordSys=GLOBAL	MultiplierX=0.115	MultiplierY=0
MultiplierZ=0				
Frame=1	LoadPat="Inerzia +Z SLV"	CoordSys=GLOBAL	MultiplierX=0	MultiplierY=0
MultiplierZ=0.0575				
Frame=1	LoadPat="Inerzia +X SLD"	CoordSys=GLOBAL	MultiplierX=0.068	MultiplierY=0
MultiplierZ=0				
Frame=1	LoadPat="Inerzia +Z SLD"	CoordSys=GLOBAL	MultiplierX=0	MultiplierY=0
MultiplierZ=0.034				
Frame=2	LoadPat="Inerzia +X SLV"	CoordSys=GLOBAL	MultiplierX=0.115	MultiplierY=0
MultiplierZ=0				
Frame=2	LoadPat="Inerzia +Z SLV"	CoordSys=GLOBAL	MultiplierX=0	MultiplierY=0
MultiplierZ=0.0575				
Frame=2	LoadPat="Inerzia +X SLD"	CoordSys=GLOBAL	MultiplierX=0.068	MultiplierY=0
MultiplierZ=0				
Frame=2	LoadPat="Inerzia +Z SLD"	CoordSys=GLOBAL	MultiplierX=0	MultiplierY=0
MultiplierZ=0.034				
Frame=3	LoadPat="Inerzia +X SLV"	CoordSys=GLOBAL	MultiplierX=0.115	MultiplierY=0
MultiplierZ=0				
Frame=3	LoadPat="Inerzia +Z SLV"	CoordSys=GLOBAL	MultiplierX=0	MultiplierY=0
MultiplierZ=0.0575				
Frame=3	LoadPat="Inerzia +X SLD"	CoordSys=GLOBAL	MultiplierX=0.068	MultiplierY=0
MultiplierZ=0				
Frame=3	LoadPat="Inerzia +Z SLD"	CoordSys=GLOBAL	MultiplierX=0	MultiplierY=0
MultiplierZ=0.034				
Frame=4	LoadPat="Inerzia +X SLV"	CoordSys=GLOBAL	MultiplierX=0.115	MultiplierY=0
MultiplierZ=0				
Frame=4	LoadPat="Inerzia +Z SLV"	CoordSys=GLOBAL	MultiplierX=0	MultiplierY=0
MultiplierZ=0.0575				
Frame=4	LoadPat="Inerzia +X SLD"	CoordSys=GLOBAL	MultiplierX=0.068	MultiplierY=0
MultiplierZ=0				
Frame=4	LoadPat="Inerzia +Z SLD"	CoordSys=GLOBAL	MultiplierX=0	MultiplierY=0
MultiplierZ=0.034				
Frame=5	LoadPat="Inerzia +X SLV"	CoordSys=GLOBAL	MultiplierX=0.115	MultiplierY=0
MultiplierZ=0				
Frame=5	LoadPat="Inerzia +Z SLV"	CoordSys=GLOBAL	MultiplierX=0	MultiplierY=0
MultiplierZ=0.0575				
Frame=5	LoadPat="Inerzia +X SLD"	CoordSys=GLOBAL	MultiplierX=0.068	MultiplierY=0
MultiplierZ=0				
Frame=5	LoadPat="Inerzia +Z SLD"	CoordSys=GLOBAL	MultiplierX=0	MultiplierY=0
MultiplierZ=0.034				
Frame=6	LoadPat="Inerzia +X SLV"	CoordSys=GLOBAL	MultiplierX=0.115	MultiplierY=0
MultiplierZ=0				
Frame=6	LoadPat="Inerzia +Z SLV"	CoordSys=GLOBAL	MultiplierX=0	MultiplierY=0
MultiplierZ=0.0575				
Frame=6	LoadPat="Inerzia +X SLD"	CoordSys=GLOBAL	MultiplierX=0.068	MultiplierY=0
MultiplierZ=0				
Frame=6	LoadPat="Inerzia +Z SLD"	CoordSys=GLOBAL	MultiplierX=0	MultiplierY=0
MultiplierZ=0.034				
Frame=7	LoadPat="Inerzia +X SLV"	CoordSys=GLOBAL	MultiplierX=0.115	MultiplierY=0
MultiplierZ=0				
Frame=7	LoadPat="Inerzia +Z SLV"	CoordSys=GLOBAL	MultiplierX=0	MultiplierY=0
MultiplierZ=0.0575				
Frame=7	LoadPat="Inerzia +X SLD"	CoordSys=GLOBAL	MultiplierX=0.068	MultiplierY=0
MultiplierZ=0				
Frame=7	LoadPat="Inerzia +Z SLD"	CoordSys=GLOBAL	MultiplierX=0	MultiplierY=0
MultiplierZ=0.034				
Frame=8	LoadPat="Inerzia +X SLV"	CoordSys=GLOBAL	MultiplierX=0.115	MultiplierY=0
MultiplierZ=0				
Frame=8	LoadPat="Inerzia +Z SLV"	CoordSys=GLOBAL	MultiplierX=0	MultiplierY=0
MultiplierZ=0.0575				
Frame=8	LoadPat="Inerzia +X SLD"	CoordSys=GLOBAL	MultiplierX=0.068	MultiplierY=0
MultiplierZ=0				
Frame=8	LoadPat="Inerzia +Z SLD"	CoordSys=GLOBAL	MultiplierX=0	MultiplierY=0
MultiplierZ=0.034				
Frame=9	LoadPat="Inerzia +X SLV"	CoordSys=GLOBAL	MultiplierX=0.115	MultiplierY=0
MultiplierZ=0				
Frame=9	LoadPat="Inerzia +Z SLV"	CoordSys=GLOBAL	MultiplierX=0	MultiplierY=0
MultiplierZ=0.0575				
Frame=9	LoadPat="Inerzia +X SLD"	CoordSys=GLOBAL	MultiplierX=0.068	MultiplierY=0
MultiplierZ=0				
Frame=9	LoadPat="Inerzia +Z SLD"	CoordSys=GLOBAL	MultiplierX=0	MultiplierY=0
MultiplierZ=0.034				
Frame=10	LoadPat="Inerzia +X SLV"	CoordSys=GLOBAL	MultiplierX=0.115	MultiplierY=0
MultiplierZ=0				
Frame=10	LoadPat="Inerzia +Z SLV"	CoordSys=GLOBAL	MultiplierX=0	MultiplierY=0
MultiplierZ=0.0575				
Frame=10	LoadPat="Inerzia +X SLD"	CoordSys=GLOBAL	MultiplierX=0.068	MultiplierY=0
MultiplierZ=0				
Frame=10	LoadPat="Inerzia +Z SLD"	CoordSys=GLOBAL	MultiplierX=0	MultiplierY=0
MultiplierZ=0.034				
Frame=11	LoadPat="Inerzia +X SLV"	CoordSys=GLOBAL	MultiplierX=0.115	MultiplierY=0
MultiplierZ=0				



Collegamento autostradale Asti – Cuneo – Tronco II Lotto 6
PROGETTO ESECUTIVO
Galleria Verduno – Relazione di calcolo galleria artificiale – Lato Cherasco

Frame=11	LoadPat="Inerzia +Z SLV"	CoordSys=GLOBAL	MultiplierX=0	MultiplierY=0
MultiplierZ=0.0575				
Frame=11	LoadPat="Inerzia +X SLD"	CoordSys=GLOBAL	MultiplierX=0.068	MultiplierY=0
MultiplierZ=0				
Frame=11	LoadPat="Inerzia +Z SLD"	CoordSys=GLOBAL	MultiplierX=0	MultiplierY=0
MultiplierZ=0.034				
Frame=12	LoadPat="Inerzia +X SLV"	CoordSys=GLOBAL	MultiplierX=0.115	MultiplierY=0
MultiplierZ=0				
Frame=12	LoadPat="Inerzia +Z SLV"	CoordSys=GLOBAL	MultiplierX=0	MultiplierY=0
MultiplierZ=0.0575				
Frame=12	LoadPat="Inerzia +X SLD"	CoordSys=GLOBAL	MultiplierX=0.068	MultiplierY=0
MultiplierZ=0				
Frame=12	LoadPat="Inerzia +Z SLD"	CoordSys=GLOBAL	MultiplierX=0	MultiplierY=0
MultiplierZ=0.034				
Frame=13	LoadPat="Inerzia +X SLV"	CoordSys=GLOBAL	MultiplierX=0.115	MultiplierY=0
MultiplierZ=0				
Frame=13	LoadPat="Inerzia +Z SLV"	CoordSys=GLOBAL	MultiplierX=0	MultiplierY=0
MultiplierZ=0.0575				
Frame=13	LoadPat="Inerzia +X SLD"	CoordSys=GLOBAL	MultiplierX=0.068	MultiplierY=0
MultiplierZ=0				
Frame=13	LoadPat="Inerzia +Z SLD"	CoordSys=GLOBAL	MultiplierX=0	MultiplierY=0
MultiplierZ=0.034				
Frame=14	LoadPat="Inerzia +X SLV"	CoordSys=GLOBAL	MultiplierX=0.115	MultiplierY=0
MultiplierZ=0				
Frame=14	LoadPat="Inerzia +Z SLV"	CoordSys=GLOBAL	MultiplierX=0	MultiplierY=0
MultiplierZ=0.0575				
Frame=14	LoadPat="Inerzia +X SLD"	CoordSys=GLOBAL	MultiplierX=0.068	MultiplierY=0
MultiplierZ=0				
Frame=14	LoadPat="Inerzia +Z SLD"	CoordSys=GLOBAL	MultiplierX=0	MultiplierY=0
MultiplierZ=0.034				
Frame=15	LoadPat="Inerzia +X SLV"	CoordSys=GLOBAL	MultiplierX=0.115	MultiplierY=0
MultiplierZ=0				
Frame=15	LoadPat="Inerzia +Z SLV"	CoordSys=GLOBAL	MultiplierX=0	MultiplierY=0
MultiplierZ=0.0575				
Frame=15	LoadPat="Inerzia +X SLD"	CoordSys=GLOBAL	MultiplierX=0.068	MultiplierY=0
MultiplierZ=0				
Frame=15	LoadPat="Inerzia +Z SLD"	CoordSys=GLOBAL	MultiplierX=0	MultiplierY=0
MultiplierZ=0.034				
Frame=16	LoadPat="Inerzia +X SLV"	CoordSys=GLOBAL	MultiplierX=0.115	MultiplierY=0
MultiplierZ=0				
Frame=16	LoadPat="Inerzia +Z SLV"	CoordSys=GLOBAL	MultiplierX=0	MultiplierY=0
MultiplierZ=0.0575				
Frame=16	LoadPat="Inerzia +X SLD"	CoordSys=GLOBAL	MultiplierX=0.068	MultiplierY=0
MultiplierZ=0				
Frame=16	LoadPat="Inerzia +Z SLD"	CoordSys=GLOBAL	MultiplierX=0	MultiplierY=0
MultiplierZ=0.034				
Frame=17	LoadPat="Inerzia +X SLV"	CoordSys=GLOBAL	MultiplierX=0.115	MultiplierY=0
MultiplierZ=0				
Frame=17	LoadPat="Inerzia +Z SLV"	CoordSys=GLOBAL	MultiplierX=0	MultiplierY=0
MultiplierZ=0.0575				
Frame=17	LoadPat="Inerzia +X SLD"	CoordSys=GLOBAL	MultiplierX=0.068	MultiplierY=0
MultiplierZ=0				
Frame=17	LoadPat="Inerzia +Z SLD"	CoordSys=GLOBAL	MultiplierX=0	MultiplierY=0
MultiplierZ=0.034				
Frame=18	LoadPat="Inerzia +X SLV"	CoordSys=GLOBAL	MultiplierX=0.115	MultiplierY=0
MultiplierZ=0				
Frame=18	LoadPat="Inerzia +Z SLV"	CoordSys=GLOBAL	MultiplierX=0	MultiplierY=0
MultiplierZ=0.0575				
Frame=18	LoadPat="Inerzia +X SLD"	CoordSys=GLOBAL	MultiplierX=0.068	MultiplierY=0
MultiplierZ=0				
Frame=18	LoadPat="Inerzia +Z SLD"	CoordSys=GLOBAL	MultiplierX=0	MultiplierY=0
MultiplierZ=0.034				
Frame=19	LoadPat="Inerzia +X SLV"	CoordSys=GLOBAL	MultiplierX=0.115	MultiplierY=0
MultiplierZ=0				
Frame=19	LoadPat="Inerzia +Z SLV"	CoordSys=GLOBAL	MultiplierX=0	MultiplierY=0
MultiplierZ=0.0575				
Frame=19	LoadPat="Inerzia +X SLD"	CoordSys=GLOBAL	MultiplierX=0.068	MultiplierY=0
MultiplierZ=0				
Frame=19	LoadPat="Inerzia +Z SLD"	CoordSys=GLOBAL	MultiplierX=0	MultiplierY=0
MultiplierZ=0.034				
Frame=20	LoadPat="Inerzia +X SLV"	CoordSys=GLOBAL	MultiplierX=0.115	MultiplierY=0
MultiplierZ=0				
Frame=20	LoadPat="Inerzia +Z SLV"	CoordSys=GLOBAL	MultiplierX=0	MultiplierY=0
MultiplierZ=0.0575				
Frame=20	LoadPat="Inerzia +X SLD"	CoordSys=GLOBAL	MultiplierX=0.068	MultiplierY=0
MultiplierZ=0				
Frame=20	LoadPat="Inerzia +Z SLD"	CoordSys=GLOBAL	MultiplierX=0	MultiplierY=0
MultiplierZ=0.034				
Frame=21	LoadPat="Inerzia +X SLV"	CoordSys=GLOBAL	MultiplierX=0.115	MultiplierY=0
MultiplierZ=0				
Frame=21	LoadPat="Inerzia +Z SLV"	CoordSys=GLOBAL	MultiplierX=0	MultiplierY=0
MultiplierZ=0.0575				



Collegamento autostradale Asti – Cuneo – Tronco II Lotto 6
PROGETTO ESECUTIVO
Galleria Verduno – Relazione di calcolo galleria artificiale – Lato Cherasco

Frame=21 MultiplierZ=0	LoadPat="Inerzia +X SLD"	CoordSys=GLOBAL	MultiplierX=0.068	MultiplierY=0
Frame=21 MultiplierZ=0.034	LoadPat="Inerzia +Z SLD"	CoordSys=GLOBAL	MultiplierX=0	MultiplierY=0
Frame=22 MultiplierZ=0	LoadPat="Inerzia +X SLV"	CoordSys=GLOBAL	MultiplierX=0.115	MultiplierY=0
Frame=22 MultiplierZ=0.0575	LoadPat="Inerzia +Z SLV"	CoordSys=GLOBAL	MultiplierX=0	MultiplierY=0
Frame=22 MultiplierZ=0	LoadPat="Inerzia +X SLD"	CoordSys=GLOBAL	MultiplierX=0.068	MultiplierY=0
Frame=22 MultiplierZ=0.034	LoadPat="Inerzia +Z SLD"	CoordSys=GLOBAL	MultiplierX=0	MultiplierY=0
Frame=23 MultiplierZ=0	LoadPat="Inerzia +X SLV"	CoordSys=GLOBAL	MultiplierX=0.115	MultiplierY=0
Frame=23 MultiplierZ=0.0575	LoadPat="Inerzia +Z SLV"	CoordSys=GLOBAL	MultiplierX=0	MultiplierY=0
Frame=23 MultiplierZ=0	LoadPat="Inerzia +X SLD"	CoordSys=GLOBAL	MultiplierX=0.068	MultiplierY=0
Frame=23 MultiplierZ=0.034	LoadPat="Inerzia +Z SLD"	CoordSys=GLOBAL	MultiplierX=0	MultiplierY=0
Frame=24 MultiplierZ=0	LoadPat="Inerzia +X SLV"	CoordSys=GLOBAL	MultiplierX=0.115	MultiplierY=0
Frame=24 MultiplierZ=0.0575	LoadPat="Inerzia +Z SLV"	CoordSys=GLOBAL	MultiplierX=0	MultiplierY=0
Frame=24 MultiplierZ=0	LoadPat="Inerzia +X SLD"	CoordSys=GLOBAL	MultiplierX=0.068	MultiplierY=0
Frame=24 MultiplierZ=0.034	LoadPat="Inerzia +Z SLD"	CoordSys=GLOBAL	MultiplierX=0	MultiplierY=0
Frame=25 MultiplierZ=0	LoadPat="Inerzia +X SLV"	CoordSys=GLOBAL	MultiplierX=0.115	MultiplierY=0
Frame=25 MultiplierZ=0.0575	LoadPat="Inerzia +Z SLV"	CoordSys=GLOBAL	MultiplierX=0	MultiplierY=0
Frame=25 MultiplierZ=0	LoadPat="Inerzia +X SLD"	CoordSys=GLOBAL	MultiplierX=0.068	MultiplierY=0
Frame=25 MultiplierZ=0.034	LoadPat="Inerzia +Z SLD"	CoordSys=GLOBAL	MultiplierX=0	MultiplierY=0
Frame=26 MultiplierZ=0	LoadPat="Inerzia +X SLV"	CoordSys=GLOBAL	MultiplierX=0.115	MultiplierY=0
Frame=26 MultiplierZ=0.0575	LoadPat="Inerzia +Z SLV"	CoordSys=GLOBAL	MultiplierX=0	MultiplierY=0
Frame=26 MultiplierZ=0	LoadPat="Inerzia +X SLD"	CoordSys=GLOBAL	MultiplierX=0.068	MultiplierY=0
Frame=26 MultiplierZ=0.034	LoadPat="Inerzia +Z SLD"	CoordSys=GLOBAL	MultiplierX=0	MultiplierY=0
Frame=27 MultiplierZ=0	LoadPat="Inerzia +X SLV"	CoordSys=GLOBAL	MultiplierX=0.115	MultiplierY=0
Frame=27 MultiplierZ=0.0575	LoadPat="Inerzia +Z SLV"	CoordSys=GLOBAL	MultiplierX=0	MultiplierY=0
Frame=27 MultiplierZ=0	LoadPat="Inerzia +X SLD"	CoordSys=GLOBAL	MultiplierX=0.068	MultiplierY=0
Frame=27 MultiplierZ=0.034	LoadPat="Inerzia +Z SLD"	CoordSys=GLOBAL	MultiplierX=0	MultiplierY=0
Frame=28 MultiplierZ=0	LoadPat="Inerzia +X SLV"	CoordSys=GLOBAL	MultiplierX=0.115	MultiplierY=0
Frame=28 MultiplierZ=0.0575	LoadPat="Inerzia +Z SLV"	CoordSys=GLOBAL	MultiplierX=0	MultiplierY=0
Frame=28 MultiplierZ=0	LoadPat="Inerzia +X SLD"	CoordSys=GLOBAL	MultiplierX=0.068	MultiplierY=0
Frame=28 MultiplierZ=0.034	LoadPat="Inerzia +Z SLD"	CoordSys=GLOBAL	MultiplierX=0	MultiplierY=0
Frame=29 MultiplierZ=0	LoadPat="Inerzia +X SLV"	CoordSys=GLOBAL	MultiplierX=0.115	MultiplierY=0
Frame=29 MultiplierZ=0.0575	LoadPat="Inerzia +Z SLV"	CoordSys=GLOBAL	MultiplierX=0	MultiplierY=0
Frame=29 MultiplierZ=0	LoadPat="Inerzia +X SLD"	CoordSys=GLOBAL	MultiplierX=0.068	MultiplierY=0
Frame=29 MultiplierZ=0.034	LoadPat="Inerzia +Z SLD"	CoordSys=GLOBAL	MultiplierX=0	MultiplierY=0
Frame=30 MultiplierZ=0	LoadPat="Inerzia +X SLV"	CoordSys=GLOBAL	MultiplierX=0.115	MultiplierY=0
Frame=30 MultiplierZ=0.0575	LoadPat="Inerzia +Z SLV"	CoordSys=GLOBAL	MultiplierX=0	MultiplierY=0
Frame=30 MultiplierZ=0	LoadPat="Inerzia +X SLD"	CoordSys=GLOBAL	MultiplierX=0.068	MultiplierY=0
Frame=30 MultiplierZ=0.034	LoadPat="Inerzia +Z SLD"	CoordSys=GLOBAL	MultiplierX=0	MultiplierY=0
Frame=31 MultiplierZ=0	LoadPat="Inerzia +X SLV"	CoordSys=GLOBAL	MultiplierX=0.115	MultiplierY=0
Frame=31 MultiplierZ=0.0575	LoadPat="Inerzia +Z SLV"	CoordSys=GLOBAL	MultiplierX=0	MultiplierY=0
Frame=31 MultiplierZ=0	LoadPat="Inerzia +X SLD"	CoordSys=GLOBAL	MultiplierX=0.068	MultiplierY=0



Collegamento autostradale Asti – Cuneo – Tronco II Lotto 6
PROGETTO ESECUTIVO
Galleria Verduno – Relazione di calcolo galleria artificiale – Lato Cherasco

Frame=31	LoadPat="Inerzia +Z SLD"	CoordSys=GLOBAL	MultiplierX=0	MultiplierY=0
MultiplierZ=0.034				
Frame=32	LoadPat="Inerzia +X SLV"	CoordSys=GLOBAL	MultiplierX=0.115	MultiplierY=0
MultiplierZ=0				
Frame=32	LoadPat="Inerzia +Z SLV"	CoordSys=GLOBAL	MultiplierX=0	MultiplierY=0
MultiplierZ=0.0575				
Frame=32	LoadPat="Inerzia +X SLD"	CoordSys=GLOBAL	MultiplierX=0.068	MultiplierY=0
MultiplierZ=0				
Frame=32	LoadPat="Inerzia +Z SLD"	CoordSys=GLOBAL	MultiplierX=0	MultiplierY=0
MultiplierZ=0.034				
Frame=33	LoadPat="Inerzia +X SLV"	CoordSys=GLOBAL	MultiplierX=0.115	MultiplierY=0
MultiplierZ=0				
Frame=33	LoadPat="Inerzia +Z SLV"	CoordSys=GLOBAL	MultiplierX=0	MultiplierY=0
MultiplierZ=0.0575				
Frame=33	LoadPat="Inerzia +X SLD"	CoordSys=GLOBAL	MultiplierX=0.068	MultiplierY=0
MultiplierZ=0				
Frame=33	LoadPat="Inerzia +Z SLD"	CoordSys=GLOBAL	MultiplierX=0	MultiplierY=0
MultiplierZ=0.034				
Frame=34	LoadPat="Inerzia +X SLV"	CoordSys=GLOBAL	MultiplierX=0.115	MultiplierY=0
MultiplierZ=0				
Frame=34	LoadPat="Inerzia +Z SLV"	CoordSys=GLOBAL	MultiplierX=0	MultiplierY=0
MultiplierZ=0.0575				
Frame=34	LoadPat="Inerzia +X SLD"	CoordSys=GLOBAL	MultiplierX=0.068	MultiplierY=0
MultiplierZ=0				
Frame=34	LoadPat="Inerzia +Z SLD"	CoordSys=GLOBAL	MultiplierX=0	MultiplierY=0
MultiplierZ=0.034				
Frame=35	LoadPat="Inerzia +X SLV"	CoordSys=GLOBAL	MultiplierX=0.115	MultiplierY=0
MultiplierZ=0				
Frame=35	LoadPat="Inerzia +Z SLV"	CoordSys=GLOBAL	MultiplierX=0	MultiplierY=0
MultiplierZ=0.0575				
Frame=35	LoadPat="Inerzia +X SLD"	CoordSys=GLOBAL	MultiplierX=0.068	MultiplierY=0
MultiplierZ=0				
Frame=35	LoadPat="Inerzia +Z SLD"	CoordSys=GLOBAL	MultiplierX=0	MultiplierY=0
MultiplierZ=0.034				
Frame=36	LoadPat="Inerzia +X SLV"	CoordSys=GLOBAL	MultiplierX=0.115	MultiplierY=0
MultiplierZ=0				
Frame=36	LoadPat="Inerzia +Z SLV"	CoordSys=GLOBAL	MultiplierX=0	MultiplierY=0
MultiplierZ=0.0575				
Frame=36	LoadPat="Inerzia +X SLD"	CoordSys=GLOBAL	MultiplierX=0.068	MultiplierY=0
MultiplierZ=0				
Frame=36	LoadPat="Inerzia +Z SLD"	CoordSys=GLOBAL	MultiplierX=0	MultiplierY=0
MultiplierZ=0.034				
Frame=37	LoadPat="Inerzia +X SLV"	CoordSys=GLOBAL	MultiplierX=0.115	MultiplierY=0
MultiplierZ=0				
Frame=37	LoadPat="Inerzia +Z SLV"	CoordSys=GLOBAL	MultiplierX=0	MultiplierY=0
MultiplierZ=0.0575				
Frame=37	LoadPat="Inerzia +X SLD"	CoordSys=GLOBAL	MultiplierX=0.068	MultiplierY=0
MultiplierZ=0				
Frame=37	LoadPat="Inerzia +Z SLD"	CoordSys=GLOBAL	MultiplierX=0	MultiplierY=0
MultiplierZ=0.034				
Frame=38	LoadPat="Inerzia +X SLV"	CoordSys=GLOBAL	MultiplierX=0.115	MultiplierY=0
MultiplierZ=0				
Frame=38	LoadPat="Inerzia +Z SLV"	CoordSys=GLOBAL	MultiplierX=0	MultiplierY=0
MultiplierZ=0.0575				
Frame=38	LoadPat="Inerzia +X SLD"	CoordSys=GLOBAL	MultiplierX=0.068	MultiplierY=0
MultiplierZ=0				
Frame=38	LoadPat="Inerzia +Z SLD"	CoordSys=GLOBAL	MultiplierX=0	MultiplierY=0
MultiplierZ=0.034				
Frame=39	LoadPat="Inerzia +X SLV"	CoordSys=GLOBAL	MultiplierX=0.115	MultiplierY=0
MultiplierZ=0				
Frame=39	LoadPat="Inerzia +Z SLV"	CoordSys=GLOBAL	MultiplierX=0	MultiplierY=0
MultiplierZ=0.0575				
Frame=39	LoadPat="Inerzia +X SLD"	CoordSys=GLOBAL	MultiplierX=0.068	MultiplierY=0
MultiplierZ=0				
Frame=39	LoadPat="Inerzia +Z SLD"	CoordSys=GLOBAL	MultiplierX=0	MultiplierY=0
MultiplierZ=0.034				
Frame=40	LoadPat="Inerzia +X SLV"	CoordSys=GLOBAL	MultiplierX=0.115	MultiplierY=0
MultiplierZ=0				
Frame=40	LoadPat="Inerzia +Z SLV"	CoordSys=GLOBAL	MultiplierX=0	MultiplierY=0
MultiplierZ=0.0575				
Frame=40	LoadPat="Inerzia +X SLD"	CoordSys=GLOBAL	MultiplierX=0.068	MultiplierY=0
MultiplierZ=0				
Frame=40	LoadPat="Inerzia +Z SLD"	CoordSys=GLOBAL	MultiplierX=0	MultiplierY=0
MultiplierZ=0.034				
Frame=41	LoadPat="Inerzia +X SLV"	CoordSys=GLOBAL	MultiplierX=0.115	MultiplierY=0
MultiplierZ=0				
Frame=41	LoadPat="Inerzia +Z SLV"	CoordSys=GLOBAL	MultiplierX=0	MultiplierY=0
MultiplierZ=0.0575				
Frame=41	LoadPat="Inerzia +X SLD"	CoordSys=GLOBAL	MultiplierX=0.068	MultiplierY=0
MultiplierZ=0				
Frame=41	LoadPat="Inerzia +Z SLD"	CoordSys=GLOBAL	MultiplierX=0	MultiplierY=0
MultiplierZ=0.034				



Collegamento autostradale Asti – Cuneo – Tronco II Lotto 6
PROGETTO ESECUTIVO
Galleria Verduno – Relazione di calcolo galleria artificiale – Lato Cherasco

Frame=52	LoadPat="Inerzia +Z SLV"	CoordSys=GLOBAL	MultiplierX=0	MultiplierY=0
MultiplierZ=0.0575				
Frame=52	LoadPat="Inerzia +X SLD"	CoordSys=GLOBAL	MultiplierX=0.068	MultiplierY=0
MultiplierZ=0				
Frame=52	LoadPat="Inerzia +Z SLD"	CoordSys=GLOBAL	MultiplierX=0	MultiplierY=0
MultiplierZ=0.034				
Frame=53	LoadPat="Inerzia +X SLV"	CoordSys=GLOBAL	MultiplierX=0.115	MultiplierY=0
MultiplierZ=0				
Frame=53	LoadPat="Inerzia +Z SLV"	CoordSys=GLOBAL	MultiplierX=0	MultiplierY=0
MultiplierZ=0.0575				
Frame=53	LoadPat="Inerzia +X SLD"	CoordSys=GLOBAL	MultiplierX=0.068	MultiplierY=0
MultiplierZ=0				
Frame=53	LoadPat="Inerzia +Z SLD"	CoordSys=GLOBAL	MultiplierX=0	MultiplierY=0
MultiplierZ=0.034				
Frame=54	LoadPat="Inerzia +X SLV"	CoordSys=GLOBAL	MultiplierX=0.115	MultiplierY=0
MultiplierZ=0				
Frame=54	LoadPat="Inerzia +Z SLV"	CoordSys=GLOBAL	MultiplierX=0	MultiplierY=0
MultiplierZ=0.0575				
Frame=54	LoadPat="Inerzia +X SLD"	CoordSys=GLOBAL	MultiplierX=0.068	MultiplierY=0
MultiplierZ=0				
Frame=54	LoadPat="Inerzia +Z SLD"	CoordSys=GLOBAL	MultiplierX=0	MultiplierY=0
MultiplierZ=0.034				
Frame=55	LoadPat="Inerzia +X SLV"	CoordSys=GLOBAL	MultiplierX=0.115	MultiplierY=0
MultiplierZ=0				
Frame=55	LoadPat="Inerzia +Z SLV"	CoordSys=GLOBAL	MultiplierX=0	MultiplierY=0
MultiplierZ=0.0575				
Frame=55	LoadPat="Inerzia +X SLD"	CoordSys=GLOBAL	MultiplierX=0.068	MultiplierY=0
MultiplierZ=0				
Frame=55	LoadPat="Inerzia +Z SLD"	CoordSys=GLOBAL	MultiplierX=0	MultiplierY=0
MultiplierZ=0.034				
Frame=56	LoadPat="Inerzia +X SLV"	CoordSys=GLOBAL	MultiplierX=0.115	MultiplierY=0
MultiplierZ=0				
Frame=56	LoadPat="Inerzia +Z SLV"	CoordSys=GLOBAL	MultiplierX=0	MultiplierY=0
MultiplierZ=0.0575				
Frame=56	LoadPat="Inerzia +X SLD"	CoordSys=GLOBAL	MultiplierX=0.068	MultiplierY=0
MultiplierZ=0				
Frame=56	LoadPat="Inerzia +Z SLD"	CoordSys=GLOBAL	MultiplierX=0	MultiplierY=0
MultiplierZ=0.034				
Frame=57	LoadPat="Inerzia +X SLV"	CoordSys=GLOBAL	MultiplierX=0.115	MultiplierY=0
MultiplierZ=0				
Frame=57	LoadPat="Inerzia +Z SLV"	CoordSys=GLOBAL	MultiplierX=0	MultiplierY=0
MultiplierZ=0.0575				
Frame=57	LoadPat="Inerzia +X SLD"	CoordSys=GLOBAL	MultiplierX=0.068	MultiplierY=0
MultiplierZ=0				
Frame=57	LoadPat="Inerzia +Z SLD"	CoordSys=GLOBAL	MultiplierX=0	MultiplierY=0
MultiplierZ=0.034				
Frame=58	LoadPat="Inerzia +X SLV"	CoordSys=GLOBAL	MultiplierX=0.115	MultiplierY=0
MultiplierZ=0				
Frame=58	LoadPat="Inerzia +Z SLV"	CoordSys=GLOBAL	MultiplierX=0	MultiplierY=0
MultiplierZ=0.0575				
Frame=58	LoadPat="Inerzia +X SLD"	CoordSys=GLOBAL	MultiplierX=0.068	MultiplierY=0
MultiplierZ=0				
Frame=58	LoadPat="Inerzia +Z SLD"	CoordSys=GLOBAL	MultiplierX=0	MultiplierY=0
MultiplierZ=0.034				

TABLE: "FRAME LOAD TRANSFER OPTIONS"

Frame=1	Transfer=Yes
Frame=2	Transfer=Yes
Frame=3	Transfer=Yes
Frame=4	Transfer=Yes
Frame=5	Transfer=Yes
Frame=6	Transfer=Yes
Frame=7	Transfer=Yes
Frame=8	Transfer=Yes
Frame=9	Transfer=Yes
Frame=10	Transfer=Yes
Frame=11	Transfer=Yes
Frame=12	Transfer=Yes
Frame=13	Transfer=Yes
Frame=14	Transfer=Yes
Frame=15	Transfer=Yes
Frame=16	Transfer=Yes
Frame=17	Transfer=Yes
Frame=18	Transfer=Yes
Frame=19	Transfer=Yes
Frame=20	Transfer=Yes
Frame=21	Transfer=Yes
Frame=22	Transfer=Yes
Frame=23	Transfer=Yes
Frame=24	Transfer=Yes
Frame=25	Transfer=Yes
Frame=26	Transfer=Yes
Frame=27	Transfer=Yes



Collegamento autostradale Asti – Cuneo – Tronco II Lotto 6
PROGETTO ESECUTIVO
Galleria Verduno – Relazione di calcolo galleria artificiale – Lato Cherasco

Frame=28 Transfer=Yes
Frame=29 Transfer=Yes
Frame=30 Transfer=Yes
Frame=31 Transfer=Yes
Frame=32 Transfer=Yes
Frame=33 Transfer=Yes
Frame=34 Transfer=Yes
Frame=35 Transfer=Yes
Frame=36 Transfer=Yes
Frame=37 Transfer=Yes
Frame=38 Transfer=Yes
Frame=39 Transfer=Yes
Frame=40 Transfer=Yes
Frame=41 Transfer=Yes
Frame=42 Transfer=Yes
Frame=43 Transfer=Yes
Frame=44 Transfer=Yes
Frame=45 Transfer=Yes
Frame=46 Transfer=Yes
Frame=47 Transfer=Yes
Frame=48 Transfer=Yes
Frame=49 Transfer=Yes
Frame=50 Transfer=Yes
Frame=51 Transfer=Yes
Frame=52 Transfer=Yes
Frame=53 Transfer=Yes
Frame=54 Transfer=Yes
Frame=55 Transfer=Yes
Frame=56 Transfer=Yes
Frame=57 Transfer=Yes
Frame=58 Transfer=Yes

TABLE: "FRAME LOCAL AXES ASSIGNMENTS 1 - TYPICAL"

Frame=7 Angle=180
Frame=8 Angle=180
Frame=9 Angle=180
Frame=10 Angle=180
Frame=11 Angle=180
Frame=12 Angle=180
Frame=13 Angle=180
Frame=14 Angle=180
Frame=15 Angle=180
Frame=16 Angle=180
Frame=31 Angle=180
Frame=43 Angle=180
Frame=44 Angle=180
Frame=45 Angle=180
Frame=46 Angle=180
Frame=47 Angle=180
Frame=48 Angle=180
Frame=49 Angle=180
Frame=50 Angle=180
Frame=51 Angle=180
Frame=52 Angle=180
Frame=53 Angle=180
Frame=54 Angle=180
Frame=55 Angle=180
Frame=56 Angle=180
Frame=57 Angle=180
Frame=58 Angle=180

TABLE: "FRAME OUTPUT STATION ASSIGNMENTS"

Frame=1	StationType=MinNumSta	MinNumSta=3	AddAtElmInt=Yes	AddAtPtLoad=Yes
Frame=2	StationType=MinNumSta	MinNumSta=3	AddAtElmInt=Yes	AddAtPtLoad=Yes
Frame=3	StationType=MinNumSta	MinNumSta=3	AddAtElmInt=Yes	AddAtPtLoad=Yes
Frame=4	StationType=MinNumSta	MinNumSta=3	AddAtElmInt=Yes	AddAtPtLoad=Yes
Frame=5	StationType=MinNumSta	MinNumSta=3	AddAtElmInt=Yes	AddAtPtLoad=Yes
Frame=6	StationType=MinNumSta	MinNumSta=3	AddAtElmInt=Yes	AddAtPtLoad=Yes
Frame=7	StationType=MinNumSta	MinNumSta=3	AddAtElmInt=Yes	AddAtPtLoad=Yes
Frame=8	StationType=MinNumSta	MinNumSta=3	AddAtElmInt=Yes	AddAtPtLoad=Yes
Frame=9	StationType=MinNumSta	MinNumSta=3	AddAtElmInt=Yes	AddAtPtLoad=Yes
Frame=10	StationType=MinNumSta	MinNumSta=3	AddAtElmInt=Yes	AddAtPtLoad=Yes
Frame=11	StationType=MinNumSta	MinNumSta=3	AddAtElmInt=Yes	AddAtPtLoad=Yes
Frame=12	StationType=MinNumSta	MinNumSta=3	AddAtElmInt=Yes	AddAtPtLoad=Yes
Frame=13	StationType=MinNumSta	MinNumSta=3	AddAtElmInt=Yes	AddAtPtLoad=Yes
Frame=14	StationType=MinNumSta	MinNumSta=3	AddAtElmInt=Yes	AddAtPtLoad=Yes
Frame=15	StationType=MinNumSta	MinNumSta=3	AddAtElmInt=Yes	AddAtPtLoad=Yes
Frame=16	StationType=MinNumSta	MinNumSta=3	AddAtElmInt=Yes	AddAtPtLoad=Yes
Frame=17	StationType=MinNumSta	MinNumSta=3	AddAtElmInt=Yes	AddAtPtLoad=Yes
Frame=18	StationType=MinNumSta	MinNumSta=3	AddAtElmInt=Yes	AddAtPtLoad=Yes
Frame=19	StationType=MinNumSta	MinNumSta=3	AddAtElmInt=Yes	AddAtPtLoad=Yes
Frame=20	StationType=MinNumSta	MinNumSta=3	AddAtElmInt=Yes	AddAtPtLoad=Yes
Frame=21	StationType=MinNumSta	MinNumSta=3	AddAtElmInt=Yes	AddAtPtLoad=Yes



**Collegamento autostradale Asti – Cuneo – Tronco II Lotto 6
 PROGETTO ESECUTIVO
 Galleria Verduno – Relazione di calcolo galleria artificiale – Lato Cherasco**

Frame=22	StationType=MinNumSta	MinNumSta=3	AddAtElmInt=Yes	AddAtPtLoad=Yes
Frame=23	StationType=MinNumSta	MinNumSta=3	AddAtElmInt=Yes	AddAtPtLoad=Yes
Frame=24	StationType=MinNumSta	MinNumSta=3	AddAtElmInt=Yes	AddAtPtLoad=Yes
Frame=25	StationType=MinNumSta	MinNumSta=3	AddAtElmInt=Yes	AddAtPtLoad=Yes
Frame=26	StationType=MinNumSta	MinNumSta=3	AddAtElmInt=Yes	AddAtPtLoad=Yes
Frame=27	StationType=MaxStaSpcg	MaxStaSpcg=0.5	AddAtElmInt=Yes	AddAtPtLoad=Yes
Frame=28	StationType=MinNumSta	MinNumSta=3	AddAtElmInt=Yes	AddAtPtLoad=Yes
Frame=29	StationType=MinNumSta	MinNumSta=3	AddAtElmInt=Yes	AddAtPtLoad=Yes
Frame=30	StationType=MinNumSta	MinNumSta=3	AddAtElmInt=Yes	AddAtPtLoad=Yes
Frame=31	StationType=MinNumSta	MinNumSta=3	AddAtElmInt=Yes	AddAtPtLoad=Yes
Frame=32	StationType=MaxStaSpcg	MaxStaSpcg=0.5	AddAtElmInt=Yes	AddAtPtLoad=Yes
Frame=33	StationType=MinNumSta	MinNumSta=3	AddAtElmInt=Yes	AddAtPtLoad=Yes
Frame=34	StationType=MinNumSta	MinNumSta=3	AddAtElmInt=Yes	AddAtPtLoad=Yes
Frame=35	StationType=MinNumSta	MinNumSta=3	AddAtElmInt=Yes	AddAtPtLoad=Yes
Frame=36	StationType=MinNumSta	MinNumSta=3	AddAtElmInt=Yes	AddAtPtLoad=Yes
Frame=37	StationType=MinNumSta	MinNumSta=3	AddAtElmInt=Yes	AddAtPtLoad=Yes
Frame=38	StationType=MinNumSta	MinNumSta=3	AddAtElmInt=Yes	AddAtPtLoad=Yes
Frame=39	StationType=MinNumSta	MinNumSta=3	AddAtElmInt=Yes	AddAtPtLoad=Yes
Frame=40	StationType=MinNumSta	MinNumSta=3	AddAtElmInt=Yes	AddAtPtLoad=Yes
Frame=41	StationType=MinNumSta	MinNumSta=3	AddAtElmInt=Yes	AddAtPtLoad=Yes
Frame=42	StationType=MinNumSta	MinNumSta=3	AddAtElmInt=Yes	AddAtPtLoad=Yes
Frame=43	StationType=MinNumSta	MinNumSta=3	AddAtElmInt=Yes	AddAtPtLoad=Yes
Frame=44	StationType=MinNumSta	MinNumSta=3	AddAtElmInt=Yes	AddAtPtLoad=Yes
Frame=45	StationType=MinNumSta	MinNumSta=3	AddAtElmInt=Yes	AddAtPtLoad=Yes
Frame=46	StationType=MinNumSta	MinNumSta=3	AddAtElmInt=Yes	AddAtPtLoad=Yes
Frame=47	StationType=MinNumSta	MinNumSta=3	AddAtElmInt=Yes	AddAtPtLoad=Yes
Frame=48	StationType=MinNumSta	MinNumSta=3	AddAtElmInt=Yes	AddAtPtLoad=Yes
Frame=49	StationType=MinNumSta	MinNumSta=3	AddAtElmInt=Yes	AddAtPtLoad=Yes
Frame=50	StationType=MinNumSta	MinNumSta=3	AddAtElmInt=Yes	AddAtPtLoad=Yes
Frame=51	StationType=MinNumSta	MinNumSta=3	AddAtElmInt=Yes	AddAtPtLoad=Yes
Frame=52	StationType=MinNumSta	MinNumSta=3	AddAtElmInt=Yes	AddAtPtLoad=Yes
Frame=53	StationType=MinNumSta	MinNumSta=3	AddAtElmInt=Yes	AddAtPtLoad=Yes
Frame=54	StationType=MinNumSta	MinNumSta=3	AddAtElmInt=Yes	AddAtPtLoad=Yes
Frame=55	StationType=MinNumSta	MinNumSta=3	AddAtElmInt=Yes	AddAtPtLoad=Yes
Frame=56	StationType=MinNumSta	MinNumSta=3	AddAtElmInt=Yes	AddAtPtLoad=Yes
Frame=57	StationType=MinNumSta	MinNumSta=3	AddAtElmInt=Yes	AddAtPtLoad=Yes
Frame=58	StationType=MinNumSta	MinNumSta=3	AddAtElmInt=Yes	AddAtPtLoad=Yes

TABLE: "FRAME RELEASE ASSIGNMENTS 1 - GENERAL"

Frame=1	PI=No	V2I=No	V3I=No	TI=No	M2I=No	M3I=Yes	PJ=No	V2J=No	V3J=No	TJ=No
M2J=No	M3J=No									
Frame=58	PI=No	V2I=No	V3I=No	TI=No	M2I=No	M3I=Yes	PJ=No	V2J=No	V3J=No	TJ=No
M2J=No	M3J=No									

TABLE: "FRAME SECTION ASSIGNMENTS"

Frame=1	AutoSelect=N.A.	AnalSect=100x150	MatProp=Default
Frame=2	AutoSelect=N.A.	AnalSect=100x150	MatProp=Default
Frame=3	AutoSelect=N.A.	AnalSect=100x150	MatProp=Default
Frame=4	AutoSelect=N.A.	AnalSect=100x150	MatProp=Default
Frame=5	AutoSelect=N.A.	AnalSect=100x150	MatProp=Default
Frame=6	AutoSelect=N.A.	AnalSect=100x150	MatProp=Default
Frame=7	AutoSelect=N.A.	AnalSect=100x100	MatProp=Default
Frame=8	AutoSelect=N.A.	AnalSect=100x100	MatProp=Default
Frame=9	AutoSelect=N.A.	AnalSect=100x100	MatProp=Default
Frame=10	AutoSelect=N.A.	AnalSect=100x100	MatProp=Default
Frame=11	AutoSelect=N.A.	AnalSect=100x100	MatProp=Default
Frame=12	AutoSelect=N.A.	AnalSect=100x100	MatProp=Default
Frame=13	AutoSelect=N.A.	AnalSect=100x100	MatProp=Default
Frame=14	AutoSelect=N.A.	AnalSect=100x100	MatProp=Default
Frame=15	AutoSelect=N.A.	AnalSect=100x100	MatProp=Default
Frame=16	AutoSelect=N.A.	AnalSect=100x100	MatProp=Default
Frame=17	AutoSelect=N.A.	AnalSect=100x200	MatProp=Default
Frame=18	AutoSelect=N.A.	AnalSect=100x200	MatProp=Default
Frame=19	AutoSelect=N.A.	AnalSect=100x200	MatProp=Default
Frame=20	AutoSelect=N.A.	AnalSect=100x200	MatProp=Default
Frame=21	AutoSelect=N.A.	AnalSect=100x200	MatProp=Default
Frame=22	AutoSelect=N.A.	AnalSect=100x200	MatProp=Default
Frame=23	AutoSelect=N.A.	AnalSect=100x200	MatProp=Default
Frame=24	AutoSelect=N.A.	AnalSect=100x200	MatProp=Default
Frame=25	AutoSelect=N.A.	AnalSect=100x200	MatProp=Default
Frame=26	AutoSelect=N.A.	AnalSect=100x200	MatProp=Default
Frame=27	AutoSelect=N.A.	AnalSect=100x150	MatProp=Default
Frame=28	AutoSelect=N.A.	AnalSect=100x150	MatProp=Default
Frame=29	AutoSelect=N.A.	AnalSect=100x150	MatProp=Default
Frame=30	AutoSelect=N.A.	AnalSect=100x150	MatProp=Default
Frame=31	AutoSelect=N.A.	AnalSect=100x150	MatProp=Default
Frame=32	AutoSelect=N.A.	AnalSect=100x150	MatProp=Default
Frame=33	AutoSelect=N.A.	AnalSect=100x200	MatProp=Default
Frame=34	AutoSelect=N.A.	AnalSect=100x200	MatProp=Default
Frame=35	AutoSelect=N.A.	AnalSect=100x200	MatProp=Default
Frame=36	AutoSelect=N.A.	AnalSect=100x200	MatProp=Default
Frame=37	AutoSelect=N.A.	AnalSect=100x200	MatProp=Default
Frame=38	AutoSelect=N.A.	AnalSect=100x200	MatProp=Default



**Collegamento autostradale Asti – Cuneo – Tronco Il Lotto 6
 PROGETTO ESECUTIVO
 Galleria Verduno – Relazione di calcolo galleria artificiale – Lato Cherasco**

```

Frame=39 AutoSelect=N.A. AnalSect=100x200 MatProp=Default
Frame=40 AutoSelect=N.A. AnalSect=100x200 MatProp=Default
Frame=41 AutoSelect=N.A. AnalSect=100x200 MatProp=Default
Frame=42 AutoSelect=N.A. AnalSect=100x200 MatProp=Default
Frame=43 AutoSelect=N.A. AnalSect=100x100 MatProp=Default
Frame=44 AutoSelect=N.A. AnalSect=100x100 MatProp=Default
Frame=45 AutoSelect=N.A. AnalSect=100x100 MatProp=Default
Frame=46 AutoSelect=N.A. AnalSect=100x100 MatProp=Default
Frame=47 AutoSelect=N.A. AnalSect=100x100 MatProp=Default
Frame=48 AutoSelect=N.A. AnalSect=100x100 MatProp=Default
Frame=49 AutoSelect=N.A. AnalSect=100x100 MatProp=Default
Frame=50 AutoSelect=N.A. AnalSect=100x100 MatProp=Default
Frame=51 AutoSelect=N.A. AnalSect=100x100 MatProp=Default
Frame=52 AutoSelect=N.A. AnalSect=100x100 MatProp=Default
Frame=53 AutoSelect=N.A. AnalSect=100x150 MatProp=Default
Frame=54 AutoSelect=N.A. AnalSect=100x150 MatProp=Default
Frame=55 AutoSelect=N.A. AnalSect=100x150 MatProp=Default
Frame=56 AutoSelect=N.A. AnalSect=100x150 MatProp=Default
Frame=57 AutoSelect=N.A. AnalSect=100x150 MatProp=Default
Frame=58 AutoSelect=N.A. AnalSect=100x150 MatProp=Default
  
```

TABLE: "FRAME SECTION PROPERTIES 01 - GENERAL"

```

SectionName=100x100 Material=Rck40 Shape=Rectangular t3=1 t2=1 Area=1
TorsConst=0.140833333333333 I33=8.33333333333333E-02 I22=8.33333333333333E-02 I23=0
AS2=0.833333333333333 AS3=0.833333333333333
S33=0.166666666666667 S22=0.166666666666667 Z33=0.25 Z22=0.25 R33=0.288675134594813
R22=0.288675134594813 Color=White FromFile=No AMod=1 A2Mod=1 A3Mod=1 JMod=1 I2Mod=1
I3Mod=1 MMod=1 WMod=1 Notes="Added 17/02/2015 14.58.21"
SectionName=100x150 Material=Rck40 Shape=Rectangular t3=1.5 t2=1 Area=1.5
TorsConst=0.293456790123457 I33=0.28125 I22=0.125 I23=0 AS2=1.25 AS3=1.25 S33=0.375
S22=0.25 Z33=0.5625 Z22=0.375
R33=0.433012701892219 R22=0.288675134594813 Color=Gray8Dark FromFile=No AMod=1
A2Mod=1 A3Mod=1 JMod=1 I2Mod=1 I3Mod=1 MMod=1 WMod=1 Notes="Added 17/02/2015 14.56.31"
SectionName=100x200 Material=Rck45 Shape=Rectangular t3=2 t2=1 Area=2
TorsConst=0.457760416666667 I33=0.666666666666667 I22=0.166666666666667 I23=0
AS2=1.66666666666667 AS3=1.66666666666667 S33=0.666666666666667
S22=0.333333333333333 Z33=1 Z22=0.5 R33=0.577350269189626 R22=0.288675134594813
Color=Blue FromFile=No AMod=1 A2Mod=1 A3Mod=1 JMod=1 I2Mod=1 I3Mod=1 MMod=1 WMod=1
Notes="Added 17/02/2015 14.59.02"
  
```

TABLE: "FRAME SECTION PROPERTIES 02 - CONCRETE COLUMN"

```

SectionName=100x100 RebarMatL=A615Gr60 RebarMatC=A615Gr60 ReinfConfig=Rectangular
LatReinf=Ties Cover=0.04 NumBars3Dir=3 NumBars2Dir=3 BarSizeL=#9 BarSizeC=#4
SpacingC=0.15 NumCBars2=3 NumCBars3=3 ReinfType=Design
SectionName=100x150 RebarMatL=A615Gr60 RebarMatC=A615Gr60 ReinfConfig=Rectangular
LatReinf=Ties Cover=0.04 NumBars3Dir=3 NumBars2Dir=3 BarSizeL=#9 BarSizeC=#4
SpacingC=0.15 NumCBars2=3 NumCBars3=3 ReinfType=Design
SectionName=100x200 RebarMatL=A615Gr60 RebarMatC=A615Gr60 ReinfConfig=Rectangular
LatReinf=Ties Cover=0.04 NumBars3Dir=3 NumBars2Dir=3 BarSizeL=#9 BarSizeC=#4
SpacingC=0.15 NumCBars2=3 NumCBars3=3 ReinfType=Design
  
```

TABLE: "FRAME SECTION PROPERTIES 13 - TIME DEPENDENT"

```

SectionName=100x100 TypeSize=Auto AutoSFSize=1
SectionName=100x150 TypeSize=Auto AutoSFSize=1
SectionName=100x200 TypeSize=Auto AutoSFSize=1
  
```

TABLE: "FRAME SPRING ASSIGNMENTS"

```

Frame=1 Type=Simple Stiffness=1000 SimpleType="Compression Only" Dir1Type="Object Axes"
Dir=2
Frame=2 Type=Simple Stiffness=1000 SimpleType="Compression Only" Dir1Type="Object Axes"
Dir=2
Frame=3 Type=Simple Stiffness=1000 SimpleType="Compression Only" Dir1Type="Object Axes"
Dir=2
Frame=4 Type=Simple Stiffness=1000 SimpleType="Compression Only" Dir1Type="Object Axes"
Dir=2
Frame=5 Type=Simple Stiffness=1000 SimpleType="Compression Only" Dir1Type="Object Axes"
Dir=2
Frame=6 Type=Simple Stiffness=1000 SimpleType="Compression Only" Dir1Type="Object Axes"
Dir=2
Frame=17 Type=Simple Stiffness=2000 SimpleType="Compression Only" Dir1Type="Object Axes"
Dir=2
Frame=18 Type=Simple Stiffness=2000 SimpleType="Compression Only" Dir1Type="Object Axes"
Dir=2
Frame=19 Type=Simple Stiffness=2000 SimpleType="Compression Only" Dir1Type="Object Axes"
Dir=2
Frame=20 Type=Simple Stiffness=2000 SimpleType="Compression Only" Dir1Type="Object Axes"
Dir=2
Frame=21 Type=Simple Stiffness=2000 SimpleType="Compression Only" Dir1Type="Object Axes"
Dir=2
Frame=22 Type=Simple Stiffness=2000 SimpleType="Compression Only" Dir1Type="Object Axes"
Dir=2
Frame=23 Type=Simple Stiffness=2000 SimpleType="Compression Only" Dir1Type="Object Axes"
Dir=2
  
```




Collegamento autostradale Asti – Cuneo – Tronco Il Lotto 6
PROGETTO ESECUTIVO
Galleria Verduno – Relazione di calcolo galleria artificiale – Lato Cherasco

Dir=2	Frame=24	Type=Simple	Stiffness=2000	SimpleType="Compression Only"	Dir1Type="Object Axes"
Dir=2	Frame=25	Type=Simple	Stiffness=2000	SimpleType="Compression Only"	Dir1Type="Object Axes"
Dir=2	Frame=26	Type=Simple	Stiffness=4000	SimpleType="Compression Only"	Dir1Type="Object Axes"
Dir=2	Frame=27	Type=Simple	Stiffness=4000	SimpleType="Compression Only"	Dir1Type="Object Axes"
Dir=2	Frame=28	Type=Simple	Stiffness=1000	SimpleType="Compression Only"	Dir1Type="Object Axes"
Dir=2	Frame=31	Type=Simple	Stiffness=1000	SimpleType="Compression Only"	Dir1Type="Object Axes"
Dir=2	Frame=32	Type=Simple	Stiffness=4000	SimpleType="Compression Only"	Dir1Type="Object Axes"
Dir=2	Frame=33	Type=Simple	Stiffness=4000	SimpleType="Compression Only"	Dir1Type="Object Axes"
Dir=2	Frame=34	Type=Simple	Stiffness=2000	SimpleType="Compression Only"	Dir1Type="Object Axes"
Dir=2	Frame=35	Type=Simple	Stiffness=2000	SimpleType="Compression Only"	Dir1Type="Object Axes"
Dir=2	Frame=36	Type=Simple	Stiffness=2000	SimpleType="Compression Only"	Dir1Type="Object Axes"
Dir=2	Frame=37	Type=Simple	Stiffness=2000	SimpleType="Compression Only"	Dir1Type="Object Axes"
Dir=2	Frame=38	Type=Simple	Stiffness=2000	SimpleType="Compression Only"	Dir1Type="Object Axes"
Dir=2	Frame=39	Type=Simple	Stiffness=2000	SimpleType="Compression Only"	Dir1Type="Object Axes"
Dir=2	Frame=40	Type=Simple	Stiffness=2000	SimpleType="Compression Only"	Dir1Type="Object Axes"
Dir=2	Frame=41	Type=Simple	Stiffness=2000	SimpleType="Compression Only"	Dir1Type="Object Axes"
Dir=2	Frame=42	Type=Simple	Stiffness=2000	SimpleType="Compression Only"	Dir1Type="Object Axes"
Dir=2	Frame=53	Type=Simple	Stiffness=1000	SimpleType="Compression Only"	Dir1Type="Object Axes"
Dir=2	Frame=54	Type=Simple	Stiffness=1000	SimpleType="Compression Only"	Dir1Type="Object Axes"
Dir=2	Frame=55	Type=Simple	Stiffness=1000	SimpleType="Compression Only"	Dir1Type="Object Axes"
Dir=2	Frame=56	Type=Simple	Stiffness=1000	SimpleType="Compression Only"	Dir1Type="Object Axes"
Dir=2	Frame=57	Type=Simple	Stiffness=1000	SimpleType="Compression Only"	Dir1Type="Object Axes"
Dir=2	Frame=58	Type=Simple	Stiffness=1000	SimpleType="Compression Only"	Dir1Type="Object Axes"

TABLE: "FUNCTION - PLOT FUNCTIONS"
PlotFunc="Input Energy" Type=Energy Component=Input Mode=All

TABLE: "FUNCTION - POWER SPECTRAL DENSITY - USER"
Name=UNIFPSD Frequency=0 Value=1
Name=UNIFPSD Frequency=1 Value=1

TABLE: "FUNCTION - RESPONSE SPECTRUM - USER"
Name=UNIFRS Period=0 Accel=1 FuncDamp=0.05
Name=UNIFRS Period=1 Accel=1

TABLE: "FUNCTION - STEADY STATE - USER"
Name=UNIFSS Frequency=0 Value=1
Name=UNIFSS Frequency=1 Value=1

TABLE: "FUNCTION - TIME HISTORY - USER"
Name=RAMPTH Time=0 Value=0
Name=RAMPTH Time=1 Value=1
Name=RAMPTH Time=4 Value=1
Name=UNIFTH Time=0 Value=1
Name=UNIFTH Time=1 Value=1

TABLE: "GRID LINES"
CoordSys=GLOBAL AxisDir=X XYZCoord=-7.80028783552717 LineType=Primary LineColor=Gray4
Visible=Yes BubbleLoc=End AllVisible=Yes BubbleSize=2.4384
CoordSys=GLOBAL AxisDir=X XYZCoord=0 LineType=Primary LineColor=Gray4 Visible=Yes
BubbleLoc=End
CoordSys=GLOBAL AxisDir=X XYZCoord=7.80028783552598 LineType=Primary LineColor=Gray4
Visible=Yes BubbleLoc=End
CoordSys=GLOBAL AxisDir=Y XYZCoord=0 LineType=Primary LineColor=Gray4 Visible=Yes
BubbleLoc=End
CoordSys=GLOBAL AxisDir=Z XYZCoord=0 LineType=Primary LineColor=Gray4 Visible=Yes
BubbleLoc=End
CoordSys=GLOBAL AxisDir=Z XYZCoord=16.0505008034144 LineType=Primary LineColor=Gray4
Visible=Yes BubbleLoc=End



Collegamento autostradale Asti – Cuneo – Tronco II Lotto 6
PROGETTO ESECUTIVO
Galleria Verduno – Relazione di calcolo galleria artificiale – Lato Cherasco

TABLE: "GROUPS 1 - DEFINITIONS"

GroupName=All	Selection=Yes	SectionCut=Yes	Steel=Yes	Concrete=Yes	Aluminum=Yes
ColdFormed=Yes	Stage=Yes	Bridge=Yes	AutoSeismic=No	AutoWind=No	SelDesSteel=No
SelDesAlum=No	SelDesCold=No	MassWeight=Yes	Color=Red		
GroupName=DXFIN	Selection=Yes	SectionCut=Yes	Steel=Yes	Concrete=Yes	Aluminum=Yes
ColdFormed=Yes	Stage=Yes	Bridge=Yes	AutoSeismic=No	AutoWind=No	SelDesSteel=No
SelDesAlum=No	SelDesCold=No	MassWeight=Yes	Color=Black		

TABLE: "GROUPS 2 - ASSIGNMENTS"

GroupName=DXFIN	ObjectType=Frame	ObjectLabel=1
GroupName=DXFIN	ObjectType=Frame	ObjectLabel=2
GroupName=DXFIN	ObjectType=Frame	ObjectLabel=3
GroupName=DXFIN	ObjectType=Frame	ObjectLabel=4
GroupName=DXFIN	ObjectType=Frame	ObjectLabel=5
GroupName=DXFIN	ObjectType=Frame	ObjectLabel=6
GroupName=DXFIN	ObjectType=Frame	ObjectLabel=7
GroupName=DXFIN	ObjectType=Frame	ObjectLabel=8
GroupName=DXFIN	ObjectType=Frame	ObjectLabel=9
GroupName=DXFIN	ObjectType=Frame	ObjectLabel=10
GroupName=DXFIN	ObjectType=Frame	ObjectLabel=11
GroupName=DXFIN	ObjectType=Frame	ObjectLabel=12
GroupName=DXFIN	ObjectType=Frame	ObjectLabel=13
GroupName=DXFIN	ObjectType=Frame	ObjectLabel=14
GroupName=DXFIN	ObjectType=Frame	ObjectLabel=15
GroupName=DXFIN	ObjectType=Frame	ObjectLabel=16
GroupName=DXFIN	ObjectType=Frame	ObjectLabel=17
GroupName=DXFIN	ObjectType=Frame	ObjectLabel=18
GroupName=DXFIN	ObjectType=Frame	ObjectLabel=19
GroupName=DXFIN	ObjectType=Frame	ObjectLabel=20
GroupName=DXFIN	ObjectType=Frame	ObjectLabel=21
GroupName=DXFIN	ObjectType=Frame	ObjectLabel=22
GroupName=DXFIN	ObjectType=Frame	ObjectLabel=23
GroupName=DXFIN	ObjectType=Frame	ObjectLabel=24
GroupName=DXFIN	ObjectType=Frame	ObjectLabel=25
GroupName=DXFIN	ObjectType=Frame	ObjectLabel=26
GroupName=DXFIN	ObjectType=Frame	ObjectLabel=27
GroupName=DXFIN	ObjectType=Frame	ObjectLabel=28
GroupName=DXFIN	ObjectType=Frame	ObjectLabel=29
GroupName=DXFIN	ObjectType=Frame	ObjectLabel=30
GroupName=DXFIN	ObjectType=Frame	ObjectLabel=31
GroupName=DXFIN	ObjectType=Frame	ObjectLabel=32
GroupName=DXFIN	ObjectType=Frame	ObjectLabel=33
GroupName=DXFIN	ObjectType=Frame	ObjectLabel=34
GroupName=DXFIN	ObjectType=Frame	ObjectLabel=35
GroupName=DXFIN	ObjectType=Frame	ObjectLabel=36
GroupName=DXFIN	ObjectType=Frame	ObjectLabel=37
GroupName=DXFIN	ObjectType=Frame	ObjectLabel=38
GroupName=DXFIN	ObjectType=Frame	ObjectLabel=39
GroupName=DXFIN	ObjectType=Frame	ObjectLabel=40
GroupName=DXFIN	ObjectType=Frame	ObjectLabel=41
GroupName=DXFIN	ObjectType=Frame	ObjectLabel=42
GroupName=DXFIN	ObjectType=Frame	ObjectLabel=43
GroupName=DXFIN	ObjectType=Frame	ObjectLabel=44
GroupName=DXFIN	ObjectType=Frame	ObjectLabel=45
GroupName=DXFIN	ObjectType=Frame	ObjectLabel=46
GroupName=DXFIN	ObjectType=Frame	ObjectLabel=47
GroupName=DXFIN	ObjectType=Frame	ObjectLabel=48
GroupName=DXFIN	ObjectType=Frame	ObjectLabel=49
GroupName=DXFIN	ObjectType=Frame	ObjectLabel=50
GroupName=DXFIN	ObjectType=Frame	ObjectLabel=51
GroupName=DXFIN	ObjectType=Frame	ObjectLabel=52
GroupName=DXFIN	ObjectType=Frame	ObjectLabel=53
GroupName=DXFIN	ObjectType=Frame	ObjectLabel=54
GroupName=DXFIN	ObjectType=Frame	ObjectLabel=55
GroupName=DXFIN	ObjectType=Frame	ObjectLabel=56
GroupName=DXFIN	ObjectType=Frame	ObjectLabel=57
GroupName=DXFIN	ObjectType=Frame	ObjectLabel=58

TABLE: "JOINT COORDINATES"

Joint=1	CoordSys=GLOBAL	CoordType=Cartesian	XorR=-7.80028783552717	Y=0
Z=4.99522850335671	SpecialJt=No			
Joint=2	CoordSys=GLOBAL	CoordType=Cartesian	XorR=-7.80028783552507	Y=0
Z=6.04170561922535	SpecialJt=No			
Joint=3	CoordSys=GLOBAL	CoordType=Cartesian	XorR=-7.80028783552507	Y=0
Z=7.08818273509769	SpecialJt=No			
Joint=4	CoordSys=GLOBAL	CoordType=Cartesian	XorR=-7.80028783552507	Y=0
Z=8.13465985096997	SpecialJt=No			
Joint=5	CoordSys=GLOBAL	CoordType=Cartesian	XorR=-7.80028783552507	Y=0
Z=9.18113696684225	SpecialJt=No			
Joint=6	CoordSys=GLOBAL	CoordType=Cartesian	XorR=-7.80028783552507	Y=0
Z=10.2276140827146	SpecialJt=No			
Joint=7	CoordSys=GLOBAL	CoordType=Cartesian	XorR=-7.80028783552507	Y=0
Z=11.2740911985869	SpecialJt=No			



Collegamento autostradale Asti – Cuneo – Tronco II Lotto 6
PROGETTO ESECUTIVO
Galleria Verduno – Relazione di calcolo galleria artificiale – Lato Cherasco

Joint=8	CoordSys=GLOBAL	CoordType=Cartesian	XorR=-7.13103830193262	Y=0	Z=0	SpecialJt=No
Z=11.9433407321798	SpecialJt=No					
Joint=9	CoordSys=GLOBAL	CoordType=Cartesian	XorR=-6.46178876834017	Y=0	Z=0	SpecialJt=No
Z=12.6125902657726	SpecialJt=No					
Joint=10	CoordSys=GLOBAL	CoordType=Cartesian	XorR=-5.79253923474772	Y=0	Z=0	SpecialJt=No
Z=13.2818397993655	SpecialJt=No					
Joint=11	CoordSys=GLOBAL	CoordType=Cartesian	XorR=-5.12314429999992	Y=0	Z=0	SpecialJt=No
Z=13.9509432015072	SpecialJt=No					
Joint=12	CoordSys=GLOBAL	CoordType=Cartesian	XorR=-4.40777591441321	Y=0	Z=0	SpecialJt=No
Z=14.5696385383225	SpecialJt=No					
Joint=13	CoordSys=GLOBAL	CoordType=Cartesian	XorR=-3.61842361731414	Y=0	Z=0	SpecialJt=No
Z=15.0906556186165	SpecialJt=No					
Joint=14	CoordSys=GLOBAL	CoordType=Cartesian	XorR=-2.76833657826899	Y=0	Z=0	SpecialJt=No
Z=15.5052492424714	SpecialJt=No					
Joint=15	CoordSys=GLOBAL	CoordType=Cartesian	XorR=-1.87178339112091	Y=0	Z=0	SpecialJt=No
Z=15.8064605130248	SpecialJt=No					
Joint=16	CoordSys=GLOBAL	CoordType=Cartesian	XorR=-0.943812577607957	Y=0	Z=0	SpecialJt=No
Z=15.989233640595	SpecialJt=No					
Joint=17	CoordSys=GLOBAL	CoordType=Cartesian	XorR=4.547E-13	Y=0	Z=16.0505008034144	SpecialJt=No
SpecialJt=No						
Joint=18	CoordSys=GLOBAL	CoordType=Cartesian	XorR=9.095E-13	Y=0	Z=0	SpecialJt=No
Joint=19	CoordSys=GLOBAL	CoordType=Cartesian	XorR=-0.774615462357247	Y=0	Z=0	SpecialJt=No
Z=0.034357238474513	SpecialJt=No					
Joint=20	CoordSys=GLOBAL	CoordType=Cartesian	XorR=-1.54314737876689	Y=0	Z=0	SpecialJt=No
Z=0.13715912473873	SpecialJt=No					
Joint=21	CoordSys=GLOBAL	CoordType=Cartesian	XorR=-2.29955998122006	Y=0	Z=0	SpecialJt=No
Z=0.307598290454394	SpecialJt=No					
Joint=22	CoordSys=GLOBAL	CoordType=Cartesian	XorR=-3.03791268235875	Y=0	Z=0	SpecialJt=No
Z=0.544336168879113	SpecialJt=No					
Joint=23	CoordSys=GLOBAL	CoordType=Cartesian	XorR=-3.75240673067105	Y=0	Z=0	SpecialJt=No
Z=0.845513507479041	SpecialJt=No					
Joint=24	CoordSys=GLOBAL	CoordType=Cartesian	XorR=-4.43743075176025	Y=0	Z=0	SpecialJt=No
Z=1.20876496981703	SpecialJt=No					
Joint=25	CoordSys=GLOBAL	CoordType=Cartesian	XorR=-5.08760481802278	Y=0	Z=0	SpecialJt=No
Z=1.63123771203766	SpecialJt=No					
Joint=26	CoordSys=GLOBAL	CoordType=Cartesian	XorR=-5.69782270062802	Y=0	Z=0	SpecialJt=No
Z=2.10961378805803	SpecialJt=No					
Joint=27	CoordSys=GLOBAL	CoordType=Cartesian	XorR=-6.26329197196799	Y=0	Z=0	SpecialJt=No
Z=2.6401362074995	SpecialJt=No					
Joint=28	CoordSys=GLOBAL	CoordType=Cartesian	XorR=-6.77957164362749	Y=0	Z=0	SpecialJt=No
Z=3.21863844171384	SpecialJt=No					
Joint=29	CoordSys=GLOBAL	CoordType=Cartesian	XorR=-7.80028783552507	Y=0	Z=0	SpecialJt=No
Z=3.21863844171384	SpecialJt=No					
Joint=30	CoordSys=GLOBAL	CoordType=Cartesian	XorR=6.7795716436284	Y=0	Z=3.21863844171384	SpecialJt=No
SpecialJt=No						
Joint=31	CoordSys=GLOBAL	CoordType=Cartesian	XorR=7.80028783551825	Y=0	Z=4.9952285033396	SpecialJt=No
SpecialJt=No						
Joint=32	CoordSys=GLOBAL	CoordType=Cartesian	XorR=7.80028783552598	Y=0	Z=0	SpecialJt=No
Z=3.21863844171384	SpecialJt=No					
Joint=33	CoordSys=GLOBAL	CoordType=Cartesian	XorR=6.2632919719689	Y=0	Z=2.6401362074995	SpecialJt=No
SpecialJt=No						
Joint=34	CoordSys=GLOBAL	CoordType=Cartesian	XorR=5.69782270062893	Y=0	Z=0	SpecialJt=No
Z=2.10961378805803	SpecialJt=No					
Joint=35	CoordSys=GLOBAL	CoordType=Cartesian	XorR=5.08760481802369	Y=0	Z=0	SpecialJt=No
Z=1.63123771203766	SpecialJt=No					
Joint=36	CoordSys=GLOBAL	CoordType=Cartesian	XorR=4.43743075176116	Y=0	Z=0	SpecialJt=No
Z=1.20876496981703	SpecialJt=No					
Joint=37	CoordSys=GLOBAL	CoordType=Cartesian	XorR=3.75240673067196	Y=0	Z=0	SpecialJt=No
Z=0.845513507479041	SpecialJt=No					
Joint=38	CoordSys=GLOBAL	CoordType=Cartesian	XorR=3.03791268235966	Y=0	Z=0	SpecialJt=No
Z=0.544336168879113	SpecialJt=No					
Joint=39	CoordSys=GLOBAL	CoordType=Cartesian	XorR=2.29955998122097	Y=0	Z=0	SpecialJt=No
Z=0.307598290454394	SpecialJt=No					
Joint=40	CoordSys=GLOBAL	CoordType=Cartesian	XorR=1.5431473787678	Y=0	Z=0.13715912473873	SpecialJt=No
SpecialJt=No						
Joint=41	CoordSys=GLOBAL	CoordType=Cartesian	XorR=0.774615462358156	Y=0	Z=0	SpecialJt=No
Z=0.034357238474513	SpecialJt=No					
Joint=42	CoordSys=GLOBAL	CoordType=Cartesian	XorR=0.943812577608867	Y=0	Z=0	SpecialJt=No
Z=15.989233640595	SpecialJt=No					
Joint=43	CoordSys=GLOBAL	CoordType=Cartesian	XorR=1.87178339112182	Y=0	Z=0	SpecialJt=No
Z=15.8064605130248	SpecialJt=No					
Joint=44	CoordSys=GLOBAL	CoordType=Cartesian	XorR=2.7683365782699	Y=0	Z=15.5052492424714	SpecialJt=No
SpecialJt=No						
Joint=45	CoordSys=GLOBAL	CoordType=Cartesian	XorR=3.61842361731504	Y=0	Z=0	SpecialJt=No
Z=15.0906556186165	SpecialJt=No					
Joint=46	CoordSys=GLOBAL	CoordType=Cartesian	XorR=4.40777591441412	Y=0	Z=0	SpecialJt=No
Z=14.5696385383225	SpecialJt=No					
Joint=47	CoordSys=GLOBAL	CoordType=Cartesian	XorR=5.12314430000083	Y=0	Z=0	SpecialJt=No
Z=13.9509432015072	SpecialJt=No					
Joint=48	CoordSys=GLOBAL	CoordType=Cartesian	XorR=5.79253923474863	Y=0	Z=0	SpecialJt=No
Z=13.2818397993655	SpecialJt=No					
Joint=49	CoordSys=GLOBAL	CoordType=Cartesian	XorR=6.46178876834108	Y=0	Z=0	SpecialJt=No
Z=12.6125902657726	SpecialJt=No					



Collegamento autostradale Asti – Cuneo – Tronco Il Lotto 6
PROGETTO ESECUTIVO
Galleria Verduno – Relazione di calcolo galleria artificiale – Lato Cherasco

Joint=50	CoordSys=GLOBAL	CoordType=Cartesian	XorR=7.13103830193353	Y=0
Z=11.9433407321798	SpecialJt=No			
Joint=51	CoordSys=GLOBAL	CoordType=Cartesian	XorR=7.80028783552598	Y=0
Z=11.2740911985869	SpecialJt=No			
Joint=52	CoordSys=GLOBAL	CoordType=Cartesian	XorR=7.80028783552598	Y=0
Z=10.2276140827146	SpecialJt=No			
Joint=53	CoordSys=GLOBAL	CoordType=Cartesian	XorR=7.80028783552598	Y=0
Z=9.18113696684225	SpecialJt=No			
Joint=54	CoordSys=GLOBAL	CoordType=Cartesian	XorR=7.80028783552598	Y=0
Z=8.13465985096997	SpecialJt=No			
Joint=55	CoordSys=GLOBAL	CoordType=Cartesian	XorR=7.80028783552598	Y=0
Z=7.08818273509769	SpecialJt=No			
Joint=56	CoordSys=GLOBAL	CoordType=Cartesian	XorR=7.80028783552598	Y=0
Z=6.04170561922535	SpecialJt=No			

TABLE: "JOINT PATTERN DEFINITIONS"
Pattern=Default

TABLE: "LOAD CASE DEFINITIONS"

Case=DEAD	Type=NonStatic	InitialCond=Zero	DesTypeOpt="Prog Det"	DesignType=DEAD
DesActOpt="Prog Det"	DesignAct=Non-Composite	AutoType=None	RunCase=No	
Case=Ricoprimento	Type=NonStatic	InitialCond=Zero	DesTypeOpt="Prog Det"	DesignType=DEAD
DesActOpt="Prog Det"	DesignAct=Non-Composite	AutoType=None	RunCase=No	
Case="Spinta Ka DX"	Type=NonStatic	InitialCond=Zero	DesTypeOpt="Prog Det"	DesignType=DEAD
DesActOpt="Prog Det"	DesignAct=Non-Composite	AutoType=None	RunCase=No	
Case="Spinta Ka SX"	Type=NonStatic	InitialCond=Zero	DesTypeOpt="Prog Det"	DesignType=DEAD
DesActOpt="Prog Det"	DesignAct=Non-Composite	AutoType=None	RunCase=No	
Case="Q Spinta Ka DX"	Type=NonStatic	InitialCond=Zero	DesTypeOpt="Prog Det"	DesignType=DEAD
DesActOpt="Prog Det"	DesignAct=Non-Composite	AutoType=None	RunCase=No	
Case="Q Spinta Ka SX"	Type=NonStatic	InitialCond=Zero	DesTypeOpt="Prog Det"	DesignType=DEAD
DesActOpt="Prog Det"	DesignAct=Non-Composite	AutoType=None	RunCase=No	
Case="Spinta K0 DX"	Type=NonStatic	InitialCond=Zero	DesTypeOpt="Prog Det"	DesignType=DEAD
DesActOpt="Prog Det"	DesignAct=Non-Composite	AutoType=None	RunCase=No	
Case="Spinta K0 SX"	Type=NonStatic	InitialCond=Zero	DesTypeOpt="Prog Det"	DesignType=DEAD
DesActOpt="Prog Det"	DesignAct=Non-Composite	AutoType=None	RunCase=No	
Case="Q Spinta K0 DX"	Type=NonStatic	InitialCond=Zero	DesTypeOpt="Prog Det"	DesignType=DEAD
DesActOpt="Prog Det"	DesignAct=Non-Composite	AutoType=None	RunCase=No	
Case="Q Spinta K0 SX"	Type=NonStatic	InitialCond=Zero	DesTypeOpt="Prog Det"	DesignType=DEAD
DesActOpt="Prog Det"	DesignAct=Non-Composite	AutoType=None	RunCase=No	
Case=Q	Type=NonStatic	InitialCond=Zero	DesTypeOpt="Prog Det"	DesignType=DEAD
DesActOpt="Prog Det"	DesignAct=Non-Composite	AutoType=None	RunCase=No	
Case="WOOD SX SLV"	Type=NonStatic	InitialCond=Zero	DesTypeOpt="Prog Det"	DesignType=DEAD
DesActOpt="Prog Det"	DesignAct=Non-Composite	AutoType=None	RunCase=No	
Case="WOOD SX SLD"	Type=NonStatic	InitialCond=Zero	DesTypeOpt="Prog Det"	DesignType=DEAD
DesActOpt="Prog Det"	DesignAct=Non-Composite	AutoType=None	RunCase=No	
Case="Inerzia +X SLV"	Type=NonStatic	InitialCond=Zero	DesTypeOpt="Prog Det"	DesignType=DEAD
DesActOpt="Prog Det"	DesignAct=Non-Composite	AutoType=None	RunCase=No	
Case="Inerzia +Z SLV"	Type=NonStatic	InitialCond=Zero	DesTypeOpt="Prog Det"	DesignType=DEAD
DesActOpt="Prog Det"	DesignAct=Non-Composite	AutoType=None	RunCase=No	
Case="Inerzia +X SLD"	Type=NonStatic	InitialCond=Zero	DesTypeOpt="Prog Det"	DesignType=DEAD
DesActOpt="Prog Det"	DesignAct=Non-Composite	AutoType=None	RunCase=No	
Case="Inerzia +Z SLD"	Type=NonStatic	InitialCond=Zero	DesTypeOpt="Prog Det"	DesignType=DEAD
DesActOpt="Prog Det"	DesignAct=Non-Composite	AutoType=None	RunCase=No	
Case=Falda	Type=NonStatic	InitialCond=Zero	DesTypeOpt="Prog Det"	DesignType=DEAD
DesActOpt="Prog Det"	DesignAct=Non-Composite	AutoType=None	RunCase=No	
Case=SLU-1	Type=NonStatic	InitialCond=Zero	DesTypeOpt="Prog Det"	DesignType=DEAD
DesActOpt="Prog Det"	DesignAct=Non-Composite	AutoType=None	RunCase=Yes	
Case=SLU-2	Type=NonStatic	InitialCond=Zero	DesTypeOpt="Prog Det"	DesignType=DEAD
DesActOpt="Prog Det"	DesignAct=Non-Composite	AutoType=None	RunCase=Yes	
Case=SLU-3	Type=NonStatic	InitialCond=Zero	DesTypeOpt="Prog Det"	DesignType=DEAD
DesActOpt="Prog Det"	DesignAct=Non-Composite	AutoType=None	RunCase=Yes	
Case=SLU-4	Type=NonStatic	InitialCond=Zero	DesTypeOpt="Prog Det"	DesignType=DEAD
DesActOpt="Prog Det"	DesignAct=Non-Composite	AutoType=None	RunCase=Yes	
Case=SLU-5	Type=NonStatic	InitialCond=Zero	DesTypeOpt="Prog Det"	DesignType=DEAD
DesActOpt="Prog Det"	DesignAct=Non-Composite	AutoType=None	RunCase=Yes	
Case=SLU-6	Type=NonStatic	InitialCond=Zero	DesTypeOpt="Prog Det"	DesignType=DEAD
DesActOpt="Prog Det"	DesignAct=Non-Composite	AutoType=None	RunCase=Yes	
Case=SLU-7	Type=NonStatic	InitialCond=Zero	DesTypeOpt="Prog Det"	DesignType=DEAD
DesActOpt="Prog Det"	DesignAct=Non-Composite	AutoType=None	RunCase=Yes	
Case=SLU-8	Type=NonStatic	InitialCond=Zero	DesTypeOpt="Prog Det"	DesignType=DEAD
DesActOpt="Prog Det"	DesignAct=Non-Composite	AutoType=None	RunCase=Yes	
Case=SLU-9	Type=NonStatic	InitialCond=Zero	DesTypeOpt="Prog Det"	DesignType=DEAD
DesActOpt="Prog Det"	DesignAct=Non-Composite	AutoType=None	RunCase=Yes	
Case=SLU-10	Type=NonStatic	InitialCond=Zero	DesTypeOpt="Prog Det"	DesignType=DEAD
DesActOpt="Prog Det"	DesignAct=Non-Composite	AutoType=None	RunCase=Yes	
Case=SLU-11	Type=NonStatic	InitialCond=Zero	DesTypeOpt="Prog Det"	DesignType=DEAD
DesActOpt="Prog Det"	DesignAct=Non-Composite	AutoType=None	RunCase=Yes	
Case=SLU-12	Type=NonStatic	InitialCond=Zero	DesTypeOpt="Prog Det"	DesignType=DEAD
DesActOpt="Prog Det"	DesignAct=Non-Composite	AutoType=None	RunCase=Yes	
Case=SLU-13	Type=NonStatic	InitialCond=Zero	DesTypeOpt="Prog Det"	DesignType=DEAD
DesActOpt="Prog Det"	DesignAct=Non-Composite	AutoType=None	RunCase=Yes	
Case=SLU-14	Type=NonStatic	InitialCond=Zero	DesTypeOpt="Prog Det"	DesignType=DEAD
DesActOpt="Prog Det"	DesignAct=Non-Composite	AutoType=None	RunCase=Yes	



Collegamento autostradale Asti – Cuneo – Tronco II Lotto 6
PROGETTO ESECUTIVO
Galleria Verduno – Relazione di calcolo galleria artificiale – Lato Cherasco

LoadPat="Q Spinta Ka SX" DesignType=DEAD SelfWtMult=0
LoadPat="Spinta K0 DX" DesignType=DEAD SelfWtMult=0
LoadPat="Spinta K0 SX" DesignType=DEAD SelfWtMult=0
LoadPat="Q Spinta K0 DX" DesignType=DEAD SelfWtMult=0
LoadPat="Q Spinta K0 SX" DesignType=DEAD SelfWtMult=0
LoadPat=Q DesignType=DEAD SelfWtMult=0
LoadPat="WOOD SX SLV" DesignType=DEAD SelfWtMult=0
LoadPat="WOOD SX SLD" DesignType=DEAD SelfWtMult=0
LoadPat="Inerzia +X SLV" DesignType=DEAD SelfWtMult=0
LoadPat="Inerzia +Z SLV" DesignType=DEAD SelfWtMult=0
LoadPat="Inerzia +X SLD" DesignType=DEAD SelfWtMult=0
LoadPat="Inerzia +Z SLD" DesignType=DEAD SelfWtMult=0
LoadPat=Falda DesignType=DEAD SelfWtMult=0

TABLE: "MASS SOURCE"

MassSource=MSSSRC1 Elements=Yes Masses=Yes Loads=No IsDefault=Yes

TABLE: "MATERIAL PROPERTIES 01 - GENERAL"

Material=A615Gr60 Type=Rebar SymType=Uniaxial TempDepend=No Color=White Notes="ASTM A615
Grade 60 17/02/2015 14.56.31"
Material=A992Fy50 Type=Steel SymType=Isotropic TempDepend=No Color=Cyan Notes="ASTM A992
Grade 50 16/02/2015 18.26.43"
Material=Rck40 Type=Concrete SymType=Isotropic TempDepend=No Color=Red Notes="Customary
f'c 4000 psi 16/02/2015 18.26.43"
Material=Rck45 Type=Concrete SymType=Isotropic TempDepend=No Color=Red Notes="Customary
f'c 4000 psi 16/02/2015 18.26.43"

TABLE: "MATERIAL PROPERTIES 02 - BASIC MECHANICAL PROPERTIES"

Material=A615Gr60 UnitWeight=76.9728639422648 UnitMass=7.84904737995992 E1=199947978.795958
A1=0.0000117
Material=A992Fy50 UnitWeight=76.9728639422648 UnitMass=7.84904737995992 E1=199947978.795958
G12=76903068.7676762 U12=0.3 A1=0.0000117
Material=Rck40 UnitWeight=25 UnitMass=2.54929048055605 E1=33643000 G12=14017916.6666667
U12=0.2 A1=0.0000099
Material=Rck45 UnitWeight=25 UnitMass=2.54929048055605 E1=34625000 G12=14427083.3333333
U12=0.2 A1=0.0000099

TABLE: "MATERIAL PROPERTIES 03A - STEEL DATA"

Material=A992Fy50 Fy=344737.894475789 Fu=448159.262818526 EffFy=379211.683923368
EffFu=492975.189100378 SSCurveOpt=Simple SSHysType=Kinematic SHard=0.015 SMax=0.11
SRup=0.17 FinalSlope=-0.1

TABLE: "MATERIAL PROPERTIES 03B - CONCRETE DATA"

Material=Rck40 Fc=27579.0315580631 LtWtConc=No SSCurveOpt=Mander SSHysType=Takeda
SFC=0.00221914 SCap=0.005 FinalSlope=-0.1 FAngle=0 DAngle=0
Material=Rck45 Fc=27579.0315580631 LtWtConc=No SSCurveOpt=Mander SSHysType=Takeda
SFC=0.00221914 SCap=0.005 FinalSlope=-0.1 FAngle=0 DAngle=0

TABLE: "MATERIAL PROPERTIES 03E - REBAR DATA"

Material=A615Gr60 Fy=413685.473370947 Fu=620528.21005642 EffFy=455054.020708041
EffFu=682581.031062062 SSCurveOpt=Simple SSHysType=Kinematic SHard=0.01 SCap=0.09
FinalSlope=-0.1 UseCTDef=No

TABLE: "MATERIAL PROPERTIES 06 - DAMPING PARAMETERS"

Material=A615Gr60 ModalRatio=0 VisMass=0 VisStiff=0 HysMass=0 HysStiff=0
Material=A992Fy50 ModalRatio=0 VisMass=0 VisStiff=0 HysMass=0 HysStiff=0
Material=Rck40 ModalRatio=0 VisMass=0 VisStiff=0 HysMass=0 HysStiff=0
Material=Rck45 ModalRatio=0 VisMass=0 VisStiff=0 HysMass=0 HysStiff=0

TABLE: "OPTIONS - COLORS - DISPLAY"

DeviceType=Screen Points=Gray8Dark LinesFrame=Black LinesFrmDL=Gray4 LinesCable=Black
LinesTendon=Black SpringLinks=Gray8Dark Restraints=Gray8Dark Releases=Gray4 Axes=Black
Text=Black ShadowLines=Gray4 _
GuideLines=Gray4 Highlight=Black Selection=Black AreaFillBot=Gray4
AreaFillTop=Gray8Dark AreaFillSd=Gray4 AreaEdge=Black SolidF1=Gray1Light SolidF2=Gray2
SolidF3=Gray3 SolidF4=Gray4 SolidF5=Gray5 _
SolidF6=Gray6 SolidEdge=Black Floor=Gray4 Background=White BGLowLeft=White
BGLowRight=White BGUpRight=White Darkness=0.5
DeviceType=Printer Points=Gray8Dark LinesFrame=Black LinesFrmDL=Gray4 LinesCable=Black
LinesTendon=Black SpringLinks=Gray8Dark Restraints=Gray8Dark Releases=Gray4 Axes=Black
Text=Black ShadowLines=Gray4 _
GuideLines=Gray4 Highlight=Black Selection=Black AreaFillBot=Gray4
AreaFillTop=Gray8Dark AreaFillSd=Gray4 AreaEdge=Black SolidF1=Gray1Light SolidF2=Gray2
SolidF3=Gray3 SolidF4=Gray4 SolidF5=Gray5 _
SolidF6=Gray6 SolidEdge=Black Floor=Gray4 Background=White BGLowLeft=White
BGLowRight=White BGUpRight=White Darkness=0.5
DeviceType="Color Printer" Points=Blue LinesFrame=Blue LinesFrmDL=Blue LinesCable=Green
LinesTendon=Green SpringLinks=Green Restraints=Green Releases=Green Axes=Cyan Text=Black
ShadowLines=Gray8Dark _
GuideLines=Gray8Dark Highlight=Red Selection=10504778 AreaFillBot=Red
AreaFillTop=16744703 AreaFillSd=Red AreaEdge=DarkRed SolidF1=Red SolidF2=Blue SolidF3=Green
SolidF4=Yellow SolidF5=White SolidF6=Cyan _



**Collegamento autostradale Asti – Cuneo – Tronco II Lotto 6
 PROGETTO ESECUTIVO
 Galleria Verduno – Relazione di calcolo galleria artificiale – Lato Cherasco**

SolidEdge=DarkRed Floor=Gray4 Background=White BGLowLeft=White BGLowRight=White
 BGUpRight=White Darkness=0.5

TABLE: "OPTIONS - COLORS - OUTPUT"

DeviceType=Screen Contour1=13107400 Contour2=6553828 Contour3=Red Contour4=16639
 Contour5=Orange Contour6=43775 Contour7=54527 Contour8=Yellow Contour9=65408
 Contour10=Green Contour11=8453888 Contour12=Cyan
 Contour13=16755200 Contour14=16733440 Contour15=Blue Transpare=0.5 Ratio1=Cyan
 Ratio2=Green Ratio3=Yellow Ratio4=Orange Ratio5=Red RatioNotD=Gray4 RatioNotC=Red
 RatioVal1=0.5 RatioVal2=0.7 RatioVal3=0.9
 RatioVal4=1 DFillPos=Gray8Dark DFillNeg=Gray8Dark DFillRPos=4210752 DFillRNeg=4210752
 DeviceType=Printer Contour1=Black Contour2=3158064 Contour3=4210752 Contour4=5263440
 Contour5=6316128 Contour6=7368816 Contour7=Gray8Dark Contour8=Gray7 Contour9=Gray6
 Contour10=Gray5 Contour11=Gray4
 Contour12=Gray3 Contour13=Gray2 Contour14=Gray1Light Contour15=White Transpare=0
 Ratio1=Gray2 Ratio2=Gray4 Ratio3=Gray8Dark Ratio4=4210752 Ratio5=Black RatioNotD=Gray4
 RatioNotC=Black RatioVal1=0.5
 RatioVal2=0.7 RatioVal3=0.9 RatioVal4=1 DFillPos=Gray8Dark DFillNeg=Gray8Dark
 DFillRPos=4210752 DFillRNeg=4210752
 DeviceType="Color Printer" Contour1=13107400 Contour2=6553828 Contour3=Red Contour4=16639
 Contour5=Orange Contour6=43775 Contour7=54527 Contour8=Yellow Contour9=65408
 Contour10=Green Contour11=8453888
 Contour12=Cyan Contour13=16755200 Contour14=16733440 Contour15=Blue Transpare=0
 Ratio1=Cyan Ratio2=Green Ratio3=Yellow Ratio4=Orange Ratio5=Red RatioNotD=Gray4
 RatioNotC=Red RatioVal1=0.5 RatioVal2=0.7
 RatioVal3=0.9 RatioVal4=1 DFillPos=Blue DFillNeg=Red DFillRPos=Green
 DFillRNeg=Green

TABLE: "OVERWRITES - CONCRETE DESIGN - ACI 318-11"

Frame=1	DesignSect="Program Determined"	FrameType="Program Determined"	RLLF=0	XMLMajor=0
XLMinor=0	XKMaj=0 XKMin=0 CmMaj=0 CmMin=0	DnsMaj=0 DnsMin=0	DsMaj=0	
DsMinor=0				
Frame=2	DesignSect="Program Determined"	FrameType="Program Determined"	RLLF=0	XMLMajor=0
XLMinor=0	XKMaj=0 XKMin=0 CmMaj=0 CmMin=0	DnsMaj=0 DnsMin=0	DsMaj=0	
DsMinor=0				
Frame=3	DesignSect="Program Determined"	FrameType="Program Determined"	RLLF=0	XMLMajor=0
XLMinor=0	XKMaj=0 XKMin=0 CmMaj=0 CmMin=0	DnsMaj=0 DnsMin=0	DsMaj=0	
DsMinor=0				
Frame=4	DesignSect="Program Determined"	FrameType="Program Determined"	RLLF=0	XMLMajor=0
XLMinor=0	XKMaj=0 XKMin=0 CmMaj=0 CmMin=0	DnsMaj=0 DnsMin=0	DsMaj=0	
DsMinor=0				
Frame=5	DesignSect="Program Determined"	FrameType="Program Determined"	RLLF=0	XMLMajor=0
XLMinor=0	XKMaj=0 XKMin=0 CmMaj=0 CmMin=0	DnsMaj=0 DnsMin=0	DsMaj=0	
DsMinor=0				
Frame=6	DesignSect="Program Determined"	FrameType="Program Determined"	RLLF=0	XMLMajor=0
XLMinor=0	XKMaj=0 XKMin=0 CmMaj=0 CmMin=0	DnsMaj=0 DnsMin=0	DsMaj=0	
DsMinor=0				
Frame=7	DesignSect="Program Determined"	FrameType="Program Determined"	RLLF=0	XMLMajor=0
XLMinor=0	XKMaj=0 XKMin=0 CmMaj=0 CmMin=0	DnsMaj=0 DnsMin=0	DsMaj=0	
DsMinor=0				
Frame=8	DesignSect="Program Determined"	FrameType="Program Determined"	RLLF=0	XMLMajor=0
XLMinor=0	XKMaj=0 XKMin=0 CmMaj=0 CmMin=0	DnsMaj=0 DnsMin=0	DsMaj=0	
DsMinor=0				
Frame=9	DesignSect="Program Determined"	FrameType="Program Determined"	RLLF=0	XMLMajor=0
XLMinor=0	XKMaj=0 XKMin=0 CmMaj=0 CmMin=0	DnsMaj=0 DnsMin=0	DsMaj=0	
DsMinor=0				
Frame=10	DesignSect="Program Determined"	FrameType="Program Determined"	RLLF=0	XMLMajor=0
XLMinor=0	XKMaj=0 XKMin=0 CmMaj=0 CmMin=0	DnsMaj=0 DnsMin=0	DsMaj=0	
DsMinor=0				
Frame=11	DesignSect="Program Determined"	FrameType="Program Determined"	RLLF=0	XMLMajor=0
XLMinor=0	XKMaj=0 XKMin=0 CmMaj=0 CmMin=0	DnsMaj=0 DnsMin=0	DsMaj=0	
DsMinor=0				
Frame=12	DesignSect="Program Determined"	FrameType="Program Determined"	RLLF=0	XMLMajor=0
XLMinor=0	XKMaj=0 XKMin=0 CmMaj=0 CmMin=0	DnsMaj=0 DnsMin=0	DsMaj=0	
DsMinor=0				
Frame=13	DesignSect="Program Determined"	FrameType="Program Determined"	RLLF=0	XMLMajor=0
XLMinor=0	XKMaj=0 XKMin=0 CmMaj=0 CmMin=0	DnsMaj=0 DnsMin=0	DsMaj=0	
DsMinor=0				
Frame=14	DesignSect="Program Determined"	FrameType="Program Determined"	RLLF=0	XMLMajor=0
XLMinor=0	XKMaj=0 XKMin=0 CmMaj=0 CmMin=0	DnsMaj=0 DnsMin=0	DsMaj=0	
DsMinor=0				
Frame=15	DesignSect="Program Determined"	FrameType="Program Determined"	RLLF=0	XMLMajor=0
XLMinor=0	XKMaj=0 XKMin=0 CmMaj=0 CmMin=0	DnsMaj=0 DnsMin=0	DsMaj=0	
DsMinor=0				
Frame=16	DesignSect="Program Determined"	FrameType="Program Determined"	RLLF=0	XMLMajor=0
XLMinor=0	XKMaj=0 XKMin=0 CmMaj=0 CmMin=0	DnsMaj=0 DnsMin=0	DsMaj=0	
DsMinor=0				
Frame=17	DesignSect="Program Determined"	FrameType="Program Determined"	RLLF=0	XMLMajor=0
XLMinor=0	XKMaj=0 XKMin=0 CmMaj=0 CmMin=0	DnsMaj=0 DnsMin=0	DsMaj=0	
DsMinor=0				
Frame=18	DesignSect="Program Determined"	FrameType="Program Determined"	RLLF=0	XMLMajor=0
XLMinor=0	XKMaj=0 XKMin=0 CmMaj=0 CmMin=0	DnsMaj=0 DnsMin=0	DsMaj=0	
DsMinor=0				



Collegamento autostradale Asti – Cuneo – Tronco II Lotto 6
PROGETTO ESECUTIVO
Galleria Verduno – Relazione di calcolo galleria artificiale – Lato Cherasco

Frame=46	DesignSect="Program Determined"	FrameType="Program Determined"	RLLF=0	XMLMajor=0
XLMinor=0	XKMajor=0	XKMinor=0	CmMajor=0	CmMinor=0
DsMinor=0	DnsMajor=0	DnsMinor=0	DsMajor=0	
Frame=47	DesignSect="Program Determined"	FrameType="Program Determined"	RLLF=0	XMLMajor=0
XLMinor=0	XKMajor=0	XKMinor=0	CmMajor=0	CmMinor=0
DsMinor=0	DnsMajor=0	DnsMinor=0	DsMajor=0	
Frame=48	DesignSect="Program Determined"	FrameType="Program Determined"	RLLF=0	XMLMajor=0
XLMinor=0	XKMajor=0	XKMinor=0	CmMajor=0	CmMinor=0
DsMinor=0	DnsMajor=0	DnsMinor=0	DsMajor=0	
Frame=49	DesignSect="Program Determined"	FrameType="Program Determined"	RLLF=0	XMLMajor=0
XLMinor=0	XKMajor=0	XKMinor=0	CmMajor=0	CmMinor=0
DsMinor=0	DnsMajor=0	DnsMinor=0	DsMajor=0	
Frame=50	DesignSect="Program Determined"	FrameType="Program Determined"	RLLF=0	XMLMajor=0
XLMinor=0	XKMajor=0	XKMinor=0	CmMajor=0	CmMinor=0
DsMinor=0	DnsMajor=0	DnsMinor=0	DsMajor=0	
Frame=51	DesignSect="Program Determined"	FrameType="Program Determined"	RLLF=0	XMLMajor=0
XLMinor=0	XKMajor=0	XKMinor=0	CmMajor=0	CmMinor=0
DsMinor=0	DnsMajor=0	DnsMinor=0	DsMajor=0	
Frame=52	DesignSect="Program Determined"	FrameType="Program Determined"	RLLF=0	XMLMajor=0
XLMinor=0	XKMajor=0	XKMinor=0	CmMajor=0	CmMinor=0
DsMinor=0	DnsMajor=0	DnsMinor=0	DsMajor=0	
Frame=53	DesignSect="Program Determined"	FrameType="Program Determined"	RLLF=0	XMLMajor=0
XLMinor=0	XKMajor=0	XKMinor=0	CmMajor=0	CmMinor=0
DsMinor=0	DnsMajor=0	DnsMinor=0	DsMajor=0	
Frame=54	DesignSect="Program Determined"	FrameType="Program Determined"	RLLF=0	XMLMajor=0
XLMinor=0	XKMajor=0	XKMinor=0	CmMajor=0	CmMinor=0
DsMinor=0	DnsMajor=0	DnsMinor=0	DsMajor=0	
Frame=55	DesignSect="Program Determined"	FrameType="Program Determined"	RLLF=0	XMLMajor=0
XLMinor=0	XKMajor=0	XKMinor=0	CmMajor=0	CmMinor=0
DsMinor=0	DnsMajor=0	DnsMinor=0	DsMajor=0	
Frame=56	DesignSect="Program Determined"	FrameType="Program Determined"	RLLF=0	XMLMajor=0
XLMinor=0	XKMajor=0	XKMinor=0	CmMajor=0	CmMinor=0
DsMinor=0	DnsMajor=0	DnsMinor=0	DsMajor=0	
Frame=57	DesignSect="Program Determined"	FrameType="Program Determined"	RLLF=0	XMLMajor=0
XLMinor=0	XKMajor=0	XKMinor=0	CmMajor=0	CmMinor=0
DsMinor=0	DnsMajor=0	DnsMinor=0	DsMajor=0	
Frame=58	DesignSect="Program Determined"	FrameType="Program Determined"	RLLF=0	XMLMajor=0
XLMinor=0	XKMajor=0	XKMinor=0	CmMajor=0	CmMinor=0
DsMinor=0	DnsMajor=0	DnsMinor=0	DsMajor=0	

TABLE: "PREFERENCES - ALUMINUM DESIGN - AA-ASD 2000"
THDesign=Envelopes FrameType="Moment Frame" SRatioLimit=1 MaxIter=1
LatFact=1.33333333333333 UseLatFact=No Bridge=No

TABLE: "PREFERENCES - COLD FORMED DESIGN - AISI-ASD96"
THDesign=Envelopes FrameType="Braced Frame" SRatioLimit=1 MaxIter=1 OmegaBS=1.67
OmegaBUS=1.67 OmegaBLTB=1.67 OmegaVS=1.67 OmegaVNS=1.5 OmegaT=1.67 OmegaC=1.8

TABLE: "PREFERENCES - CONCRETE DESIGN - ACI 318-11"
THDesign=Envelopes NumCurves=24 NumPoints=11 MinEccen=Yes PatLLF=0.75 UFLimit=0.95
SeisCat=D PhiT=0.9 PhiCTied=0.65 PhiCSpiral=0.75 PhiV=0.75 PhiVSeismic=0.6 PhiVJoint=0.85

TABLE: "PREFERENCES - DIMENSIONAL"
MergeTol=0.001 FineGrid=0.25 Nudge=0.25 SelectTol=3 SnapTol=12 SLineThick=1
PLineThick=4 MaxFont=12 MinFont=8 AutoZoom=10 ShrinkFact=70 TextFileLen=240

TABLE: "PREFERENCES - STEEL DESIGN - AISC 360-10"
THDesign=Envelopes FrameType=SMF PatLLF=0.75 SRatioLimit=0.95 MaxIter=1 SDC=D
SeisCode=Yes SeisLoad=Yes ImpFactor=1 SystemRho=1 SystemSds=0.5 SystemR=8 SystemCd=5.5
Omega0=3 Provision=LRFD
AMethod="Direct Analysis" SOMethod="General 2nd Order" SRMethod="Tau-b Fixed"
NLCoeff=0.002 PhiB=0.9 PhiC=0.9 PhiTY=0.9 PhiTF=0.75 PhiV=0.9 PhiVRolledI=1 PhiVT=0.9
PlugWeld=Yes HSSWelding=ERW HSSReduceT=No
CheckDefl=No DLRat=120 SDLAndLLRat=120 LLRat=360 TotalRat=240 NetRat=240

TABLE: "PROGRAM CONTROL"
ProgramName=SAP2000 Version=16.1.1 CurrUnits="KN, m, C" SteelCode="AISC 360-10"
ConcCode="ACI 318-11" AlumCode="AA-ASD 2000" ColdCode=AISI-ASD96 RegenHinge=Yes

TABLE: "PROJECT INFORMATION"
Item="Company Name" Data=Rocksoil
Item="Client Name"
Item="Project Name"
Item="Project Number"
Item="Model Name"
Item="Model Description"
Item="Revision Number"
Item="Frame Type"
Item=Engineer
Item=Checker
Item=Supervisor
Item="Issue Code"
Item="Design Code"



Collegamento autostradale Asti – Cuneo – Tronco Il Lotto 6
PROGETTO ESECUTIVO
Galleria Verduno – Relazione di calcolo galleria artificiale – Lato Cherasco

TABLE: "REBAR SIZES"

RebarID=#2	Area=0.000032258	Diameter=0.00635
RebarID=#3	Area=7.09675996154547E-05	Diameter=0.009525
RebarID=#4	Area=1.29032001922727E-04	Diameter=0.0127
RebarID=#5	Area=1.99999601538181E-04	Diameter=0.015875
RebarID=#6	Area=2.83870398461819E-04	Diameter=0.01905
RebarID=#7	Area=3.87096015381813E-04	Diameter=0.022225
RebarID=#8	Area=5.09676413843632E-04	Diameter=0.0254
RebarID=#9	Area=0.00064516	Diameter=2.86512005329132E-02
RebarID=#10	Area=8.1935318769455E-04	Diameter=3.22579995155334E-02
RebarID=#11	Area=1.00644956308365E-03	Diameter=3.58139991521835E-02
RebarID=#14	Area=0.00145161	Diameter=4.30021989583969E-02
RebarID=#18	Area=0.00258064	Diameter=5.73277992248535E-02
RebarID=10M	Area=1.00000004162606E-04	Diameter=1.13000003604438E-02
RebarID=15M	Area=2.00000008325212E-04	Diameter=1.60000002402959E-02
RebarID=20M	Area=3.00000012487818E-04	Diameter=1.95000002928606E-02
RebarID=25M	Area=5.00000020813031E-04	Diameter=2.52000011414055E-02
RebarID=30M	Area=7.00000029138243E-04	Diameter=2.99000000675832E-02
RebarID=35M	Area=1.00000004162606E-03	Diameter=3.57000012990997E-02
RebarID=45M	Area=1.50000006243909E-03	Diameter=4.37000014192476E-02
RebarID=55M	Area=2.50000010406515E-03	Diameter=0.056400002372922
RebarID=6d	Area=2.83000004150781E-05	Diameter=6.00000009011096E-03
RebarID=8d	Area=5.03000013308514E-05	Diameter=8.00000012014795E-03
RebarID=10d	Area=7.85000032676458E-05	Diameter=1.00000001501849E-02
RebarID=12d	Area=1.13000004703745E-04	Diameter=1.20000001802219E-02
RebarID=14d	Area=1.54000006410413E-04	Diameter=1.40000002102589E-02
RebarID=16d	Area=2.01000008366838E-04	Diameter=1.60000002402959E-02
RebarID=20d	Area=3.14000013070583E-04	Diameter=2.00000003003699E-02
RebarID=25d	Area=4.91000020438396E-04	Diameter=2.50000003754623E-02
RebarID=26d	Area=5.31000022103439E-04	Diameter=2.60000003904808E-02
RebarID=28d	Area=6.16000025641654E-04	Diameter=2.80000004205178E-02
RebarID=N12	Area=1.13000004703745E-04	Diameter=1.20000001802219E-02
RebarID=N16	Area=2.01000008366838E-04	Diameter=1.60000002402959E-02
RebarID=N20	Area=3.14000013070583E-04	Diameter=2.00000003003699E-02
RebarID=N24	Area=4.5200001881498E-04	Diameter=2.40000003604438E-02
RebarID=N28	Area=6.16000025641654E-04	Diameter=2.80000004205178E-02
RebarID=N32	Area=8.04000033467353E-04	Diameter=3.20000004805918E-02
RebarID=N36	Area=1.02000004245858E-03	Diameter=3.60000005406658E-02

TABLE: "SOLID PROPERTY DEFINITIONS"

SolidProp=SOLID1 Material=Rck40 MatAngleA=0 MatAngleB=0 MatAngleC=0 InComp=Yes
Color=Magenta Notes="Added 16/02/2015 18.26.50"

END TABLE DATA