CONDOTTA DN	
LUNGHEZZA m SPESSORE mm	
VALVOLE E GIUNTI ISOLANTI	
TUBO CAMICIA DN	DN 8" L=m 13,90 Sp.mm 7,04

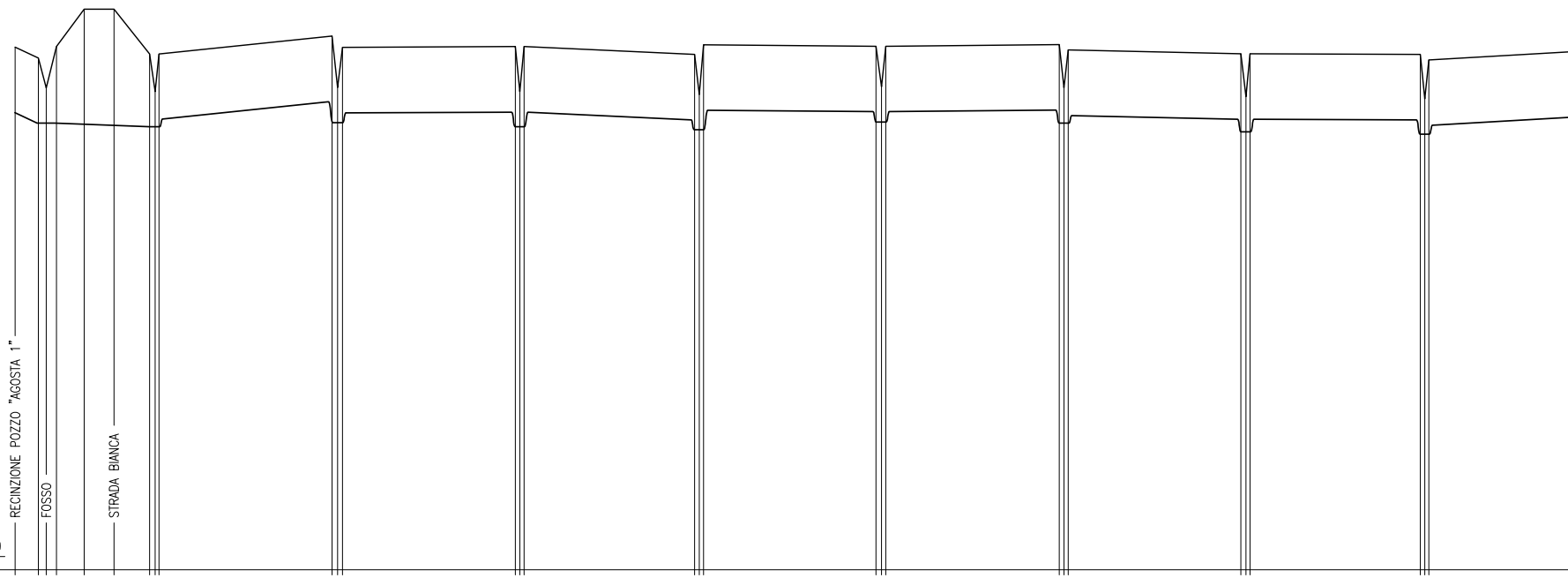

RECINZIONE POZZO "AGOSTA 1"
FOSSO
STRADA BIANCA

Scala X 1:1000
Scala Y 1:100

Q.rif. 11,00

CODICE	PROGRESSIVA	PARZIALE	QUOTA
V0–P1	0.000		–0.633
		4.601	
P2	4.601		–0.848
P3	6.165		–1.440
P4	8.185		–0.618
		5.526	
P5	13.711		0.121
		5.898	
P6	19.609		0.121
		7.076	
P7	26.685		–0.766
P8	27.791		–1.510
P9	28.541		–0.766
		34.388	
P10	62.929		–0.409
P11	64.035		–1.431
P12	65.023		–0.635
		34.315	
P13	99.338		–0.620
P14	100.224		–1.510
P15	101.079		–0.620
		33.844	
P16	134.923		–0.777
P17	135.851		–1.569
P18	136.737		–0.584
		34.228	
P19	170.965		–0.612
P20	172.053		–1.416
P21	172.894		–0.612
		34.493	
P22	207.387		–0.580
P23	208.315		–1.436
P24	209.170		–0.687
		34.272	
P25	243.442		–0.763
P26	244.473		–1.612
P27	245.255		–0.763
		33.814	
P28	279.069		–0.775
P29	279.967		–1.657
P30	280.779		–0.884
		34.522	

DN 8"
L=m 24,85
Sp.mm 7,04

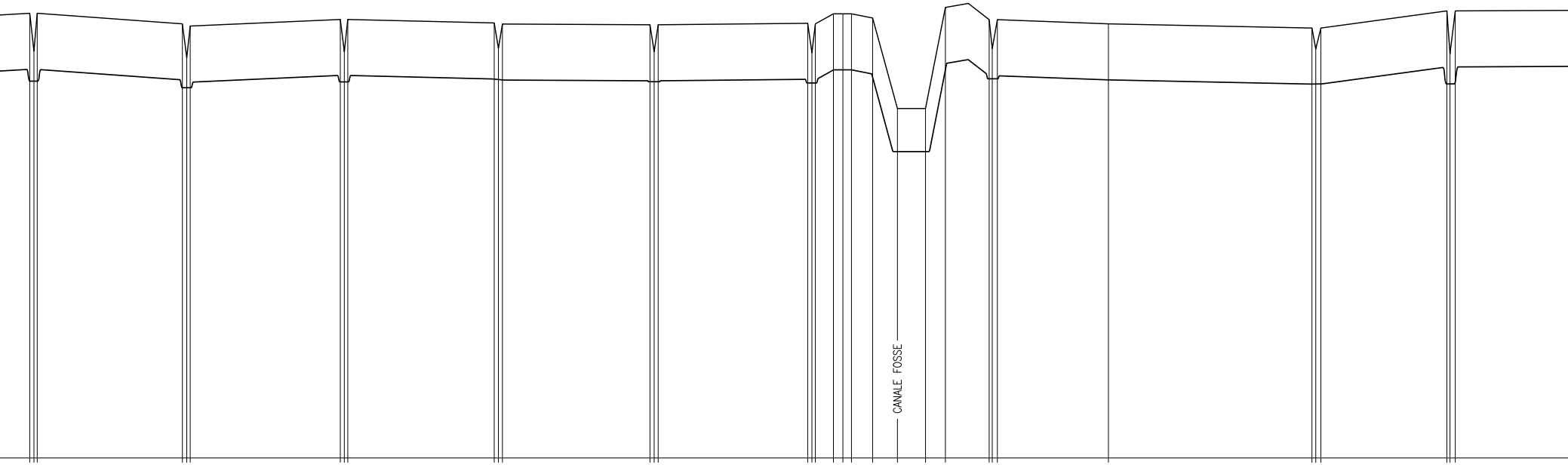
CANALE FOSSE

P31	315.301		-0.687
P32	316.300		-1.561
P33	317.078	33.673	-0.687
P34	350.751		-0.931
P35	351.783		-1.714
P36	352.564	34.847	-0.983
P37	387.411		-0.828
P38	388.339		-1.577
P39	389.150	33.992	-0.828
P40	423.142		-0.910
P41	424.100		-1.498
P42	425.029	34.284	-0.936
P43	459.313		-0.951
P44	460.250		-1.575
P45	461.200	34.716	-0.951
P46	495.916		-0.919
P47	496.896		-1.601
P48	497.711	4.176	-0.930
P49	501.887		-0.699
P50	504.098		-0.699
P51	506.088	4.913	-0.699
P52	511.001	5.735	-0.796
P53	516.736	6.524	-2.896
P54	523.260	4.603	-2.896
P55	527.863	10.157	-0.553
P56	538.02		-0.835
P57	538.768		-1.504
P58	539.950	25.755	-0.835
P59	565.705	47.254	-0.930
P60	612.959		-1.029
P61	613.875		-1.512
P62	615.039	29.273	-1.029
P63	644.312		-0.630
P64	645.007		-1.625
P65	646.233	36.976	-0.630

DN 8"
L=m 55,40
Sp.mm 7,04

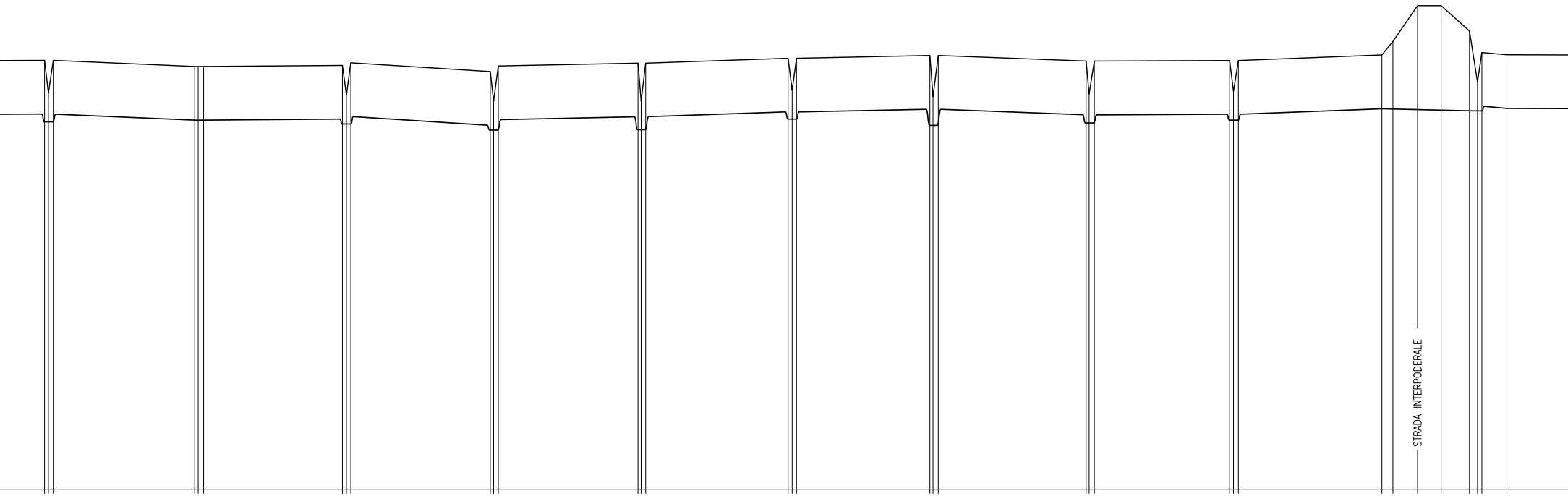
STRADA INTERPODERALE

P66	683.209		-0.615
P67	684.123		-1.404
P68	685.319	34.254	-0.615
Q0	719.573		-0.762
Q1	720.389		-0.762
Q2	721.742	33.610	-0.762
P69	755.352		-0.737
P70	756.303		-1.455
P71	757.374	33.753	-0.673
P72	791.127		-0.887
P73	791.938		-1.601
P74	793.103	33.807	-0.750
P75	826.910		-0.680
P76	827.677		-1.595
P77	828.800	34.475	-0.680
P78	863.275		-0.562
P79	864.251		-1.337
P80	865.299	32.308	-0.562
P81	897.607		-0.497
P82	898.388		-1.490
P83	899.627	35.823	-0.497
P84	935.450		-0.633
P85	936.175		-1.431
P86	937.443	32.779	-0.633
P87	970.222		-0.619
P88	971.166		-1.363
P89	972.345	34.729	-0.619
P90	1007.074	2.694	-0.485
P91	1009.768	5.941	-0.155
P92	1015.709	5.751	0.711
P93	1021.460	6.839	0.711
P94	1028.299		0.098
P95	1030.259		-1.139
P96	1031.308	6.048	-0.423
V2-P97	1037.356	16.668	-0.480

DN 4" – ACCIAIO – L245NB

LUNGHEZZA 2.280,00 m
SPESSORE 11,13 mm

DN 8"
L=m 57,70
Sp.mm 7,04

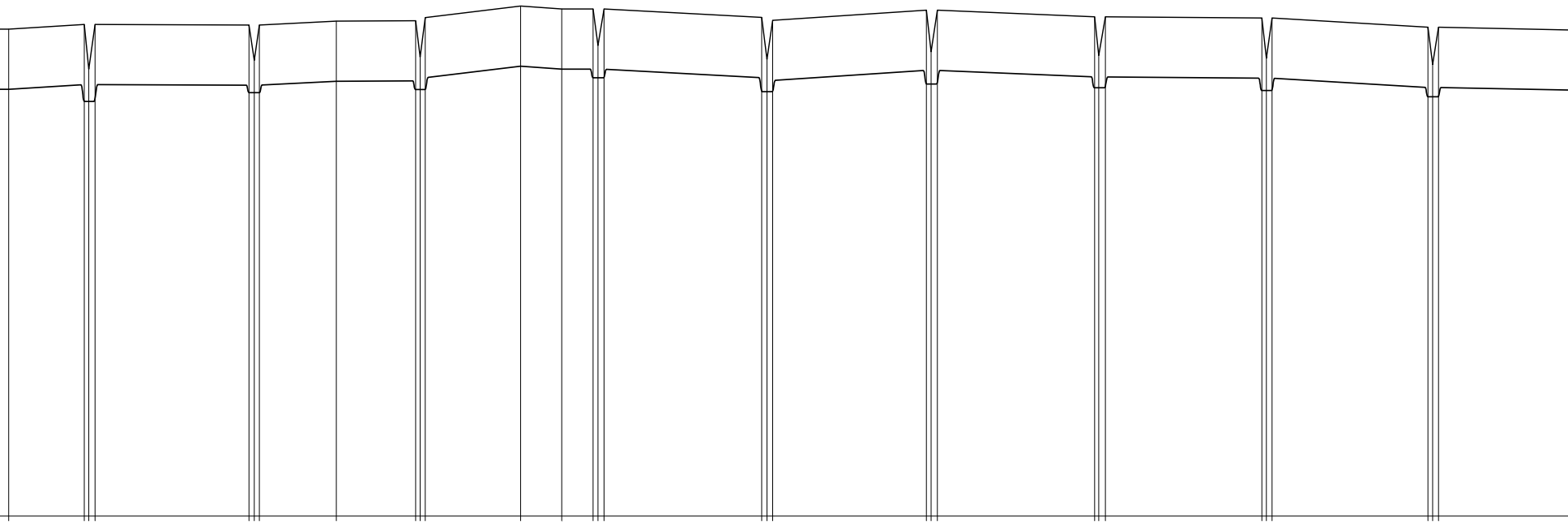

V3–P98	1054.024	16.352	–0.481
P99	1070.376		–0.380
P100	1071.352		–1.346
P101	1072.695	33.283	–0.380
P102	1105.978		–0.394
P104	1107.113		–1.155
P103	1108.236	16.635	–0.394
P105	1124.871	17.132	–0.309
P106	1142.003		–0.300
P107	1142.979		–1.086
P108	1144.096	20.618	–0.233
V3–P109	1164.714	8.863	0.018
V4–P110	1173.577	6.769	–0.048
P111	1180.346		–0.048
P112	1181.426		–0.833
P113	1182.726	34.099	–0.048
P114	1216.825		–0.230
P115	1217.948		–1.135
P116	1219.187	33.238	–0.293
P117	1252.425		–0.073
P118	1253.445		–0.970
P119	1254.788	33.986	–0.073
P120	1288.774		–0.215
P121	1289.646		–1.048
P122	1291.124	33.783	–0.215
P123	1324.907		–0.240
P124	1325.883		–1.109
P125	1327.122	33.706	–0.240
P126	1360.828		–0.442
P127	1361.847		–1.244
P128	1363.104	33.956	–0.442

DN 8"
L=m 24,60
Sp.mm 7,04

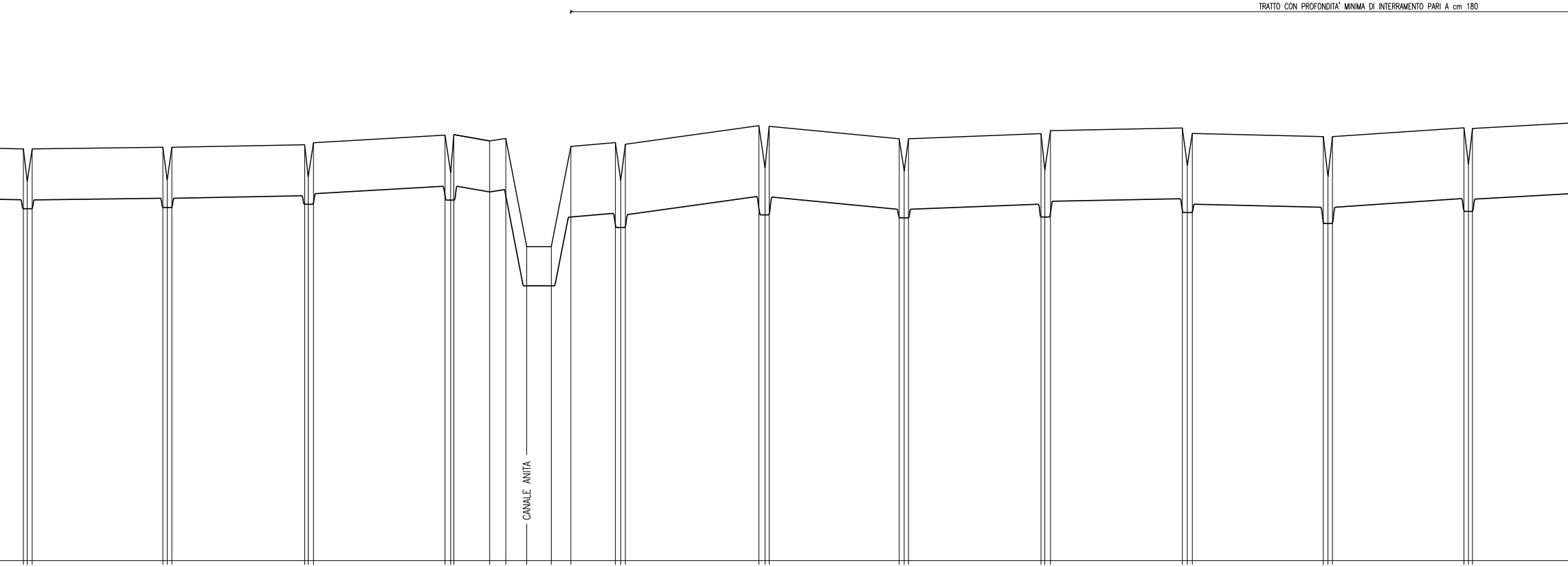
TRATTO CON PROFONDITA' MINIMA DI INTERRAMENTO PARI A cm 180
CANALE ANITA

P129	1397.060	-0.511	
P130	1398.035	-1.336	
P131	1399.305	-0.511	33.322
P132	1432.627	-0.471	
P133	1433.706	-1.307	
P134	1434.903	-0.471	33.865
P135	1468.768	-0.405	
P136	1469.671	-1.223	
P137	1471.001	-0.355	33.533
P138	1504.534	-0.160	
P139	1506.007	-1.115	
P140	1506.804	-0.150	9.141
P141	1515.945	-0.310	4.114
P142	1520.059	-0.250	5.296
P143	1525.355	-3.200	6.288
P144	1531.643	-3.200	5.014
P145	1536.657	-0.450	11.327
P146	1547.985	-0.351	
P147	1549.328	-1.316	
P148	1550.511	-0.393	34.029
P149	1584.540	0.082	
P150	1586.104	-0.993	
P151	1587.183	0.065	33.132
P152	1620.315	-0.253	
P153	1621.585	-1.071	
P154	1622.694	-0.253	33.796
P155	1656.490	-0.121	
P156	1657.462	-1.048	
P157	1658.896	-0.047	33.626
P158	1692.522	0.020	
P159	1693.794	-0.933	
P160	1695.052	-0.119	33.378
P161	1728.430	-0.201	
P162	1729.641	-1.215	
P163	1730.797	-0.201	33.495
P164	1764.292	0.025	
P165	1765.446	-0.903	
P166	1766.454	0.007	34.246

DN 8"
L=m 12,30
Sp.mm 7,04

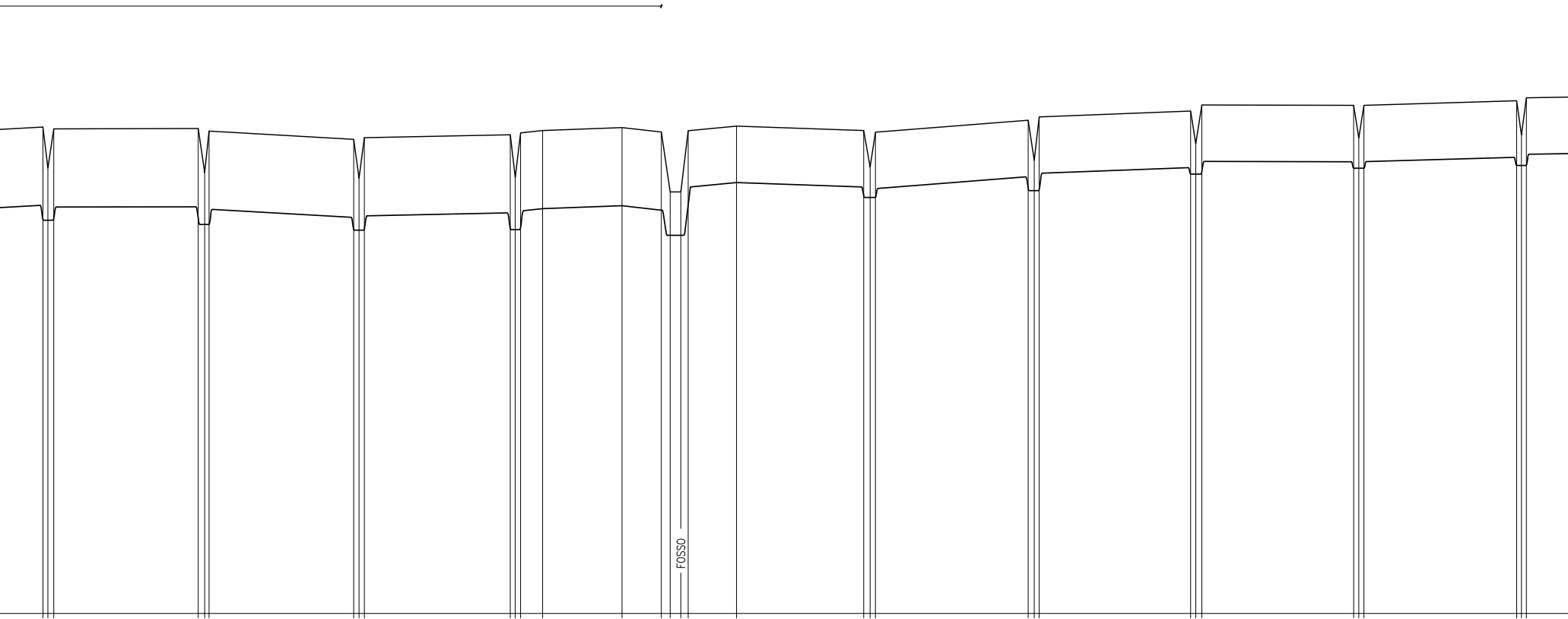

P167	1800.700		0.199
P168	1801.868		-0.747
P169	1803.213	33.291	0.158
P170	1836.504		0.163
P171	1837.966		-0.845
P172	1838.974	33.337	0.105
P173	1872.311		-0.085
P174	1873.509		-0.977
P175	1874.763	33.589	-0.047
P176	1908.352		0.022
P177	1909.520		-0.962
P178	1910.749	5.050	0.065
V5-P179	1915.799	18.291	0.120
P180	1934.090	9.080	0.185
P181	1943.170		0.085
P182	1945.190	2.475	-1.294
P183	1947.665		-1.294
P184	1949.361	11.122	0.113
V6-P185	1960.483	29.286	0.219
P186	1989.769		0.117
P187	1991.234		-0.722
P188	1992.496	35.149	0.080
P189	2027.645		0.354
P190	2029.048		-0.568
P191	2030.222	34.879	0.433
P192	2065.101		0.565
P193	2066.284		-0.185
P194	2067.677	34.957	0.707
P195	2102.634		0.700
P196	2103.800		-0.051
P197	2105.018	35.159	0.700
P198	2140.177		0.802
P199	2141.264		0.016
P200	2142.411		0.873

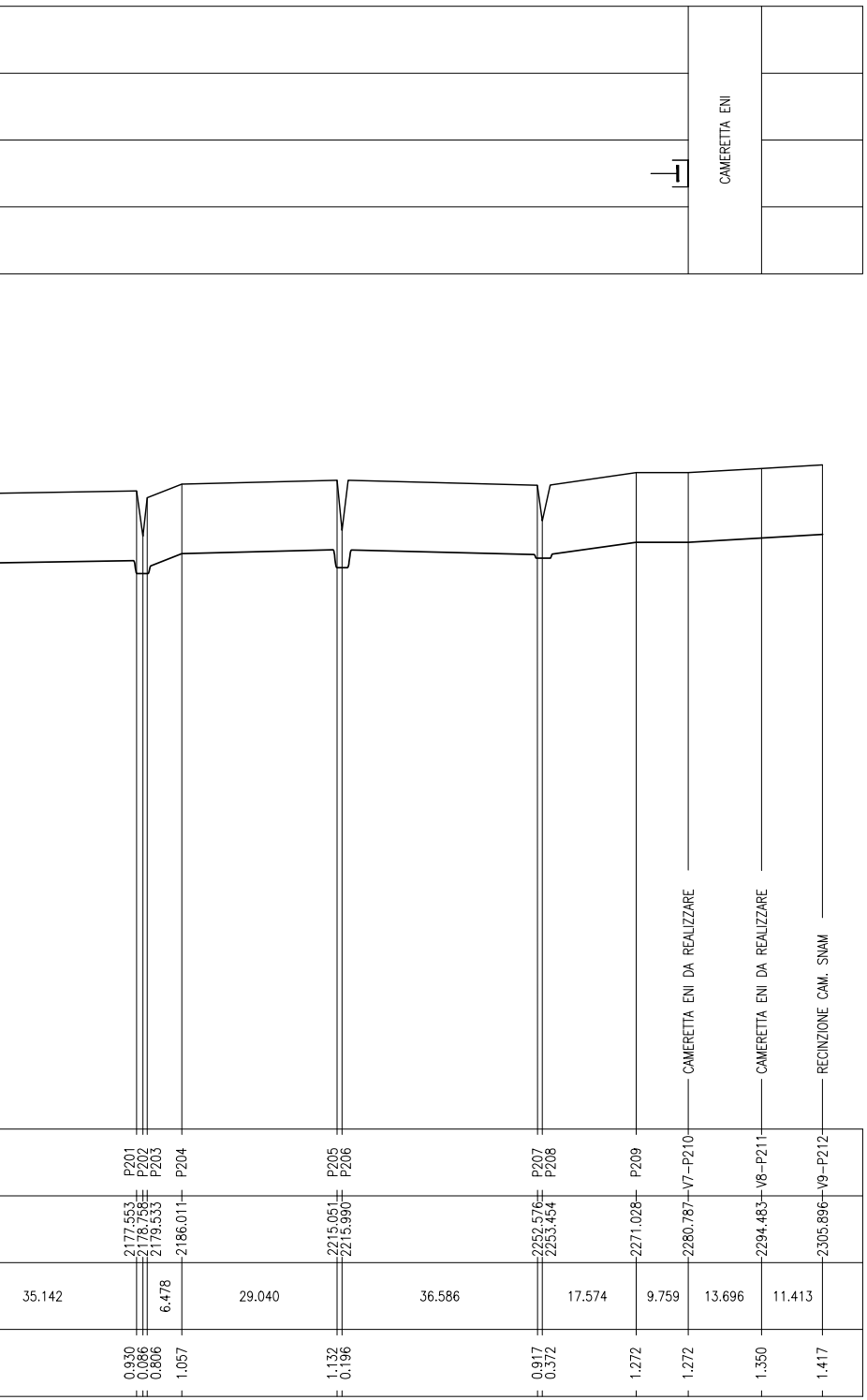
CAMERETTA ENI
CAMERETTA ENI DA REALIZZARE
CAMERETTA ENI DA REALIZZARE
RECINZIONE CAM. SNAM
P201
P202
P203
P204
P205
P206
P207
P208
P209
V7–P210
V8–P211
V9–P212
2177.553
2178.758
2179.533
2186.011
2215.051
2215.990
2252.576
2253.454
2271.028
2280.787
2294.483
2305.896
35.142
6.478
29.040
36.586
17.574
9.759
13.696
11.413
0.930
0.086
0.806
1.057
1.132
0.196
0.917
0.372
1.272
1.272
1.350
1.417

Dott. Ing. PALOZZO PIERPAOLO
N° 1492

eni s.p.a.
distretto centro settentrionale

Progetto

MESSA IN PRODUZIONE POZZO AGOSTA 1 DIR

Oggetto

PROGETTO DEFINITIVO

Tavola

CONDOTTA DI COLLEGAMENTO A SRG
PROFILO LONGITUDINALE

Documento	Allegato	Scala
0552 00 BGLA 10503	18	--

PROGER
engineering & management

0	Giugno 2015	Emissione	Proger	ENI	ENI
REV	DATA	DESCRIZIONE	PREPARATO	VERIFICATO	APPROVATO