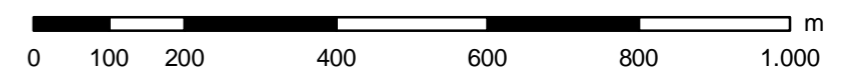





SCALA 1:10000



Legenda progetto

- Confini comunali
- Area d'impianto

Legenda tematica

-  Frana quiescente complesso
-  Frana quiescente colamento
-  Frana quiescente di scorrimento