LUNGHEZZA TESATE LDC	B.D. (m)	Pezzatura 2-2 L=685m									Pezzatura	
	B.P. (m)	Pezzatura 1-1 L=685m									Pezzatura	
LUNGHEZZA TESATE CDT	(m)	CT CT2 L=2200m CT CT1 L=2200m										
PROGRESSIVE ORMEGGI	(km)	5+616,85									5+769,85	
LUNGHEZZA MENSOLA	(mm)	[illegible]	4200	3700	4200	3700	3700	3200	3700	3200	3700	3700
CONFIGURAZIONE SOSPENSIONE		T	[illegible]	T	T	[illegible]	[illegible]	[illegible]	T	[illegible]	T	T
TIPO SOSPENSIONE		[illegible]	[illegible]	[illegible]	[illegible]	[illegible]	[illegible]	[illegible]	[illegible]	[illegible]	[illegible]	N(773/666)
ALTEZZA FILO DI CONTATTO	(m)	[illegible]	[illegible]	[illegible]	[illegible]	[illegible]	[illegible]	[illegible]	[illegible]	[illegible]	[illegible]	5.20
VALORE E VERSO STRAPIOMBO	(cm)	-	+2	+2	+2	+2	+2	+2	+2	+2	-	+2
DISTANZA PALO - ROTAIA	(m)	2.25	2.20	2.25	2.25	[illegible]	2.25	2.25	2.25	[illegible]	2.25	2.25
DISPERSORE DI TERRA		[illegible]	[illegible]	[illegible]	[illegible]	[illegible]	[illegible]	[illegible]	[illegible]	[illegible]	[illegible]	⏚
TIPO DI ANCORAGGIO O FONDAZIONE		[illegible]	[illegible]	R2	R2	R2	R2	R2	R2	R1	[illegible]	R2
TIPO DI SOSTEGNO/TIRANTE A TERRA		[illegible]	[illegible]	[illegible]	[illegible]	[illegible]	[illegible]	[illegible]	[illegible]	[illegible]	[illegible]	LSU18a
NUMERO DI SOSTEGNO		[illegible]	[illegible]	[illegible]	[illegible]	[illegible]	[illegible]	[illegible]	[illegible]	[illegible]	[illegible]	2
BANCHINA TIPO	(km)											

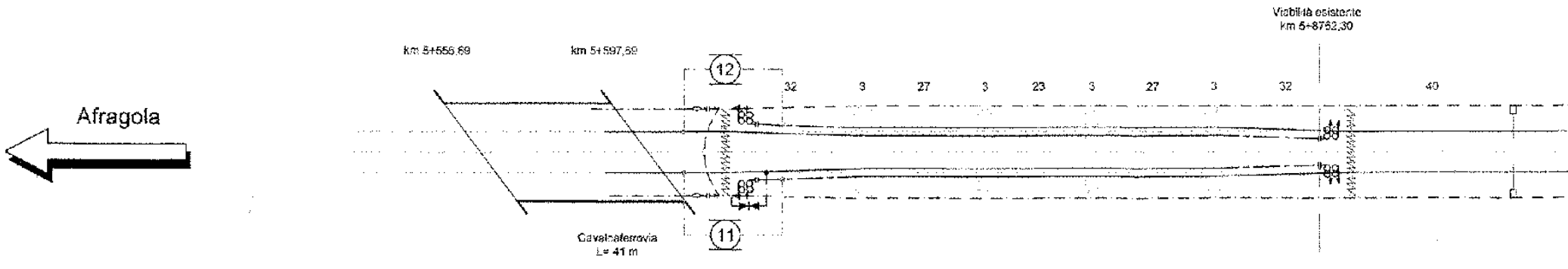

BANCHINA TIPO	(km)											
NUMERO DI SOSTEGNO		[illegible]	[illegible]	[illegible]	[illegible]	[illegible]	[illegible]	[illegible]	[illegible]	[illegible]	[illegible]	1
TIPO DI SOSTEGNO/TIRANTE A TERRA		[illegible]	[illegible]	[illegible]	[illegible]	[illegible]	[illegible]	[illegible]	[illegible]	[illegible]	[illegible]	LSU16a
TIPO DI ANCORAGGIO O FONDAZIONE		[illegible]	R2	R1	R1	R1	R1	R1	R1	R2	[illegible]	R1
DISPERSORE DI TERRA		[illegible]	[illegible]	[illegible]	[illegible]	[illegible]	[illegible]	[illegible]	[illegible]	[illegible]	[illegible]	⏚
DISTANZA PALO - ROTAIA	(m)	2,25	[illegible]	[illegible]	[illegible]	[illegible]	[illegible]	[illegible]	2,25	[illegible]	[illegible]	2,25
VALORE E VERSO STRAPIOMBO	(cm)	-	-2	-2	-2	-2	-2	-2	-2	-2	-	-2
ALTEZZA FILO DI CONTATTO	(m)	[illegible]	[illegible]	[illegible]	[illegible]	[illegible]	[illegible]	[illegible]	[illegible]	[illegible]	[illegible]	5,20
TIPO SOSPENSIONE		[illegible]	[illegible]	[illegible]	[illegible]	[illegible]	[illegible]	[illegible]	[illegible]	[illegible]	[illegible]	N(773/666)
CONFIGURAZIONE SOSPENSIONE		C	[illegible]	C	[illegible]	[illegible]	[illegible]	C	C	[illegible]	C	C
LUNGHEZZA MENSOLA	(mm)	[illegible]	3700	3700	3700	3700	3700	3700	3700	3700	3700	3700
PROGRESSIVE ORMEGGI	(km)	5+616,85									5+769,85	

ANDAMENTO PLANIMETRICO

C - R = 635m - SV =356,73m

PROGRESSIVE TRACCIATO (km)

ETTOMETRICHE 600 700 800

Pezzatura 4-4 L=1557m

Pezzatura 3-3 L=1557m

								6+166,40		
3700	3700	4200	3200	3700	3700	3700	3700	3700	4200	3700
T	T	C	T	T	T	T	T	T	C(50)	T(25)
N(773/666)	N(773/666)	N(773/669)	N(773/788)	L(773/869)	L(773/869)	L(773/869)	L(773/869)	L(773/869)	FS(773/653)	L(773/869)
5,20	5,20	5,20	5,20	5,20	5,20	5,20	5,20	5 20	5,20	5,20
+2	+2	+2	+2	+3	+3	+3	+3	+4	+2	+3
2,25	2,25	2,25	2,25	2,25	2,25	2,25	2,25	2,25	2,25	2,25
⏚	⏚	⏚	⏚	⏚	⏚	⏚	⏚	⏚	⏚	⏚
R2	R2	R0	R0	R3	R3	R3	R3	R6M/TTA	R1	R3
LSU18a	LSU18a	LSU16a	LSU16a	LSU18a	LSU18a	LSU18a	LSU18a	LSU24a/TT	LSU16a	LSU18a
4	6	8	10	12	14	16	18	20	22	24

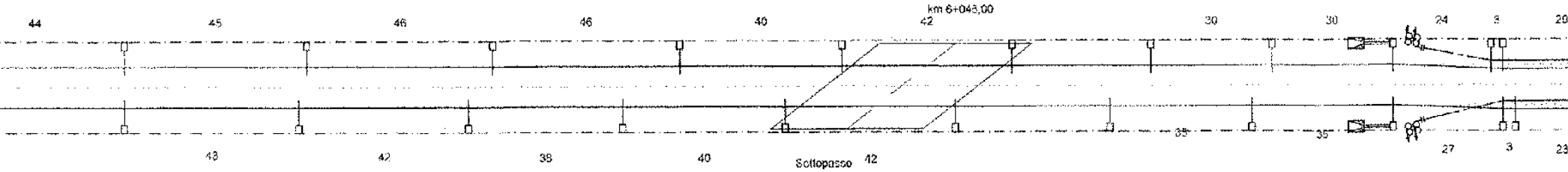

3	5	7	9	11	13	15	17	19	21	23
LSU16a	LSU16a	LSU16a	LSU16a	LSU16a	LSU16a	LSU16a	LSU18a	LSU20a/TT	LSU20a	LSU16a
R1	R1	R0	R0	R1	R1	R1	R1	R3/TTA	R4	R1
⏚	⏚	⏚	⏚	⏚	⏚	⏚	⏚	⏚	⏚	⏚
2,25	2,25	2,25	2,25	2,25	2,25	2,25	2,25	2,25	2,25	2,25
-2	-2	+2	+2	-4	-4	-4	-4	+1	-3	-4
5,20	5,20	5,20	5,20	5,20	5,20	5,20	5,20	5,20	5,20	5.20
N(773/666)	N(773/666)	N(773/788)	N(773/669)	L(773/869)	L(773/869)	L(773/869)	L(773/869)	L(773/869)	FS(773/908)	L(773/869)
C	C	T	C	C	C	C	C	C(25)	C(50)	C(25)
3700	3700	3200	4200	3700	3700	3700	3700	3700	3700	3700
								6+166,40		

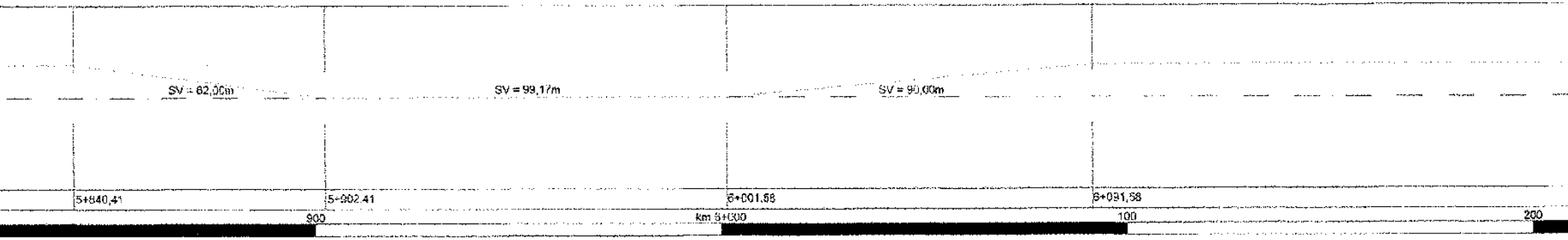

Pezzatura 2-2 L=685m

Pezzatura 1-1 L=685m

6+301,40

3200	3700	3700	3700	3700	4700	3700	3700	3700	3700	3700	3700	3700	3700
T(50)	T(25)	T(25)	T(5)	T(25)	C(0)	T	T	T	T	T	T	T	T
L(773/849)	L(773/869)	L(773/865)	L(773/869)	L(773/869)	FS(773/913)	L(773/869)	L(773/869)	L(773/869)	L(773/869)	L(773/869)	L(773/869)	L(773/869)	L(773/869)
5,20	5,20	5,20	5,20	5,20	5,20	5,20	5,20	5,20	5,20	5,20	5,20	5,20	5,20
+3	+3	+3	+3	+3	−2	+4	+3	+3	+3	+3	+3	+3	+3
2,25	2,25	2,25	2,25	2,26	2,26	2,25	2,25	2,25	2,25	2,25	2,25	2,25	2,25
⏚	⏚	⏚	⏚	⏚	⏚	⏚	⏚	⏚	⏚	⏚	⏚	⏚	⏚
R3	R3	R3	R3	R3	R1	R6M/TTA	R3	R3	R3	R3	R3	R3	R3
LSU18a	LSU18a	LSU18a	LSU18a	LSU18a	LSU16a	LSU24a/TT	LSU18a	LSU18a	LSU18a	LSU18a	LSU18a	LSU18a	LSU18a
26	28	30	32	34	36	38	40	42	44	46	48	50	52

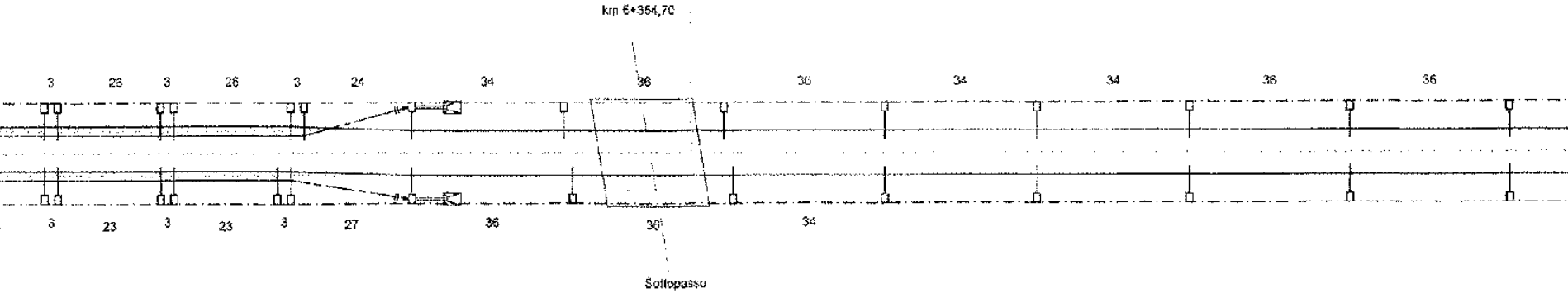

25	27	29	31	33	35	37	39	41	43	45	47	49	51
LSU16a	LSU16a	LSU16a	LSU16a	LSU16a	LSU20a	LSU20a/TT	LSU16a	LSU16a	LSU16a	LSU16a	LSU16a	LSU16a	LSU16a
R1	R1	R1	R1	R1	R4	R3/TTA	R1	R1	R1	R1	R1	R1	R1
⏚	⏚	⏚	⏚	⏚	⏚	⏚	⏚	⏚	⏚	⏚	⏚	⏚	⏚
2,25	2,25	2,25	2,25	2,26	2,25	2,25	2,25	2,25	2,25	2,25	2,25	2,25	2,25
-4	-4	-4	-4	-4	-3	+1	-4	-4	-4	-4	-4	-4	-4
5,20	5,20	5,20	5,20	5,20	5,20	5,20	5,20	5,20	5,20	5,20	5,20	5,20	5,20
L(773/852)	L(773/869)	L(773/869)	L(773/869)	L(773/869)	FS(773/909)	L(773/869)	L(773/869)	L(773/869)	L(773/869)	L(773/869)	L(773/869)	L(773/869)	L(773/869)
C(50)	C(25)	C(25)	C(5)	C(25)	C(0)	C(25)	C	C	C	C	C	C	C
3700	3700	3700	3700	3700	3700	3700	3700	3700	3700	3700	3700	3700	3700

6+301,40

C - R = 472m - SV =408,60m

SV = 90,00m

6+500,18

300

400

500

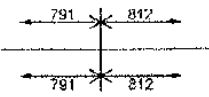

3700	4200	3200	3700	3700	3700	3700	3700
T	C	T	C	C	C	C	C
L(773/669)	N(773/669)	N(773/788)	N(773/666)	N(773/666)	N(773/666)	N(773/666)	N(773/666)
5,20	5,20	5,20	5,20	5,20	5,20	5,20	5,20
+3	+2	+2	-2	-2	-2	-1	-3
2,25	2,25	2,25	2,25	2,25	2,25	2,25	2,25
⊤	⊤	⊤	⊤	⊤	⊤	⊤	⊤
R3	AGGR.V	AGGR.V	AGGR.V	AGGR.V	AGGR.V	AGGR.V/TTC	AGGR.V
LSU16a	LSU16a	LSU16a	LSU16a	LSU16a	LSU16a	LSU16a/TT	LSU16a
54	56	58	60	62	64	66	68

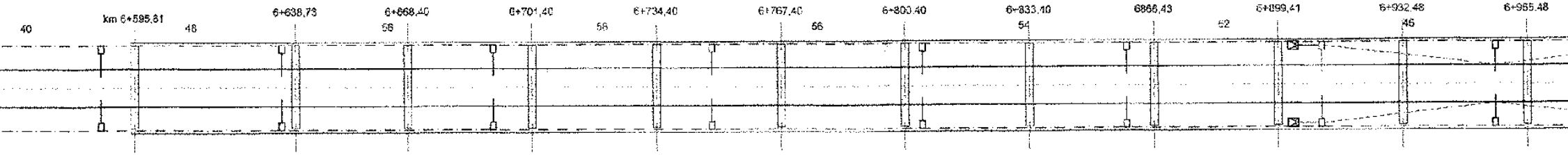

53	55	57	59	61	63	65	67
LSU16a	LSU16a	LSU16a	LSU16a	LSU18a	LSU18a	LSU18a/TT	LSU18a
R1	AGGR.V	AGGR.V	AGGR.V	AGGR.V	AGGR.V	AGGR.V/TTC	AGGR.V
⏚	⏚	⏚	⏚	⏚	⏚	⏚	⏚
2,25	2,25	2,25	2,25	2,25	2,25	2,25	2,25
-4	+2	+2	+2	+2	+2	+2	+2
5,20	5,20	5,20	6,20	5,20	5,20	5,20	5,20
L(773/669)	N(773/788)	N(773/669)	N(773/666)	N(773/666)	N(773/666)	N(773/666)	N(773/666)
C	T	C	T	T	T	T	T
3700	3200	4200	3700	3700	3700	3700	3700

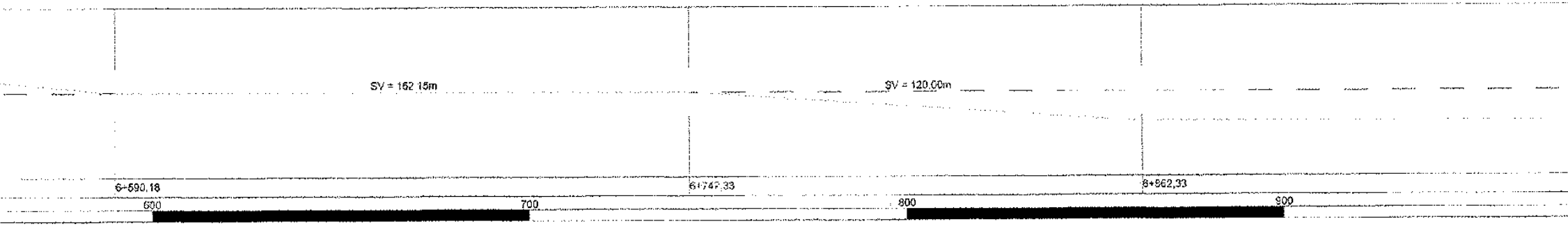

3700	3700	3700	3700	3700	3700	3700	3700
C	C	C	C	C	C	C	C
N(773/666)	N(773/666)	N(773/666)	N(773/666)	N(773/666)	N(773/666)	N(773/666)	N(773/666)
5,20	5,20	5,20	5,30	5,20	5,20	5,20	5,20
-1	-2	-2	-2	-2	-2	-2	-2
2,25	2,25	2,25	2,25	2,25	2,25	2,25	2,25
⏚	⏚	⏚	⏚	⏚	⏚	⏚	⏚
AGGR.V/TTC	AGGR.V	AGGR.V	AGGR.V	AGGR.V	AGGR.V	AGGR.V	AGGR.V
LSU16a/TT	LSU16a	LSU16a	LSU16a	LSU16a	LSU16a	LSU16a	LSU16a
70	72	74	76	78	80	82	84

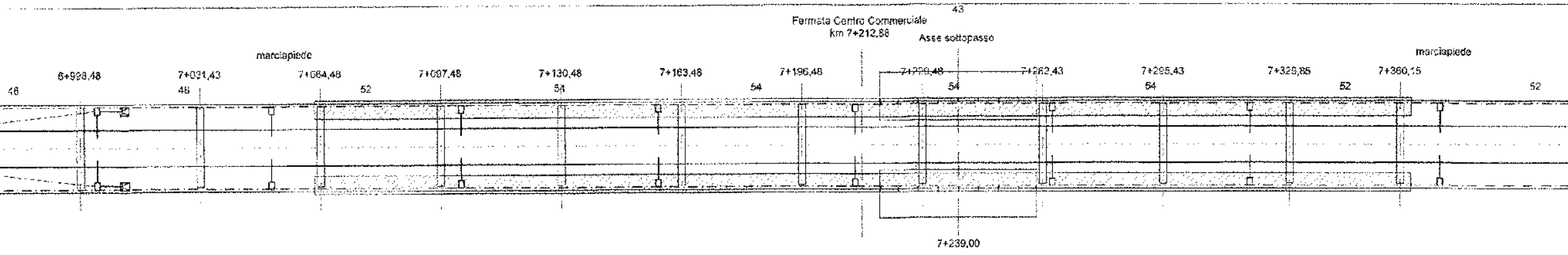

69	71	73	75	77	79	81	83
LSU18a/TT	LSU18a	LSU18a	LSU18a	LSU18a	LSU18a	LSU18a	LSU18a
AGGR.V/TTC	AGGR.V	AGGR.V	AGGR.V	AGGR.V	AGGR.V	AGGR.V	AGGR.V
⏚	⏚	⏚	⏚	⏚	⏚	⏚	⏚
2,25	2,25	2,25	2,25	2,25	2,25	2,26	2,25
+2	+2	+2	+2	+2	+2	−2	+2
5,20	5,20	5,20	5,20	5,20	5,20	5,20	5,20
N(773/666)	N(773/666)	N(773/666)	N(773/666)	N(773/666)	N(773/666)	N(773/666)	N(773/666)
T	T	T	T	T	T	T	T
3700	3700	3700	3700	3700	3700	3700	3700

C - R = 1080m - SV =608,06m



Pezzatura 6-6 L=1241m

Pezzatura 5-5 L=1241m

Pezzatura 4-4 L=1557m

Pezzatura 3-3 L=1557m

7+581,00

7+723,00

3700	3700	3700	3200	3700	4200	3200	3700	4200	3200
C	C	C	T	C(0)	C	T	C(0)	C	T
N(773/666)	N(773/666)	N(773/666)	N(773/788)	FS(773/911)	N(773/669)	N(773/792)	FS(773/911)	N(773/659)	N(773/788)
5.20	5,20	5,20	5,20	5,20	5,20	5,20	5,20	5,20	5,20
-2	-2	-2	+2	-1	+2	+2	-1	+2	+2
2.25	2,25	2,25	2,25	2,25	2,25	2,25	2,25	2,25	2,25
⏚	⏚	⏚	⏚	⏚	⏚	⏚	⏚	⏚	⏚
AGGR.V	AGGR.V	AGGR.V	AGGR.V/TTA	AGGR.V	AGGR.V	AGGR.V	AGGR.V	AGGR.V/TTA	AGGR.V
LSU16a	LSU16a	LSU16a	LSU20a/TT	LSU16a	LSU16a	LSU16a	LSU16a	LSU20a/TT	LSU16b
86	88	90	92	94	96	98	100	102	104

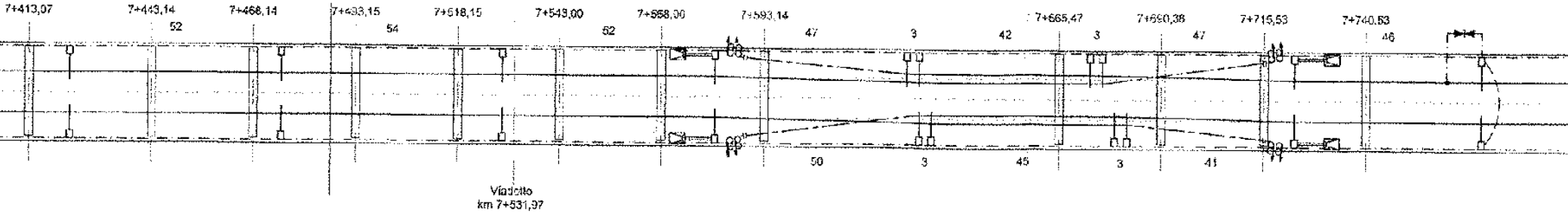

85	87	89	91	93	95	97	99	101	103
LSU18a	LSU18a	LSU18a	LSU20a/TT	LSU16a	LSU16a	LSU16a	LSU16a	LSU20a/TT	LSU16b
AGGR.V	AGGR.V	AGGR.V	AGGR.V/TTA	AGGR.V	AGGR.V	AGGR.V	AGGR.V	AGGR.V/TTA	AGGR.V
⏚	⏚	⏚	⏚	⏚	⏚	⏚	⏚	⏚	⏚
2,25	2,25	2,25	2,25	2,25	2,25	2,25	2,25	2,25	2,25
+2	+2	+2	+2	-1	+2	+2	-1	+2	+2
5,20	5,20	5,20	5,20	5,20	5,20	5 20	5,20	5,20	5,20
N(773/666)	N(773/666)	N(773/666)	N(773/669)	FS(773/911)	N(773/785)	N(773/689)	FS(773/911)	N(773/788)	N(773/669)
T	T	T	C	C(0)	T	C	C(0)	T	C
3700	3700	3700	4200	3700	3200	4200	3700	3200	4200

7+581,00

7+723,00

SV = 120,00m

SV = 249,07m

7+470,75

7+591,28

500

600

700

CT2 L=2200m | CT4 L=2179m
CT1 L=2200m | CT3 L=2179m

4200	3700	3700	3700	3700	3700	3700
C	C	C	C	C	C	C
N(773/669)	N(773/666)	N(773/666)	N(773/666)	N(773/666)	N(773/666)	N(773/666)
5,20	5,20	5,20	5,20	5,20	5,20	5,20
+2	-2	-2	-2	-2	-2	-1
2,25	2,25	2,25	2,25	2,25	2,25	2,25
⏚	⏚	⏚	⏚	⏚	⏚	⏚
AGGR.V	AGGR.V	AGGR.V	AGGR.V	AGGR.V	AGGR.V	AGGR.V/TTC
LSU16b	LSU16a	LSU16a	LSU16a	LSU16a	LSU16a	LSU16a/TT
106	108	110	112	114	116	118

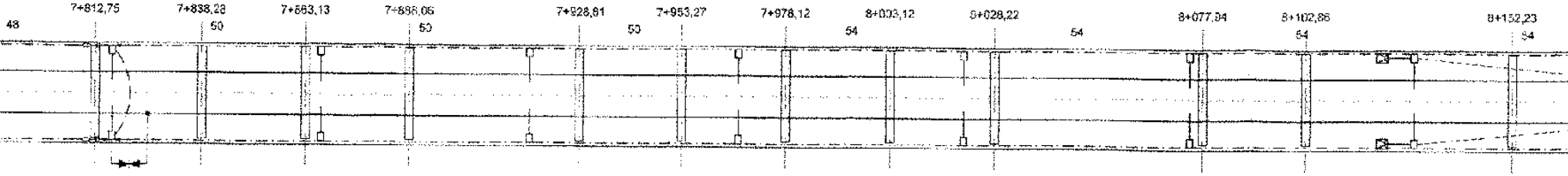

105	107	109	111	113	115	117
LSU16b	LSU18a	LSU18a	LSU18a	LSU18a	LSU18a	LSU18a/TT
AGGR.V	AGGR.V	AGGR.V	AGGR.V	AGGR.V	AGGR.V	AGGR.V/TTC
⏚	⏚	⏚	⏚	⏚	⏚	⏚
2,25	2,25	2,25	2,25	2,25	2,25	2,25
+2	+2	+2	+2	+2	+2	+2
5,20	5,20	5,20	5,20	5,20	5,20	5,20
N(773/788)	N(773/666)	N(773/666)	N(773/666)	N(773/666)	N(773/666)	N(773/666)
T	T	T	T	T	T	T
3200	3700	3700	3700	3700	3700	3700

SV = 120,00m

C - R = 1050m - SV = 111,81m

SV = 120,00m

7+840,36

7+960,36

8+072,16

800

900

km 8+000

100

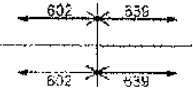

3700	3200	4200	3200	4200	3200	4200
C	T	C	T	C	T	C
N(773/666)	N(773/788)	N(773/669)	N(773/788)	N(773/669)	N(773/788)	N(773/669)
5,20	5,20	5,20	5,20	5,20	5,20	5,20
-3	+2	+2	+2	+2	-	-
2,25	2,25	2,25	2,26	2,25	-	-
⏚	⏚	⏚	⏚	⏚	⏚	⏚
AGGR.V	AGGR.V/TTC	AGGR.V	AGGR.V	AGGR.V	-	-
LSU16a	LSU16a/TT	LSU16a	LSU16a	LSU16a	H10-TE	H10-TE
120	122	124	126	128	130	132

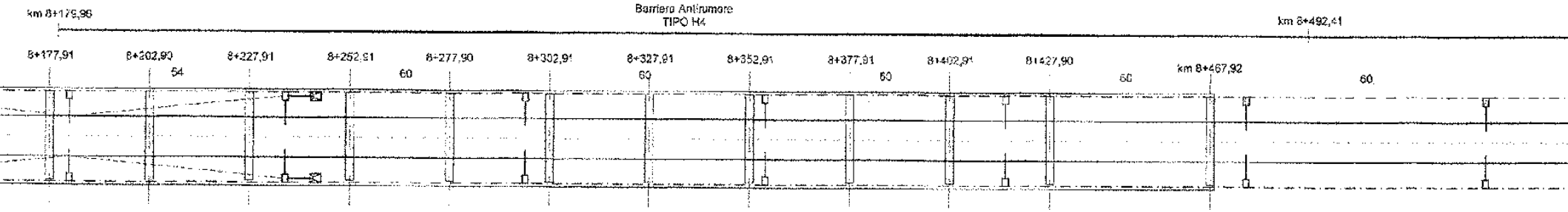

119	121	123	125	127	129	131
LSU18a	LSU16a/TT	LSU16a	LSU16a	LSU16a	LSU16a	LSU16a
AGGR.V	AGGR.V/TTC	AGGR.V	AGGR.V	AGGR.V	R0	RC
⏚	⏚	⏚	⏚	⏚	⏚	⏚
2,25	2,25	2,25	2,25	2,25	2,25	2,25
+2	+2	+2	+2	+2	+2	+2
5,20	5,20	5,20	5,20	5,20	5,20	5,20
N(773/666)	N(773/669)	N(773/788)	N(773/669)	N(773/788)	N(773/669)	N(773/788)
T	C	T	C	T	C	T
3700	4200	3200	4200	3200	4200	3200





	8+641,80					8+821,80		
3200	4200	3700	4200	3200	3700	4200	3200	4200
T(0)	T	C(0)	C	T	C(0)	C	T	C
N(773/788)	N(773/669)	FS(773/911)	N(773/669)	N(773/788)	FS(773/911)	N(773/669)	N(773/788)	N(773/669)
5,20	5,20	5,20	5,20	5,20	5,20	5,20	5,20	5,20
-	+2	-1	+2	+2	-1	+2	-	-
-	2,25	2,25	2,25	2,25	2,25	2,25	-	-
⏚	⏚	⏚	⏚	⏚	⏚	⏚	⏚	⏚
-	R4/TTA	R0	R0	R0	R0	R4/TTA	-	-
H10-TE	LSU20a/TT	LSU16a	LSU16a	LSU16a	LSU16a	LSU20a/TT	H10-TE	H10-TE
134	136	138	140	142	144	146	148	150

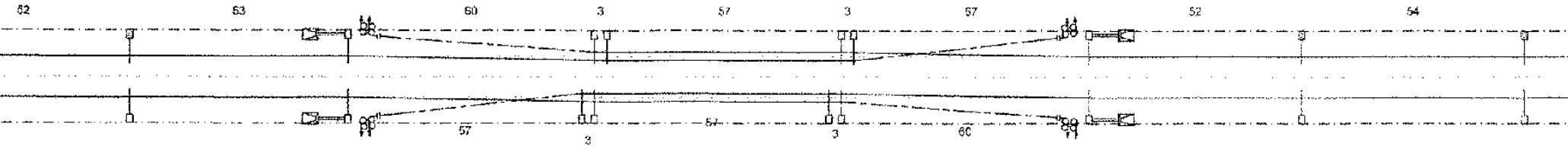

133	135	137	139	141	143	145	147	149
LSU16a	LSU20a/TT	LSU16a	LSU16a	LSU16a	LSU16a	LSU20a/TT	LSU16a	LSU16a
R0	R4/TTA	R0	R0	R0	R0	R4/TTA	R0	R0
⏚	⏚	⏚	⏚	⏚	⏚	⏚	⏚	⏚
2,25	2,25	2,25	2,25	2,25	2,25	2,25	2,25	2,25
+2	+2	-1	+2	+2	-1	+2	+2	+2
5,20	5,20	5,20	5,20	5,20	5,20	5,20	5,20	5,20
N(773/669)	N(773/788)	FS(773/911)	N(773/788)	N(773/669)	FS(773/911)	N(773/788)	N(773/669)	N(773/788)
C(0)	C	C(0)	T	C	C(0)	T	C	T
4200	3200	3700	3200	4200	3700	3200	4200	3200
	8+641,50					8+821,20		

SV = 1181,51m

600 700 800 900

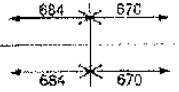

3200	4200	3200	4200	3200	4200	3200
T	C	T	C	T	C	T
N(773/788)	N(773/669)	N(773/788)	N(773/669)	N(773/788)	N(773/669)	N(773/788)
5,20	5,20	5,20	5,20	5,20	5,20	5,20
-	-	-	-	-	+2	+1
-	-	-	-	-	2,25	2,25
⏚	⏚	⏚	⏚	⏚	⏚	⏚
-	-	-	-	-	R1/TTC	R0
H10-TE	H10-TE	H10-TE	H10-TE	H10-TE	LSU16a/TT	LSU16a
152	154	156	158	160	162	164

Barriera Antirumore
TIPO H5

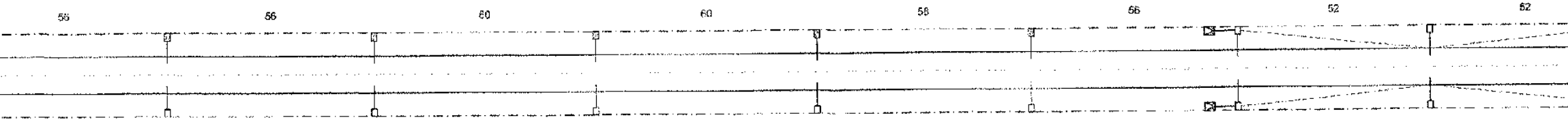

151	153	155	157	159	161	163
LSU16a	LSU16a	LSU16a	LSU16a	LSU16a	LSU16a/TT	LSU16a
R0	R0	R0	R0	R0	R1/TTC	R0
⏚	⏚	⏚	⏚	⏚	⏚	⏚
2,25	2,25	2,25	2,25	2,25	2,25	2,25
+2	+2	+2	+2	+2	+2	+1
5,20	5,20	5,20	5,20	5,20	5,20	5,20
N(773/669)	N(773/788)	N(773/669)	N(773/788)	N(773/669)	N(773/788)	N(773/669)
C	T	C	T	C	T	C
4200	3200	4200	3200	4200	3200	4200

km 9+000 100 200 300

4200	3700	3700	3700	3700	3700	3700
C	C	C	C	C	C	C
N(773/669)	N(773/666)	N(773/666)	N(773/666)	N(773/666)	N(773/668)	N(773/656)
5,20	5,20	5,20	6,20	5,20	5,20	5,20
+2	-	-2	-2	-2	-2	-2
2,25	-	2,25	2,25	2,25	2,25	2,25
⏚	⏚	⏚	⏚	⏚	⏚	⏚
R1/TTC	-	R1	AGGR.V	AGGR.V	AGGR.V	AGGR.V
LSU16a/TT	H10-TE	LSU16a	LSU16a	LSU16a	LSU16a	LSU16a
166	168	170	172	174	176	178

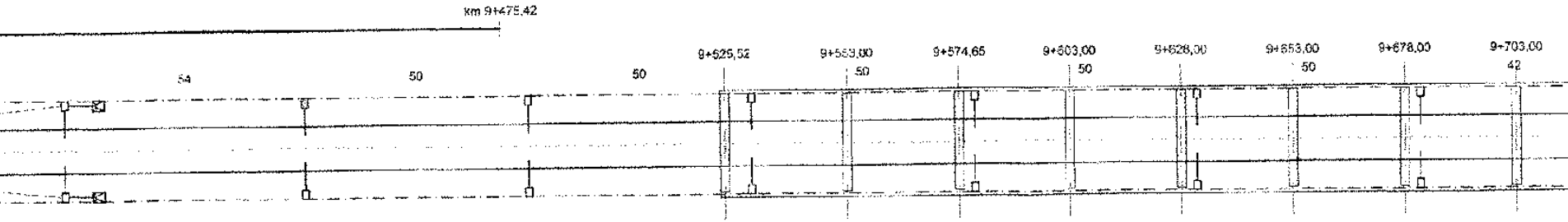

165	167	169	171	173	175	177
LSU16a/TT	LSU18a	LSU18a	LSU18a	LSU18a	LSU16a	LSU18a
R1/TTC	R2	R2	AGGR.V	AGGR.V	AGGR.V	AGGR.V
⏚	⏚	⏚	⏚	⏚	⏚	⏚
2,25	2,25	2,25	2,25	2,25	2,25	2,25
+2	+2	+2	+2	+2	+2	+2
5,20	5,20	5,20	5,20	5,20	5,20	5,20
N(773/738)	N(773/666)	N(773/666)	N(773/666)	N(773/666)	N(773/666)	N(773/666)
T	T	T	T	T	T	T
3200	3700	3700	3790	3700	3700	3700

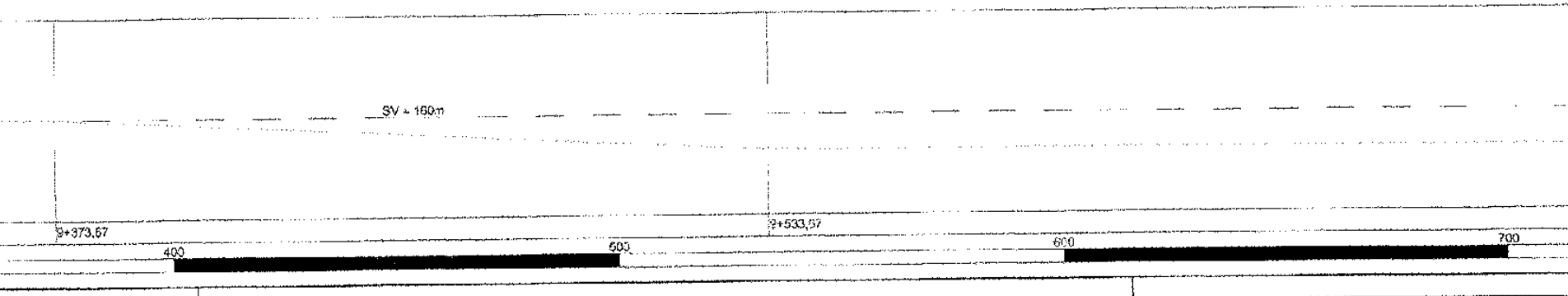

Pezzatura

Pezzatura

Pezzatura 8-8 L=1354m

Pezzatura 7-7 L=1354m

CT4 L=2179m | CT

CT3 L=2179m | CT

9+846,10

9+995,80

3700	3700	3700	3700	3700	3700	3700	3700	7200
C	C	C	C	C(60)	C	C(30)	C(10)	C
N(773/666)	N(773/666)	N(773/666)	[illegible]	[illegible]	[illegible]	[illegible]	[illegible]	[illegible]
5,20	5,20	5,20	5,20	5,20	5,20	5,20	5,20	5,20
-2	-2	-2	-	-2	-2	-2	-2	-
2,25	2,25	2,25	2,25	2,25	2,25	2,25	2,25	2,25
⏚	⏚	⏚	[illegible]	[illegible]	[illegible]	[illegible]	[illegible]	[illegible]
AGGR.V	AGGR.V	AGGR.V	AGGR.V	AGGR.V	AGGR.V	AGGR.V	AGGR.V	AGGR.V
LSU16a	LSU16a	LSU16a	[illegible]	LSU16a	LSU16a	LSU16a	LSU16a	[illegible]
180	182	184	2	4	6	8	10	12

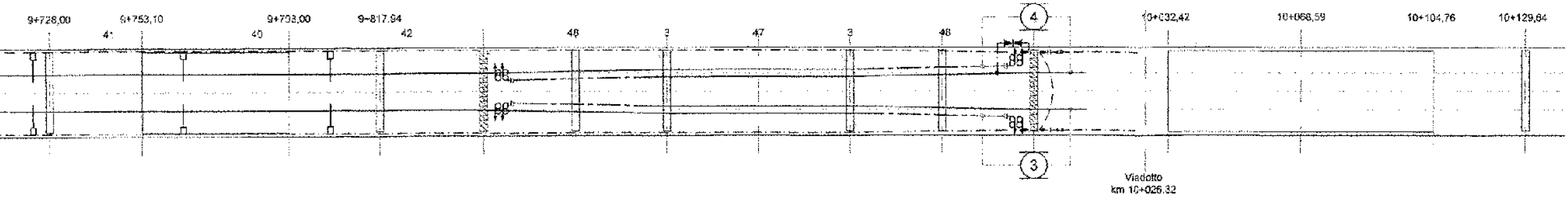

179	181	183	1	3	5	7	9	11
LSU16a	LSU16a	LSU16a	[illegible]	LSU16a	LSU16a	LSU16a	LSU16a	[illegible]
AGGR.V	AGGR.V	AGGR.V	AGGR.V	AGGR.V	AGGR.V	AGGR.V	AGGR.V	AGGR.V
⏚	⏚	⏚	[illegible]	[illegible]	[illegible]	[illegible]	[illegible]	[illegible]
2,25	2,25	2,25	2,25	2,25	2,25	2,25	2,25	2,25
+2	+2	+2	-	+2	+2	+2	+2	-
5,20	5,20	5,20	5,20	5,20	5,20	5,20	5,20	5,20
N(773/666)	N(773/666)	N(773/666)	[illegible]	[illegible]	[illegible]	[illegible]	[illegible]	[illegible]
T	T	T	T	T(10)	T(25)	T	T(60)	T
3700	3700	3700	3700	4200	3700	3700	5800	3700

9+846,10

9+995,80

C - R = 800m - SV = 519,54m

SV = 160m

10+053,21

800

900

km 10+000

800

100

LUNGHEZZA TESATE LDC	B.D. (m)
	B.P. (m)
LUNGHEZZA TESATE CDT	(m)
PROGRESSIVE ORMEGGI	(km)
LUNGHEZZA MENSOLA	(mm)
CONFIGURAZIONE SOSPENSIONE	
TIPO SOSPENSIONE	
ALTEZZA FILO DI CONTATTO	(m)
VALORE E VERSO STRAPIOMBO	(cm)
DISTANZA PALO - ROTAIA	(m)
DISPERSORE DI TERRA	
TIPO DI ANCORAGGIO O FONDAZIONE	
TIPO DI SOSTEGNO/TIRANTE A TERRA	
NUMERO DI SOSTEGNO	
BANCHINA TIPO	(km)

Acerra ➡

BANCHINA TIPO	(km)
NUMERO DI SOSTEGNO	
TIPO DI SOSTEGNO/TIRANTE A TERRA	
TIPO DI ANCORAGGIO O FONDAZIONE	
DISPERSORE DI TERRA	
DISTANZA PALO - ROTAIA	(m)
VALORE E VERSO STRAPIOMBO	(cm)
ALTEZZA FILO DI CONTATTO	(m)
TIPO SOSPENSIONE	
CONFIGURAZIONE SOSPENSIONE	
LUNGHEZZA MENSOLA	(mm)
PROGRESSIVE ORMEGGI	(km)

ANDAMENTO PLANIMETRICO

PROGRESSIVE TRACCIATO	(km)
ETTOMETRICHE	

CARATTERISTICHE DELLA LINEA DI CONTATTO

Binari di corsa - Catenaria 540mmq:
-) n°2 Corde Portanti Cu 120mmq - Tiro 2x1500daN con regolazione automatica
-) n°2 Fili di contatto Cu-Ag 150mmq - Tiro 2x1875daN con regolazione automatica

Binari secondari - Catenaria 270mmq:
-) n°1 Corda Portante Cu 120mmq - Tiro 1125daN con regolazione automatica
-) n°1 Filo di contatto Cu-Ag 150mmq - Tiro 1125daN con regolazione automatica

Circuito di messa a terra e protezione TE
-) n°2 corde nude TACSR Ø15,82mm (170mmq) - Tiro (a 15°C) 2x350daN fisso

LEGENDA SIMBOLI L.d.C.

———	Condultura attiva	□——	Palo LSU con sospensione su mensola in profilato di alluminio
— — —	Condultura inattiva	□——	Supporto pendulo da galleria con sospensione su mensola in profilato di alluminio
— — —	Ormeggio cond. TE con n°2 C.P. e n°2 F.C. con regolazione automatica del tiro con sistema a taglie e contrappesi	▨——	Carpenteria predisposta per aggrappatura a barriera antirumore di sospensione su mensola in profilato di alluminio
— — —	Ormeggio F.C. / C.P. con regolazione automatica del tiro con sistema di tensionatura a molla	▨	Portale di ormeggio tralicciato (dis. E65018)
— — —	Ormeggio F.C. / C.P. senza regolazione automatica del tiro	· · ·	Circuito di terra in doppio conduttore nudo TACSR Ø15,82mm
— — —	Collegamento di alimentazione costituito da n°4 corde Cu 155mmq	— · —	Attravers. aereo circuito di terra in doppia corda Cu 120mmq
—(x)—	Sezionatore aereo, motorizzato e telecomandato, normalmente chiuso	⏚	Dispersore di terra
—(x)—	Sezionatore aereo, motorizzato e telecomandato, normalmente aperto	⏚	Dispersore di terra profondo
- - - -	Strallo di Punto Fisso	▶◀	Limitatore di tensione bidirezionale - Collegamento alla rotaia in doppio cavo TACSR Ø19,62mm
▷——	Tirante a terra singolo	— — —	Ormeggio isolato circuito di terra
▷——	Tirante a terra doppio		

NOTE:

1) Le caratteristiche tecniche degli impianti TE sono conformi a quanto riportato nel documento:
RFI DTC STS ENE SP IFS TE 210 A - CAPITOLATO TECNICO T.E. ED. 2014
e negli elaborati in esso richiamati, dei quali di seguito si riportano i principali:
- E64850a - SCHEMI TIPOLOGICI DI R.A. PER CATENARIE 440mm² E 540mm² RETTIFILO-CURVA R>250m;
- E64851a - SCHEMI TIPOLOGICI DI T.S. RETTIFILO - CURVA R>250m;
- E64864b - TABELLA DI IMPIEGO PALI LSU E DEI BLOCCHI DI FONDAZIONE DI PIENA LINEA;
- E64865c - BLOCCHI DI FONDAZIONE E RELATIVE ARMATURE PER SOSTEGNI TIPO "LSU" DI PIENA LINEA
- E64881b - BLOCCHI DI FONDAZIONE E RELATIVE ARMATURE PER TIRANTI A TERRA TIPO "TTA", "TTB" E "TTC";
- E65020a - FONDAZIONI PER PORTALI DI ORMEGGIO;
- E66013 - SOSTEGNI TIPO LSU.

PEZZA

N°	SCHEMA TESATURA	OR da so
1-1		PO
2-2		PO
3-3		19
4-4		20
5-5		91
6-6		92
7-7		135
8-8		136

PEZZATURE CdT
n°2 conduttori TACSR Ø15,82mm

N°	ORMEGGI da sost.	a sost.	LUNGHEZZA (m)	NOTE
1	PO	105	2x2200	-
2	PO	106	2x2200	-
3	105	11	2x2179	-
4	106	12	2x2179	-

SOSTEGNI	
TIPO	N°
H10-TE	11
LSU16a	103
LSU16b	4
LSU18a	52
LSU20a	12
LSU24a	2

FONDAZIONI E AGGRAPPATURE	
TIPO	N°
R0	24
R1	29
R2	4
R3	20
R4	6
R6M	2
TTA	8
TTC	4
AGGR.V	88
AGGR.TTA	4
AGGR.TTC	8

ATURE LdC

MEGGI st. a sost.	LUNGHEZZA (m)	SEZIONE (mmq)	NOTE
37	685	540	
38	685	540	
101	1557	540	
102	1557	540	
145	1241	540	
146	1241	540	
11	1354	540	
12	1354	540	

ATTRAVERSAMENTI AEREI CdT
n°2 corde Cu 120mmq

N°	da sost.	a sost.	LUNGHEZZA (m)	NOTE
1	103	104	2x15	-
2	105	106	2x15	-

SOSPENSIONI

TIPO	N°
773/653	1
773/666	70
773/669	31
773/788	31
773/852	1
773/869	38
773/908	1
773/909	1
773/911	6
773/913	1
773/940	1

COMMITTENTE:

RFI
RETE FERROVIARIA ITALIANA
GRUPPO FERROVIE DELLO STATO ITALIANE

PROGETTAZIONE:

ITALFERR
GRUPPO FERROVIE DELLO STATO ITALIANE

DIREZIONE TECNICA
U.O. ENERGIA E IMPIANTI DI TRAZIONE ELETTRICA

PROGETTO DEFINITIVO

ITINERARIO NAPOLI - BARI
VARIANTE LINEA CANCELLO - NAPOLI

PIANO DI ELETTRIFICAZIONE E CDT E PROTEZIONE DI PIENA LINEA TRATTA DALLA STAZ. DI NAPOLI AFRAGOLA ALLA STAZ. DI ACERRA

SCALA:
1:1000

COMMESSA	LOTTO	FASE	ENTE	TIPO DOC.	OPERA/DISCIPLINA	PROGR.	REV.
IF0E	00	D	18	P7	LC0300	001	A

Revis.	Descrizione	Redatto	Data	Verificato	Data	Approvato	Data	Autorizzato Data
A	Emissione Esecutiva	C.Trezza	07.2015	S.Rivoli	07.2015	D.Aprea	07.2015	G.Guidi Buffarini 07.2015

File: IF0E00D18P7LC0300001A PDE AFRAGOLA-ACERRA.DWG

n. Elab.: 589