

COMMITTENTE:



PROGETTAZIONE:



INFRASTRUTTURE FERROVIARIE STRATEGICHE DEFINITE DALLA LEGGE OBIETTIVO N. 443/01 e s.m.i



Progetto cofinanziato dalla Unione Europea

CUP: J94F04000020001

U.O. SISTEMI TECNOLOGICI DI SICUREZZA E TELECOMUNICAZIONI

PROGETTO DEFINITIVO

ASSE FERROVIARIO MONACO - VERONA

ACCESSO SUD ALLA GALLERIA DI BASE DEL BRENNERO QUADRUPPLICAMENTO DELLA LINEA FORTEZZA - VERONA

LOTTO 1: FORTEZZA - PONTE GARDENA

BIVIO/PC PONTE GARDENA NORD

PLANIMETRIA ATTREZZATA ENTI E CANALIZZAZIONI

SCALA :

1:1000

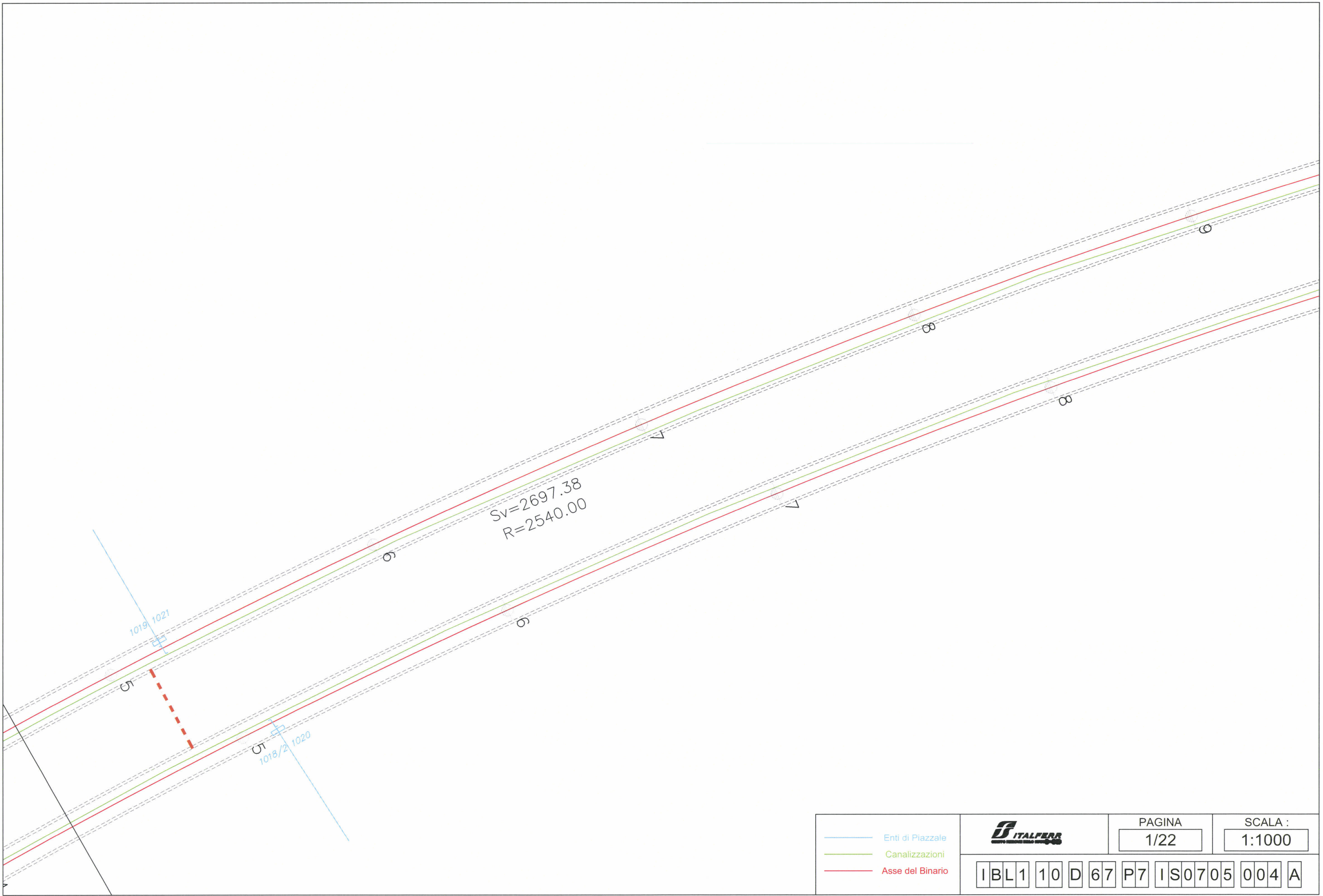
COMMESSA LOTTO FASE ENTE TIPO DOC. OPERA/DISCIPLINA PROGR. REV.

IBL1 10 D 67 P7 IS0705 004 A

Revis.	Descrizione	Redatto	Data	Verificato	Data	Approvato	Data	Autorizzato / Data
A	Emissione Definitiva per CDS	U. Fabiani	03.2013	S. Buccheri	03.2013	C. Mazzocchi	03.2013	S. Albanesi 03.2013




Stampato dal Servizio di plottaggio ITALFERR S.p.A.

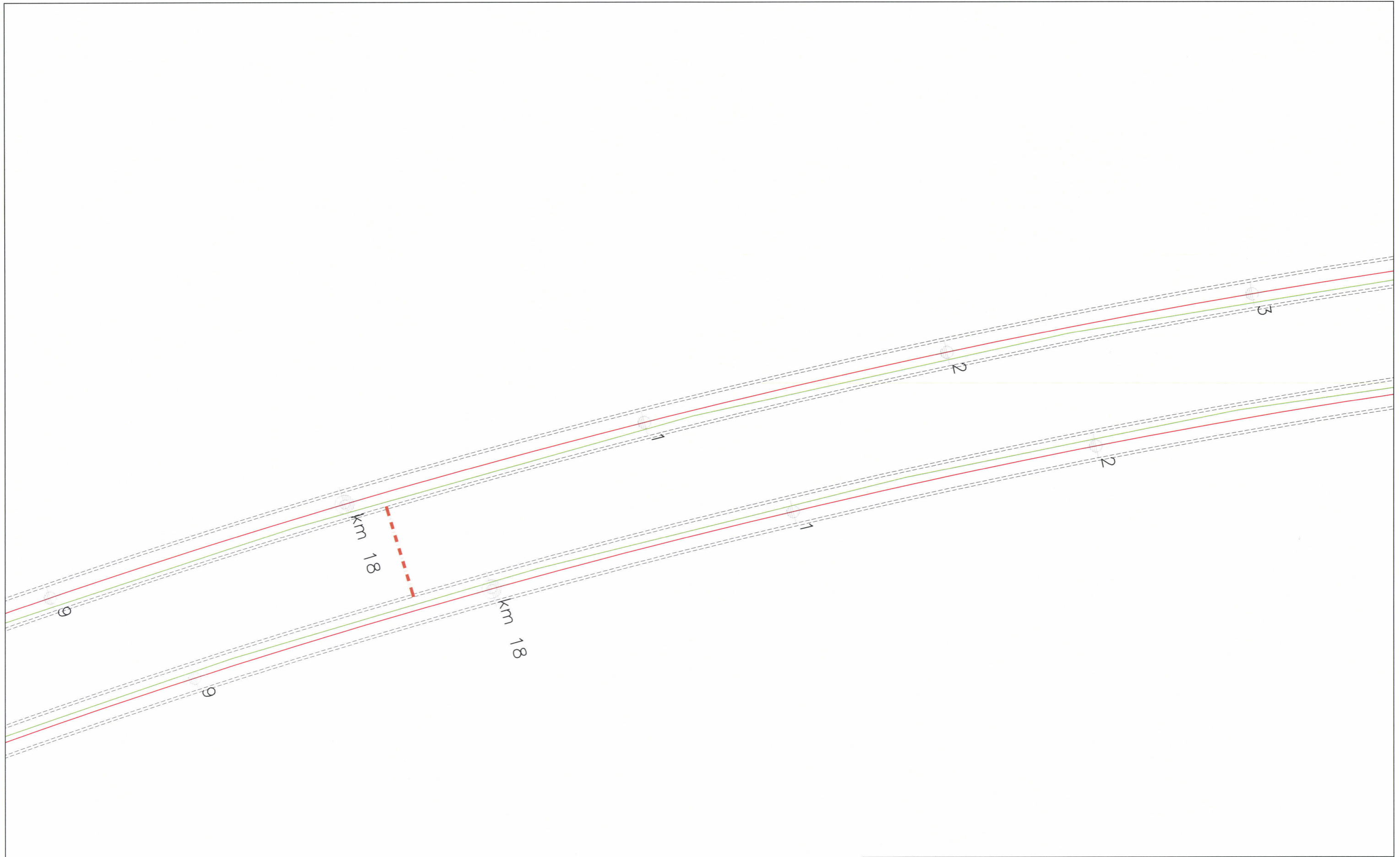



SV=2697.38
R=2540.00

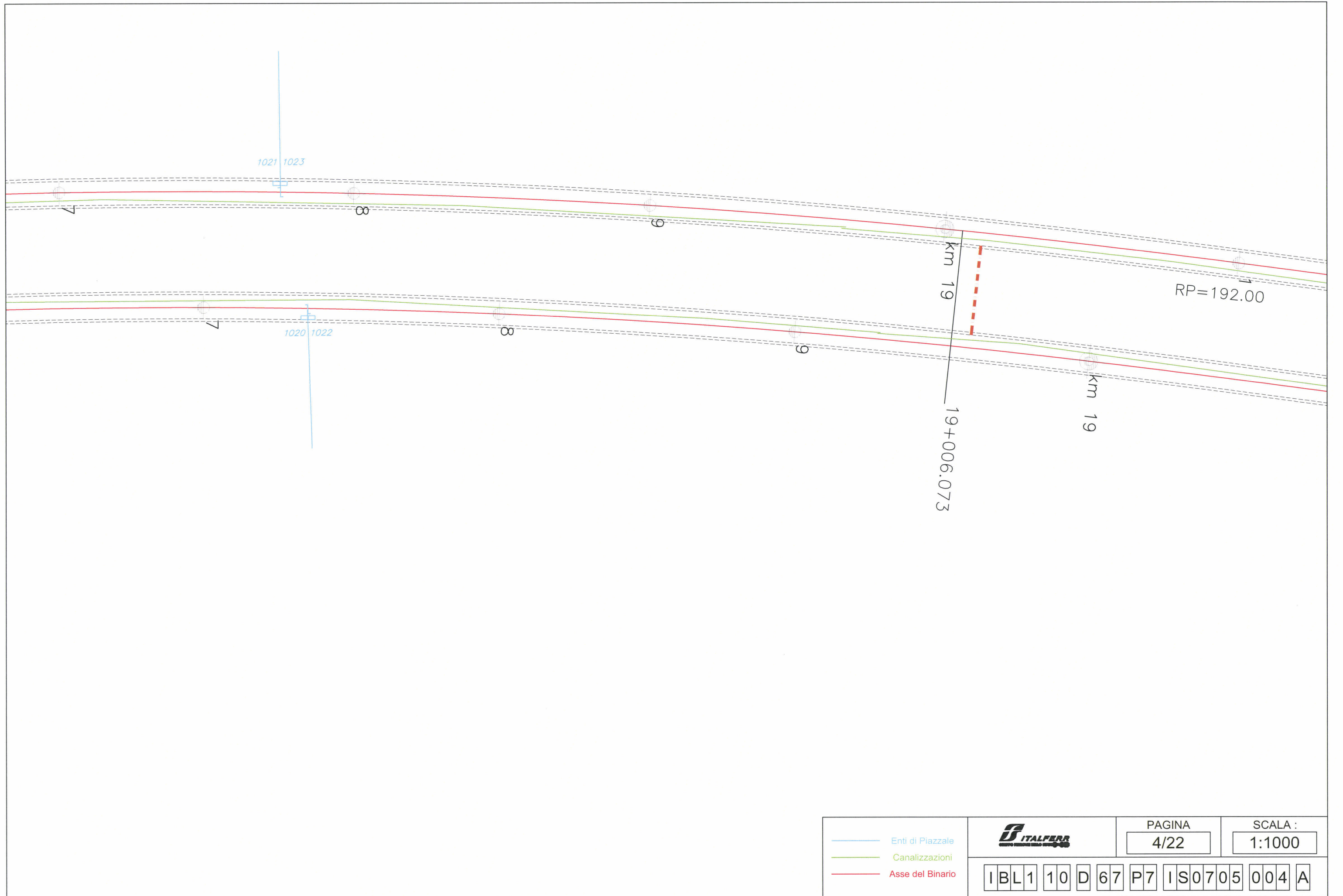
1019/1021

1018/2 1020

<ul style="list-style-type: none"> — Enti di Piazzale — Canalizzazioni — Asse del Binario 		PAGINA	SCALA :																					
		1/22	1:1000																					
<table border="1" style="width: 100%; border-collapse: collapse;"> <tr> <td style="padding: 2px;">I</td> <td style="padding: 2px;">B</td> <td style="padding: 2px;">L</td> <td style="padding: 2px;">1</td> <td style="padding: 2px;">1</td> <td style="padding: 2px;">0</td> <td style="padding: 2px;">D</td> <td style="padding: 2px;">6</td> <td style="padding: 2px;">7</td> <td style="padding: 2px;">P</td> <td style="padding: 2px;">7</td> <td style="padding: 2px;">I</td> <td style="padding: 2px;">S</td> <td style="padding: 2px;">0</td> <td style="padding: 2px;">7</td> <td style="padding: 2px;">0</td> <td style="padding: 2px;">5</td> <td style="padding: 2px;">0</td> <td style="padding: 2px;">0</td> <td style="padding: 2px;">4</td> <td style="padding: 2px;">A</td> </tr> </table>				I	B	L	1	1	0	D	6	7	P	7	I	S	0	7	0	5	0	0	4	A
I	B	L	1	1	0	D	6	7	P	7	I	S	0	7	0	5	0	0	4	A				








— Enti di Piazzale
— Canalizzazioni
— Asse del Binario



PAGINA
4/22


SCALA :
1:1000

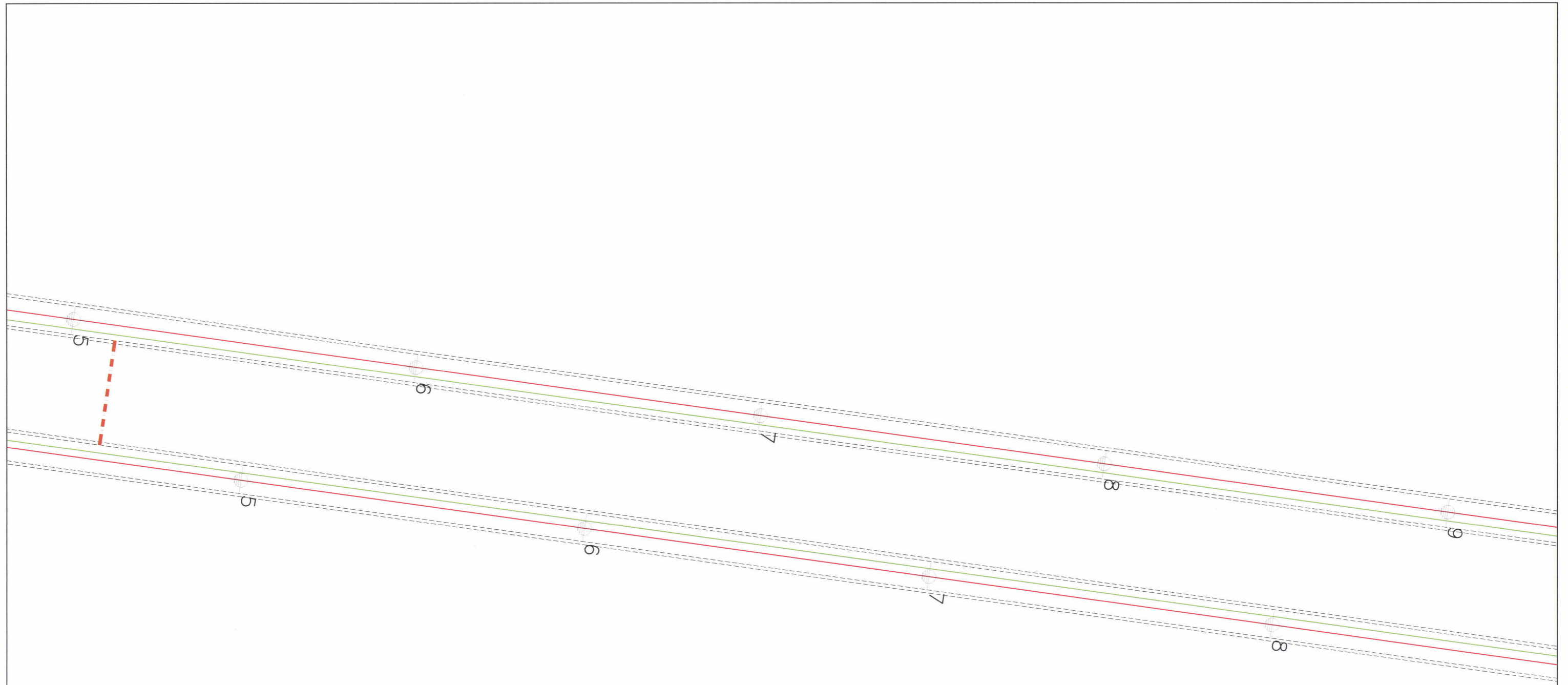
IBL	1	10	D	67	P7	IS0705	004	A
-----	---	----	---	----	----	--------	-----	---




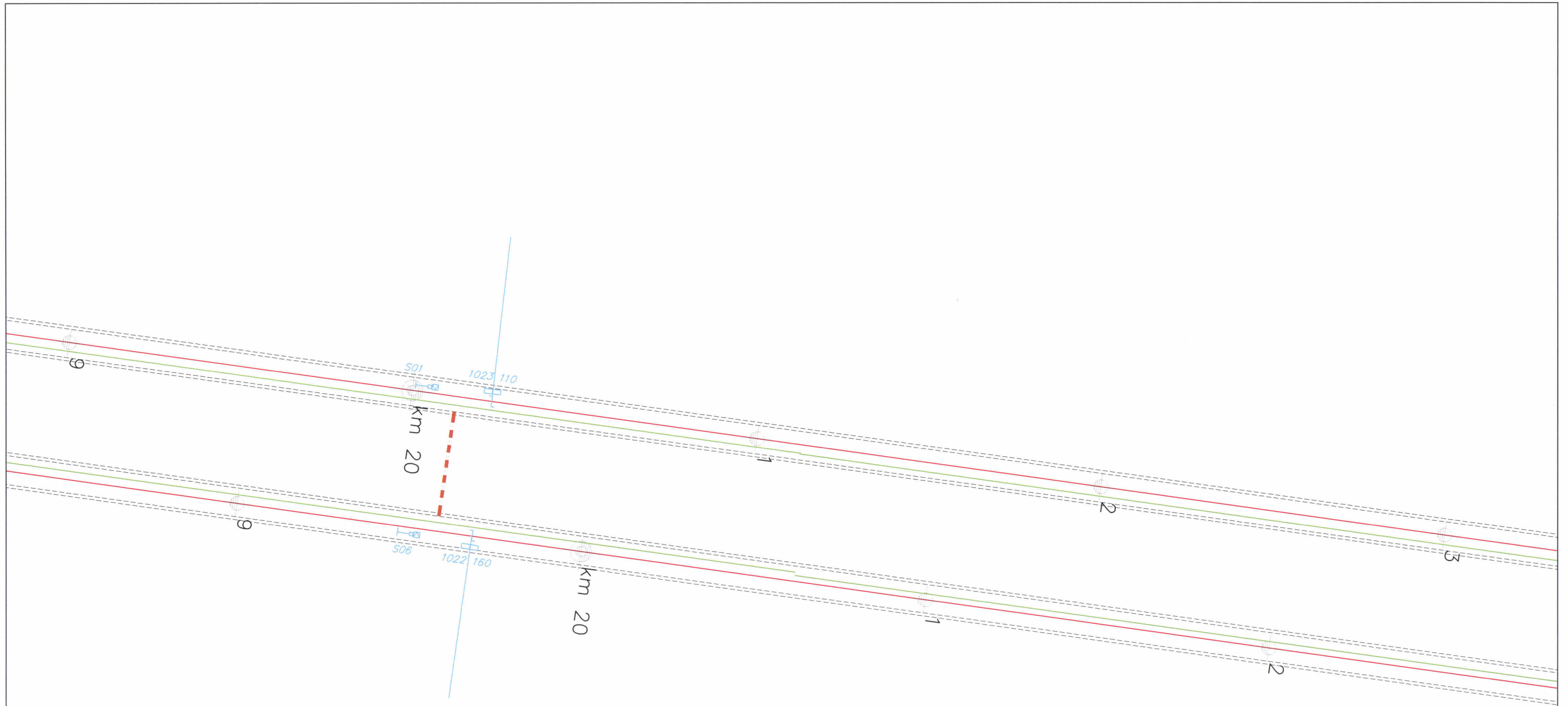
RP=192.00

19+198.073

<ul style="list-style-type: none"> — Enti di Piazzale — Canalizzazioni — Asse del Binario 		PAGINA	SCALA :																					
		5/22	1:1000																					
<table border="1" style="width: 100%; border-collapse: collapse;"> <tr> <td style="padding: 2px;">I</td> <td style="padding: 2px;">B</td> <td style="padding: 2px;">L</td> <td style="padding: 2px;">1</td> <td style="padding: 2px;">1</td> <td style="padding: 2px;">0</td> <td style="padding: 2px;">D</td> <td style="padding: 2px;">6</td> <td style="padding: 2px;">7</td> <td style="padding: 2px;">P</td> <td style="padding: 2px;">7</td> <td style="padding: 2px;">I</td> <td style="padding: 2px;">S</td> <td style="padding: 2px;">0</td> <td style="padding: 2px;">7</td> <td style="padding: 2px;">0</td> <td style="padding: 2px;">5</td> <td style="padding: 2px;">0</td> <td style="padding: 2px;">0</td> <td style="padding: 2px;">4</td> <td style="padding: 2px;">A</td> </tr> </table>				I	B	L	1	1	0	D	6	7	P	7	I	S	0	7	0	5	0	0	4	A
I	B	L	1	1	0	D	6	7	P	7	I	S	0	7	0	5	0	0	4	A				

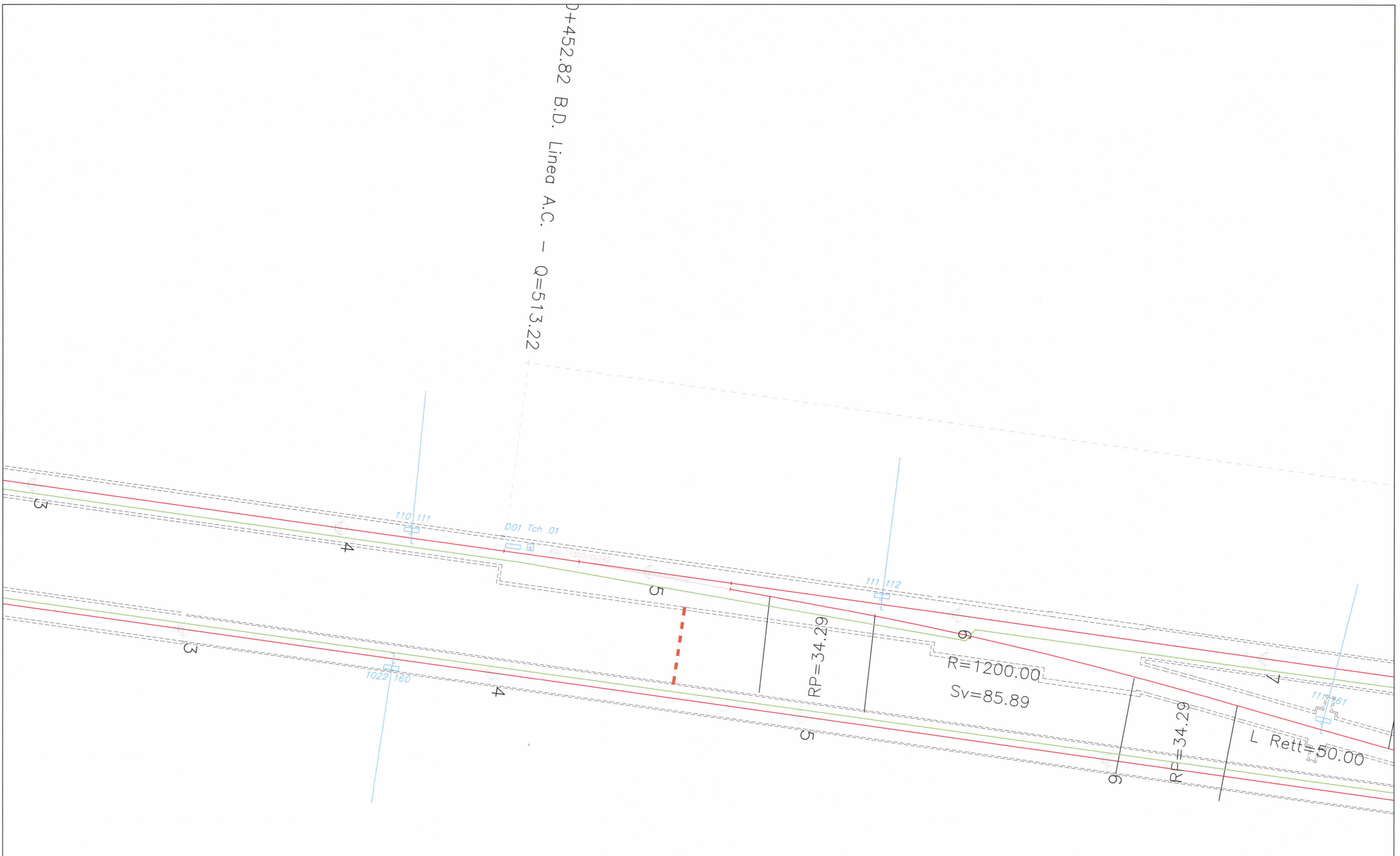


		PAGINA	SCALA :								
		6/22	1:1000								
<table border="1"> <tr> <td>IBL1</td> <td>10</td> <td>D</td> <td>67</td> <td>P7</td> <td>IS0705</td> <td>004</td> <td>A</td> </tr> </table>				IBL1	10	D	67	P7	IS0705	004	A
IBL1	10	D	67	P7	IS0705	004	A				

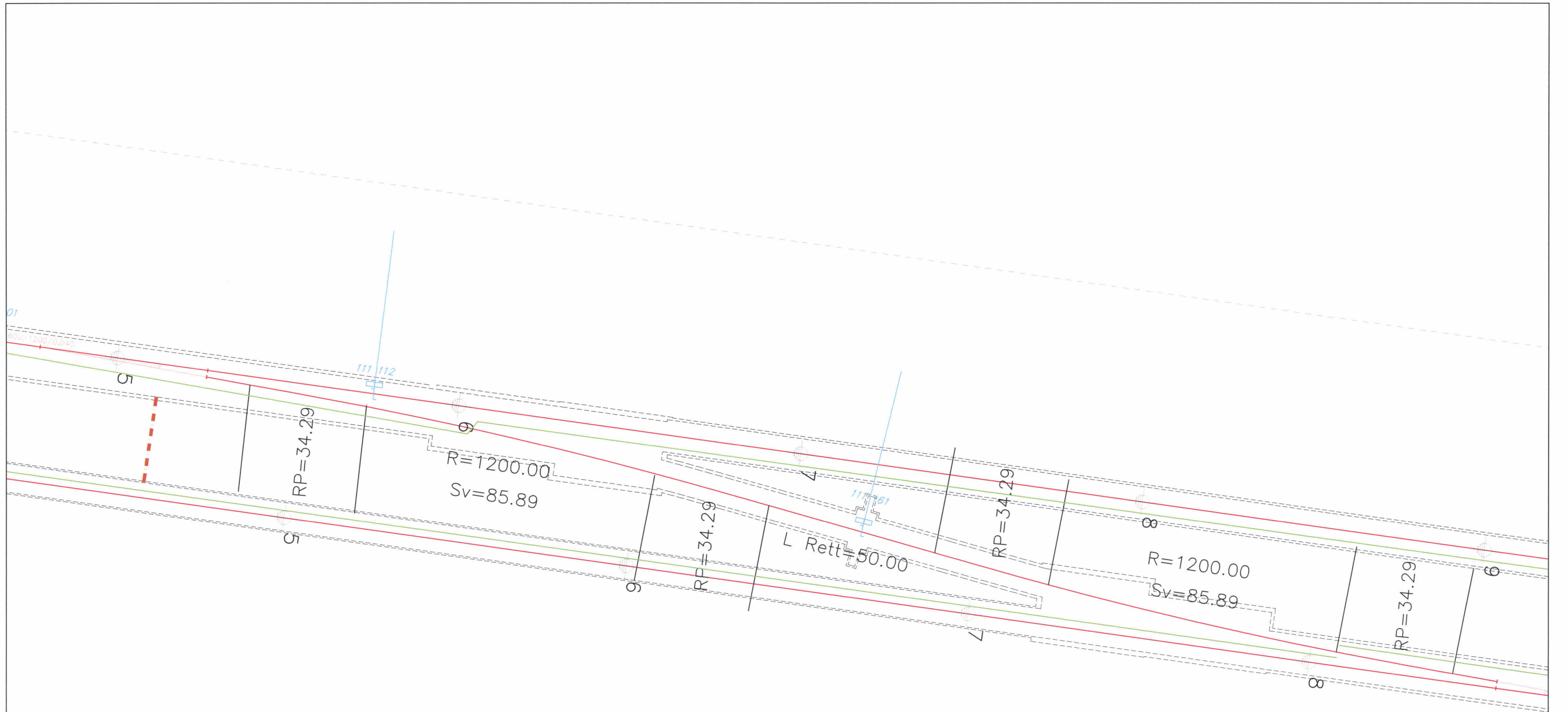


			PAGINA <div style="border: 1px solid black; padding: 2px;">7/22</div>	SCALA : <div style="border: 1px solid black; padding: 2px;">1:1000</div>
	<div style="display: flex; justify-content: space-between;"> IBL110D67P7IS0705004A </div>			

D+452.82 B.D. Linea A.C. - Q=513.22



		PAGINA	SCALA :
		8/22	1:1000
IBL1 10 D 67 P7 IS0705 004 A			





- Enti di Piazzale
- Canalizzazioni
- Asse del Binario



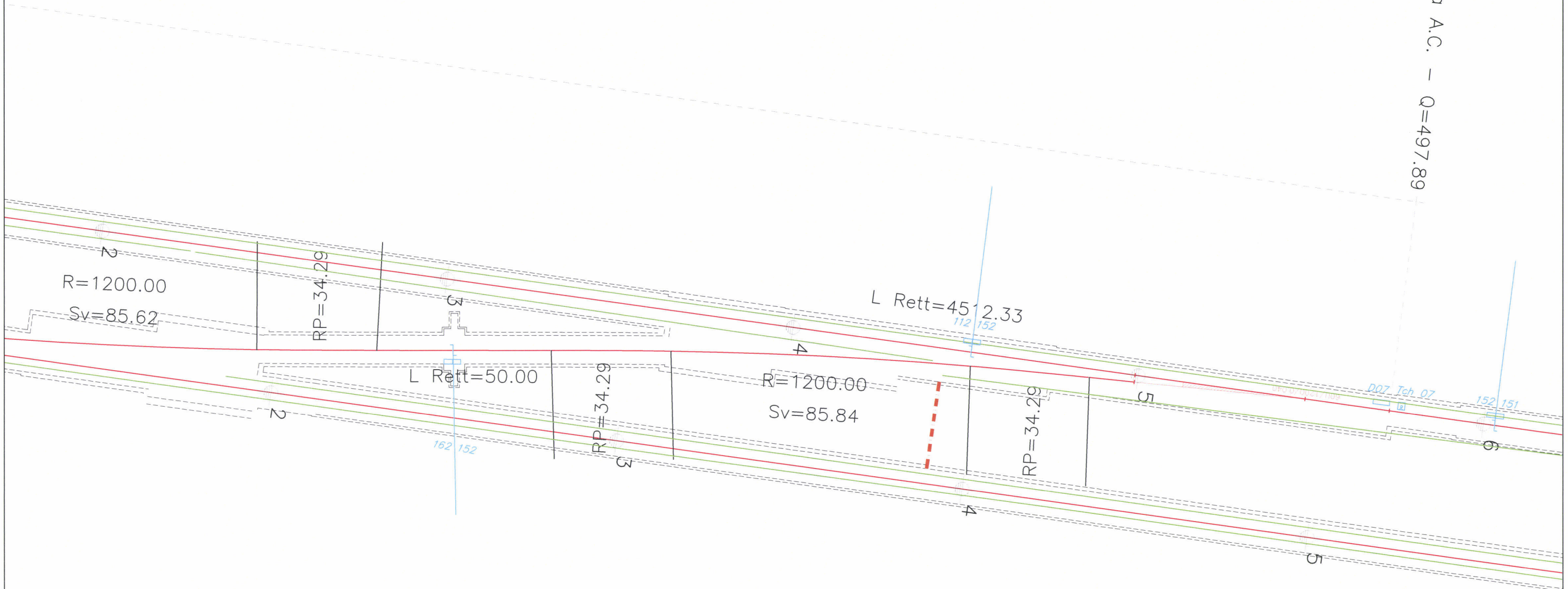
PAGINA
10/22

SCALA :
1:1000

IBL1 10 D 67 P7 IS0705 004 A

NORD

P.S. Km 21+572.96 B.D. Linea A.C. - Q=497.89



 Enti di Piazzale
 Canalizzazioni
 Asse del Binario



PAGINA
11/22


SCALA :
1:1000

IBL1 10 D 67 P7 IS0705 004 A

Km 21+917.00

km 22

632.82 B.D. Linea A.C. - Q=498.64
000 Int. D Ponte Gardena - Q=498.64
96 B.D. Linea A.C. - Q=497.89




- Enti di Piazzale
- Canalizzazioni
- Asse del Binario



PAGINA
12/22

SCALA :
1:1000

IBL1 10 D 67 P7 IS0705 004 A




- Enti di Piazzale
- Canalizzazioni
- Asse del Binario



PAGINA
13/22

SCALA :
1:1000

IBL1 10 D 67 P7 I S 0705 004 A



FINE LC

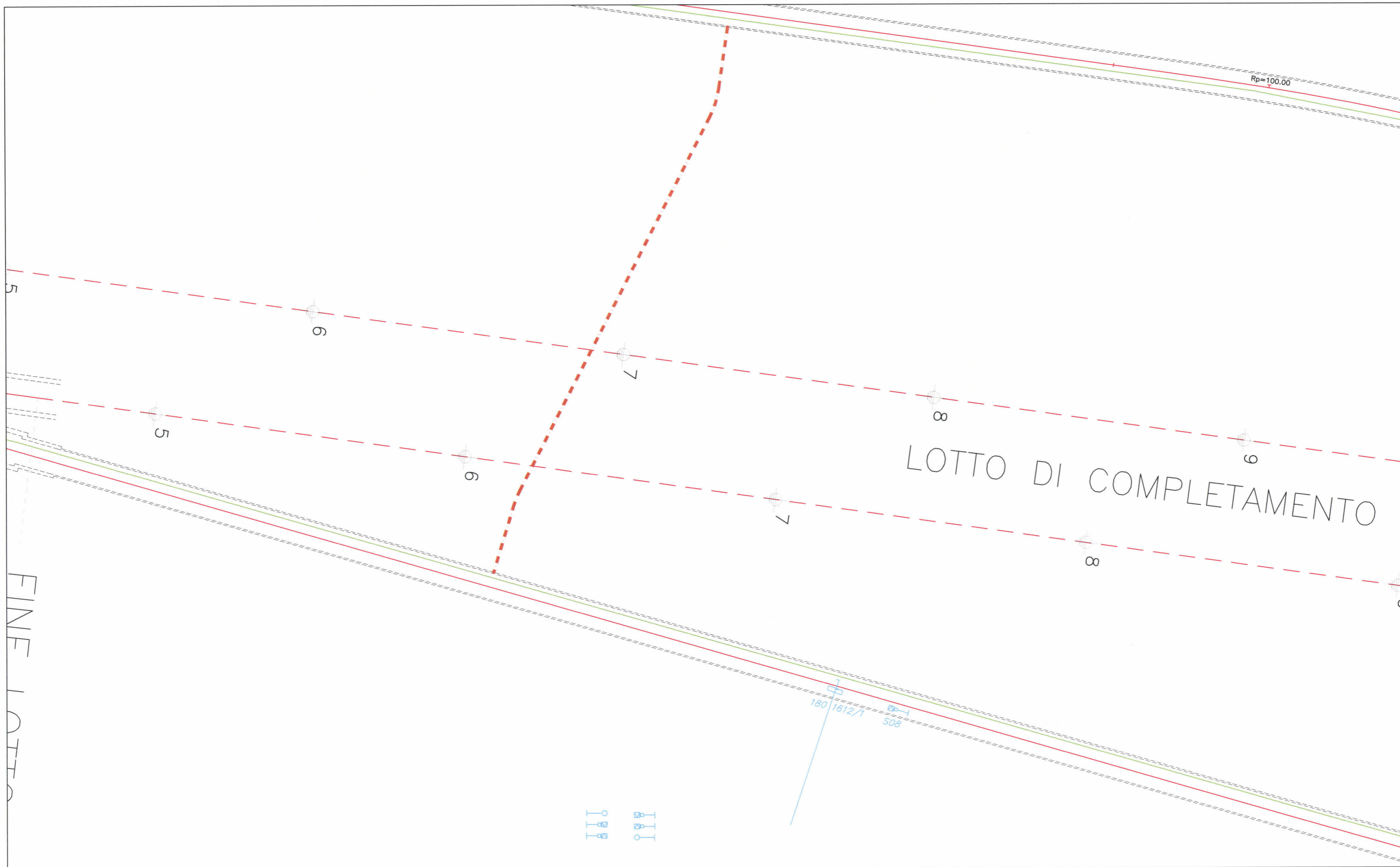
- Enti di Piazzale
- Canalizzazioni
- Asse del Binario



PAGINA
14/22

SCALA :
1:1000

IBL1	10	D	67	P7	IS0705	004	A
------	----	---	----	----	--------	-----	---



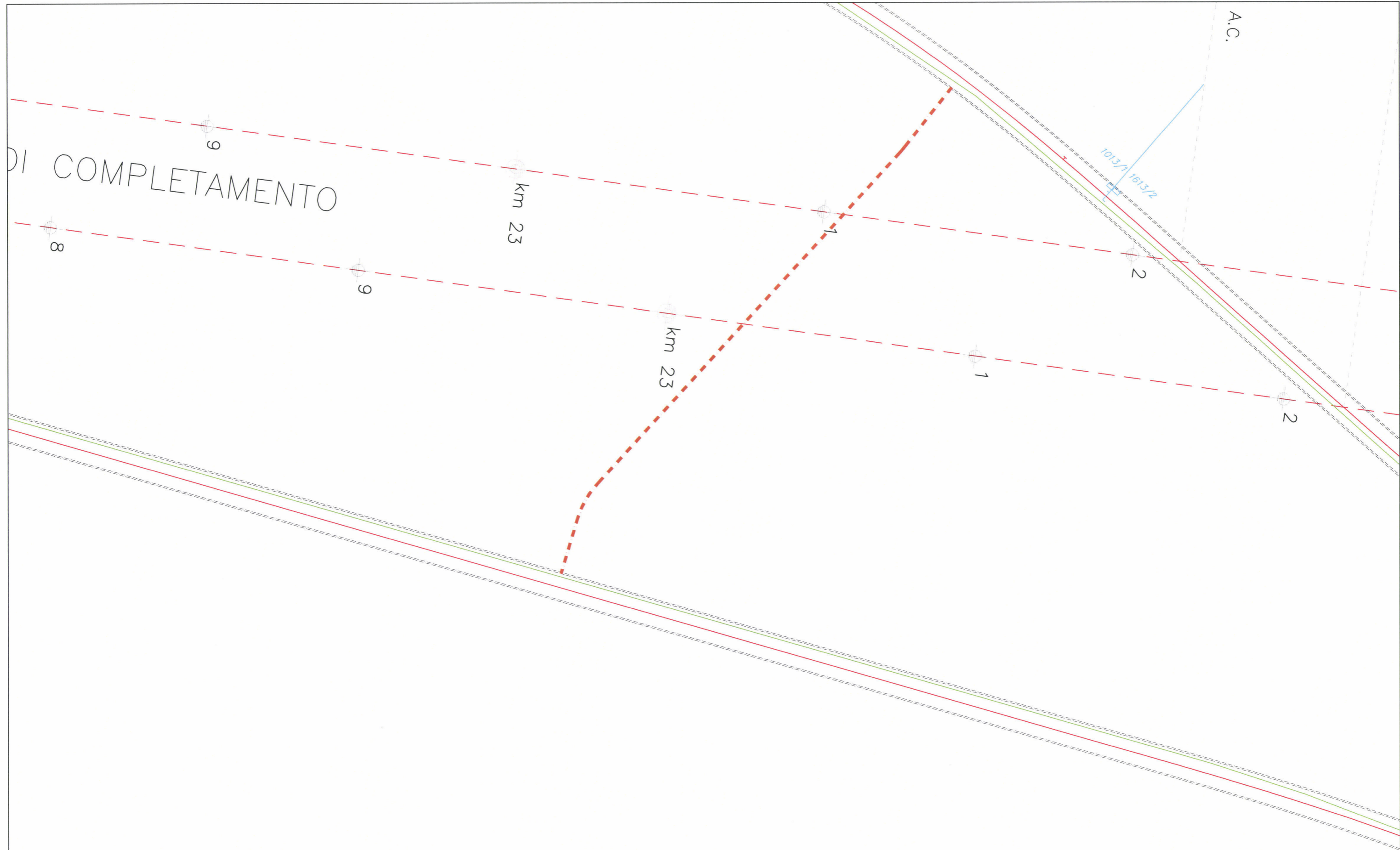
FINE LOTTO

LOTTO DI COMPLETAMENTO

Rp=100.00



<ul style="list-style-type: none"> — Enti di Piazzale — Canalizzazioni — Asse del Binario 		PAGINA	SCALA :								
		15/22	1:1000								
<table border="1" style="width: 100%; border-collapse: collapse;"> <tr> <td style="padding: 2px;">IBL1</td> <td style="padding: 2px;">10</td> <td style="padding: 2px;">D</td> <td style="padding: 2px;">67</td> <td style="padding: 2px;">P7</td> <td style="padding: 2px;">IS0705</td> <td style="padding: 2px;">004</td> <td style="padding: 2px;">A</td> </tr> </table>				IBL1	10	D	67	P7	IS0705	004	A
IBL1	10	D	67	P7	IS0705	004	A				



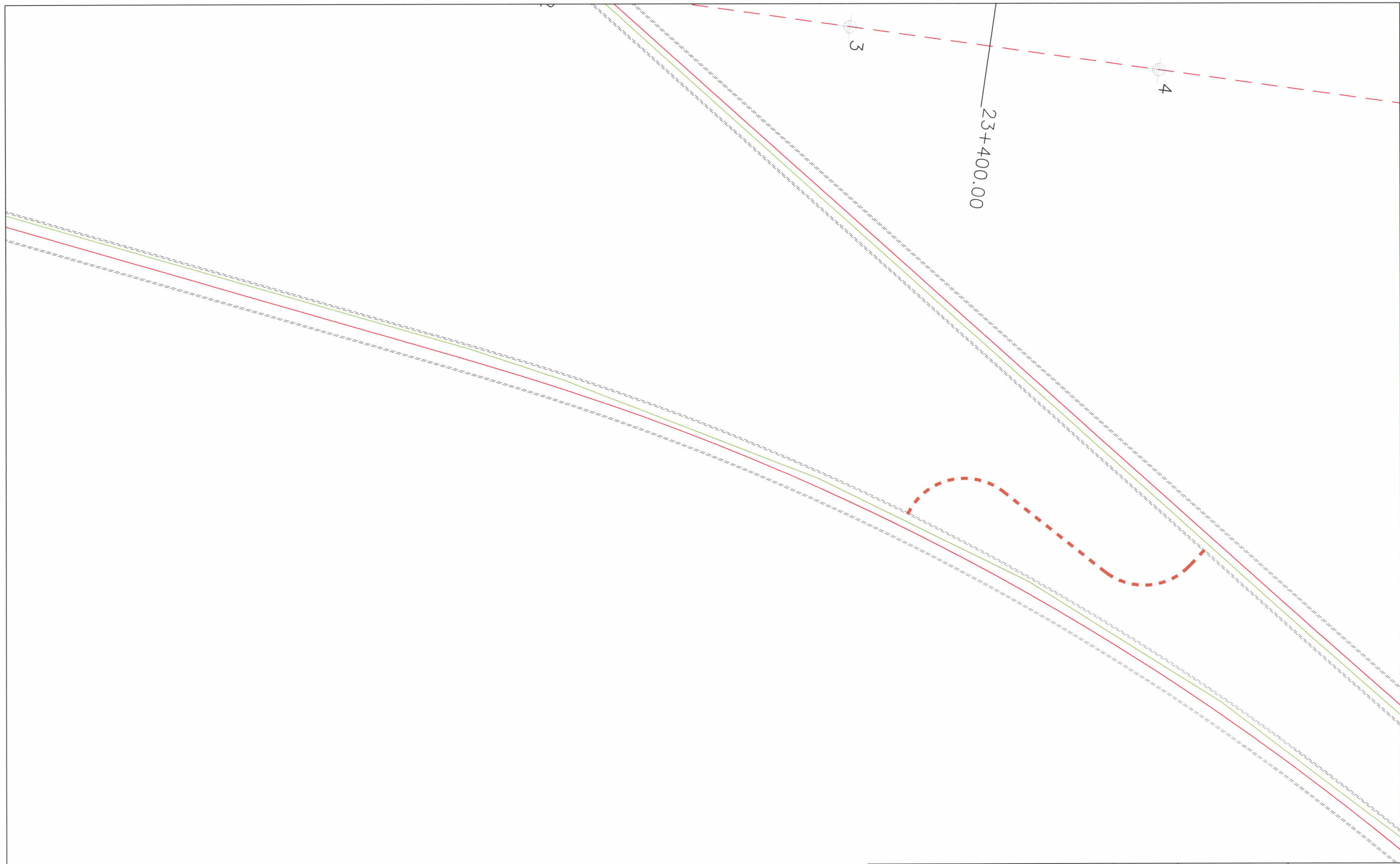
- Enti di Piazzale
- Canalizzazioni
- Asse del Binario



PAGINA
16/22

SCALA :
1:1000

IBL1	10	D	67	P7	IS0705	004	A
------	----	---	----	----	--------	-----	---

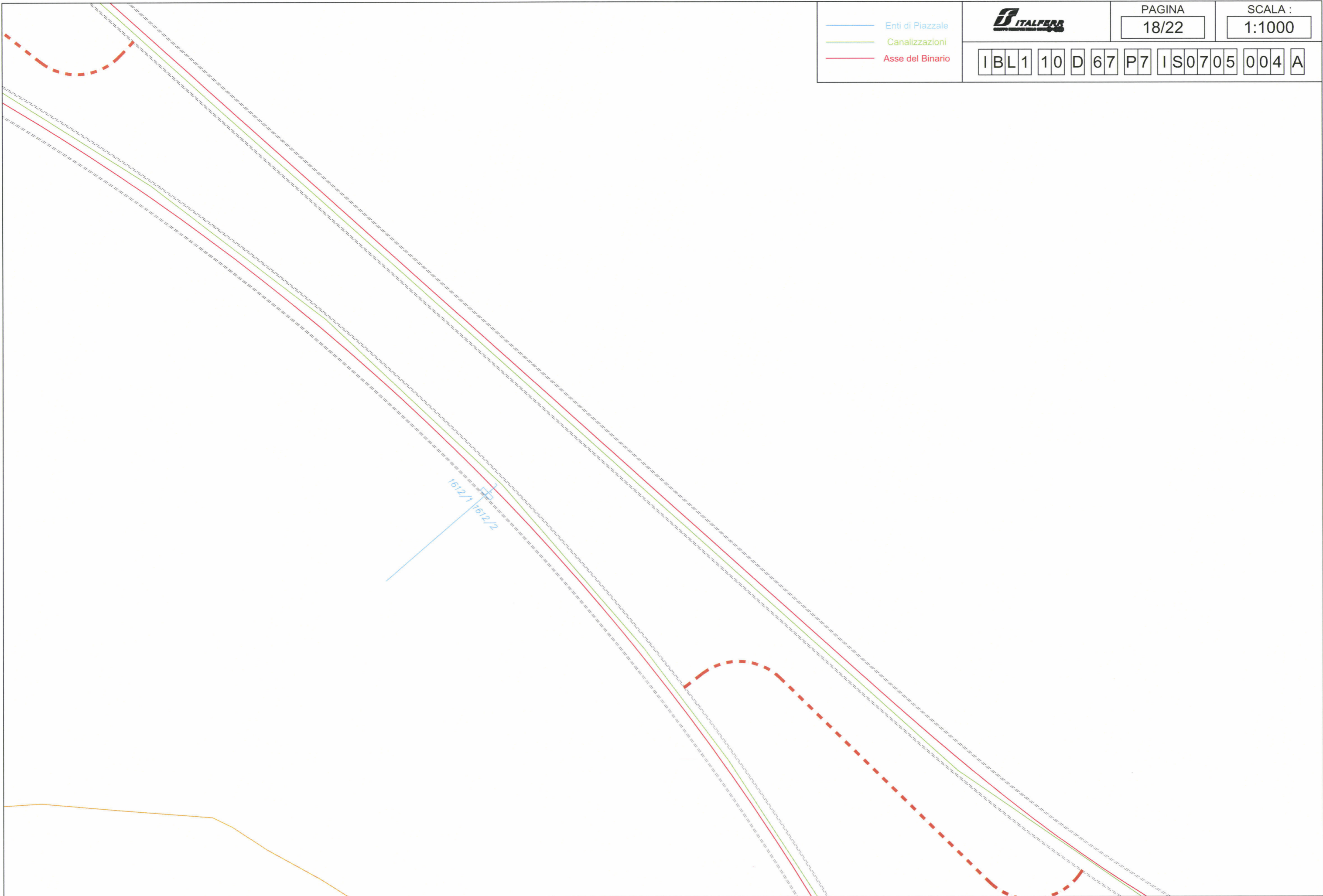


			PAGINA 17/22	SCALA : 1:1000			
	IBL1	10	D	67	P7	IS0705	004



- Enti di Piazzale
- Canalizzazioni
- Asse del Binario

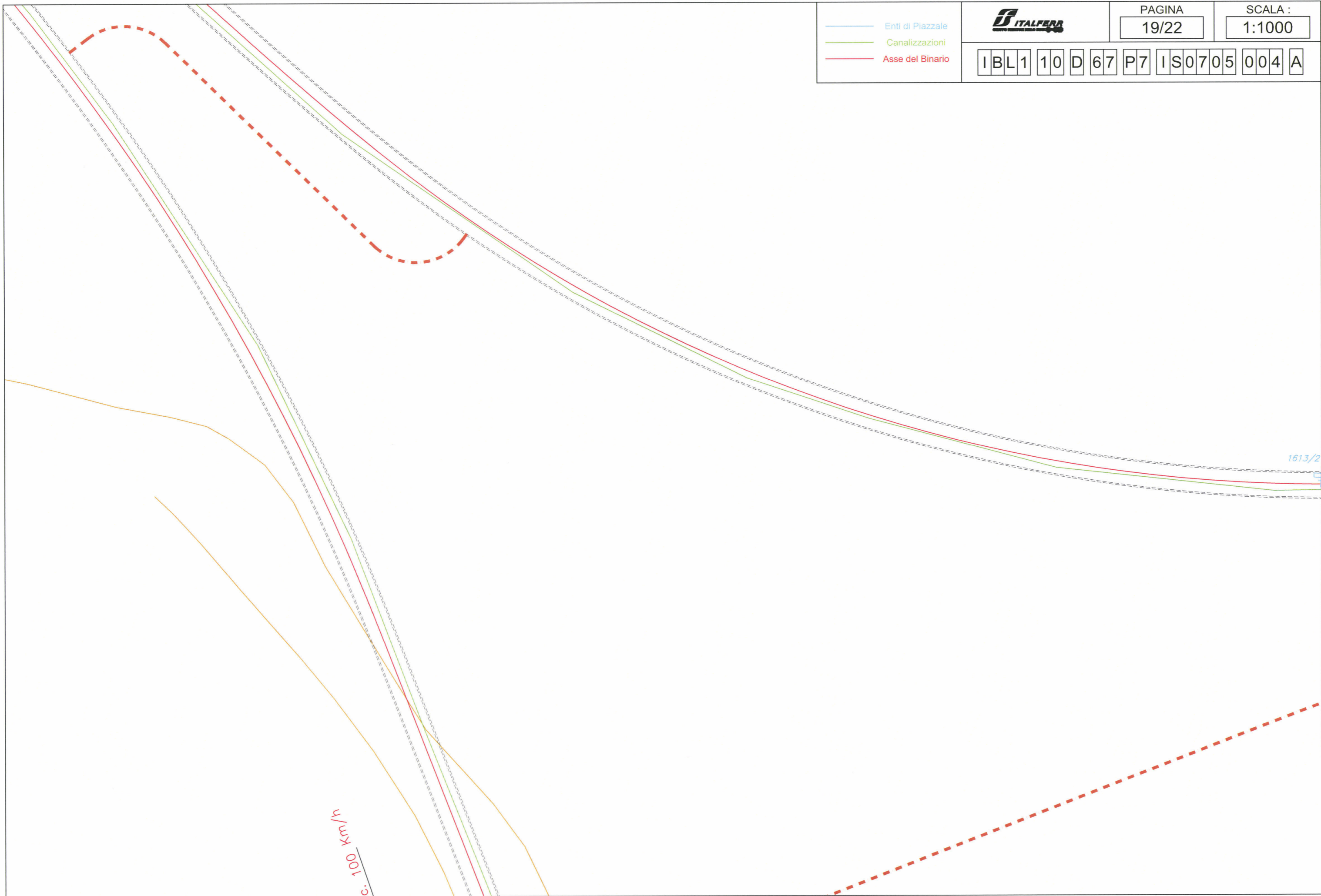
IBL1 10 D 67 P7 IS0705 004 A





- Enti di Piazzale
- Canalizzazioni
- Asse del Binario

IBL1 10 D 67 P7 IS0705 004 A



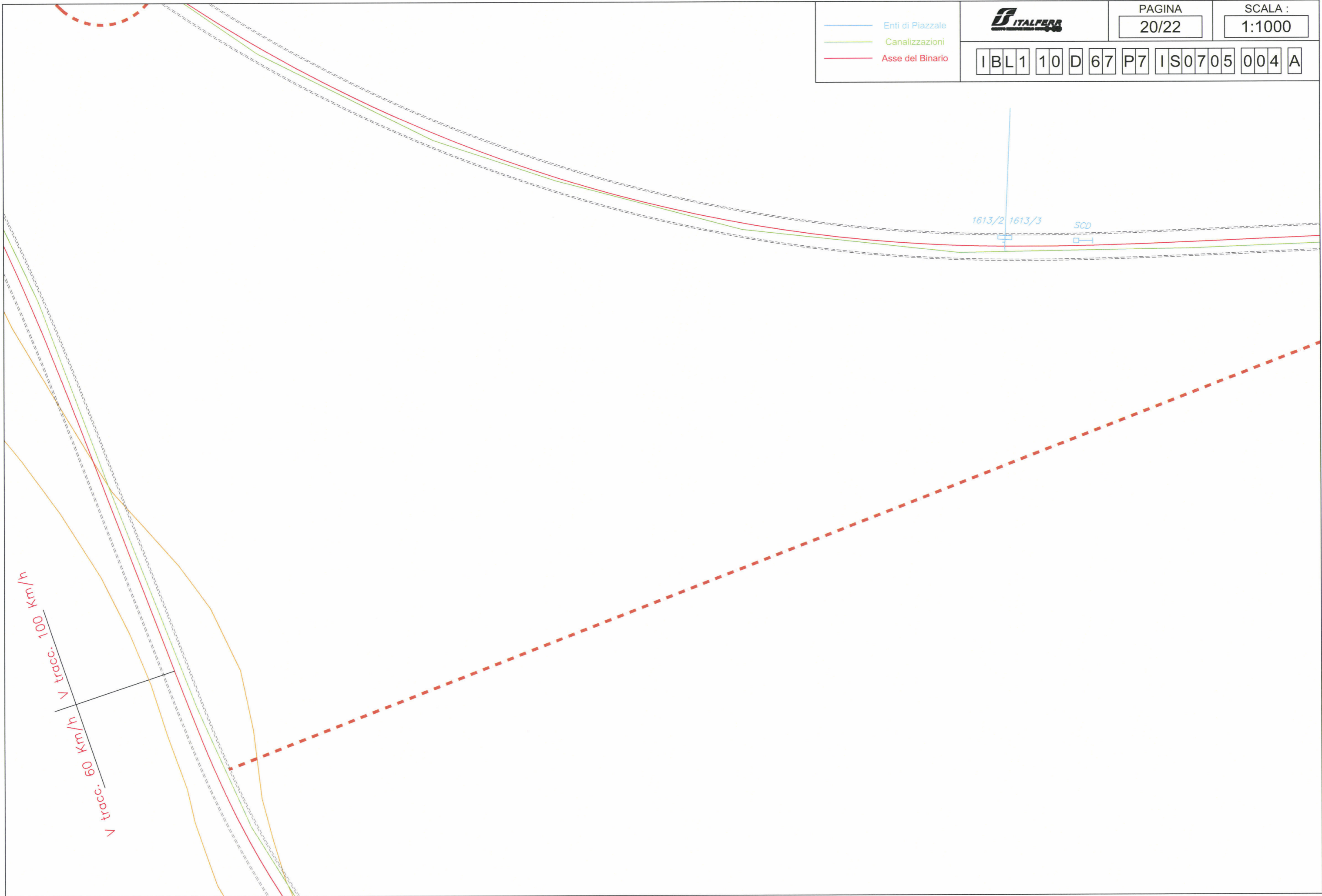
- Enti di Piazzale
- Canalizzazioni
- Asse del Binario



PAGINA
20/22

SCALA :
1:1000

I	B	L	1	1	0	D	6	7	P	7	I	S	0	7	0	5	0	0	4	A
---	---	---	---	---	---	---	---	---	---	---	---	---	---	---	---	---	---	---	---	---



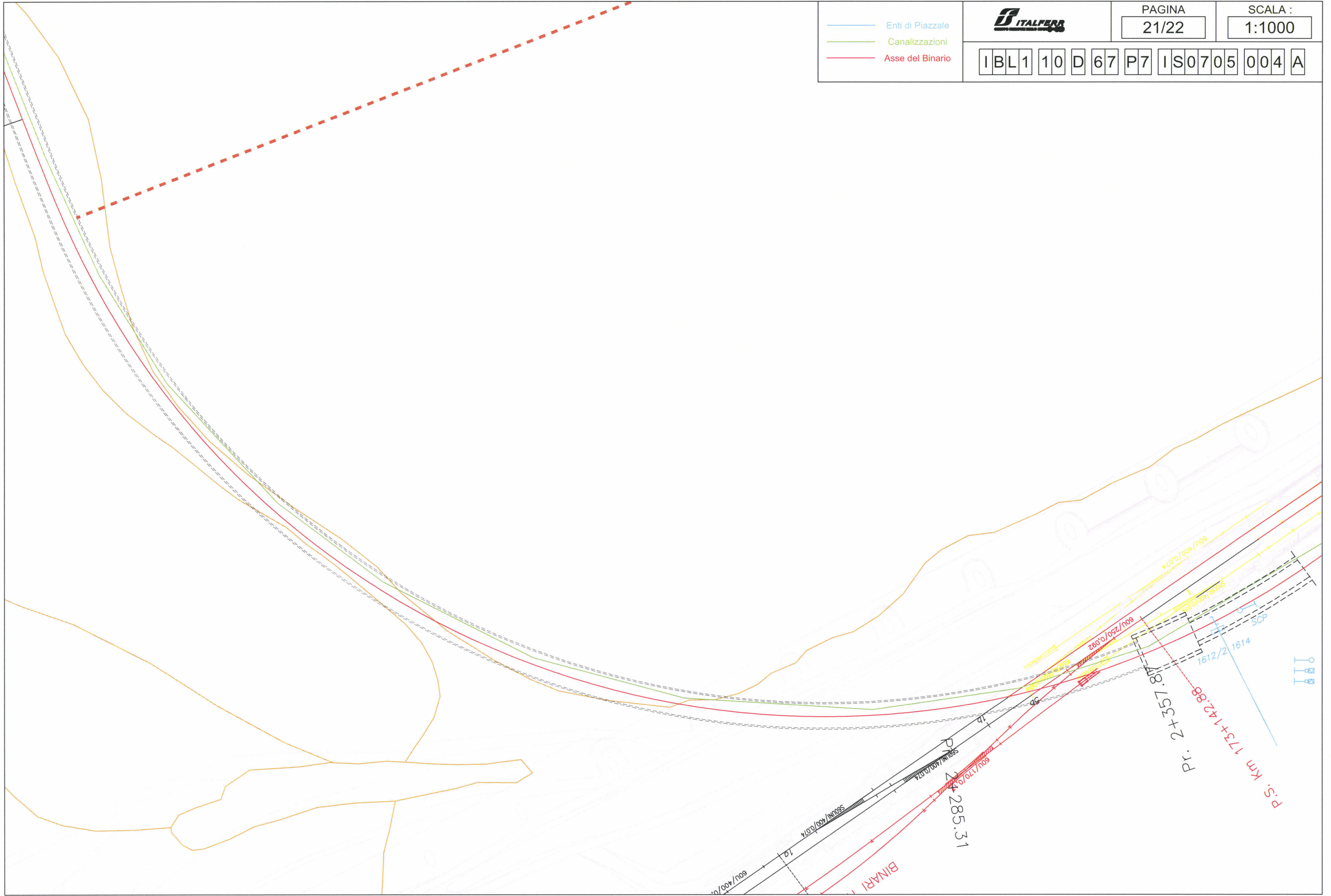
- Enti di Piazzale
- Canalizzazioni
- Asse del Binario



PAGINA
21/22

SCALA :
1:1000

I	B	L	1	1	0	D	6	7	P	7	I	S	0	7	0	5	0	0	4	A
---	---	---	---	---	---	---	---	---	---	---	---	---	---	---	---	---	---	---	---	---



- Enti di Piazzale
- Canalizzazioni
- Asse del Binario



PAGINA
22/22

SCALA :
1:1000

IBL1 10 D 67 P7 IS0705 004 A

