

Committente:



AUTOCAMIONALE DELLA CISA S.P.A.

Via Camboara 26/A - Frazione Ponte Taro - 43015 NOCETO (PR)

Impresa Esecutrice:



**AUTOSTRADA DELLA CISA A15
RACCORDO AUTOSTRADALE A15/A22
CORRIDOIO PLURIMODALE TIRRENO-BRENNERO
RACCORDO AUTOSTRADALE FRA L' AUTOSTRADA DELLA CISA-FONTEVIVO (PR)
E L' AUTOSTRADA DEL BRENNERO-NOGAROLE ROCCA (VR). I LOTTO.**

C.U.P. G61B04000060008

C.I.G. 307068161E

PROGETTO ESECUTIVO

AUTOCAMIONALE DELLA CISA S.p.A.

Il Direttore TIBRE:

Il Responsabile del Procedimento:

Il Presidente:

IMPRESA PIZZAROTTI & C. S.p.A. PIZZAROTTI & C. S.p.A.

Il Direttore Tecnico:

Responsabile di Progetto
Ing. Luca Bondanelli

Il Geologo:

NA

PROGETTAZIONE DI:



A.T.I.:

idrosse
engineering
MANDATARIA

XXXSOJL
S.p.A.
INGEGNERIA S.r.l.
MANDANTE

VIA
INGEGNERIA S.r.l.
MANDANTE

Il Progettista:

Ing. Fabio Nigrelli

Ordine degli Ingegneri della Provincia di Palermo n. 3581

Coordinatore per la Sicurezza in fase di Progettazione:

Ing. Giovanni Maria Cepparotti

Ordine degli Ingegneri della Provincia di Viterbo n. 392

Consulenza specialistica a cura di:

NA

Progettista Responsabile Integrazione Prestazioni Specialistiche:

Impresa Pizzarotti & C. S.p.A.

Ing. Pietro Mazzoli

Ordine degli Ingegneri della Provincia di Parma n. 821

Titolo Elaborato:

**Asse principale
Controstrade
Controstrade in sx - da km. 6+000.00 a km. 6+600.00
Album Sezioni trasversali**

Data Emissione Progetto:

18/03/2014

Scala:

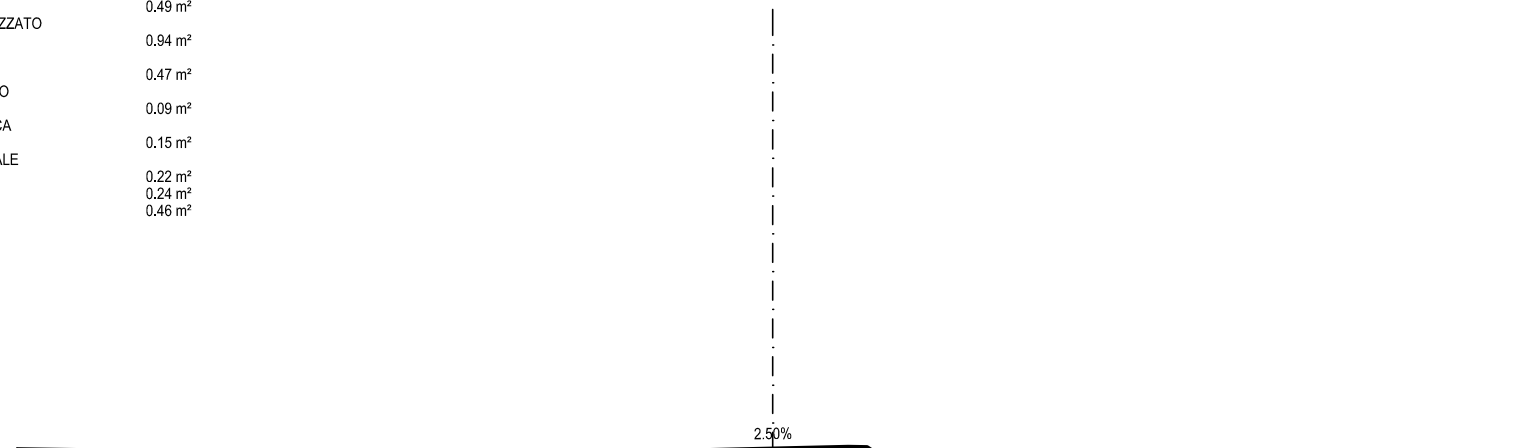
1:200

Identif. Elaborato:

| N.RO IDENTIFICATIVO | CODICE COMMESSA | LOTTO | FASE | ENTE | AMBITO | CAT. OPERA | N.RO OPERA | PARTE OPERA | TIPO DOC. | N.RO Progr. DOC. | REVISIONE | |
|---------------------|-----------------|---------------------------------|------|------|--------|------------|------------|-------------|-----------|------------------|-----------|--|
| | RAAA | 1 | E | I | AP | CS | 07 | C | SZ | 001 | A | |
| A | 16/06/2014 | RIEMMISSIONE PROGETTO ESECUTIVO | | | | | F. LANDO | NIGRELLI | MAZZOLI | | | |
| Rev. | Data | DESCRIZIONE REVISIONE | | | | | Redatto | Controllato | Approvato | | | |

| STERRI E RIPORTI | |
|------------------|---------------------|
| S1 | 1.83 m ² |
| R1 | 0.07 m ² |
| BINDER | |
| A1 | 0.28 m ² |
| BASE | |
| B1 | 0.49 m ² |
| STABILIZZATO | |
| C1 | 0.94 m ² |
| FOSSI | |
| D1 | 0.47 m ² |
| SCOTICO | |
| I1 | 0.09 m ² |
| BONIFICA | |
| L1 | 0.15 m ² |
| VEGETALE | |
| M1 | 0.22 m ² |
| M2 | 0.24 m ² |
| Totale: | 0.46 m ² |

SEZIONE 1
PROGRESSIVA 0.00




23

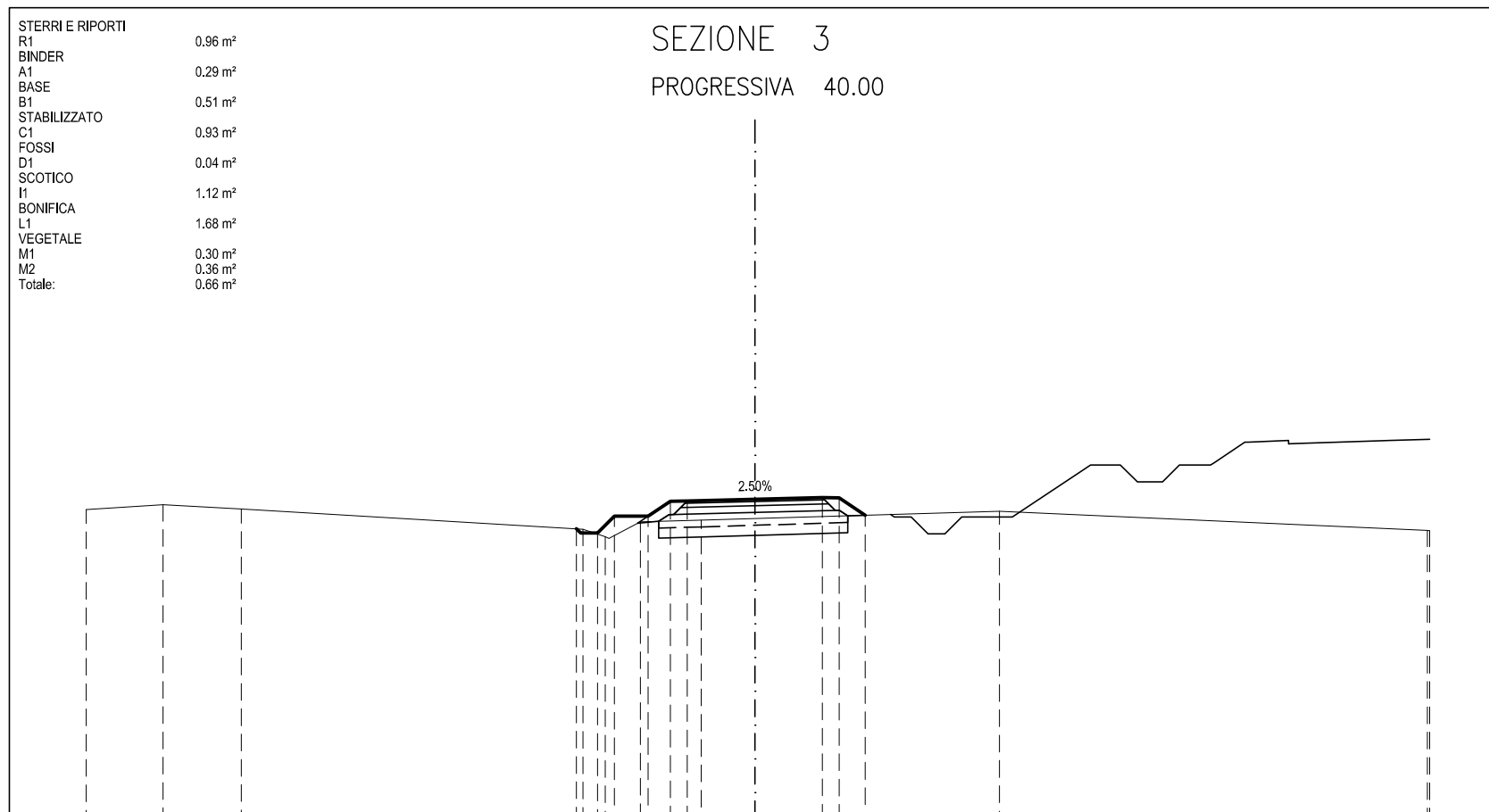
1: 200

| | | | | | | | | | | | | | | | | |
|----------------------|--------|--------|--------|--------|--------|--------|--------|--------|--------|--------|--------|--------|--------|--------|--------|--------|
| PROGRESSIVE TERRENO | -20.00 | -6.69 | -5.25 | -4.53 | -3.05 | -1.49 | -0.06 | 1.49 | 1.91 | 2.49 | 2.88 | 3.13 | 10.08 | 14.58 | 17.94 | 20.00 |
| PARZIALI TERRENO | | 13.31 | 1.44 | 0.72 | 1.48 | 1.56 | 1.43 | 1.55 | 0.42 | 0.58 | 0.39 | 0.25 | 6.95 | 4.50 | 3.36 | 2.06 |
| QUOTE TERRENO | 32.286 | 32.100 | 32.155 | 32.081 | 32.164 | 32.250 | 32.253 | 32.263 | 32.140 | 31.702 | 31.938 | 32.149 | 32.204 | 32.259 | 32.149 | 32.080 |
| PROGRESSIVE PROGETTO | | | -5.13 | -4.61 | -4.11 | -3.61 | -2.61 | -2.00 | 2.00 | 2.50 | 2.95 | | | | | |
| PARZIALI PROGETTO | | 0.52 | 0.50 | 0.50 | 1.00 | 0.61 | 4.00 | 0.50 | 0.45 | | | | | | | |
| QUOTE PROGETTO | | 32.143 | 31.626 | 31.626 | 32.126 | 32.126 | 32.212 | 32.312 | 32.302 | 31.999 | | | | | | |

| | |
|------------------|---------------------|
| STERRI E RIPORTI | |
| R1 | 0.94 m ² |
| R2 | 0.04 m ² |
| Totale R: | 0.98 m ² |
| BINDER | |
| A1 | 0.26 m ² |
| BASE | |
| B1 | 0.51 m ² |
| STABILIZZATO | |
| C1 | 0.95 m ² |
| FOSSI | |
| D1 | 0.53 m ² |
| SCOTICO | |
| I1 | 1.09 m ² |
| BONIFICA | |
| L1 | 1.61 m ² |
| VEGETALE | |
| M1 | 0.27 m ² |
| M2 | 0.29 m ² |
| Totale: | 0.56 m ² |

SEZIONE 2
PROGRESSIVA 20.00

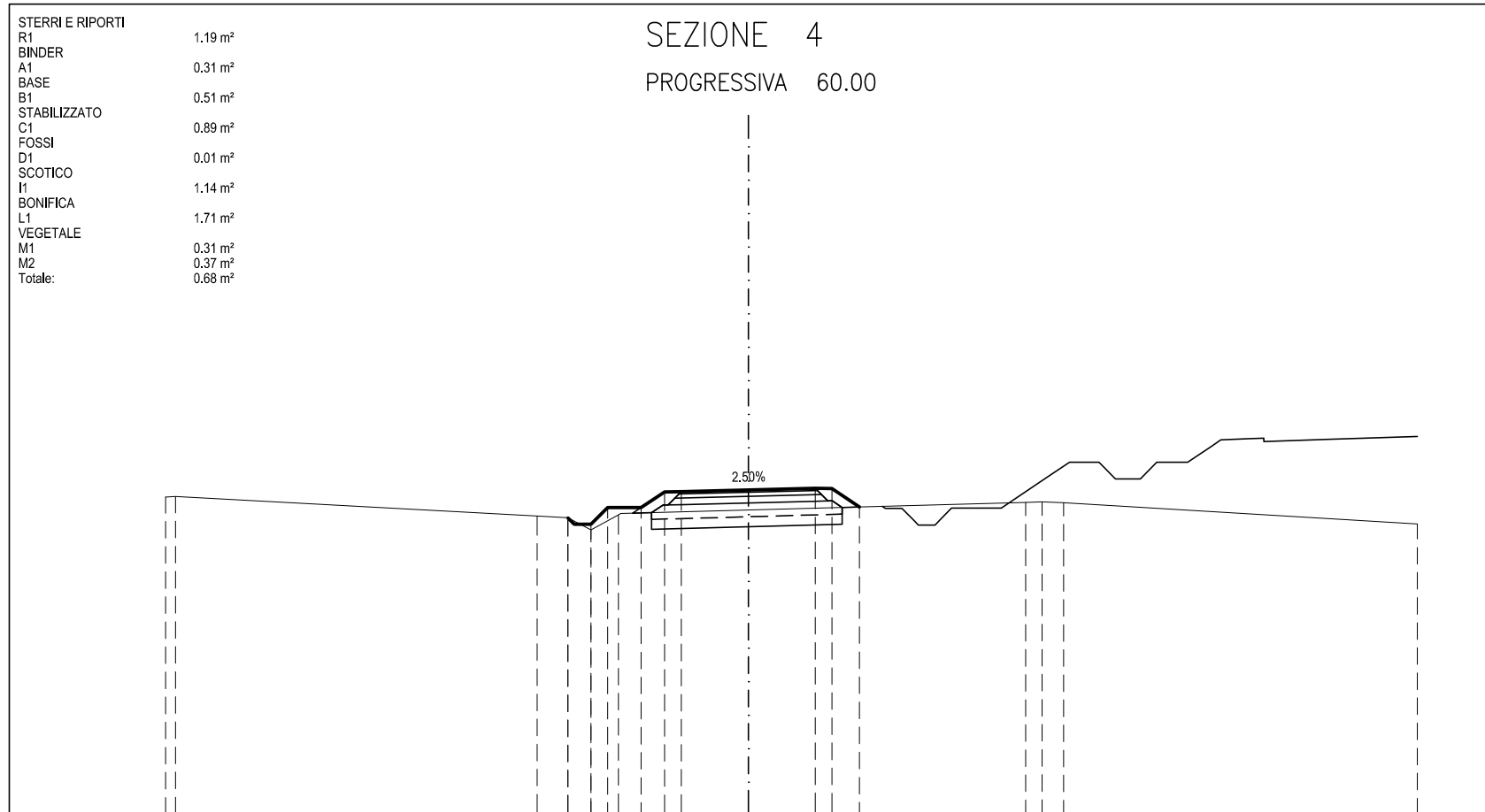




| STERRI E RIPORTI | |
|------------------|---------------------|
| R1 | 0.96 m ² |
| BINDER | |
| A1 | 0.29 m ² |
| BASE | |
| B1 | 0.51 m ² |
| STABILIZZATO | |
| C1 | 0.93 m ² |
| FOSSI | |
| D1 | 0.04 m ² |
| SCOTICO | |
| I1 | 1.12 m ² |
| BONIFICA | |
| L1 | 1.68 m ² |
| VEGETALE | |
| M1 | 0.30 m ² |
| M2 | 0.36 m ² |
| Totale: | 0.66 m ² |

23
1: 200

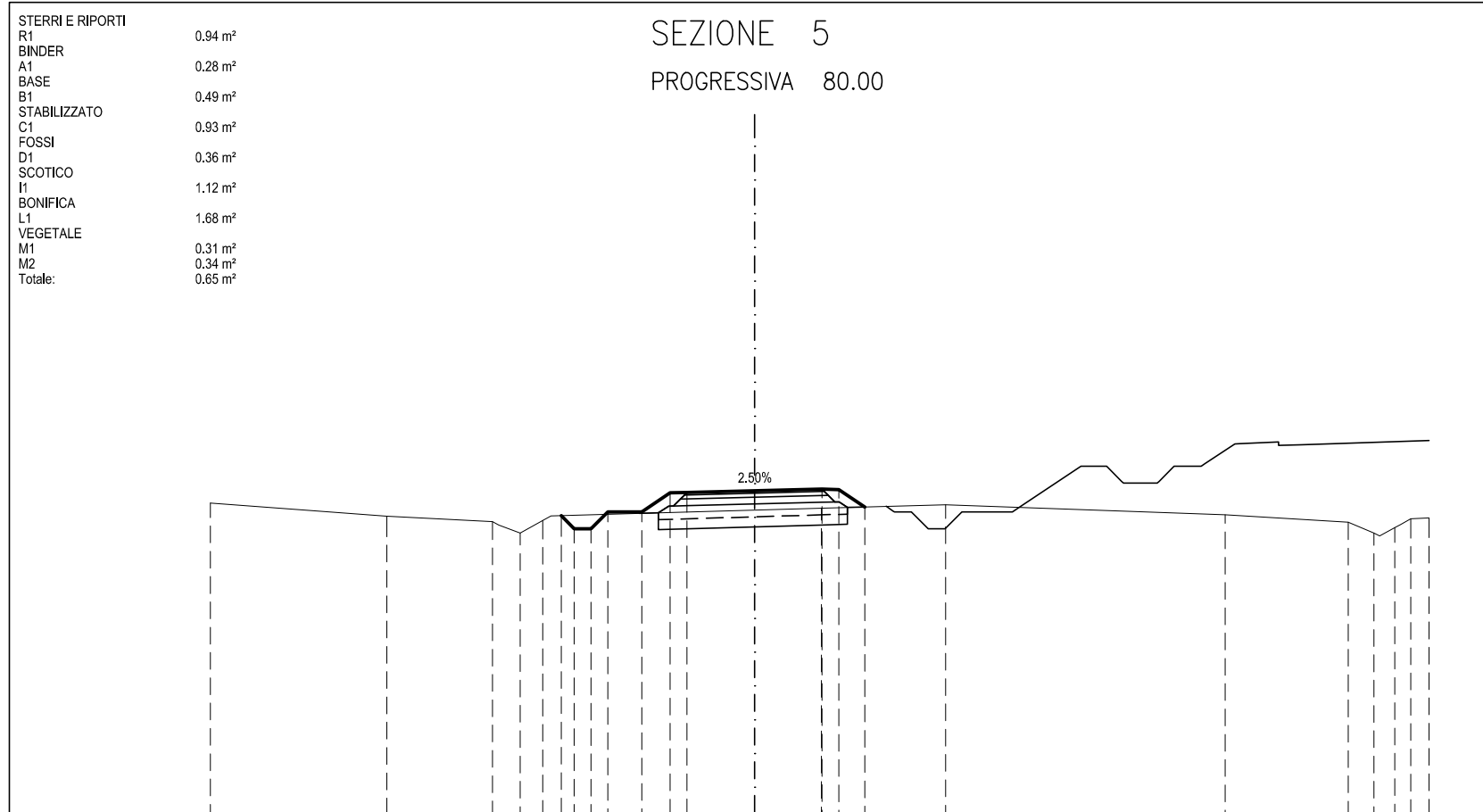
| | | | | | | | | | | | | | | |
|----------------------|--------|--------|--------|-------|--------|--------|--------|--------|--------|--------|-------|--------|--------|--------|
| PROGRESSIVE TERRENO | -18.82 | -17.54 | -15.22 | | -5.10 | -4.43 | -3.40 | -1.59 | | 7.25 | | 19.94 | 20.00 | |
| PARZIALI TERRENO | | 2.28 | 2.32 | 10.12 | 0.67 | 1.03 | 1.81 | | 8.84 | | 12.69 | 0.06 | | |
| QUOTE TERRENO | 32.327 | 32.485 | 32.341 | | 31.744 | 31.524 | 31.962 | 32.012 | | 32.275 | | 31.706 | 31.702 | |
| PROGRESSIVE PROGETTO | | | | | -5.29 | -4.66 | -4.16 | -3.16 | -2.50 | -2.00 | | 2.00 | 2.50 | 3.27 |
| PARZIALI PROGETTO | | | | | 0.63 | 0.50 | 1.00 | 0.66 | 0.50 | 4.00 | | 0.50 | 0.77 | |
| QUOTE PROGETTO | | | | | 31.756 | 31.627 | 32.127 | 32.127 | 32.570 | 32.580 | | 32.680 | 32.670 | 32.157 |



| STERRI E RIPORTI | |
|------------------|---------------------|
| R1 | 1.19 m ² |
| BINDER | |
| A1 | 0.31 m ² |
| BASE | |
| B1 | 0.51 m ² |
| STABILIZZATO | |
| C1 | 0.89 m ² |
| FOSSI | |
| D1 | 0.01 m ² |
| SCOTICO | |
| I1 | 1.14 m ² |
| BONIFICA | |
| L1 | 1.71 m ² |
| VEGETALE | |
| M1 | 0.31 m ² |
| M2 | 0.37 m ² |
| Totale: | 0.68 m ² |

23
1: 200

| | | | | | | | | | | | | |
|-------------------------|--------|--------|--------|--------|--------|--------|--------|--------|--------|--------|--------|--------|
| PROGRESSIVE TERRENO | -17.43 | -17.12 | -6.32 | -5.40 | -4.71 | -3.88 | 8.29 | 8.78 | 9.43 | 20.00 | | |
| PARZIALI TERRENO | 0.31 | 10.80 | 0.92 | 0.69 | 0.83 | 12.17 | 0.49 | 0.65 | 10.57 | | | |
| QUOTE TERRENO | 32.459 | 32.477 | 31.894 | 31.840 | 31.481 | 31.931 | 32.304 | 32.319 | 32.290 | 31.680 | | |
| PROGRESSIVE PROGETTO | | | -5.39 | -4.70 | -4.20 | -3.20 | -2.50 | -2.00 | 2.00 | 2.50 | 3.33 | |
| PARZIALI PROGETTO | | | 0.69 | 0.50 | 1.00 | 0.70 | 0.50 | 4.00 | 0.50 | 0.83 | | |
| QUOTE PROGETTO | | | 31.837 | 31.647 | 32.147 | 32.147 | 32.147 | 32.616 | 32.626 | 32.726 | 32.716 | 32.165 |

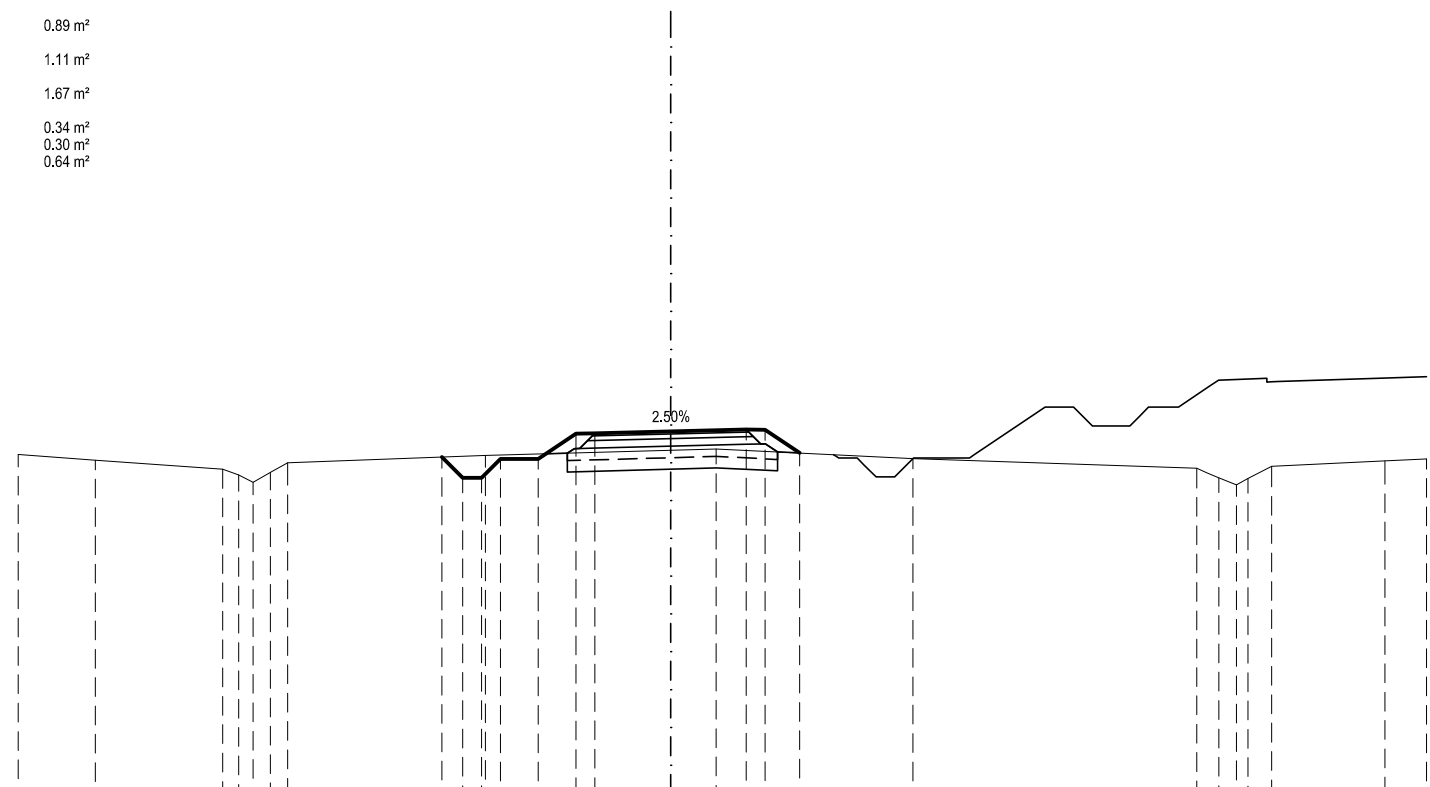


23
1: 200

| | | | | | | | | | | | | | | | | |
|----------------------|--------|--------|--------|--------|--------|--------|--------|--------|--------|--------|--------|--------|--------|--------|------|------|
| PROGRESSIVE TERRENO | -16.13 | -10.90 | -7.77 | -6.95 | -6.28 | | 1.99 | 5.67 | 13.96 | 17.61 | 18.37 | 18.99 | 19.46 | 20.00 | | |
| PARZIALI TERRENO | | 5.23 | 3.13 | 0.82 | 0.67 | | 8.27 | 3.68 | | 8.29 | | 3.65 | 0.76 | 0.62 | 0.47 | 0.54 |
| QUOTE TERRENO | 32.359 | 31.973 | 31.805 | 31.474 | 31.840 | | 32.210 | 32.311 | 32.010 | 31.793 | 31.469 | 31.629 | 31.891 | 31.916 | | |
| PROGRESSIVE PROGETTO | | | | | | | | | | | | | | | | |
| PARZIALI PROGETTO | | | | 0.99 | 0.50 | 0.50 | 1.00 | 0.84 | 0.50 | 4.00 | 0.50 | 0.77 | | | | |
| QUOTE PROGETTO | | | | 31.984 | 31.598 | 31.598 | 32.098 | 32.098 | 32.661 | 32.671 | 32.771 | 32.761 | 32.245 | | | |

| | |
|------------------|---------------------|
| STERRI E RIPORTI | |
| R1 | 0.69 m ² |
| BINDER | |
| A1 | 0.30 m ² |
| BASE | |
| B1 | 0.51 m ² |
| STABILIZZATO | |
| C1 | 0.89 m ² |
| SCOTICO | |
| I1 | 1.11 m ² |
| BONIFICA | |
| L1 | 1.67 m ² |
| VEGETALE | |
| M1 | 0.34 m ² |
| M2 | 0.30 m ² |
| Totale: | 0.64 m ² |

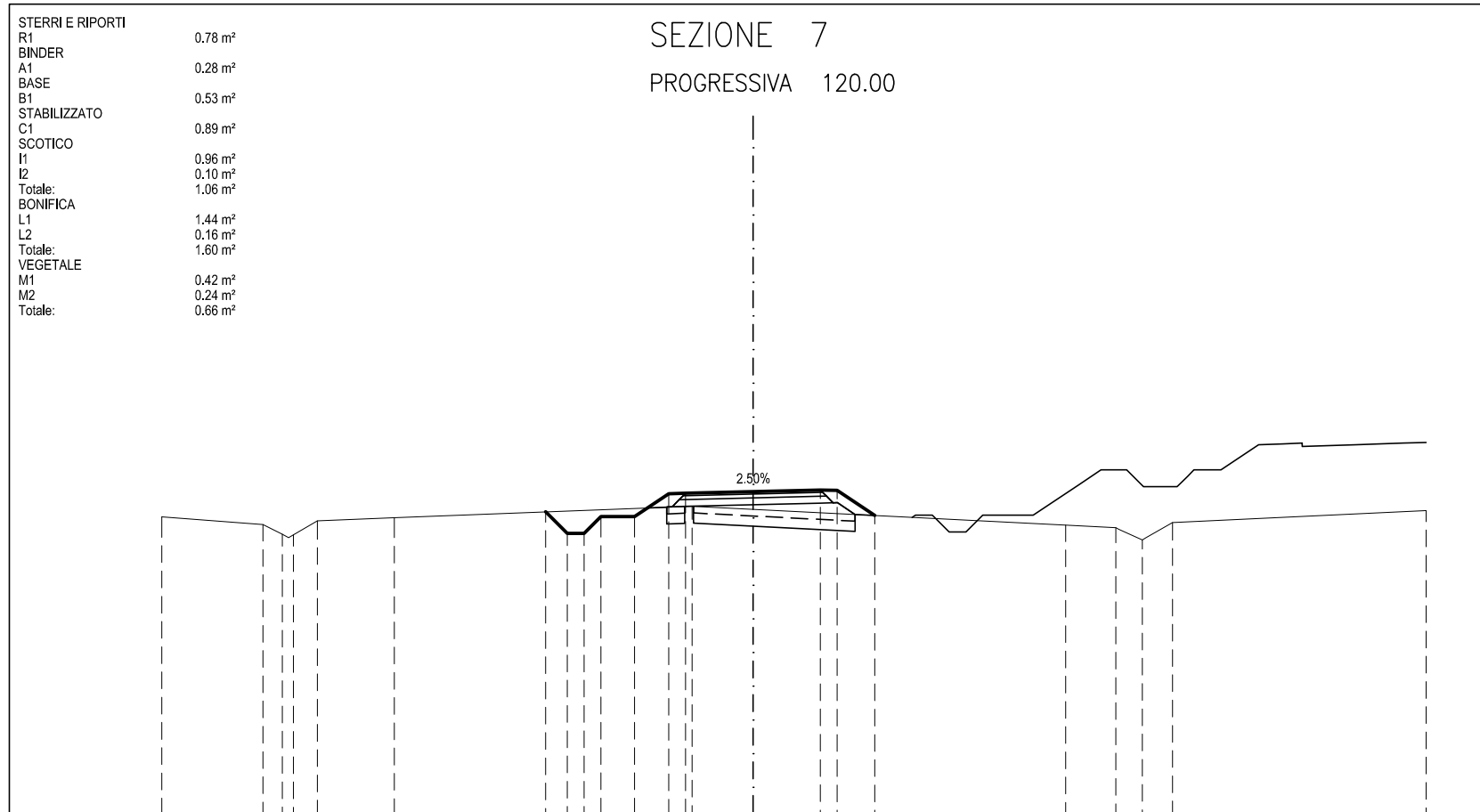
SEZIONE 6
PROGRESSIVA 100.00



23

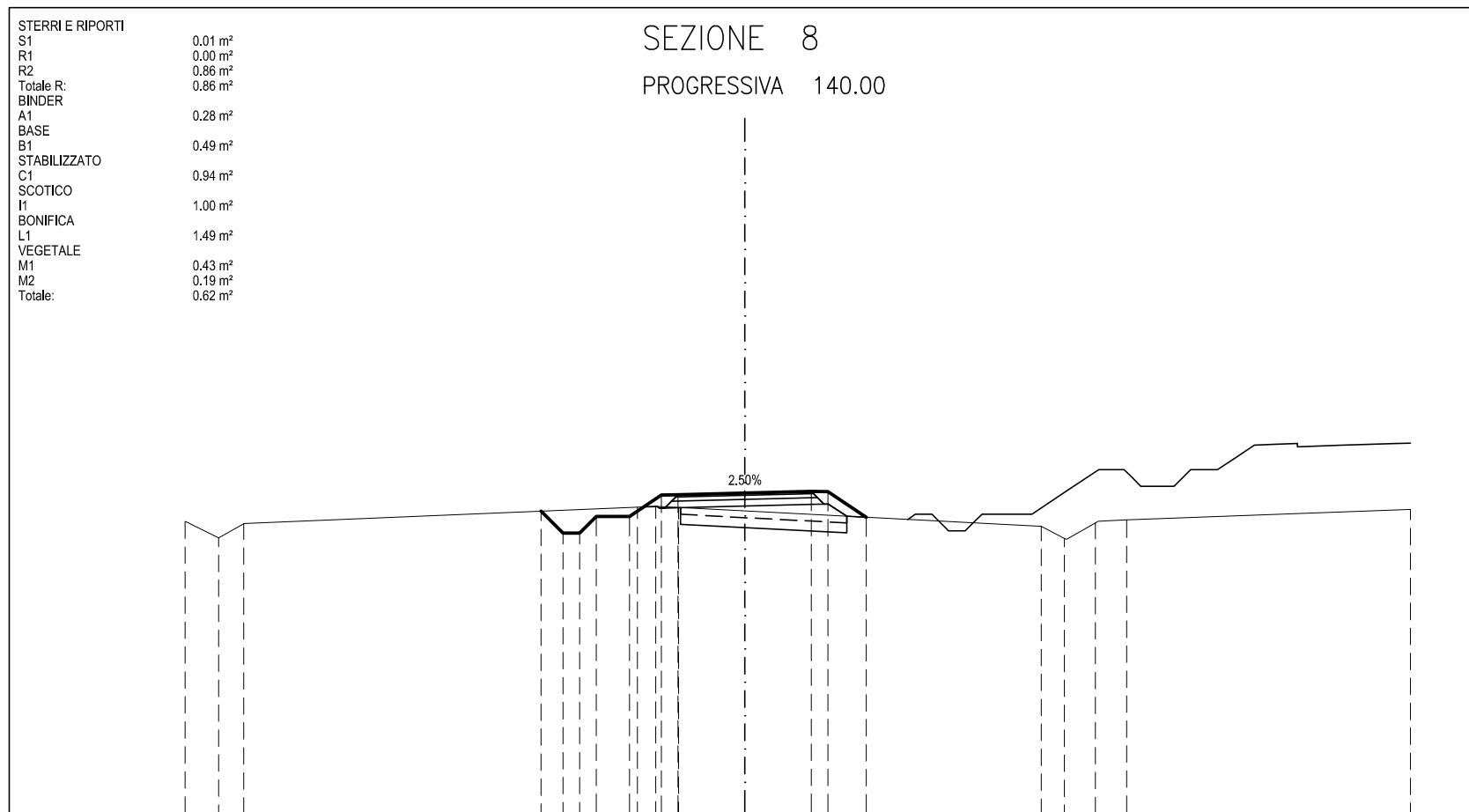
1: 200

| | | | | | | | | | | | | | | | | | |
|----------------------|--------|--------|--------|--------|--------|--------|--------|--------|--------|--------|--------|--------|--------|--------|--------|--------|--------|
| PROGRESSIVE TERRENO | -17.26 | -15.22 | -11.85 | -11.42 | -11.05 | -10.59 | -10.13 | -4.90 | 1.21 | 6.42 | 13.93 | 14.51 | 14.97 | 15.28 | 15.91 | 18.90 | 20.00 |
| PARZIALI TERRENO | 2.04 | 3.37 | 0.43 | 0.37 | 0.46 | 0.46 | 5.23 | 6.11 | 5.21 | 7.51 | 0.58 | 0.46 | 0.31 | 0.63 | 2.99 | 1.10 | |
| QUOTE TERRENO | 32.156 | 32.005 | 31.764 | 31.611 | 31.422 | 31.684 | 31.932 | 32.129 | 32.304 | 32.047 | 31.789 | 31.540 | 31.349 | 31.320 | 31.847 | 31.986 | 32.037 |
| PROGRESSIVE PROGETTO | | | | | | | | -6.05 | -5.50 | -5.00 | -4.50 | -3.50 | -2.50 | -2.00 | 2.00 | 2.50 | 3.42 |
| PARZIALI PROGETTO | | | | | | | | 0.55 | 0.50 | 0.50 | 1.00 | 1.00 | 0.50 | 4.00 | 0.50 | 0.92 | |
| QUOTE PROGETTO | | | | | | | | 32.086 | 31.537 | 31.537 | 32.037 | 32.037 | 32.707 | 32.717 | 32.817 | 32.807 | 32.195 |



23
1: 200

| | | | | | | | | | | | | | | | | | | | |
|----------------------|--|--------|--------|--------|--------|--------|--|--------|--------|--------|--|--|-------|--------|--------|--------|--------|--|--------|
| PROGRESSIVE TERRENO | | -17.57 | -14.56 | -13.99 | -13.65 | -12.95 | | -10.66 | | -1.81 | | | | 9.29 | 10.78 | 11.57 | 12.47 | | 20.00 |
| PARZIALI TERRENO | | 3.01 | 0.57 | 0.34 | 0.70 | 2.29 | | | 8.85 | | | | 11.10 | | 1.49 | 0.79 | 0.90 | | 7.53 |
| QUOTE TERRENO | | 31.973 | 31.745 | 31.450 | 31.439 | 31.854 | | 31.948 | | 32.287 | | | | 31.722 | 31.645 | 31.284 | 31.803 | | 32.156 |
| PROGRESSIVE PROGETTO | | | | | | | | | | | | | | | | | | | |
| PARZIALI PROGETTO | | | 0.64 | 0.50 | 0.50 | 1.00 | | 1.02 | 0.50 | 4.00 | | | | 2.00 | 2.50 | | | | 3.62 |
| QUOTE PROGETTO | | | 32.121 | 31.480 | 31.480 | 31.980 | | 31.980 | 32.659 | 32.669 | | | | 32.769 | 32.759 | | | | 32.011 |



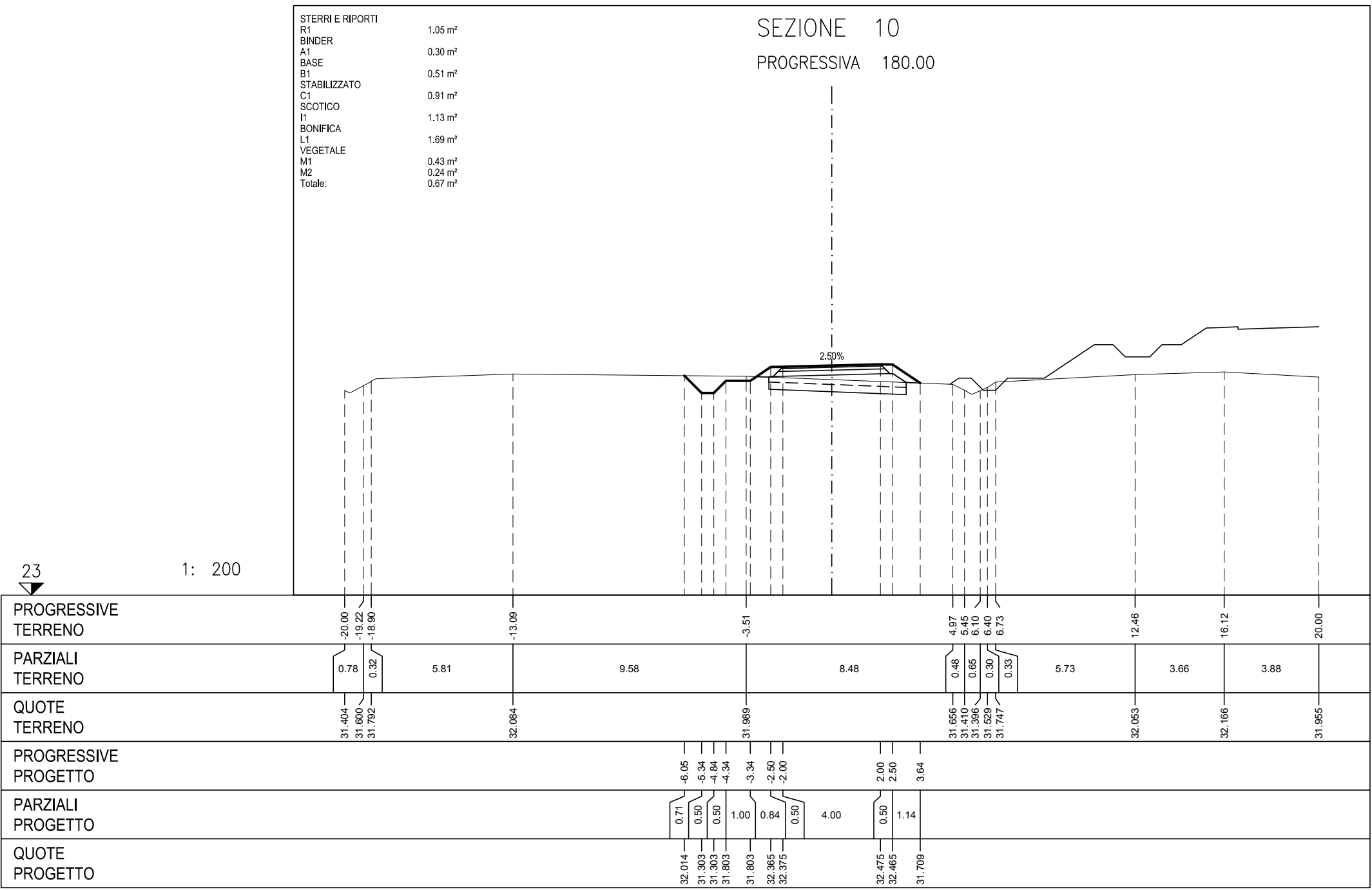
23
↙

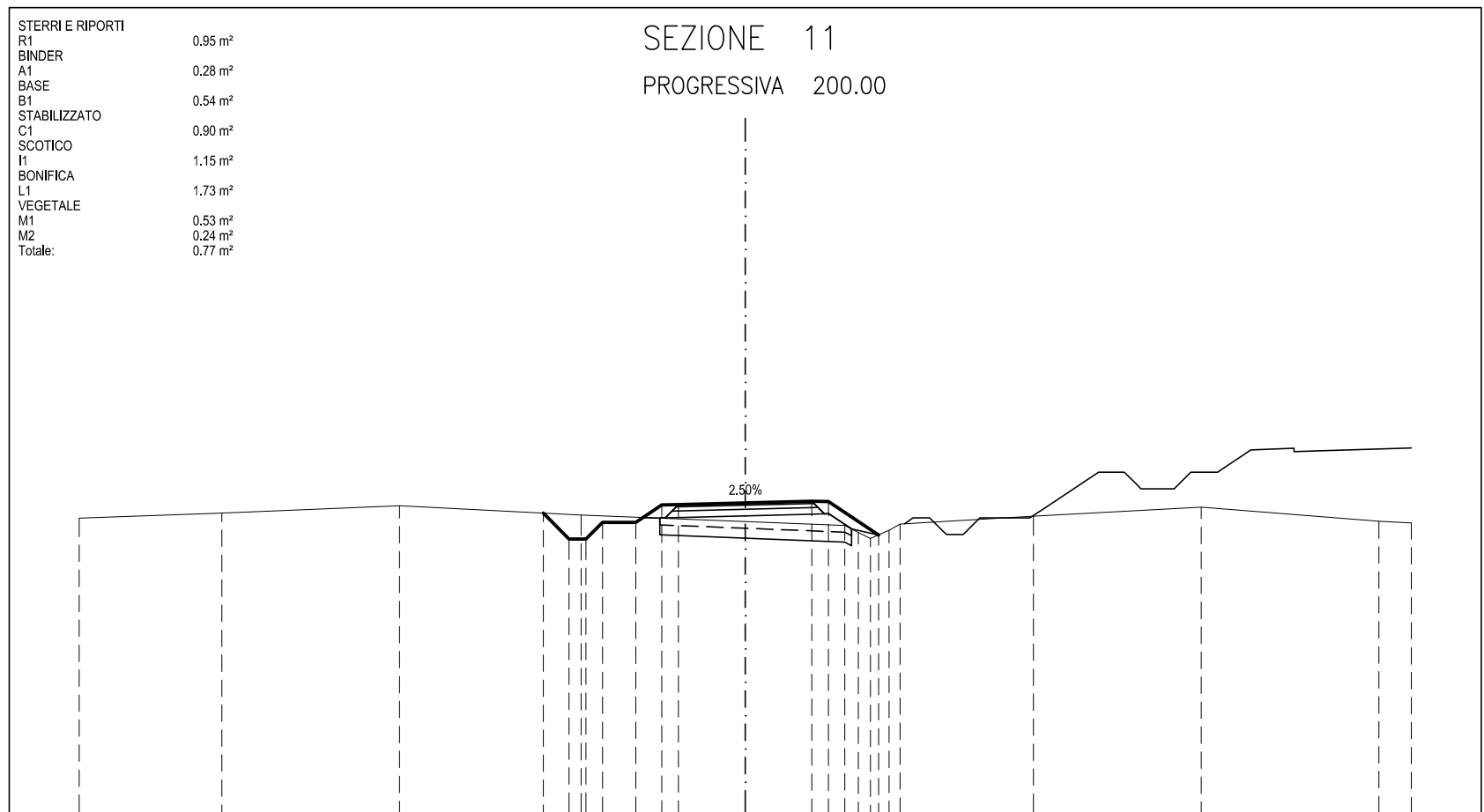
1: 200

| | | | | | | | | | | | | | |
|----------------------|--------|--------|--------|--------|--------|--------|--------|--------|--------|--------|--------|------|------|
| PROGRESSIVE TERRENO | -16.81 | -15.81 | -15.05 | -3.22 | -2.67 | -1.98 | 8.91 | 9.60 | 10.54 | 11.48 | 20.00 | | |
| PARZIALI TERRENO | 1.00 | 0.76 | 11.83 | 0.55 | 0.69 | 10.89 | 0.69 | 0.94 | 0.94 | 8.52 | | | |
| QUOTE TERRENO | 31.763 | 31.272 | 31.702 | 32.200 | 32.221 | 32.186 | 31.621 | 31.261 | 31.727 | 31.815 | 32.132 | | |
| PROGRESSIVE PROGETTO | | | | -6.12 | -5.46 | -4.96 | -4.46 | -3.46 | -2.50 | -2.00 | 2.00 | 2.50 | 3.65 |
| PARZIALI PROGETTO | 0.66 | 0.50 | 0.50 | 1.00 | 0.96 | 0.50 | 4.00 | 0.50 | 1.15 | | | | |
| QUOTE PROGETTO | 32.080 | 31.421 | 31.421 | 31.921 | 31.921 | 32.561 | 32.571 | 32.671 | 32.661 | 31.894 | | | |

| STERRI E RIPORTI | |
|------------------|---------------------|
| R1 | 1.05 m ² |
| BINDER | |
| A1 | 0.30 m ² |
| BASE | |
| B1 | 0.51 m ² |
| STABILIZZATO | |
| C1 | 0.91 m ² |
| SCOTICO | |
| I1 | 1.13 m ² |
| BONIFICA | |
| L1 | 1.69 m ² |
| VEGETALE | |
| M1 | 0.43 m ² |
| M2 | 0.24 m ² |
| Totale: | 0.67 m ² |

SEZIONE 10
PROGRESSIVA 180.00



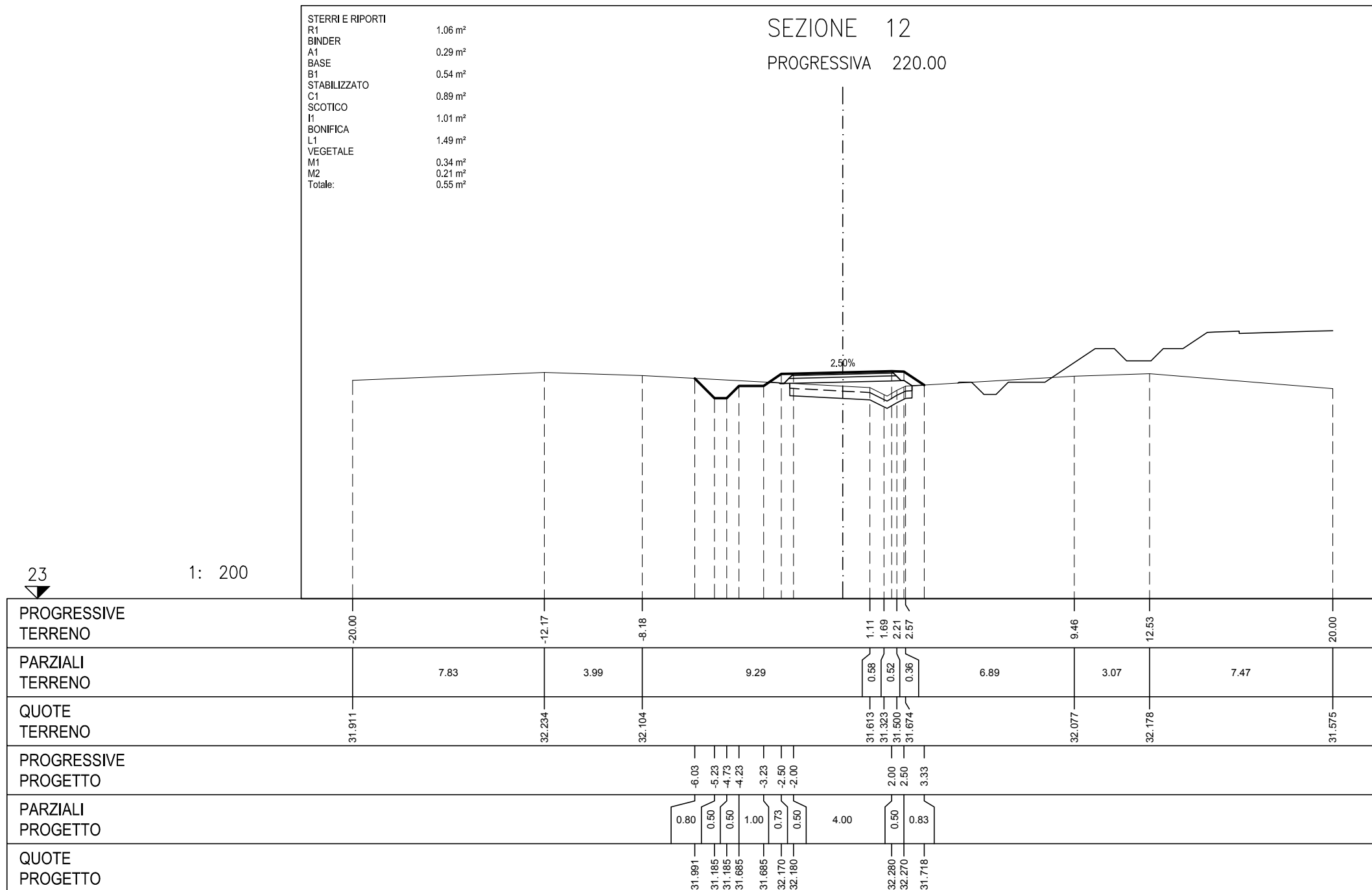


23
1: 200

| | | | | | | | | | | | | | | |
|----------------------|--------|--------|--------|--------|--------|--------|--------|--------|--------|--------|--------|--------|--------|--------|
| PROGRESSIVE TERRENO | -20.00 | -15.71 | -10.37 | -4.93 | | 2.98 | 3.40 | 3.76 | 4.32 | 4.65 | 8.66 | 13.70 | 19.03 | 20.00 |
| PARZIALI TERRENO | | 4.29 | 5.34 | 5.44 | 7.92 | 0.41 | 0.36 | 0.56 | 0.33 | | 4.01 | 5.04 | 5.33 | 0.97 |
| QUOTE TERRENO | 31.872 | 32.022 | 32.242 | 31.956 | | 31.648 | 31.437 | 31.255 | 31.501 | 31.695 | 31.950 | 32.200 | 31.773 | 31.722 |
| PROGRESSIVE PROGETTO | | | | | | | | | | | | | | |
| PARZIALI PROGETTO | | 0.78 | 0.50 | 0.50 | 1.00 | 0.78 | 0.50 | 0.50 | 4.00 | | | | | |
| QUOTE PROGETTO | 32.017 | 31.244 | 31.244 | 31.744 | 31.744 | 32.267 | 32.277 | | 32.377 | 32.367 | 31.363 | | | |

| | |
|------------------|---------------------|
| STERRI E RIPORTI | |
| R1 | 1.06 m ² |
| BINDER | |
| A1 | 0.29 m ² |
| BASE | |
| B1 | 0.54 m ² |
| STABILIZZATO | |
| C1 | 0.89 m ² |
| SCOTICO | |
| I1 | 1.01 m ² |
| BONIFICA | |
| L1 | 1.49 m ² |
| VEGETALE | |
| M1 | 0.34 m ² |
| M2 | 0.21 m ² |
| Totale: | 0.55 m ² |

SEZIONE 12
PROGRESSIVA 220.00

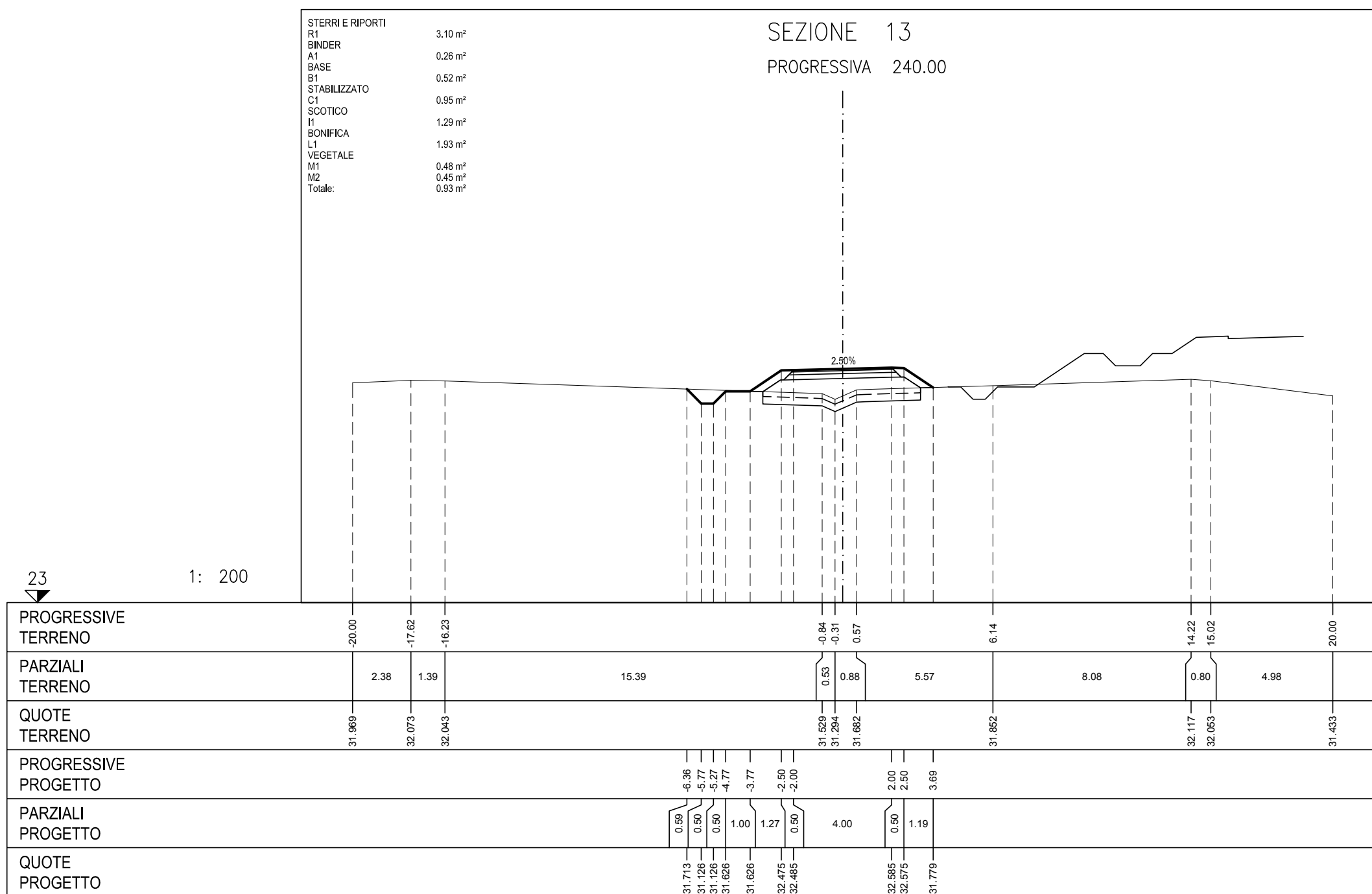


23

1: 200

| | |
|------------------|---------------------|
| STERRI E RIPORTI | |
| R1 | 3.10 m ² |
| BINDER | |
| A1 | 0.26 m ² |
| BASE | |
| B1 | 0.52 m ² |
| STABILIZZATO | |
| C1 | 0.95 m ² |
| SCOTICO | |
| I1 | 1.29 m ² |
| BONIFICA | |
| L1 | 1.93 m ² |
| VEGETALE | |
| M1 | 0.48 m ² |
| M2 | 0.45 m ² |
| Totale: | 0.93 m ² |

SEZIONE 13
PROGRESSIVA 240.00



23

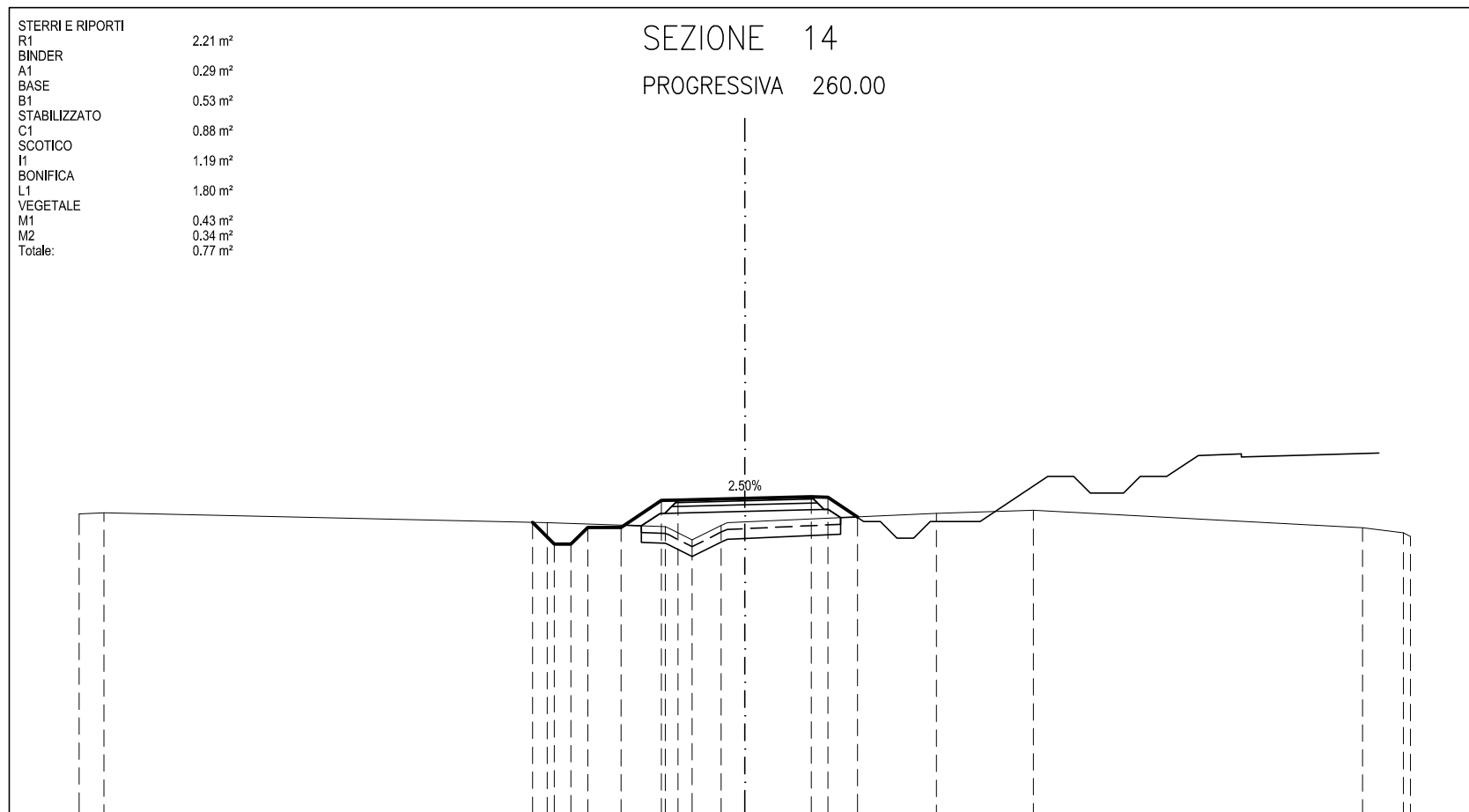
1: 200

| | |
|------------------|---------------------|
| STERRI E RIPORTI | |
| R1 | 2.21 m ² |
| BINDER | |
| A1 | 0.29 m ² |
| BASE | |
| B1 | 0.53 m ² |
| STABILIZZATO | |
| C1 | 0.88 m ² |
| SCOTICO | |
| I1 | 1.19 m ² |
| BONIFICA | |
| L1 | 1.80 m ² |
| VEGETALE | |
| M1 | 0.43 m ² |
| M2 | 0.34 m ² |
| Totale: | 0.77 m ² |

SEZIONE 14
PROGRESSIVA 260.00

23
▼

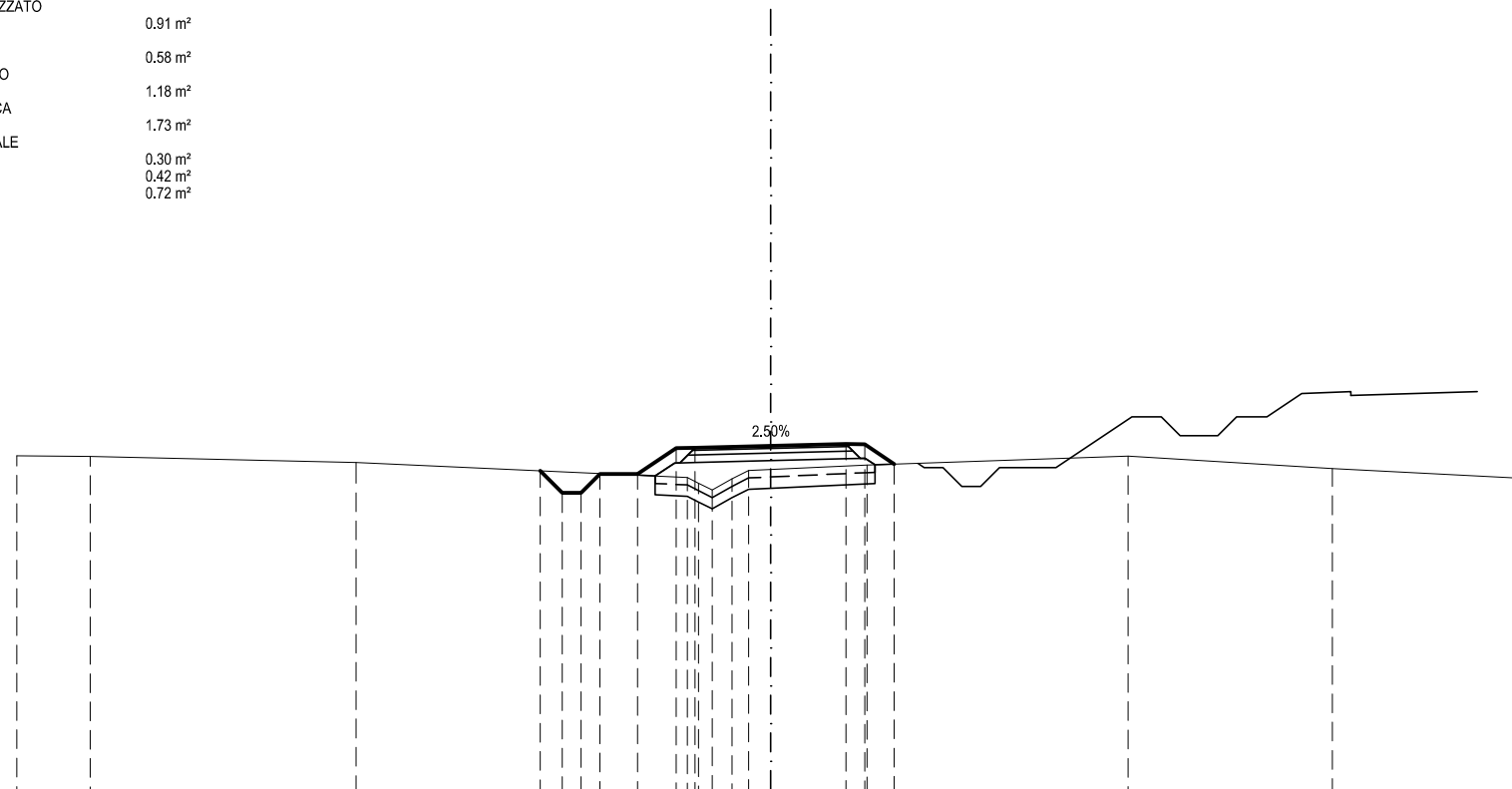
1: 200



| | | | | | | | | | | | | |
|----------------------|--------|--------|--------|--------|--------|--------|--------|--------|--------|--------|--------|--------|
| PROGRESSIVE TERRENO | -20.00 | -19.25 | -5.94 | -2.38 | -1.58 | -0.70 | 5.76 | 8.67 | 18.56 | 19.79 | 20.00 | |
| PARZIALI TERRENO | 0.75 | 13.31 | 3.56 | 0.80 | 0.88 | 6.46 | 2.91 | 9.89 | 1.23 | 0.21 | | |
| QUOTE TERRENO | 31.994 | 32.027 | 31.730 | 31.612 | 31.213 | 31.650 | 32.014 | 32.102 | 31.580 | 31.424 | 31.318 | |
| PROGRESSIVE PROGETTO | | | -6.37 | -5.72 | -5.22 | -4.72 | -3.72 | -2.50 | -2.00 | 2.00 | 2.50 | 3.39 |
| PARZIALI PROGETTO | | | 0.65 | 0.50 | 0.50 | 1.00 | 1.22 | 0.50 | 4.00 | 0.50 | 0.89 | |
| QUOTE PROGETTO | | | 31.740 | 31.087 | 31.087 | 31.587 | 31.587 | 32.399 | 32.409 | 32.509 | 32.489 | 31.907 |

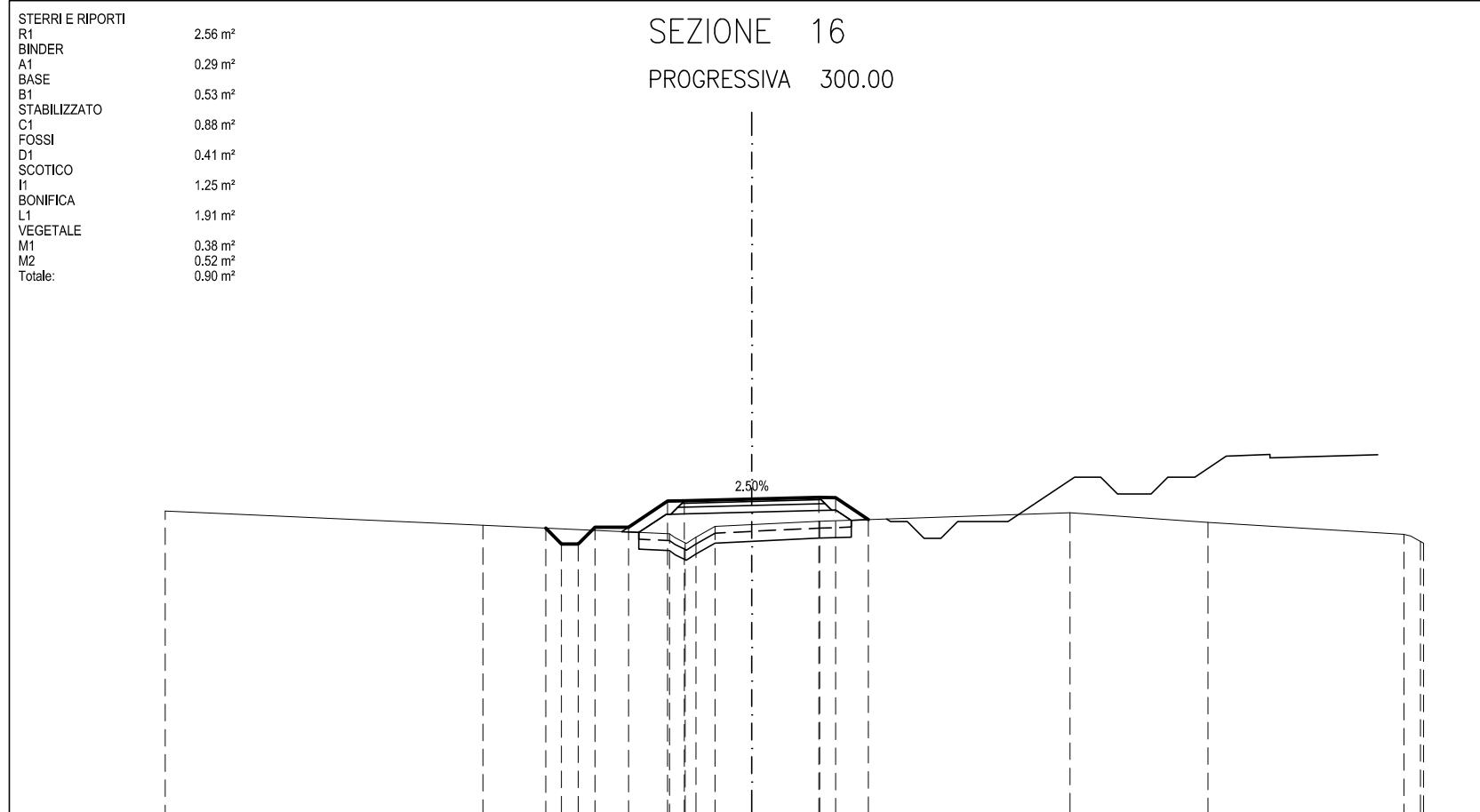
| STERRI E RIPORTI | |
|------------------|---------------------|
| R1 | 1.74 m ² |
| BINDER | |
| A1 | 0.29 m ² |
| BASE | |
| B1 | 0.51 m ² |
| STABILIZZATO | |
| C1 | 0.91 m ² |
| FOSSI | |
| D1 | 0.58 m ² |
| SCOTICO | |
| I1 | 1.18 m ² |
| BONIFICA | |
| L1 | 1.73 m ² |
| VEGETALE | |
| M1 | 0.30 m ² |
| M2 | 0.42 m ² |
| Totale: | 0.72 m ² |

SEZIONE 15
PROGRESSIVA 280.00



23
1: 200

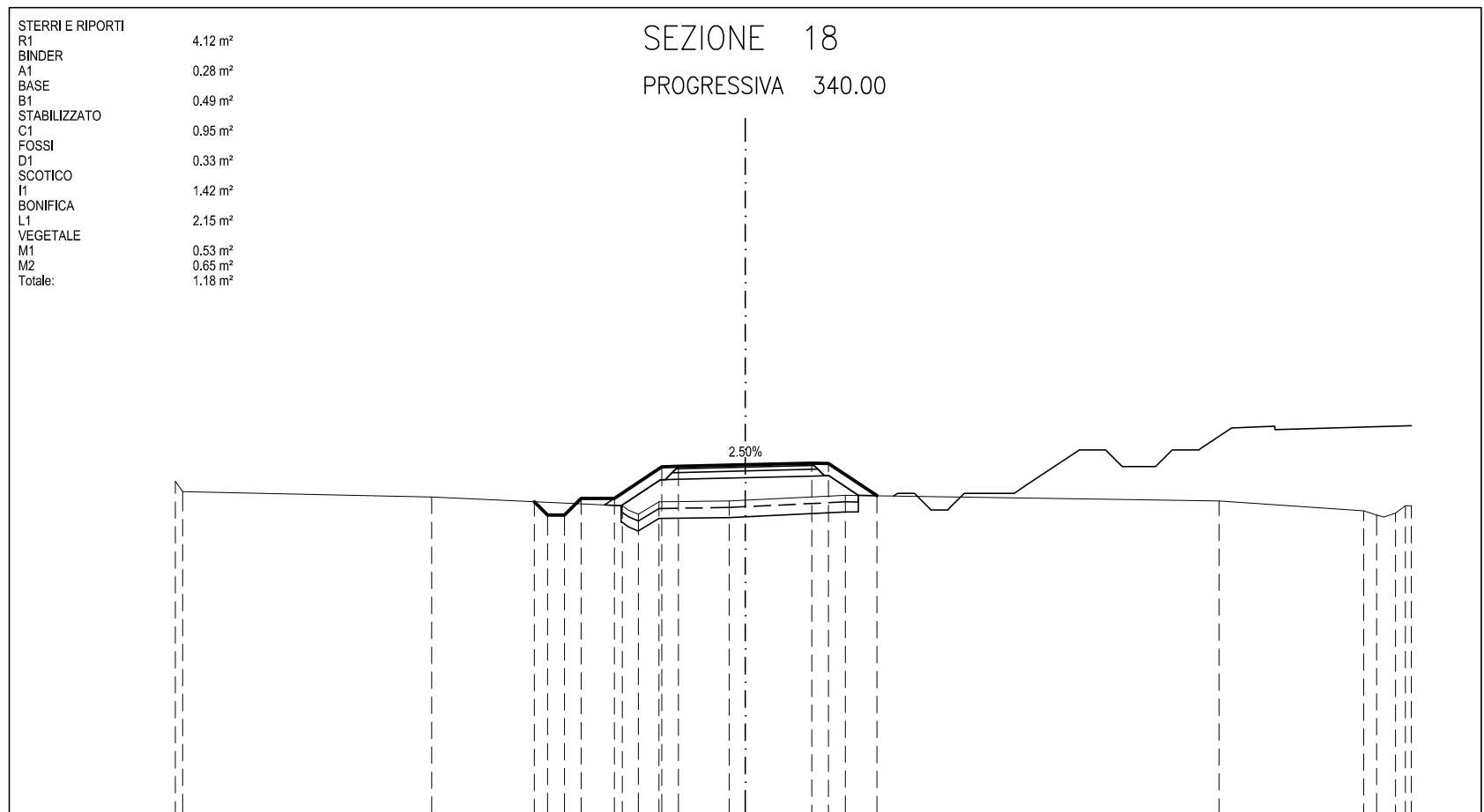
| | | | | | | | | | | | | | |
|----------------------|--------|--------|--------|--------|--------|--------|--------|--------|--------|--------|--------|--------|--------|
| PROGRESSIVE TERRENO | -20.00 | -18.05 | -10.99 | -2.21 | -1.91 | -1.55 | -1.03 | -0.58 | 2.56 | 9.49 | 14.91 | 19.70 | 20.00 |
| PARZIALI TERRENO | 1.95 | 7.06 | 8.78 | 0.30 | 0.36 | 0.52 | 0.45 | 3.14 | 6.93 | 5.42 | 4.79 | 0.30 | |
| QUOTE TERRENO | 32.039 | 32.018 | 31.864 | 31.465 | 31.312 | 31.132 | 31.428 | 31.652 | 31.793 | 32.030 | 31.701 | 31.452 | 31.285 |
| PROGRESSIVE PROGETTO | | | | -6.11 | -5.53 | -5.03 | -4.53 | -3.53 | -2.50 | -2.00 | 2.00 | 2.50 | 3.28 |
| PARZIALI PROGETTO | 0.58 | 0.50 | 1.00 | 1.03 | 0.50 | 4.00 | 0.50 | 0.78 | | | | | |
| QUOTE PROGETTO | 31.642 | 31.056 | 31.556 | 31.556 | 32.240 | 32.250 | 32.350 | 32.340 | 31.818 | | | | |



23

1: 200

| | | | | | | | | | | | | |
|----------------------|--------|--------|--------|--------|--------|--------|--------|--------|--------|--------|--------|--------|
| PROGRESSIVE TERRENO | -17.45 | -8.00 | -2.44 | -1.98 | -1.66 | -1.09 | 2.03 | 9.48 | 13.59 | 19.42 | 19.91 | 20.00 |
| PARZIALI TERRENO | 9.45 | 5.56 | 0.46 | 0.32 | 0.57 | 3.12 | 7.45 | 4.11 | 5.83 | 0.49 | 0.09 | |
| QUOTE TERRENO | 32.005 | 31.578 | 31.323 | 31.057 | 31.225 | 31.545 | 31.697 | 31.951 | 31.669 | 31.313 | 31.101 | 31.049 |
| PROGRESSIVE PROGETTO | | | -6.13 | -5.66 | -5.16 | -4.66 | -3.66 | -2.50 | -2.00 | 2.00 | 2.50 | 3.48 |
| PARZIALI PROGETTO | | | 0.47 | 0.50 | 0.50 | 1.00 | 1.16 | 0.50 | 4.00 | 0.50 | 0.98 | |
| QUOTE PROGETTO | | | 31.492 | 31.024 | 31.024 | 31.524 | 31.524 | 32.298 | 32.308 | 32.408 | 32.398 | 31.746 |



STERRI E RIPORTI

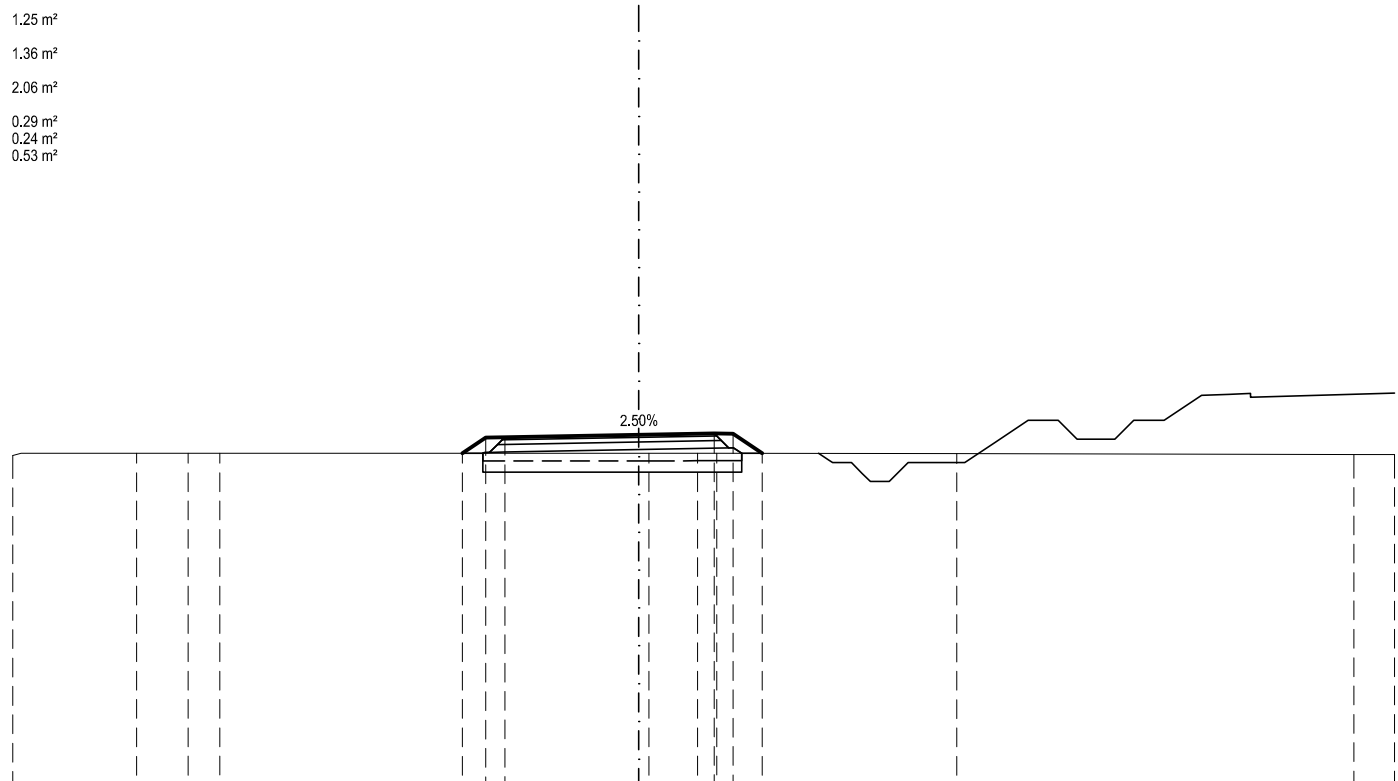
| | |
|--------------|---------|
| R1 | 4.12 m² |
| BINDER | |
| A1 | 0.28 m² |
| BASE | |
| B1 | 0.49 m² |
| STABILIZZATO | |
| C1 | 0.95 m² |
| FOSSI | |
| D1 | 0.33 m² |
| SCOTICO | |
| I1 | 1.42 m² |
| BONIFICA | |
| L1 | 2.15 m² |
| VEGETALE | |
| M1 | 0.53 m² |
| M2 | 0.65 m² |
| Totale: | 1.18 m² |

22
1: 200

| | | | | | | | | | | | | | | | | | | | | |
|----------------------|--|--------|--------|------|--------|------|--------|--------|--------|--------|--------|--------|--------|--|--------|--------|--------|--------|--------|-------|
| PROGRESSIVE TERRENO | | 31.975 | 31.662 | | 31.501 | | 31.239 | 30.983 | 31.380 | 31.387 | 31.557 | | 31.388 | | 31.087 | 30.960 | 31.020 | 31.237 | 31.242 | 20.00 |
| PARZIALI TERRENO | | 0.22 | | 7.48 | | 5.72 | 0.49 | 0.61 | 2.11 | | 3.49 | | 11.22 | | 4.34 | 0.39 | 0.57 | 0.30 | 0.17 | |
| QUOTE TERRENO | | 31.975 | 31.662 | | 31.501 | | 31.239 | 30.983 | 31.380 | 31.387 | 31.557 | | 31.388 | | 31.087 | 30.960 | 31.020 | 31.237 | 31.242 | 20.00 |
| PROGRESSIVE PROGETTO | | | | | | | -6.33 | -5.93 | -5.43 | -4.93 | -3.93 | -2.50 | -2.00 | | 2.00 | 2.50 | | | | |
| PARZIALI PROGETTO | | | | | | | 0.40 | 0.50 | 0.50 | 1.00 | 1.43 | 0.50 | 4.00 | | 0.50 | 1.45 | | | | |
| QUOTE PROGETTO | | | | | | | 31.360 | 30.961 | 30.961 | 31.461 | 31.461 | 32.413 | 32.423 | | 32.523 | 32.513 | | | | |

| | |
|------------------|---------|
| STERRI E RIPORTI | |
| R1 | 0.55 m² |
| BINDER | |
| A1 | 0.37 m² |
| BASE | |
| B1 | 0.70 m² |
| STABILIZZATO | |
| C1 | 1.25 m² |
| SCOTICO | |
| I1 | 1.36 m² |
| BONIFICA | |
| L1 | 2.06 m² |
| VEGETALE | |
| M1 | 0.29 m² |
| M2 | 0.24 m² |
| Totale: | 0.53 m² |

SEZIONE 19
PROGRESSIVA 360.00

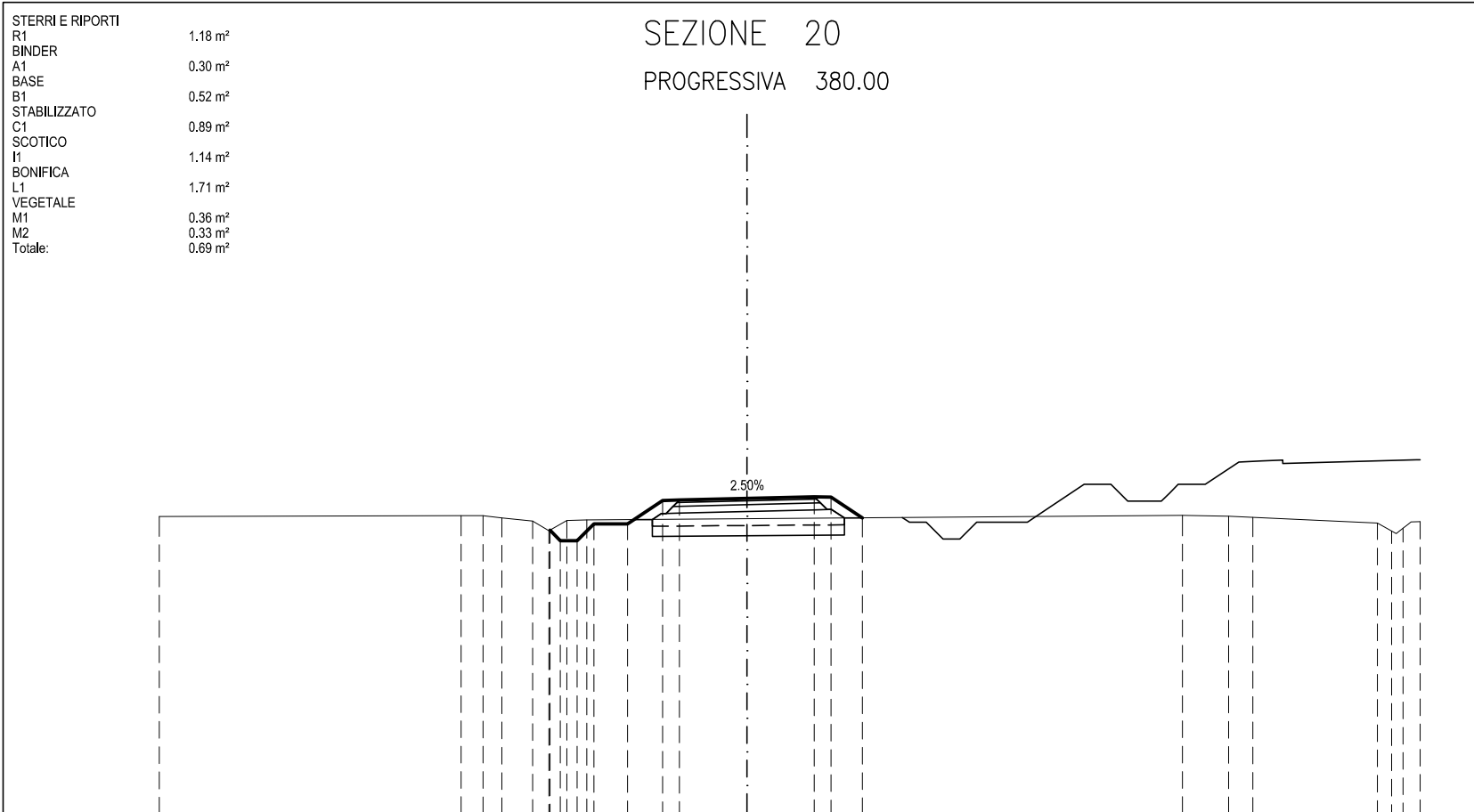


23

1: 200

| | | | | | | | | | | | | | | |
|----------------------|--------|--------|--------|--------|--|--------|--------|--------|------|--------|--------|--------|--------|------|
| PROGRESSIVE TERRENO | -16.56 | -13.28 | -11.92 | -11.08 | | 0.27 | 1.56 | 2.07 | | 8.42 | | 18.93 | 20.00 | |
| PARZIALI TERRENO | | 3.28 | 1.36 | 0.84 | | 11.35 | | 1.29 | 0.51 | | 6.35 | | 10.51 | 1.07 |
| QUOTE TERRENO | 31.972 | 32.030 | 32.031 | 32.032 | | 32.029 | 32.031 | 32.032 | | 32.025 | | 31.996 | 31.993 | |
| PROGRESSIVE PROGETTO | | | | | | -4.66 | -4.04 | -3.54 | | | | | | |
| PARZIALI PROGETTO | | | | | | 0.62 | 0.50 | | 5.54 | | 2.00 | 0.50 | 0.77 | |
| QUOTE PROGETTO | | | | | | 32.030 | 32.444 | 32.454 | | 32.554 | 32.544 | 32.030 | | |

SEZIONE 20 PROGRESSIVA 380.00

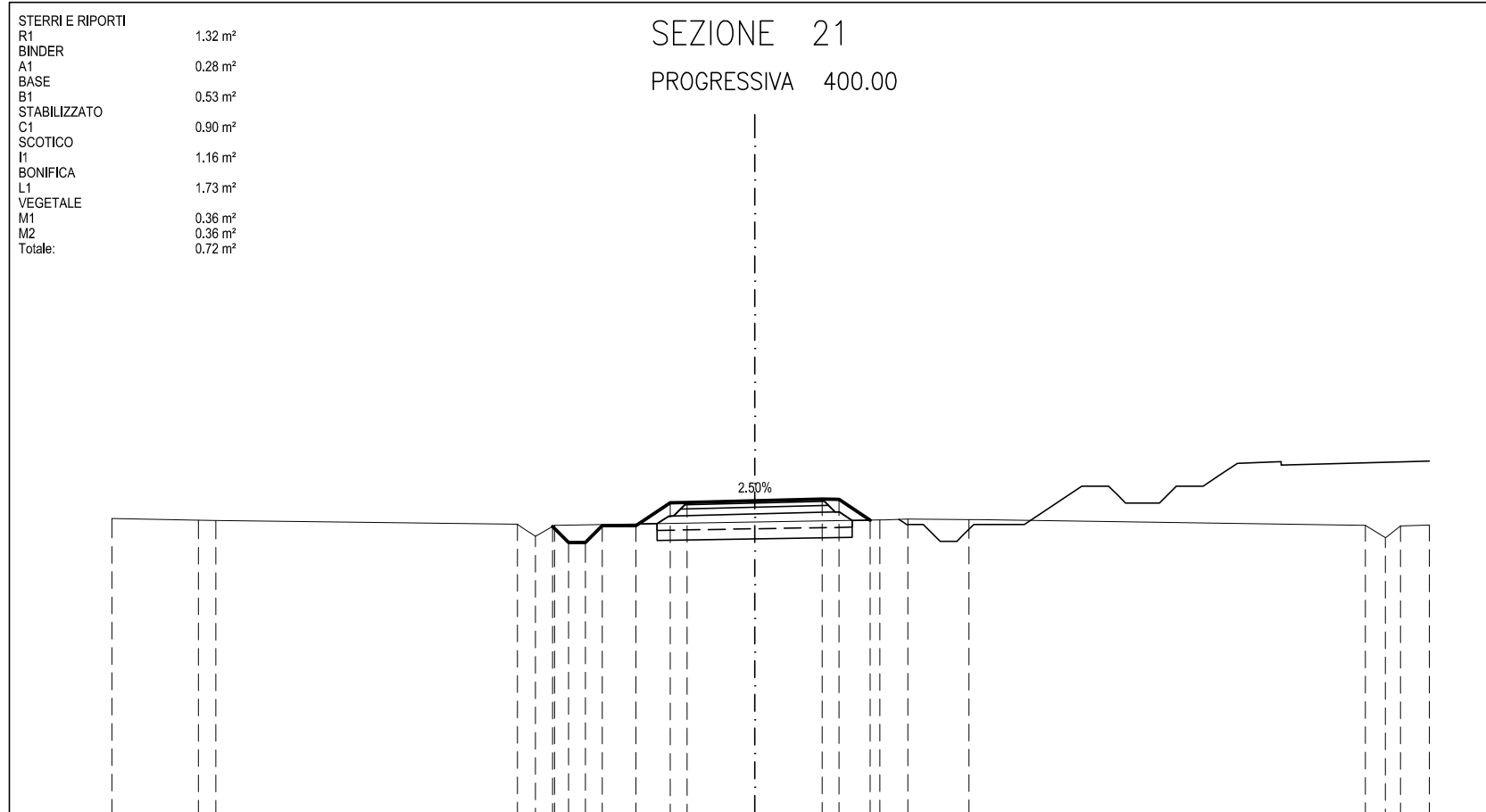


STERRI E RIPORTI

| | |
|--------------|---------------------|
| R1 | 1.18 m ² |
| BINDER | |
| A1 | 0.30 m ² |
| BASE | |
| B1 | 0.52 m ² |
| STABILIZZATO | |
| C1 | 0.89 m ² |
| SCOTICO | |
| I1 | 1.14 m ² |
| BONIFICA | |
| L1 | 1.71 m ² |
| VEGETALE | |
| M1 | 0.36 m ² |
| M2 | 0.33 m ² |
| Totale: | 0.69 m ² |

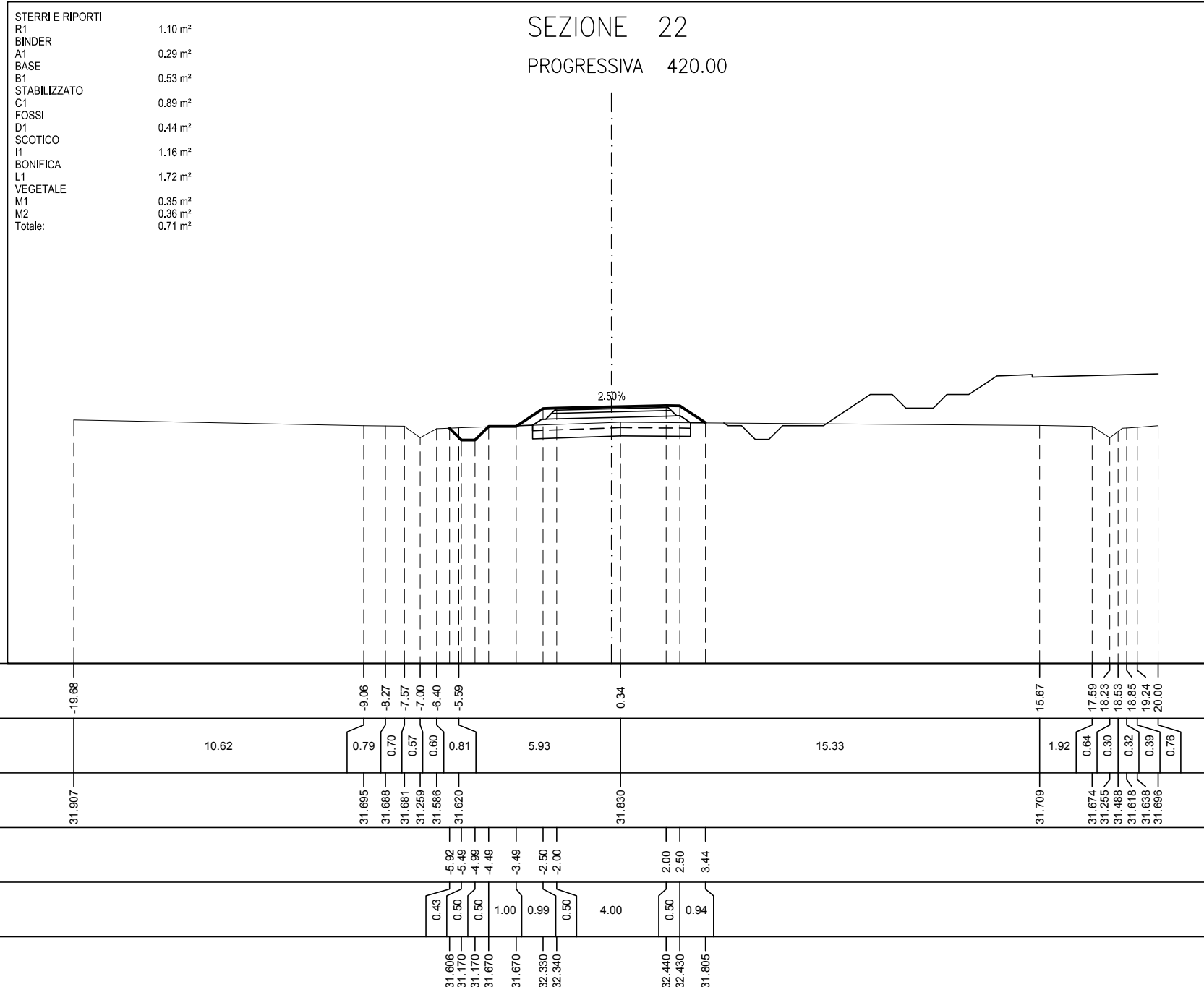
23
1: 200

| | | | | | | | | | | | | | | | | |
|----------------------|--------|--------|--------|--------|--------|--------|--------|--------|-------|--------|--------|--------|--------|--------|--------|--------|
| PROGRESSIVE TERRENO | -17.45 | -8.49 | -7.84 | -7.28 | -6.37 | -5.88 | -5.34 | -4.76 | | 12.94 | 14.31 | 15.03 | 18.74 | 19.16 | 19.50 | 20.00 |
| PARZIALI TERRENO | 8.96 | 0.65 | 0.56 | 0.91 | 0.49 | 0.54 | 0.58 | | 17.70 | 1.37 | 0.72 | 3.71 | 0.42 | 0.34 | 0.50 | |
| QUOTE TERRENO | 31.925 | 31.957 | 31.950 | 31.889 | 31.790 | 31.502 | 31.813 | 31.823 | | 31.956 | 31.936 | 31.902 | 31.730 | 31.494 | 31.581 | 31.774 |
| PROGRESSIVE PROGETTO | | | | | -5.85 | -5.54 | -5.04 | -4.54 | -3.54 | -2.50 | -2.00 | | 2.00 | 2.50 | 3.43 | |
| PARZIALI PROGETTO | | | 0.31 | 0.50 | 0.50 | 1.00 | 1.04 | 0.50 | 4.00 | 0.50 | 0.93 | | | | | |
| QUOTE PROGETTO | | 31.518 | 31.210 | 31.210 | 31.710 | 31.710 | 32.406 | 32.416 | | 32.516 | 32.506 | 31.885 | | | | |

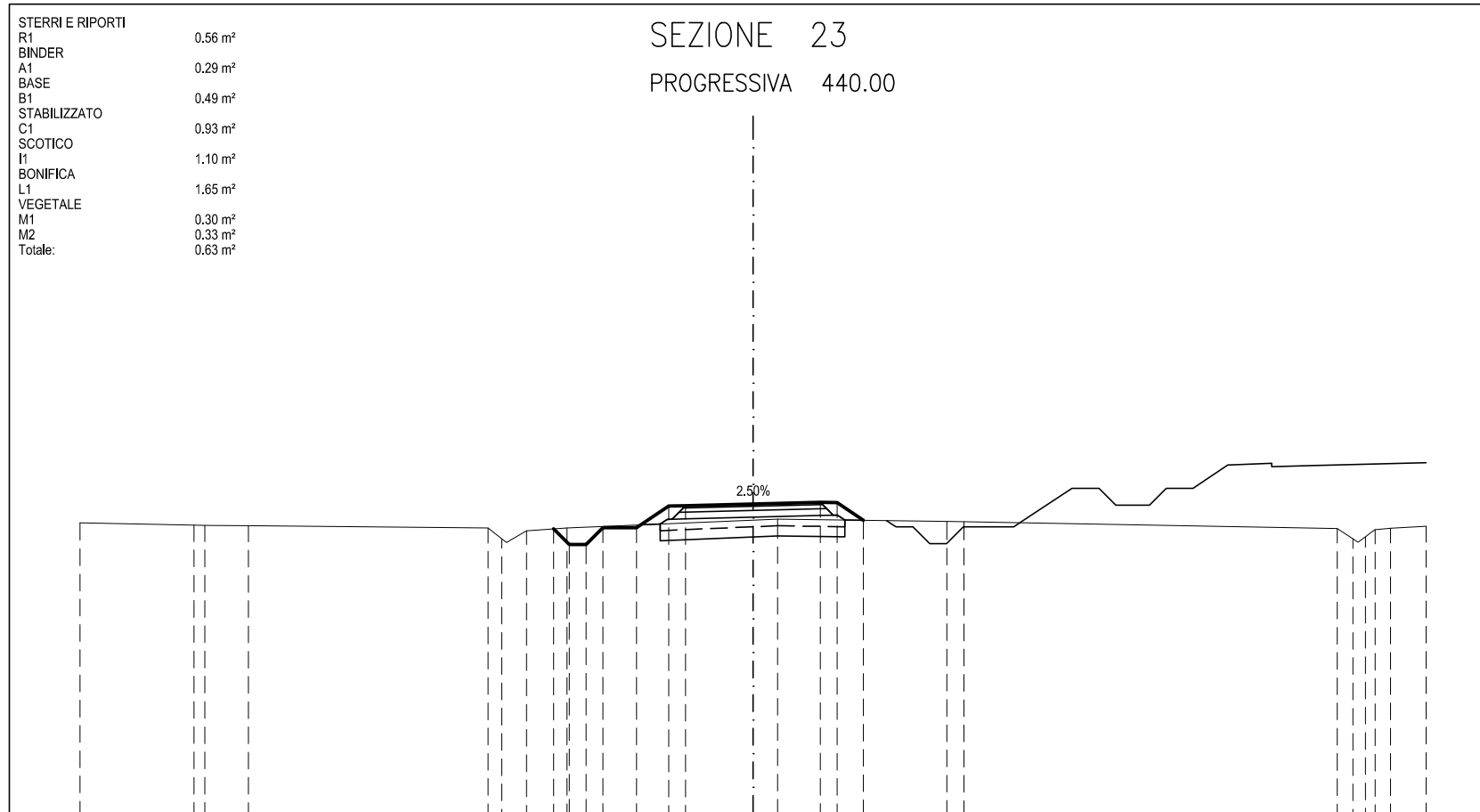


| STERRI E RIPORTI | |
|------------------|---------------------|
| R1 | 1.32 m ² |
| BINDER | |
| A1 | 0.28 m ² |
| BASE | |
| B1 | 0.53 m ² |
| STABILIZZATO | |
| C1 | 0.90 m ² |
| SCOTICO | |
| I1 | 1.16 m ² |
| BONIFICA | |
| L1 | 1.73 m ² |
| VEGETALE | |
| M1 | 0.36 m ² |
| M2 | 0.36 m ² |
| Totale: | 0.72 m ² |

| | | | | | | | | | | | | | |
|----------------------|--------|--------|--------|--------|--------|--------|--------|--------|--------|--------|--------|--------|--------|
| PROGRESSIVE TERRENO | -19.06 | -16.49 | -15.98 | -7.04 | -6.50 | -5.93 | 3.71 | 4.54 | 6.35 | 18.10 | 18.70 | 19.15 | 20.00 |
| PARZIALI TERRENO | 2.57 | 0.51 | 8.94 | 0.54 | 0.57 | 9.64 | 0.83 | 1.81 | 11.75 | 0.60 | 0.45 | 0.85 | |
| QUOTE TERRENO | 31.902 | 31.850 | 31.843 | 31.735 | 31.377 | 31.696 | 31.868 | 31.885 | 31.870 | 31.703 | 31.335 | 31.686 | 31.710 |
| PROGRESSIVE PROGETTO | | | | -5.99 | -5.52 | -5.02 | -4.52 | -3.52 | -2.50 | -2.00 | 2.00 | 2.50 | 3.42 |
| PARZIALI PROGETTO | | | | 0.47 | 0.50 | 0.50 | 1.00 | 1.02 | 0.50 | 4.00 | 0.50 | 0.92 | |
| QUOTE PROGETTO | | | | 31.663 | 31.190 | 31.190 | 31.680 | 31.680 | 32.368 | 32.378 | 32.478 | 32.468 | 31.853 |



23
1: 200

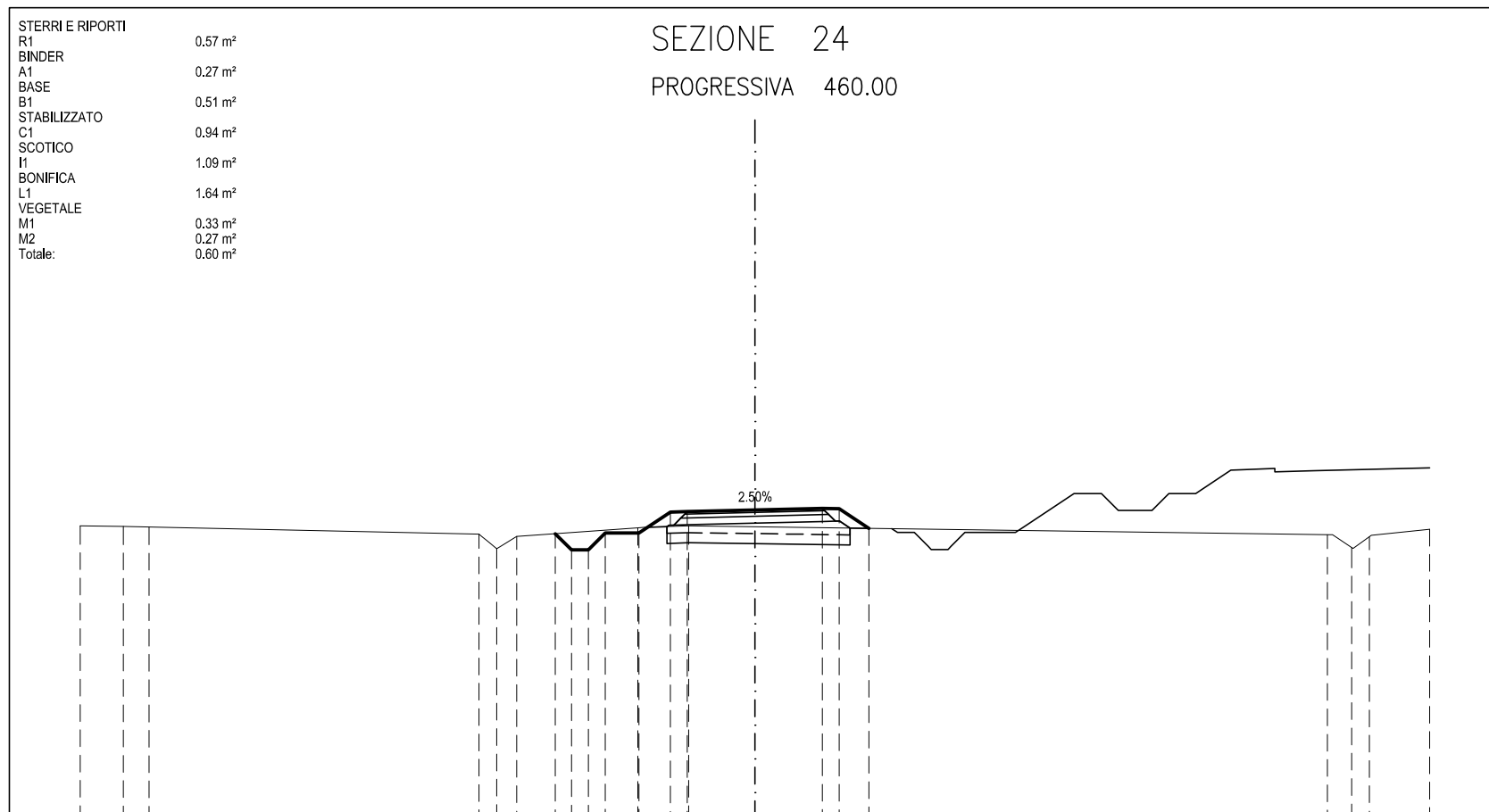


STERRI E RIPORTI

| | |
|--------------|---------------------|
| R1 | 0.56 m ² |
| BINDER | |
| A1 | 0.29 m ² |
| BASE | |
| B1 | 0.49 m ² |
| STABILIZZATO | |
| C1 | 0.93 m ² |
| SCOTICO | |
| I1 | 1.10 m ² |
| BONIFICA | |
| L1 | 1.65 m ² |
| VEGETALE | |
| M1 | 0.30 m ² |
| M2 | 0.33 m ² |
| Totale: | 0.63 m ² |

23
1: 200

| | | | | | | | | | | | | | | | | | |
|----------------------|--------|--------|--------|--------|--------|--------|--------|--------|--------|--------|--------|--------|--------|--------|--------|--------|--------|
| PROGRESSIVE TERRENO | -20.00 | -16.61 | -16.28 | -14.99 | -7.88 | -7.47 | -6.73 | -5.52 | 0.73 | 5.76 | 6.27 | 17.36 | 17.83 | 18.20 | 18.48 | 18.94 | 20.00 |
| PARZIALI TERRENO | 3.39 | 0.32 | 1.30 | 7.11 | 0.41 | 0.74 | 1.21 | 6.25 | 5.03 | 0.51 | 11.09 | 0.47 | 0.37 | 0.28 | 0.46 | 1.06 | |
| QUOTE TERRENO | 31.794 | 31.720 | 31.717 | 31.705 | 31.640 | 31.320 | 31.556 | 31.643 | 31.905 | 31.835 | 31.826 | 31.627 | 31.317 | 31.376 | 31.585 | 31.632 | 31.689 |
| PROGRESSIVE PROGETTO | | | | | | | | | | | | | | | | | |
| PARZIALI PROGETTO | | | | | 0.47 | 0.50 | 0.50 | 1.00 | 0.96 | 0.50 | 4.00 | 0.50 | 0.78 | | | | |
| QUOTE PROGETTO | | | | | 31.614 | 31.150 | 31.150 | 31.650 | 31.650 | 32.292 | 32.302 | 32.402 | 32.392 | 31.869 | | | |

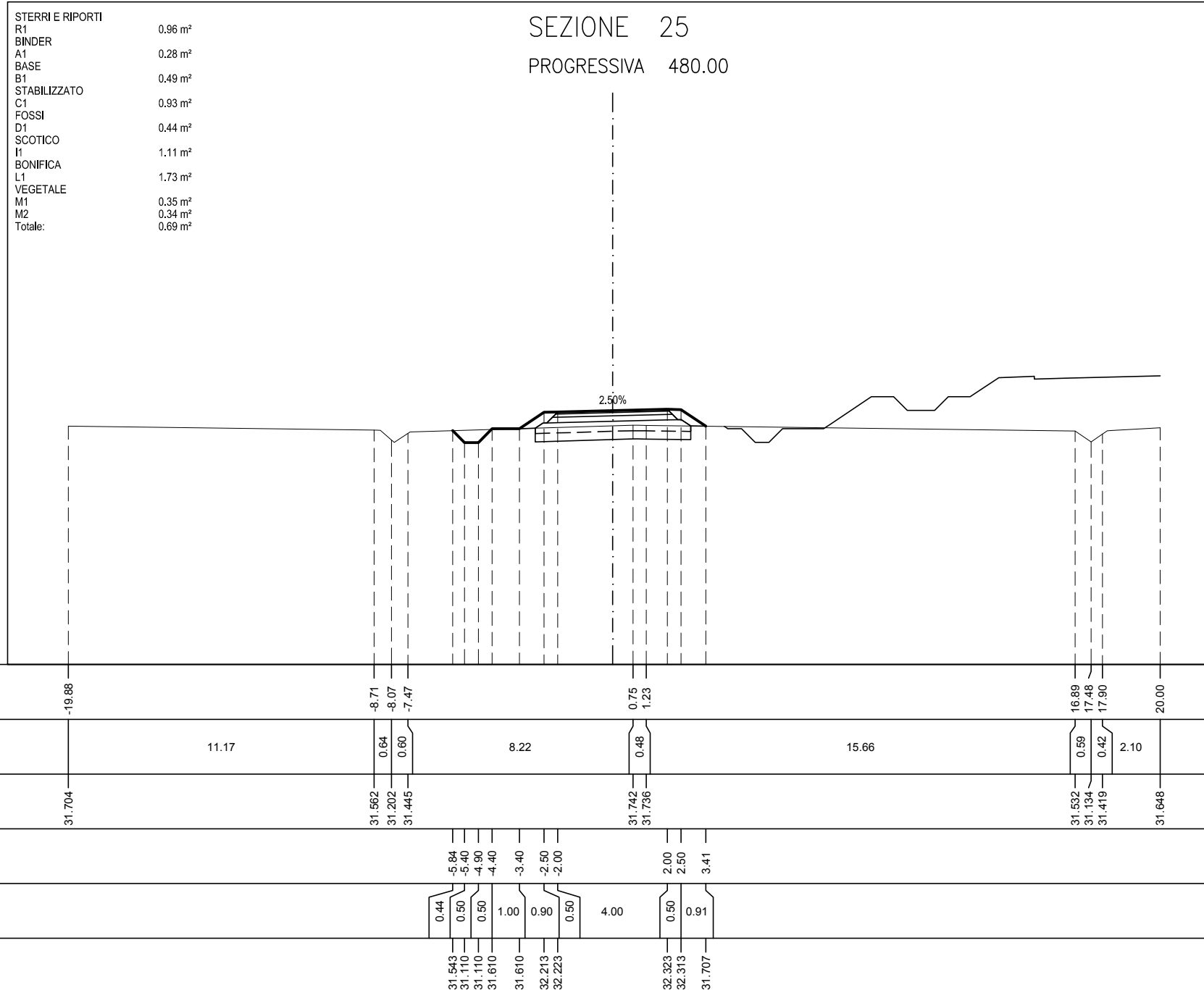


STERRI E RIPORTI

| | |
|--------------|---------------------|
| R1 | 0.57 m ² |
| BINDER | |
| A1 | 0.27 m ² |
| BASE | |
| B1 | 0.51 m ² |
| STABILIZZATO | |
| C1 | 0.94 m ² |
| SCOTICO | |
| I1 | 1.09 m ² |
| BONIFICA | |
| L1 | 1.64 m ² |
| VEGETALE | |
| M1 | 0.33 m ² |
| M2 | 0.27 m ² |
| Totale: | 0.60 m ² |

23
1: 200

| | | | | | | | | | | | | | |
|----------------------|--------|--------|--------|--------|--------|--------|--------|--------|--------|--------|--------|--------|--------|
| PROGRESSIVE TERRENO | -20.00 | -18.71 | -17.95 | -8.18 | -7.65 | -7.06 | -3.46 | -1.96 | 16.97 | 17.69 | 18.22 | 20.00 | |
| PARZIALI TERRENO | 1.29 | 0.76 | 9.77 | 0.53 | 0.59 | 3.60 | 1.50 | 18.93 | 0.72 | 0.53 | 1.78 | | |
| QUOTE TERRENO | 31.843 | 31.827 | 31.810 | 31.599 | 31.164 | 31.526 | 31.787 | 31.841 | 31.581 | 31.199 | 31.519 | 31.739 | |
| PROGRESSIVE PROGETTO | | | | -5.91 | -5.43 | -4.93 | -4.43 | -3.43 | -2.50 | -2.00 | 2.00 | 2.50 | 3.38 |
| PARZIALI PROGETTO | | | | 0.48 | 0.50 | 0.50 | 1.00 | 0.93 | 0.50 | 4.00 | 0.50 | 0.88 | |
| QUOTE PROGETTO | | | | 31.609 | 31.130 | 31.130 | 31.630 | 31.630 | 32.253 | 32.263 | 32.363 | 32.353 | 31.768 |

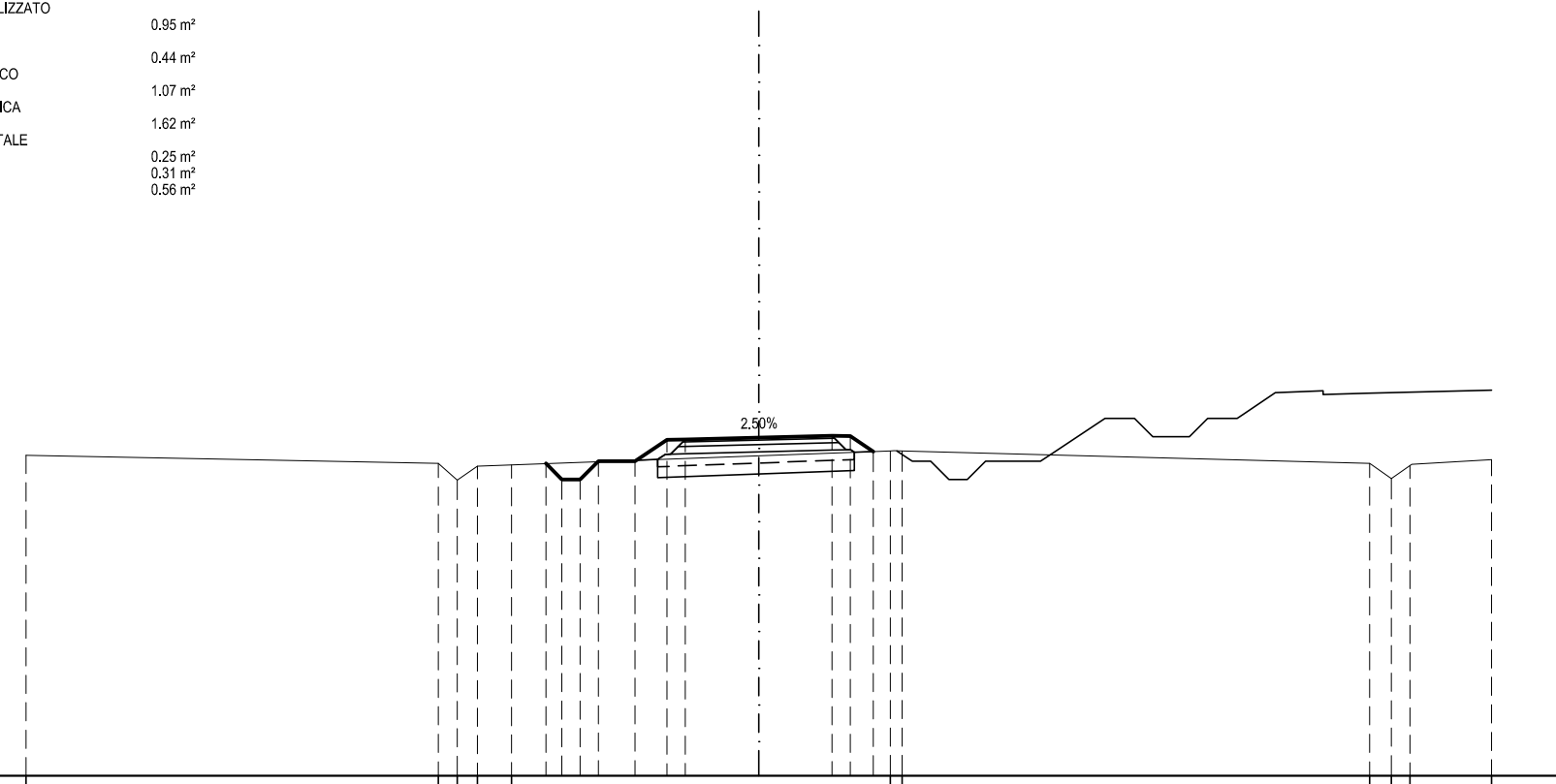


| STERRI E RIPORTI | |
|------------------|---------------------|
| R1 | 0.96 m ² |
| BINDER | |
| A1 | 0.28 m ² |
| BASE | |
| B1 | 0.49 m ² |
| STABILIZZATO | |
| C1 | 0.93 m ² |
| FOSSI | |
| D1 | 0.44 m ² |
| SCOTICO | |
| I1 | 1.11 m ² |
| BONIFICA | |
| L1 | 1.73 m ² |
| VEGETALE | |
| M1 | 0.35 m ² |
| M2 | 0.34 m ² |
| Totale: | 0.69 m ² |

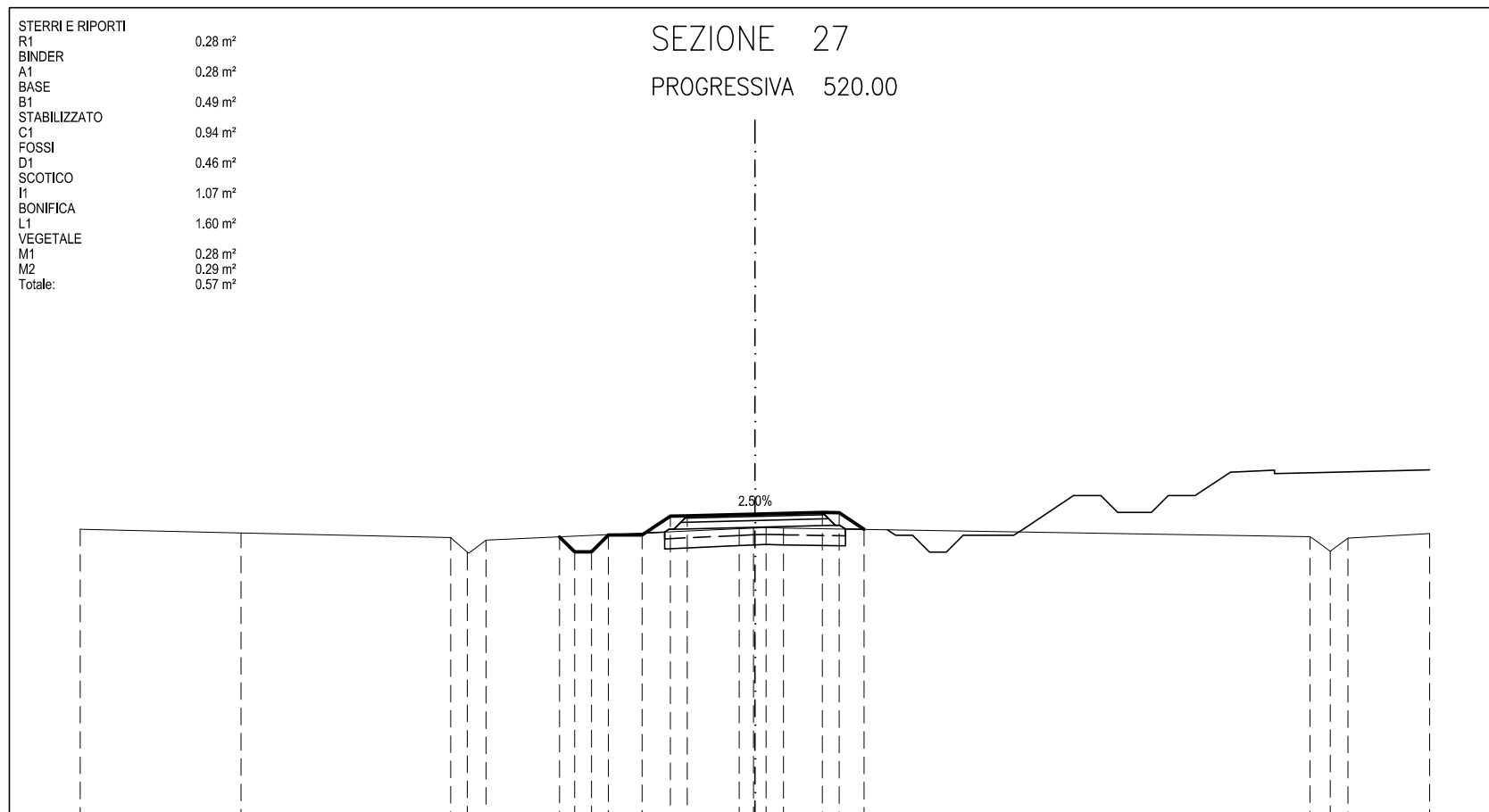
23
1: 200

STERRI E RIPORTI
R1 0.55 m²
BINDER 0.29 m²
A1 0.29 m²
BASE 0.49 m²
B1 0.49 m²
STABILIZZATO 0.95 m²
C1 0.95 m²
FOSSI 0.44 m²
D1 0.44 m²
SCOTICO 1.07 m²
I1 1.07 m²
BONIFICA L1 1.62 m²
VEGETALE M1 0.25 m²
M2 0.31 m²
Totale: 0.56 m²

SEZIONE 26
PROGRESSIVA 500.00



| | | | | | | | | | | | | | | | |
|------------------------------|----------------------|--------|-------|--------|--------|--------|--------|--------|--------|--------|-------|--------|--------|--------|--------|
| <p>23 ▼ 1: 200</p> | PROGRESSIVE TERRENO | -20.00 | -8.75 | -8.23 | -7.68 | -6.74 | | 3.59 | 3.91 | 16.67 | 17.27 | 17.78 | 20.00 | | |
| | PARZIALI TERRENO | | 11.25 | 0.52 | 0.55 | 0.94 | | 10.33 | 0.32 | | 12.76 | 0.60 | 2.22 | | |
| | QUOTE TERRENO | 31.752 | | 31.526 | 31.075 | 31.456 | 31.491 | | 31.870 | 31.870 | | 31.527 | 31.112 | 31.474 | 31.635 |
| | PROGRESSIVE PROGETTO | | | | | | | | | | | | | | |
| | PARZIALI PROGETTO | | | 0.44 | 0.50 | 0.50 | 1.00 | 0.87 | 0.50 | 4.00 | 0.50 | 0.63 | | | |
| | QUOTE PROGETTO | | | 31.526 | 31.090 | 31.080 | 31.990 | 31.590 | 32.172 | 32.182 | | 32.282 | 32.272 | 31.863 | |




STERRI E RIPORTI

| | |
|--------------|---------------------|
| R1 | 0.28 m ² |
| BINDER | |
| A1 | 0.28 m ² |
| BASE | |
| B1 | 0.49 m ² |
| STABILIZZATO | |
| C1 | 0.94 m ² |
| FOSSI | |
| D1 | 0.46 m ² |
| SCOTICO | |
| I1 | 1.07 m ² |
| BONIFICA | |
| L1 | 1.60 m ² |
| VEGETALE | |
| M1 | 0.28 m ² |
| M2 | 0.29 m ² |
| Totale: | 0.57 m ² |

23
1: 200

| | | | | | | | | | | | | | |
|----------------------|--------|--------|--------|--------|--------|--------|--------|--------|--------|--------|--------|--------|--------|
| PROGRESSIVE TERRENO | -20.00 | -15.23 | -9.01 | -8.52 | -7.96 | -0.46 | -0.04 | 0.33 | 0.85 | 16.45 | 17.05 | 17.58 | 20.00 |
| PARZIALI TERRENO | 4.77 | 6.22 | 0.49 | 0.56 | 7.50 | 0.42 | 0.37 | 0.52 | 15.60 | 0.60 | 0.53 | 2.42 | |
| QUOTE TERRENO | 31.739 | 31.634 | 31.494 | 31.082 | 31.418 | 31.757 | 31.776 | 31.790 | 31.777 | 31.525 | 31.093 | 31.477 | 31.612 |
| PROGRESSIVE PROGETTO | | | | | | | | | | | | | |
| PARZIALI PROGETTO | | | 0.45 | 0.50 | 0.50 | 1.00 | 0.84 | 0.50 | 4.00 | 0.50 | 0.74 | | |
| QUOTE PROGETTO | | | 31.517 | 31.070 | 31.070 | 31.570 | 31.570 | 32.131 | 32.141 | 32.241 | 32.231 | 31.738 | |




22
 1: 200

| | | | | | | | | | | | | | |
|----------------------|--------|--------|--------|--------|--------|--------|--------|--------|--------|--------|--------|--------|--------|
| PROGRESSIVE TERRENO | -20.00 | -9.60 | -9.12 | -8.69 | -8.16 | -3.81 | -2.19 | 15.62 | 16.01 | 16.45 | 16.82 | 17.10 | 20.00 |
| PARZIALI TERRENO | 10.40 | 0.48 | 0.43 | 0.53 | 4.35 | 1.62 | 17.81 | 0.39 | 0.44 | 0.37 | 0.28 | 2.90 | |
| QUOTE TERRENO | 31.733 | 31.440 | 31.029 | 31.266 | 31.389 | 31.656 | 31.661 | 31.638 | 31.502 | 31.180 | 31.217 | 31.430 | 31.409 |
| PROGRESSIVE PROGETTO | | | | | | | | | | | | | |
| PARZIALI PROGETTO | | 0.50 | 0.50 | 0.50 | 1.00 | 0.78 | 4.00 | 0.50 | 0.74 | | | | |
| QUOTE PROGETTO | | 31.535 | 31.030 | 31.030 | 31.530 | 31.530 | 32.050 | 32.060 | 32.160 | 32.150 | 31.654 | | |

| | |
|------------------|---------------------|
| STERRI E RIPORTI | |
| S1 | 1.06 m ² |
| BINDER | |
| A1 | 0.26 m ² |
| BASE | |
| B1 | 0.51 m ² |
| STABILIZZATO | |
| C1 | 0.94 m ² |
| FOSSI | |
| D1 | 0.42 m ² |
| VEGETALE | |
| M1 | 0.17 m ² |
| M2 | 0.19 m ² |
| Totale: | 0.36 m ² |

SEZIONE 30
PROGRESSIVA 577.67



23

1: 200