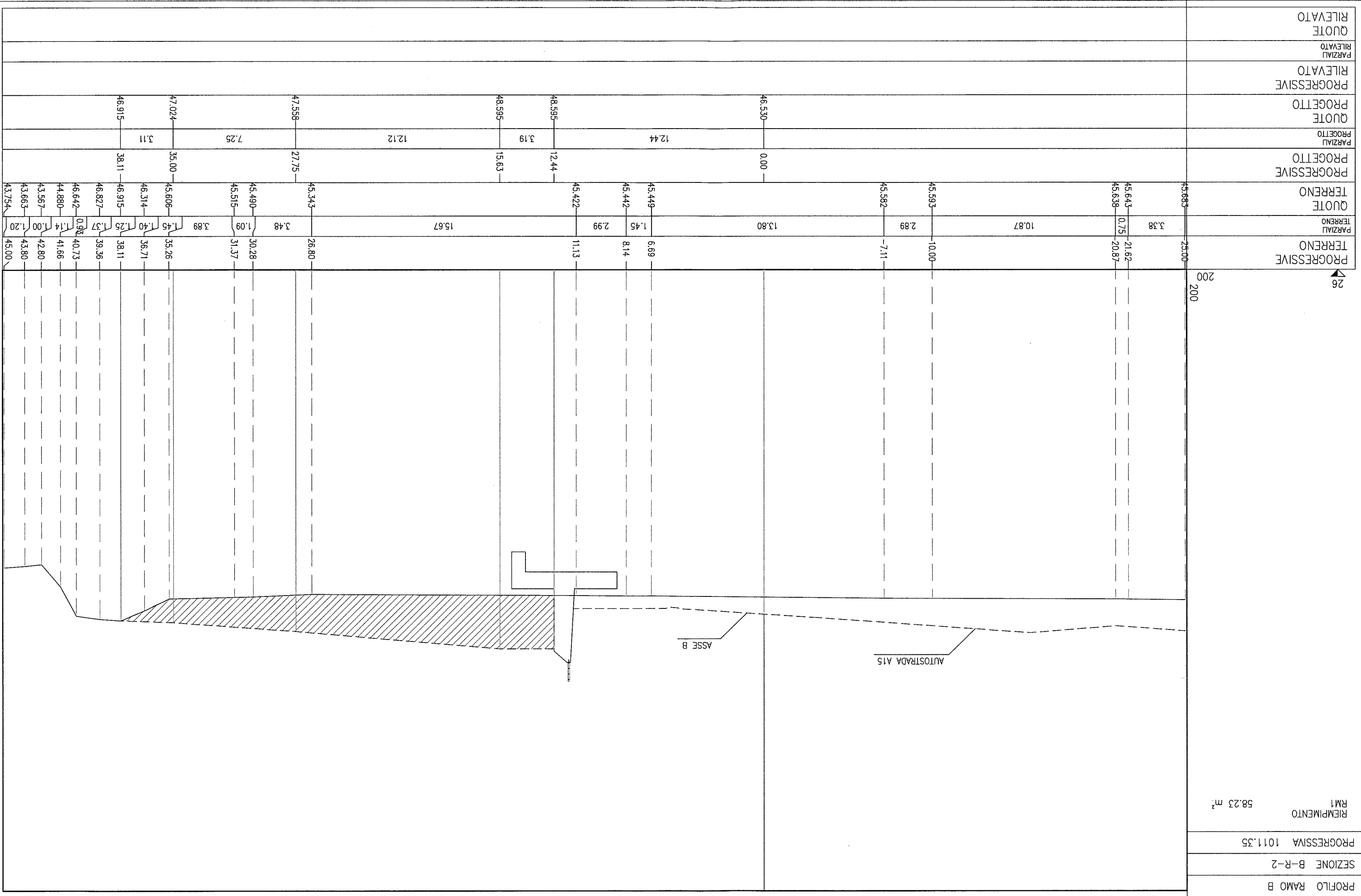


PROFLO RAMO B

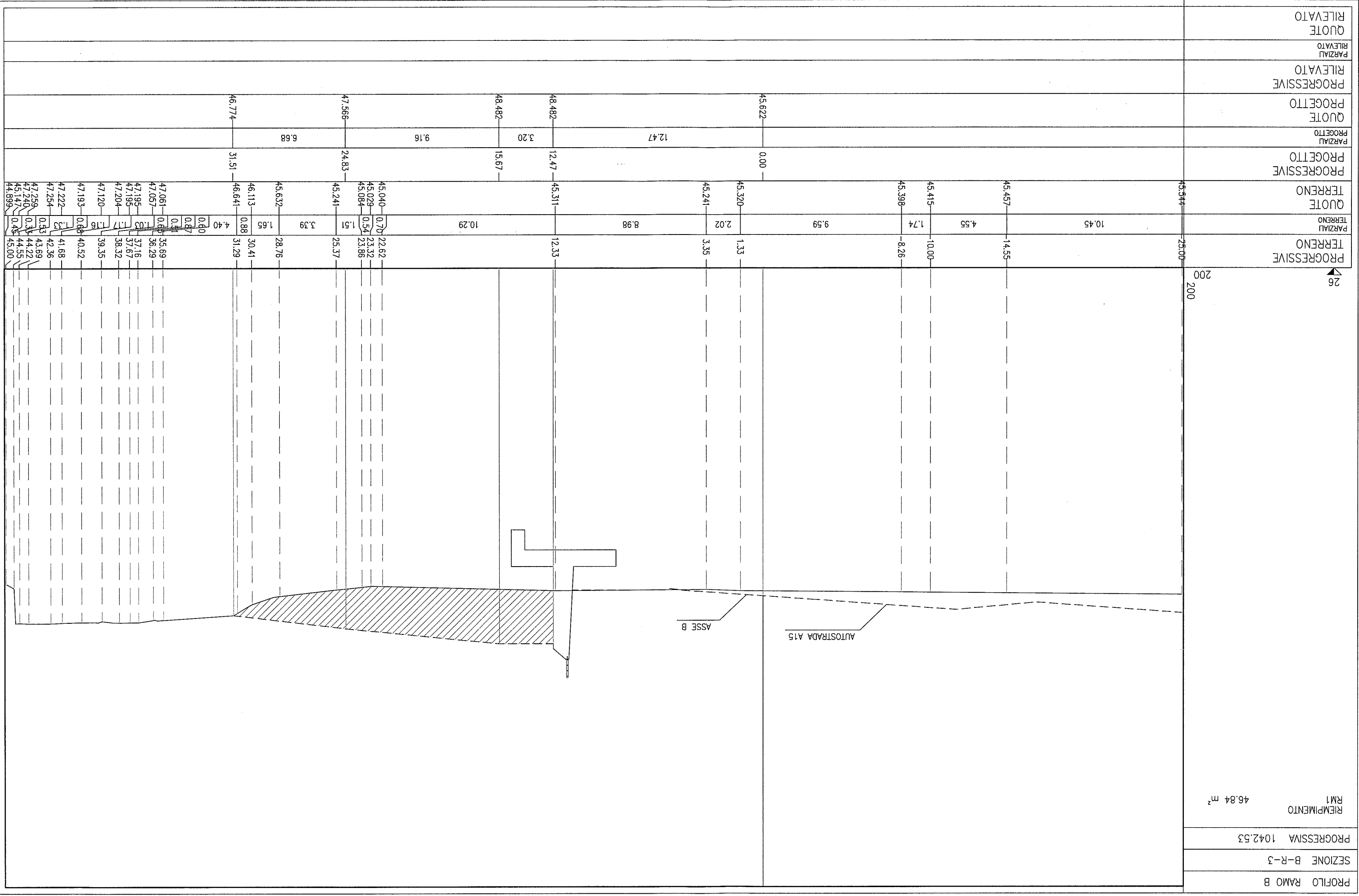
SEZIONE B-R-2

PROGRESSIVA 1011.35

RIEMPIMENTO
RM1
58.23 m²



PROFLO RAMO B
 SEZIONE B-R-3
 PROGRESSIVA 1042.53
 RIENPIIMENTO
 RM1
 46.84 m²



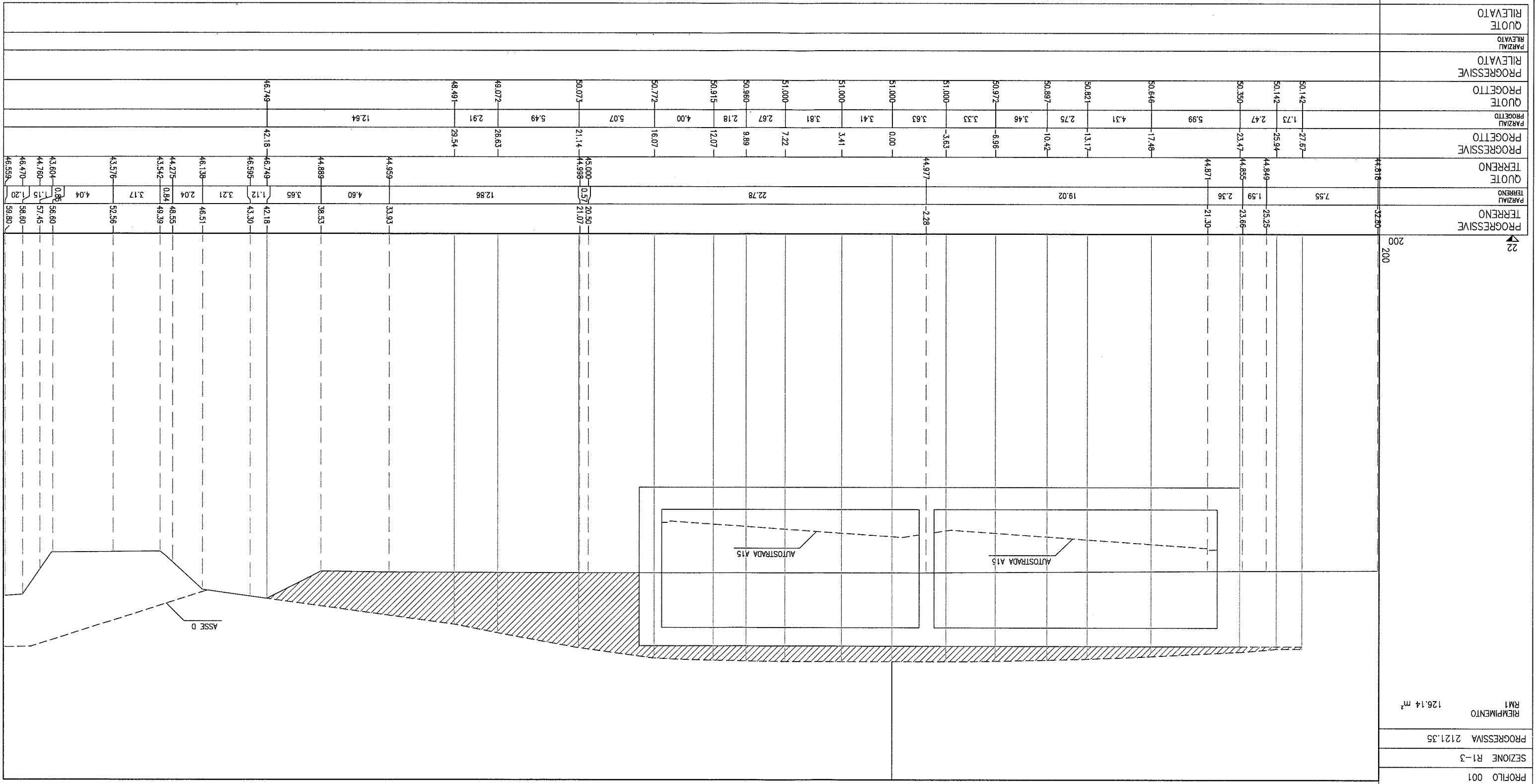
PROFLO 001

SEZIONE R1-3

PROGRESSIVA 2121.35

RIPPIAMENTO

RM1
126.14 m²

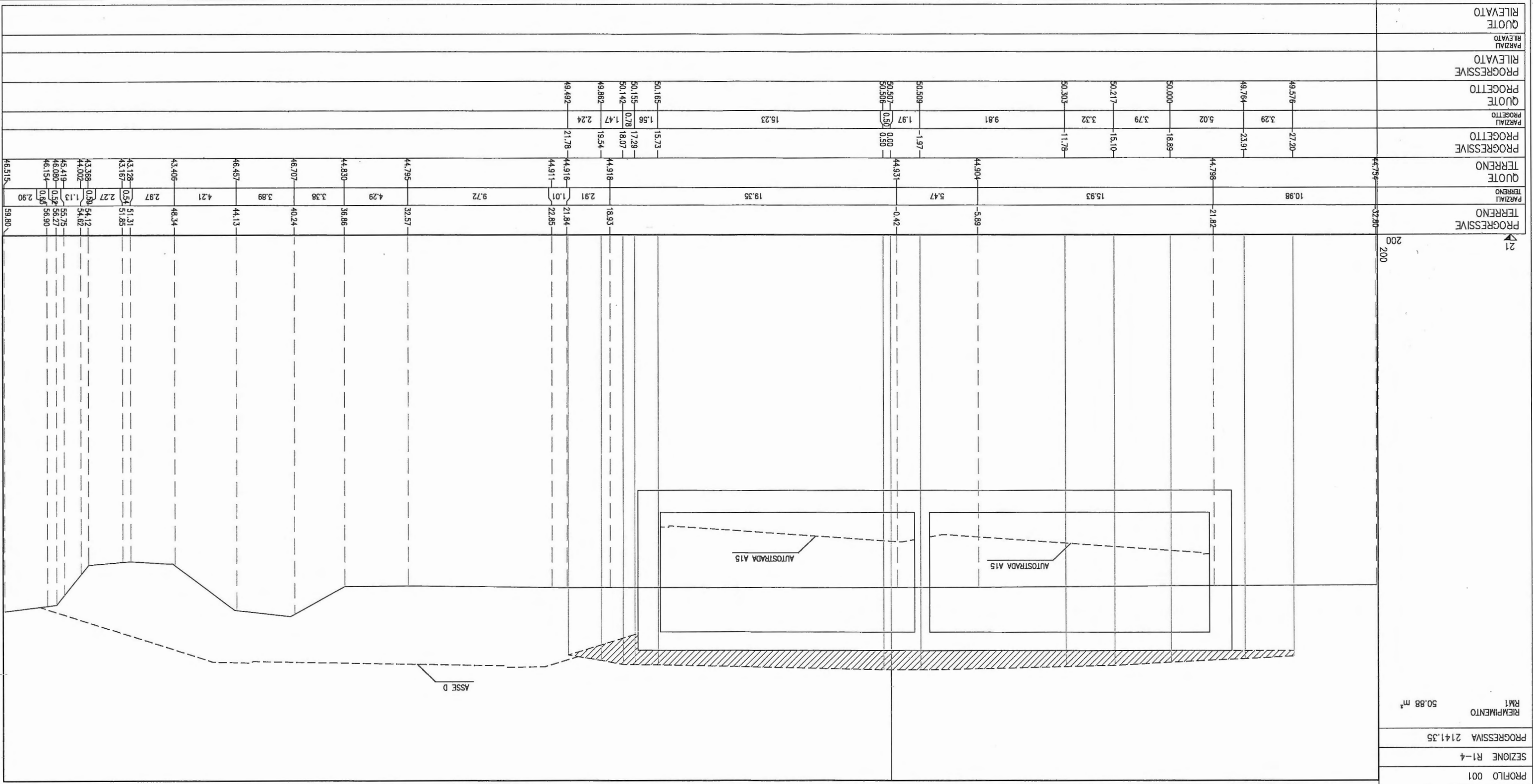


PROFILO 001

SEZIONE R1-4

PROGRESSIVA 2141.35

RIEMPIMENTO RM1 50.88 m²



PROGRESSIVE
TERRENO

PROGRESSIVE
TERRENO

PROGRESSIVE
PROGETTO

PROGRESSIVE
PROGETTO

PROGRESSIVE
RILEVATO

PROGRESSIVE
RILEVATO

PROGRESSIVE
RILEVATO

PROGRESSIVE
RILEVATO

PROGRESSIVE
RILEVATO

PROGRESSIVE
RILEVATO

PROGRESSIVE
RILEVATO

PROGRESSIVE
RILEVATO

PROGRESSIVE
RILEVATO

PROGRESSIVE
RILEVATO

PROGRESSIVE
RILEVATO

PROGRESSIVE
RILEVATO

PROGRESSIVE
RILEVATO

PROGRESSIVE
RILEVATO

PROGRESSIVE
RILEVATO

PROGRESSIVE
RILEVATO

PROGRESSIVE
RILEVATO

PROGRESSIVE
RILEVATO

PROGRESSIVE
RILEVATO

PROGRESSIVE
RILEVATO

PROGRESSIVE
RILEVATO

PROGRESSIVE
RILEVATO

PROGRESSIVE
RILEVATO

PROGRESSIVE
RILEVATO

PROGRESSIVE
RILEVATO

PROGRESSIVE
RILEVATO

PROGRESSIVE
RILEVATO

PROGRESSIVE
RILEVATO

PROGRESSIVE
RILEVATO

PROGRESSIVE
RILEVATO

PROGRESSIVE
RILEVATO

PROGRESSIVE
RILEVATO

PROGRESSIVE
RILEVATO

PROGRESSIVE
RILEVATO

PROGRESSIVE
RILEVATO

PROGRESSIVE
RILEVATO

PROGRESSIVE
RILEVATO

PROGRESSIVE
RILEVATO

PROGRESSIVE
RILEVATO

PROGRESSIVE
RILEVATO

PROGRESSIVE
RILEVATO

PROGRESSIVE
RILEVATO

PROGRESSIVE
RILEVATO

PROGRESSIVE
RILEVATO

PROGRESSIVE
RILEVATO

PROGRESSIVE
RILEVATO

PROGRESSIVE
RILEVATO

PROGRESSIVE
RILEVATO

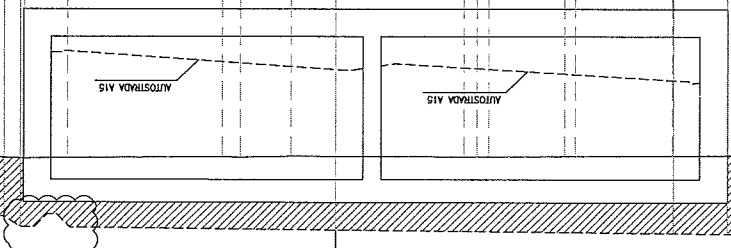
PROGRESSIVE
RILEVATO

PROGRESSIVE
RILEVATO

PROGRESSIVE
RILEVATO

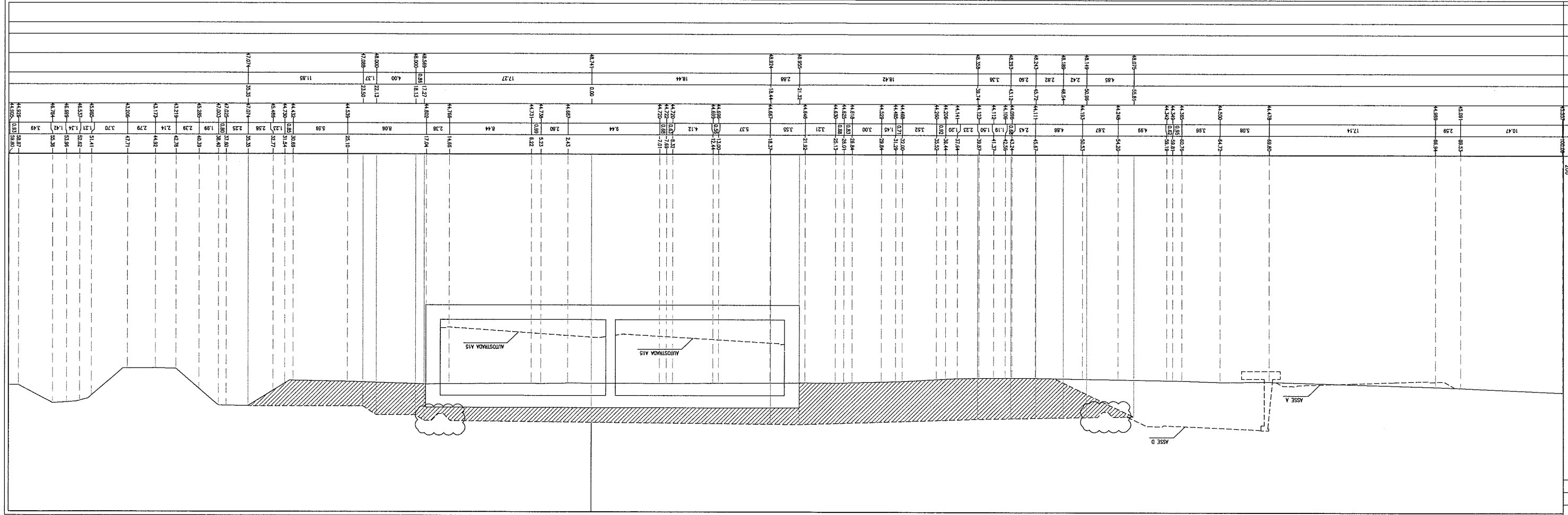
PROGRESSIVE
RILEVATO

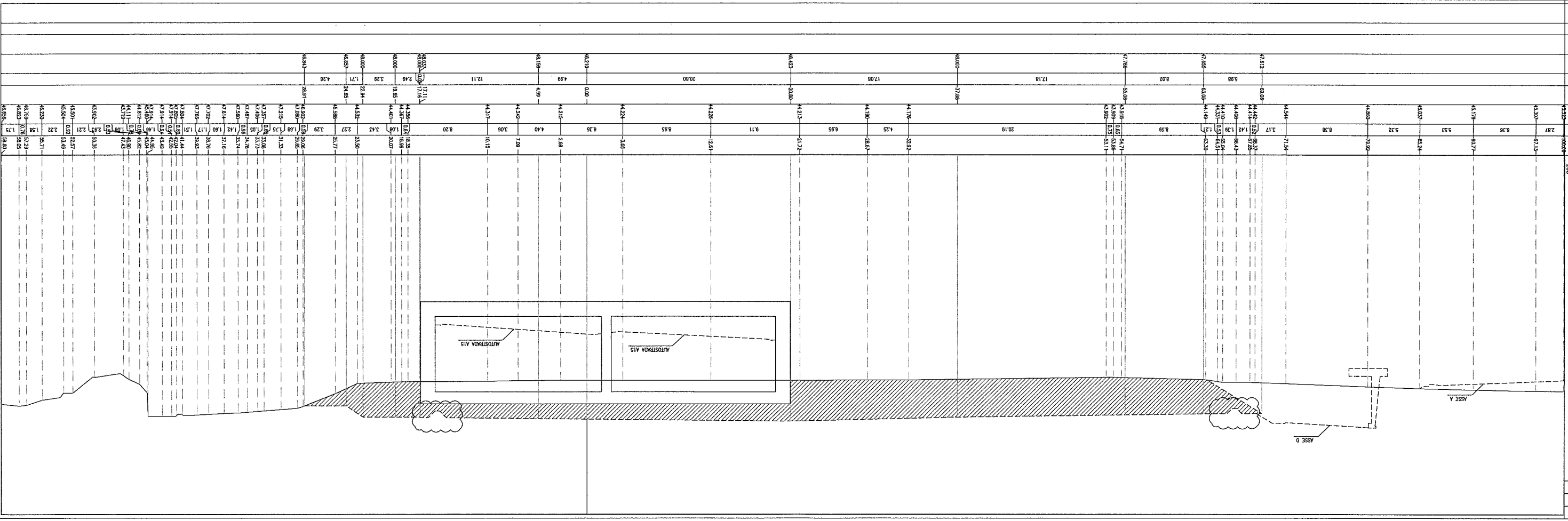
PROGRESSIVE
RILEVATO



ASSE A

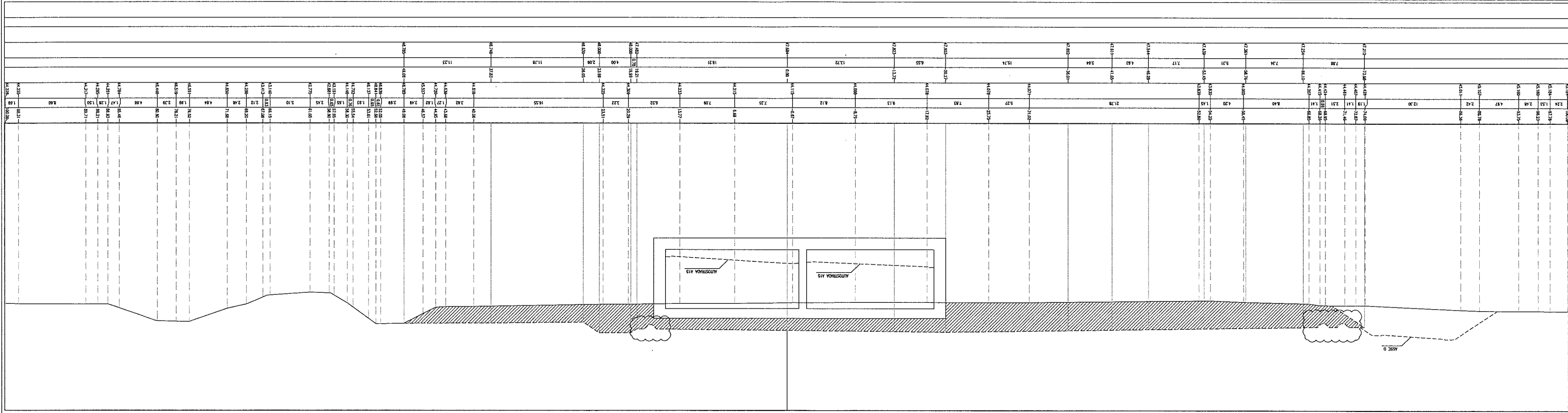
ASSE D



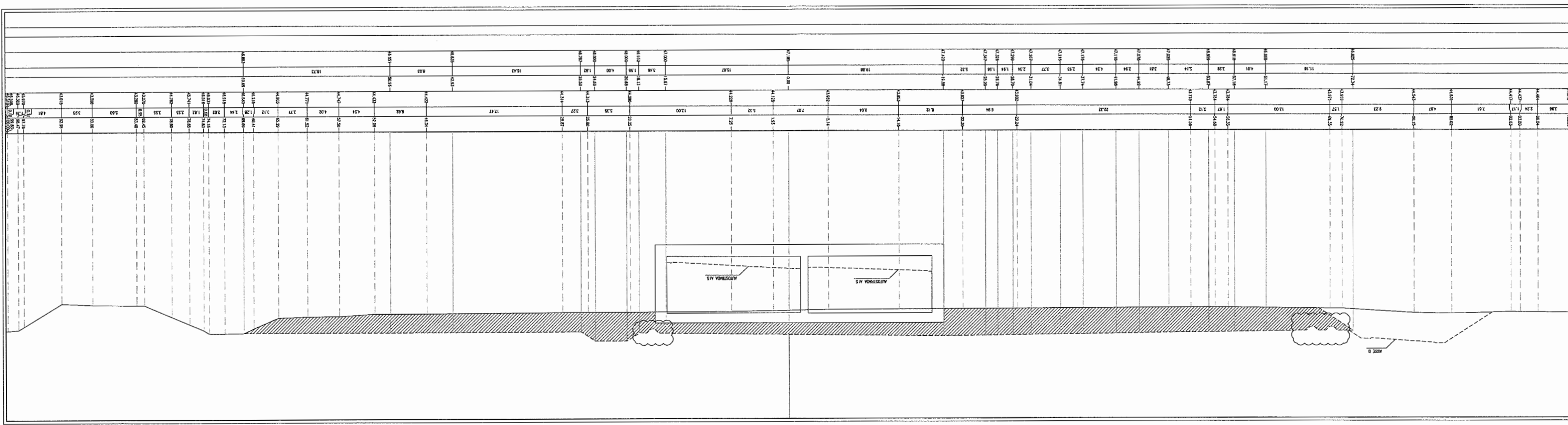


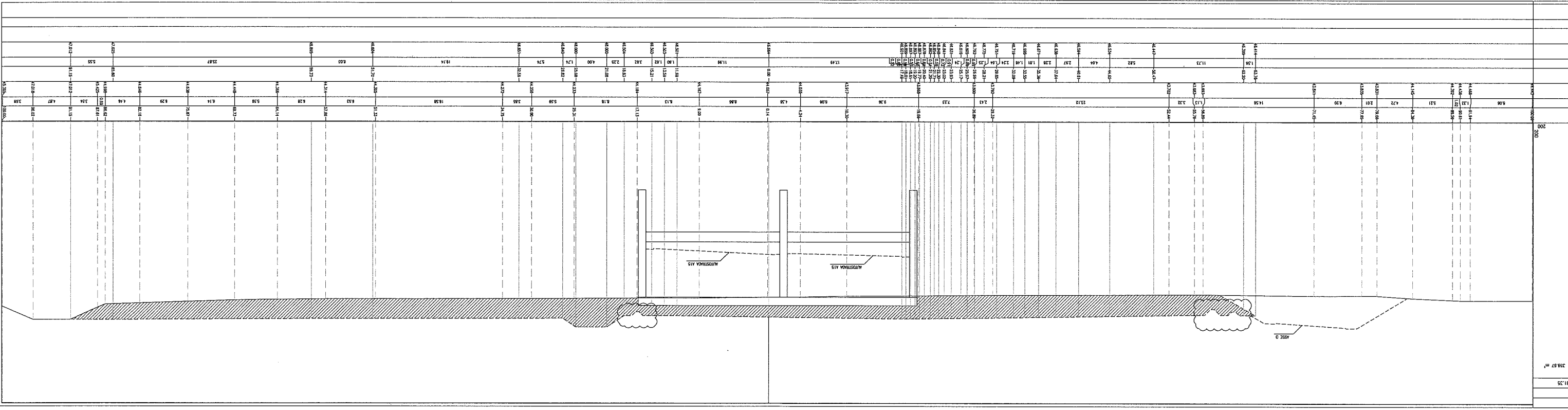
PROGRESSIVA	TERMINO	PROFILO	PROGRESSIVA	PROFILO	PROGRESSIVA	PROFILO
48.54	17.11	47.86	48.54	17.11	47.86	17.11
48.50	17.11	47.86	48.50	17.11	47.86	17.11
48.46	17.11	47.86	48.46	17.11	47.86	17.11
48.42	17.11	47.86	48.42	17.11	47.86	17.11
48.38	17.11	47.86	48.38	17.11	47.86	17.11
48.34	17.11	47.86	48.34	17.11	47.86	17.11
48.30	17.11	47.86	48.30	17.11	47.86	17.11
48.26	17.11	47.86	48.26	17.11	47.86	17.11
48.22	17.11	47.86	48.22	17.11	47.86	17.11
48.18	17.11	47.86	48.18	17.11	47.86	17.11
48.14	17.11	47.86	48.14	17.11	47.86	17.11
48.10	17.11	47.86	48.10	17.11	47.86	17.11
48.06	17.11	47.86	48.06	17.11	47.86	17.11
48.02	17.11	47.86	48.02	17.11	47.86	17.11
47.98	17.11	47.86	47.98	17.11	47.86	17.11
47.94	17.11	47.86	47.94	17.11	47.86	17.11
47.90	17.11	47.86	47.90	17.11	47.86	17.11
47.86	17.11	47.86	47.86	17.11	47.86	17.11
47.82	17.11	47.86	47.82	17.11	47.86	17.11
47.78	17.11	47.86	47.78	17.11	47.86	17.11
47.74	17.11	47.86	47.74	17.11	47.86	17.11
47.70	17.11	47.86	47.70	17.11	47.86	17.11
47.66	17.11	47.86	47.66	17.11	47.86	17.11
47.62	17.11	47.86	47.62	17.11	47.86	17.11
47.58	17.11	47.86	47.58	17.11	47.86	17.11
47.54	17.11	47.86	47.54	17.11	47.86	17.11
47.50	17.11	47.86	47.50	17.11	47.86	17.11
47.46	17.11	47.86	47.46	17.11	47.86	17.11
47.42	17.11	47.86	47.42	17.11	47.86	17.11
47.38	17.11	47.86	47.38	17.11	47.86	17.11
47.34	17.11	47.86	47.34	17.11	47.86	17.11
47.30	17.11	47.86	47.30	17.11	47.86	17.11
47.26	17.11	47.86	47.26	17.11	47.86	17.11
47.22	17.11	47.86	47.22	17.11	47.86	17.11
47.18	17.11	47.86	47.18	17.11	47.86	17.11
47.14	17.11	47.86	47.14	17.11	47.86	17.11
47.10	17.11	47.86	47.10	17.11	47.86	17.11
47.06	17.11	47.86	47.06	17.11	47.86	17.11
47.02	17.11	47.86	47.02	17.11	47.86	17.11
46.98	17.11	47.86	46.98	17.11	47.86	17.11
46.94	17.11	47.86	46.94	17.11	47.86	17.11
46.90	17.11	47.86	46.90	17.11	47.86	17.11
46.86	17.11	47.86	46.86	17.11	47.86	17.11
46.82	17.11	47.86	46.82	17.11	47.86	17.11
46.78	17.11	47.86	46.78	17.11	47.86	17.11
46.74	17.11	47.86	46.74	17.11	47.86	17.11
46.70	17.11	47.86	46.70	17.11	47.86	17.11
46.66	17.11	47.86	46.66	17.11	47.86	17.11
46.62	17.11	47.86	46.62	17.11	47.86	17.11
46.58	17.11	47.86	46.58	17.11	47.86	17.11

PROFLO 001
SECTION R1-9
PROGESSIVA 2241.35
REPEREVO 315.05 m ²
DATE
TRAMO
PROGRESSIVE
TERMINO
PROGRESSIVE
TERMINO
PROFLO 001
PROGRESSIVE
TERMINO
PROGRESSIVE
TERMINO
PROFLO 001
PROGRESSIVE
TERMINO

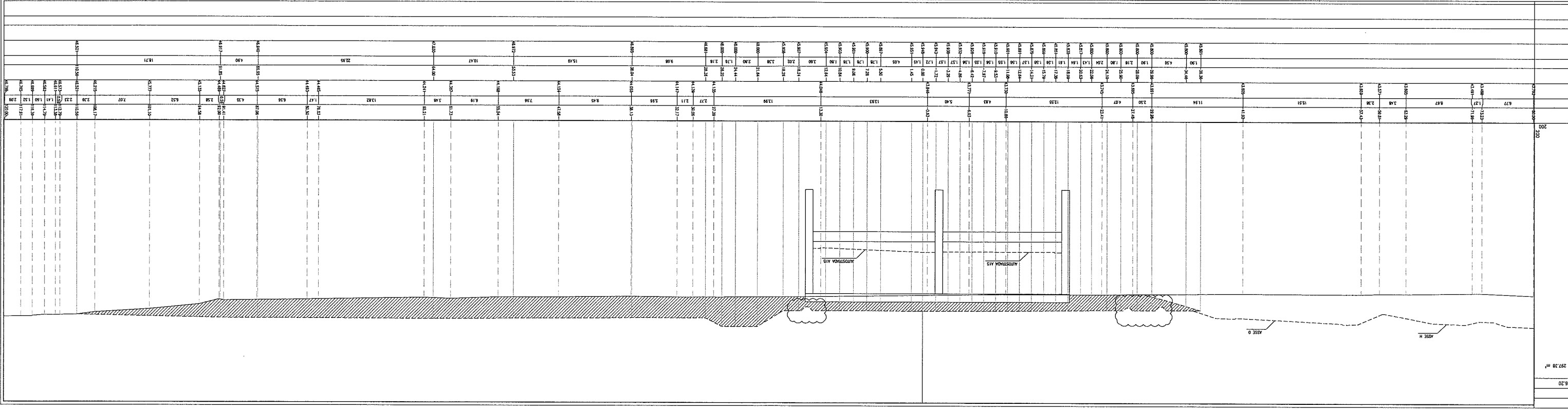


PROFILO 001
 SEZIONE RI-10
 PROGRESSIVA 2261,35
 RIMBANTO 344,33 m²
 RMI
 200



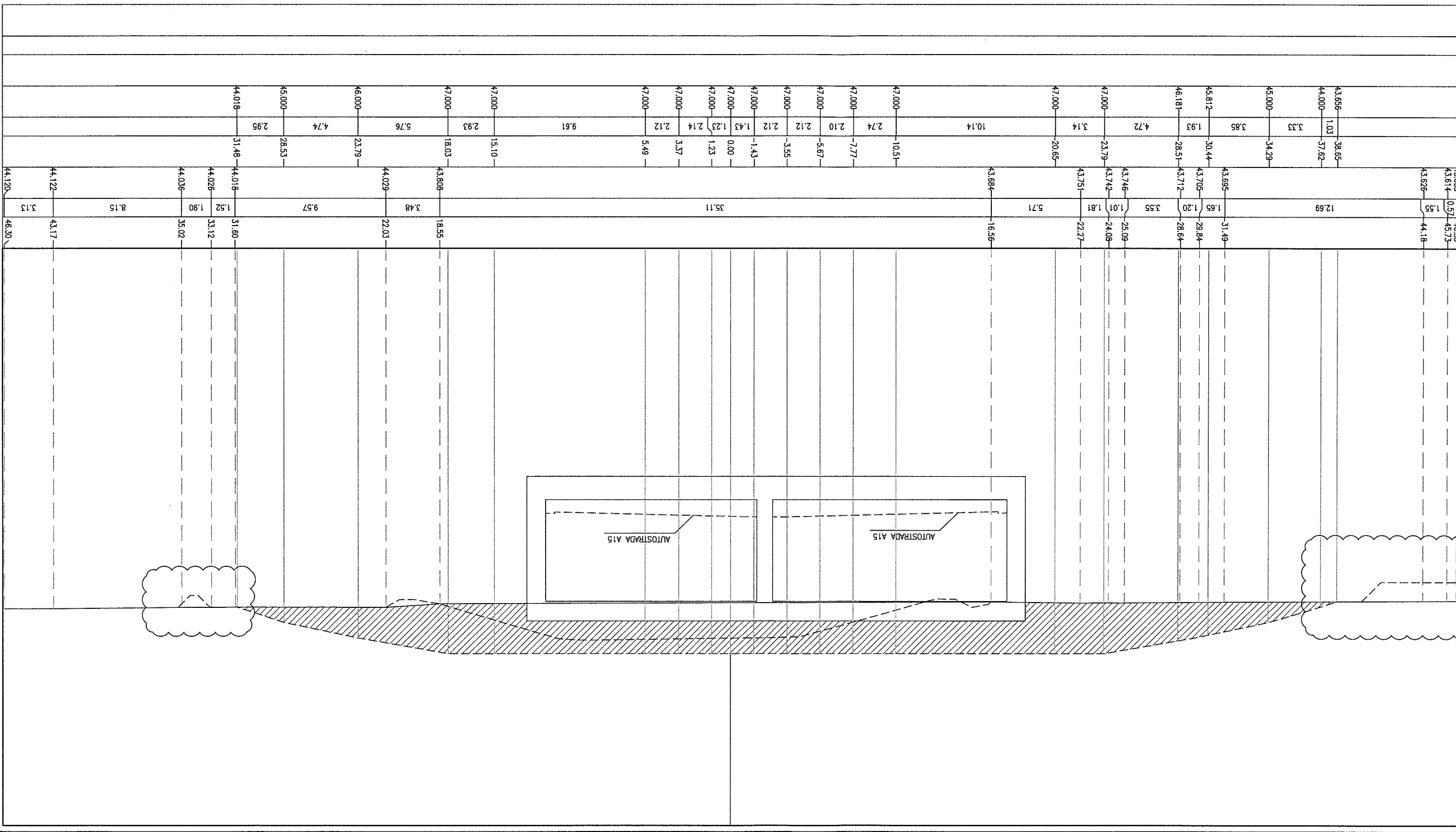


PROFLO 001
SEZIONE R1-12
PROGRAMMA 2006.20
RIPARTIMENTO 297.28 m²
21
200



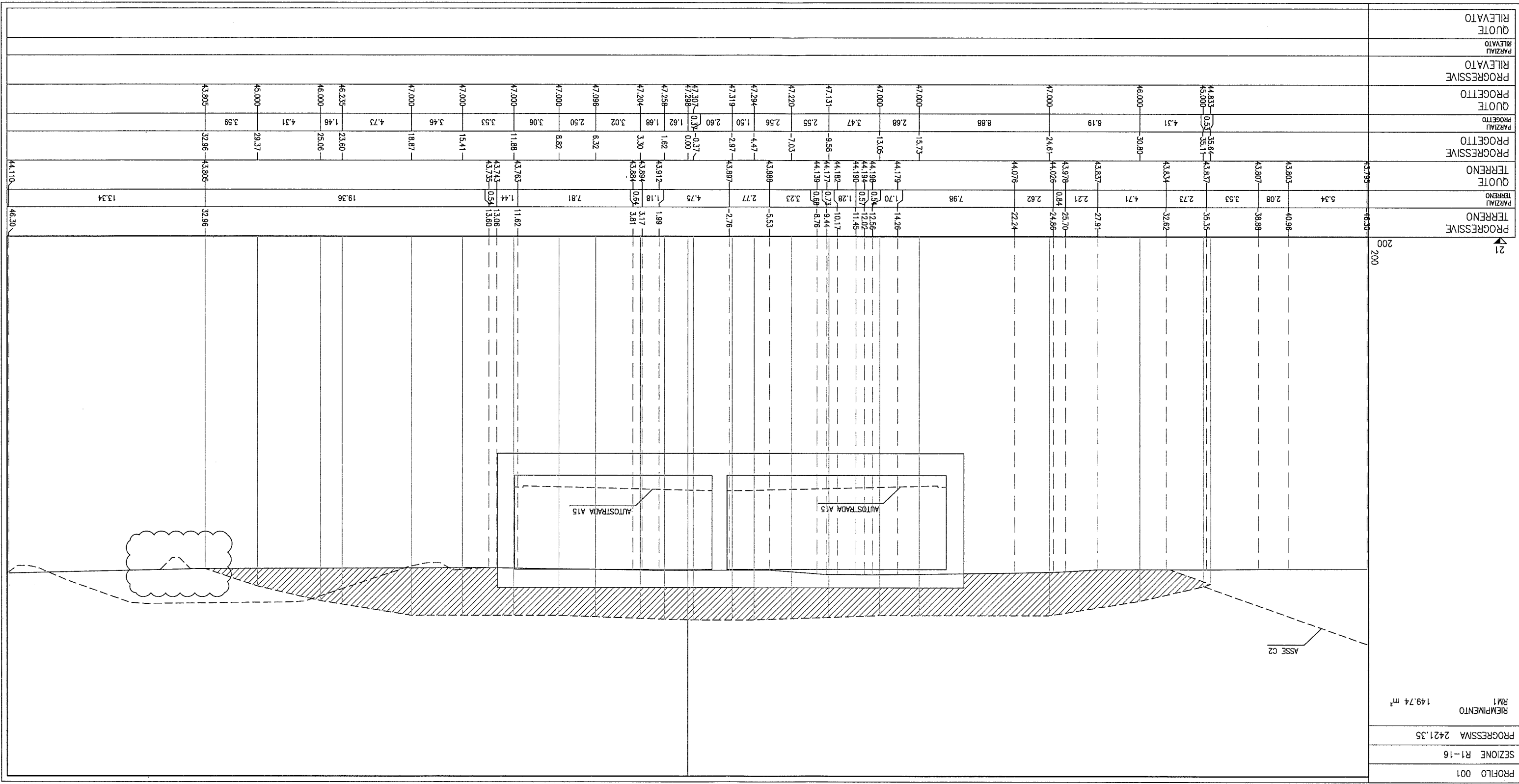
PROFLO 001
SEZIONE R1-12
PROGRAMMA 2006.20
RIPARTIMENTO 297.28 m²
21
200

PROFLO 001	SEZIONE R1-15	PROGRESSIVA 2401.35	RIMPIMENTO 149.76 m ²
------------	---------------	---------------------	----------------------------------



PROGRESSIVE	TERRENO	PARZAU	QUOTE	PROGRESSIVE	TERRENO	PARZAU	QUOTE	PROGRESSIVE	TERRENO	PARZAU	QUOTE
21	46.30	43.608	0.57	43.608	43.608	38.85	1.03	43.608	43.608	38.85	1.03
200	45.73	43.614	1.55	43.614	43.614	37.62	3.33	43.614	43.614	37.62	3.33
200	44.18	43.626	44.18	43.626	43.626	34.29	3.85	43.626	43.626	34.29	3.85
	31.49	43.695	1.65	43.695	43.695	30.44	3.85	43.695	43.695	30.44	3.85
	29.84	43.705	1.20	43.705	43.705	28.51	1.93	43.705	43.705	28.51	1.93
	28.64	43.712	3.55	43.712	43.712	23.79	4.72	43.712	43.712	23.79	4.72
	25.09	43.746	1.01	43.746	43.746	20.65	3.14	43.746	43.746	20.65	3.14
	24.08	43.742	1.81	43.742	43.742	10.14	10.14	43.742	43.742	10.14	10.14
	22.27	43.751	5.71	43.751	43.751	10.51	2.74	43.751	43.751	10.51	2.74
	16.58	43.684	35.11	43.684	43.684	7.77	2.10	43.684	43.684	7.77	2.10
						5.67	2.12	43.684	43.684	5.67	2.12
						3.55	2.12	43.684	43.684	3.55	2.12
						1.43	1.43	43.684	43.684	1.43	1.43
						0.00	1.23	43.684	43.684	0.00	1.23
						1.23	2.14	43.684	43.684	1.23	2.14
						3.37	2.12	43.684	43.684	3.37	2.12
						5.49	9.61	43.684	43.684	5.49	9.61
						18.03	5.76	43.684	43.684	18.03	5.76
						15.10	2.93	43.684	43.684	15.10	2.93
						23.79	4.74	43.684	43.684	23.79	4.74
						28.53	2.95	43.684	43.684	28.53	2.95
						31.48	31.48	43.684	43.684	31.48	31.48
						44.018	44.018	43.684	43.684	44.018	44.018
						33.12	1.90	43.684	43.684	33.12	1.90
						35.02	8.15	43.684	43.684	35.02	8.15
						43.17	3.13	43.684	43.684	43.17	3.13
						44.122	44.122	43.684	43.684	44.122	44.122
						46.30	46.30	43.684	43.684	46.30	46.30

PROFLO 001
 SEZIONE R1-16
 PROGRESSIVA 2+21.35
 RIPIANTO 149.74 m²



PROFLO	SEZIONE	PROGRESSIVA	RIPIANTO
001	R1-16	2+21.35	149.74 m²

PROFLO	SEZIONE	PROGRESSIVA	RIPIANTO
001	R1-16	2+21.35	149.74 m²

PROFILO 001

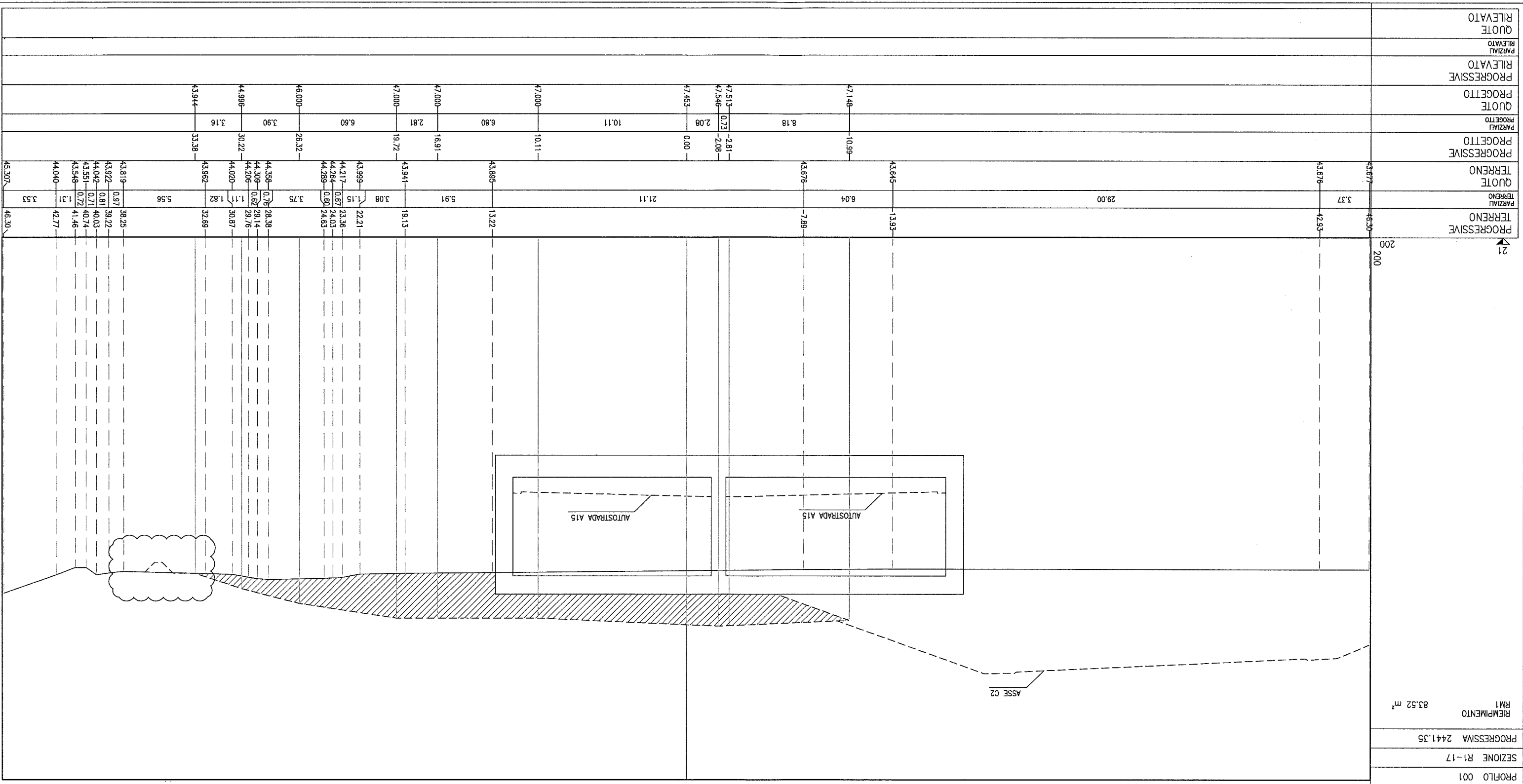
SEZIONE R1-17

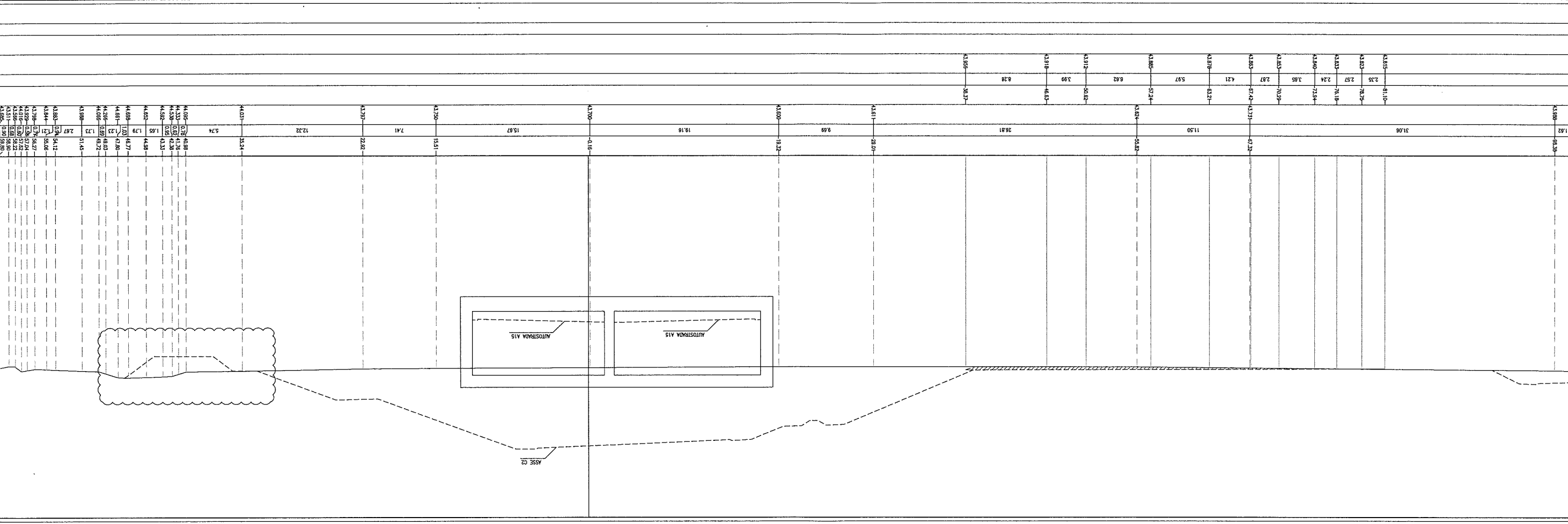
PROGRESSIVA 2441.35

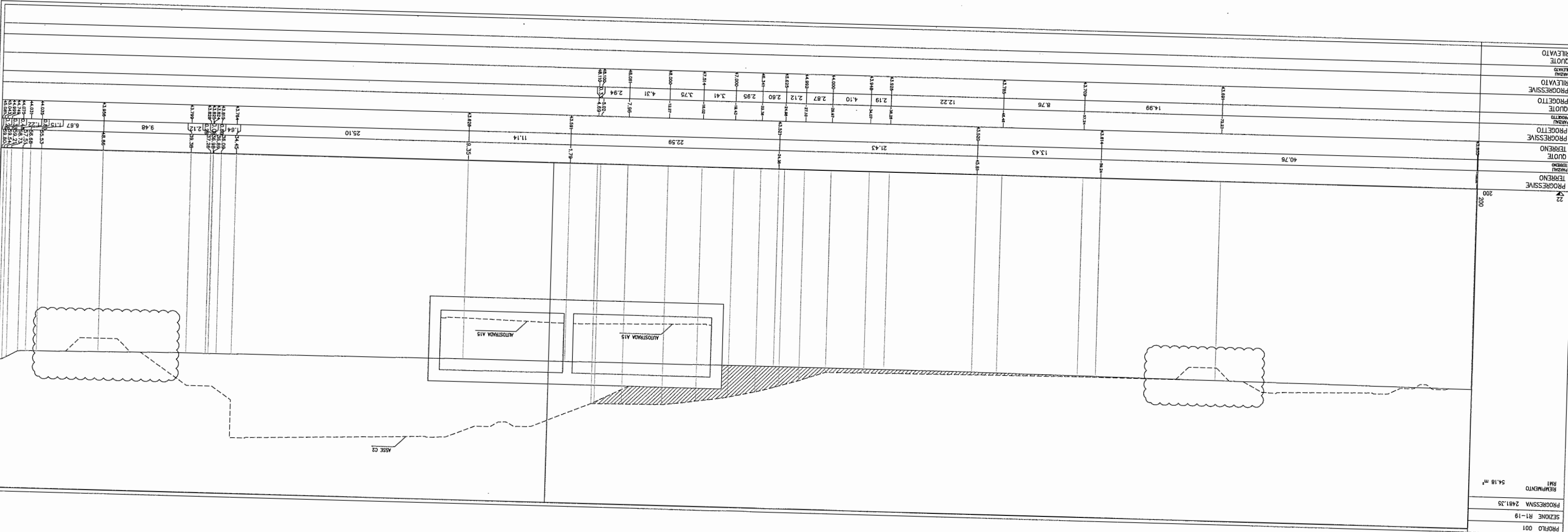
RIPAMMENTO

RM1

83.52 m²



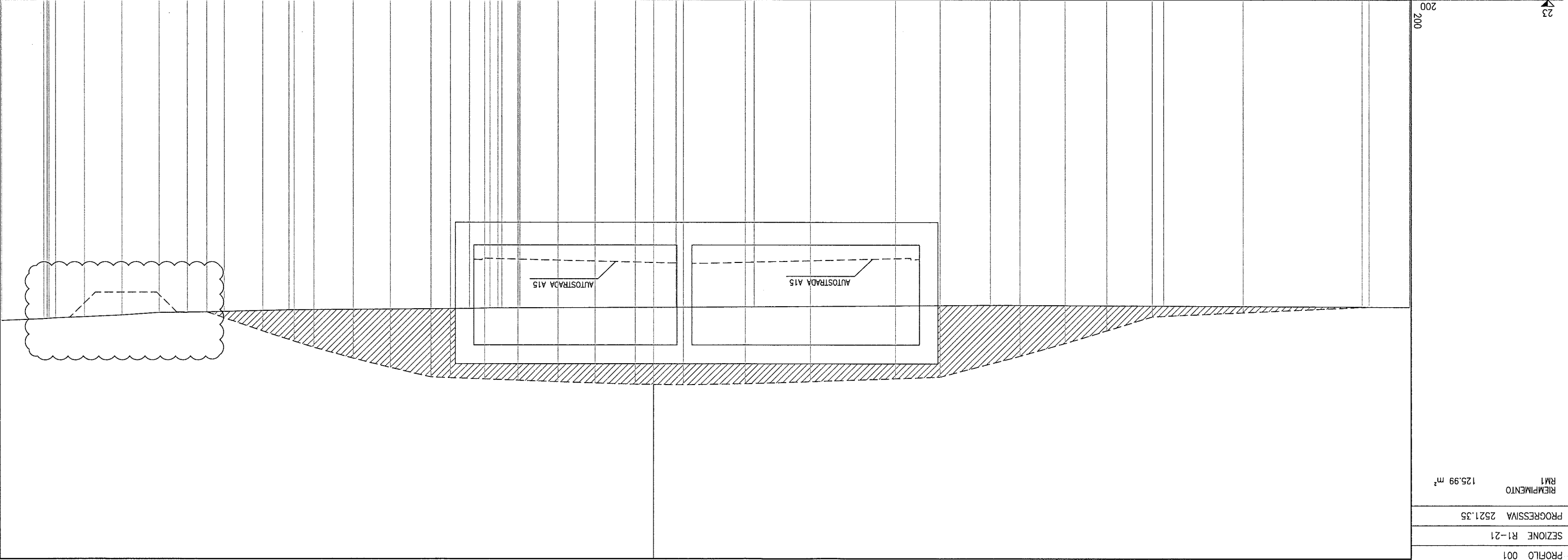




PROFILO 001
SEZIONE R1-19
PROGRESSIVA 2481,35
RIPARTIMENTO 54,18 m
22
PROGRESSIVA 200
QUOTE TERRENO
TERRENO
QUOTE TERRENO
TERRENO
PROGRESSIVA TERRENO
PROGRESSIVO
PROGRESSIVO
PROGRESSIVO
QUOTE RILIEVATO
PROGRESSIVO
QUOTE RILIEVATO
PROGRESSIVO
PROGRESSIVO
PROGRESSIVO
PROGRESSIVO
PROGRESSIVO

PROFLO 001
SEZIONE R1-21
PROGRESSIVA 2521,35
RIPIEIMENTO 125,99 m²

PROGRESSIVO	TERRENO	PROGRESSIVO	TERRENO	QUOTE	PROGRESSIVO	PROGETTO	QUOTE	PROGRESSIVO	PROGETTO	QUOTE	RILEVATO	PROGRESSIVO	PROGETTO	QUOTE	RILEVATO	PROGRESSIVO	PROGETTO	QUOTE	RILEVATO
23	4850	4850	4850	3.10	4850	4850	3.10	4850	4850	3.10	4850	4850	4850	4850	4850	4850	4850	4850	4850
200	4850	4850	4850	13.09	4850	4850	13.09	4850	4850	13.09	4850	4850	4850	4850	4850	4850	4850	4850	4850
	4850	4850	4850	11.44	4850	4850	11.44	4850	4850	11.44	4850	4850	4850	4850	4850	4850	4850	4850	4850
	4850	4850	4850	15.54	4850	4850	15.54	4850	4850	15.54	4850	4850	4850	4850	4850	4850	4850	4850	4850
	4850	4850	4850	5.13	4850	4850	5.13	4850	4850	5.13	4850	4850	4850	4850	4850	4850	4850	4850	4850
	4850	4850	4850	1.50	4850	4850	1.50	4850	4850	1.50	4850	4850	4850	4850	4850	4850	4850	4850	4850
	4850	4850	4850	6.63	4850	4850	6.63	4850	4850	6.63	4850	4850	4850	4850	4850	4850	4850	4850	4850
	4850	4850	4850	8.75	4850	4850	8.75	4850	4850	8.75	4850	4850	4850	4850	4850	4850	4850	4850	4850
	4850	4850	4850	12.09	4850	4850	12.09	4850	4850	12.09	4850	4850	4850	4850	4850	4850	4850	4850	4850
	4850	4850	4850	10.25	4850	4850	10.25	4850	4850	10.25	4850	4850	4850	4850	4850	4850	4850	4850	4850
	4850	4850	4850	6.71	4850	4850	6.71	4850	4850	6.71	4850	4850	4850	4850	4850	4850	4850	4850	4850
	4850	4850	4850	30.65	4850	4850	30.65	4850	4850	30.65	4850	4850	4850	4850	4850	4850	4850	4850	4850
	4850	4850	4850	32.50	4850	4850	32.50	4850	4850	32.50	4850	4850	4850	4850	4850	4850	4850	4850	4850
	4850	4850	4850	34.95	4850	4850	34.95	4850	4850	34.95	4850	4850	4850	4850	4850	4850	4850	4850	4850
	4850	4850	4850	37.36	4850	4850	37.36	4850	4850	37.36	4850	4850	4850	4850	4850	4850	4850	4850	4850
	4850	4850	4850	42.80	4850	4850	42.80	4850	4850	42.80	4850	4850	4850	4850	4850	4850	4850	4850	4850

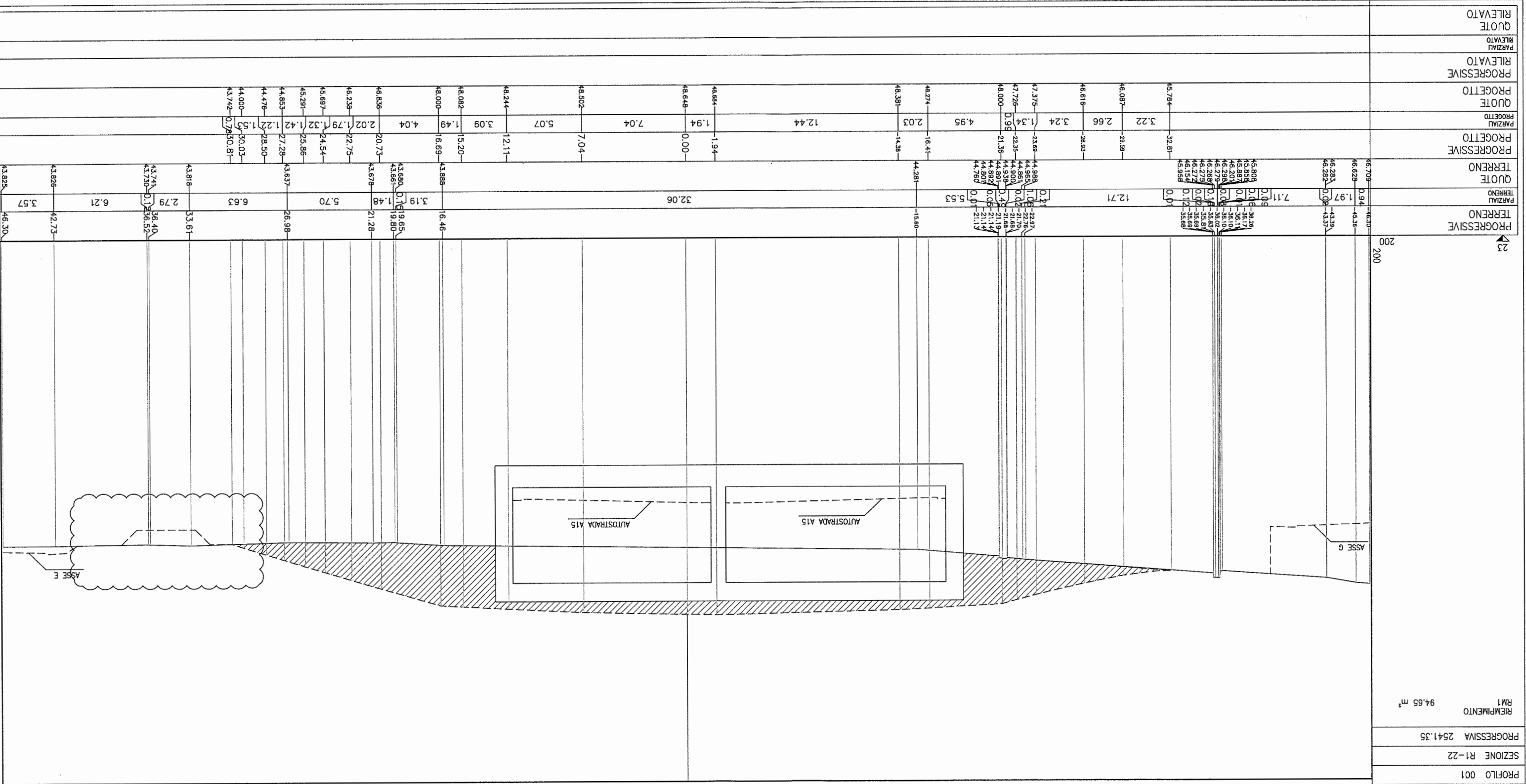


PROFLO 001

SEZIONE R1-22

PROGRESSIVA 2541.35

RIPAMIMENTO
RM1
94.65 m²



PROGRESSIVE
TERRENO

PARZIALI
TERRENO

QUOTE
TERRENO

PROGRESSIVE
PROGETTO

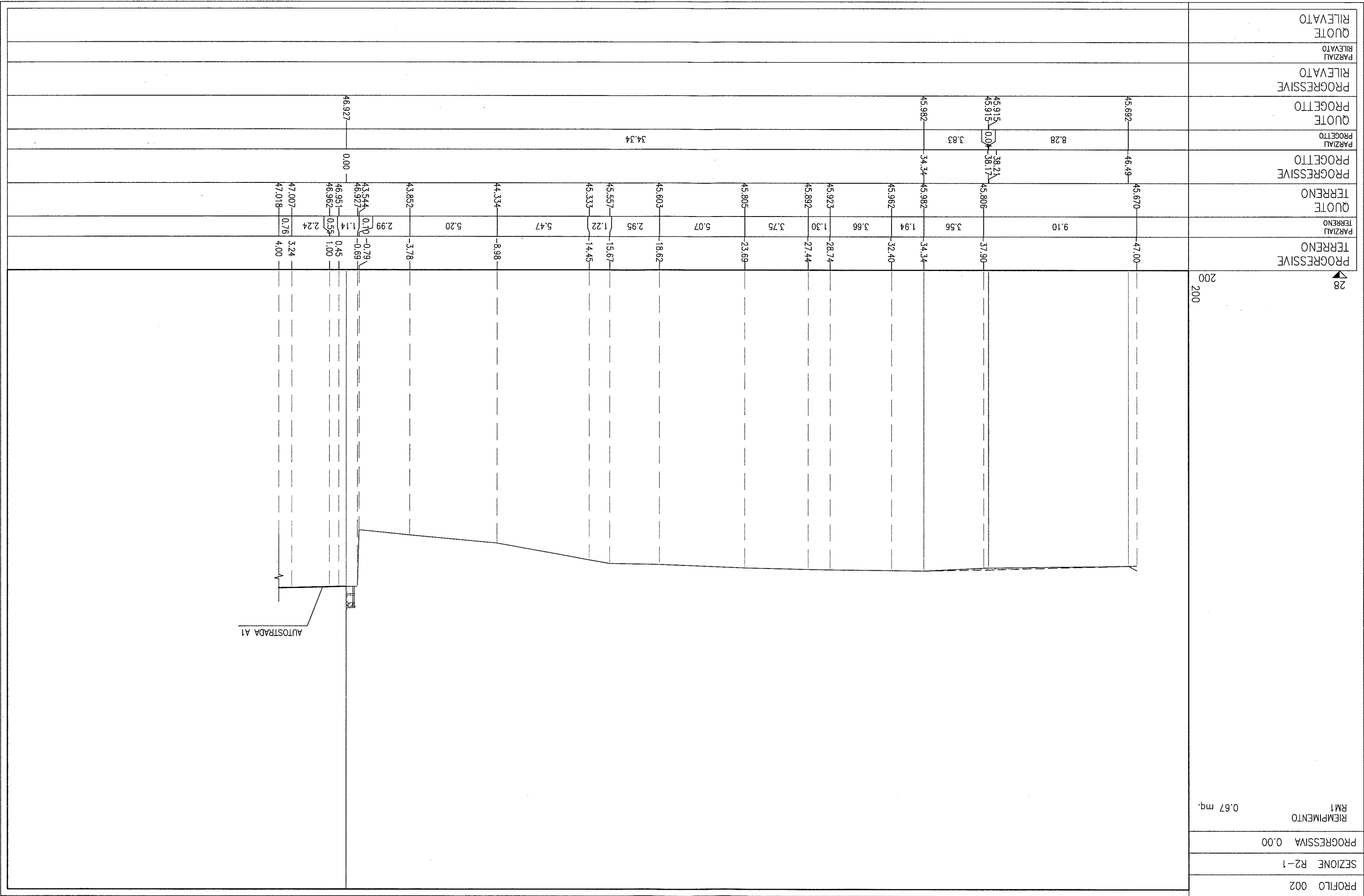
PARZIALI
PROGETTO

QUOTE
PROGETTO

PROGRESSIVE
RILEVATO

PARZIALI
RILEVATO

QUOTE
RILEVATO



AUTOSTRADA A1

RIEPIIMENTO RM1 0.67 mq.

PROGRESSIVA 0.00

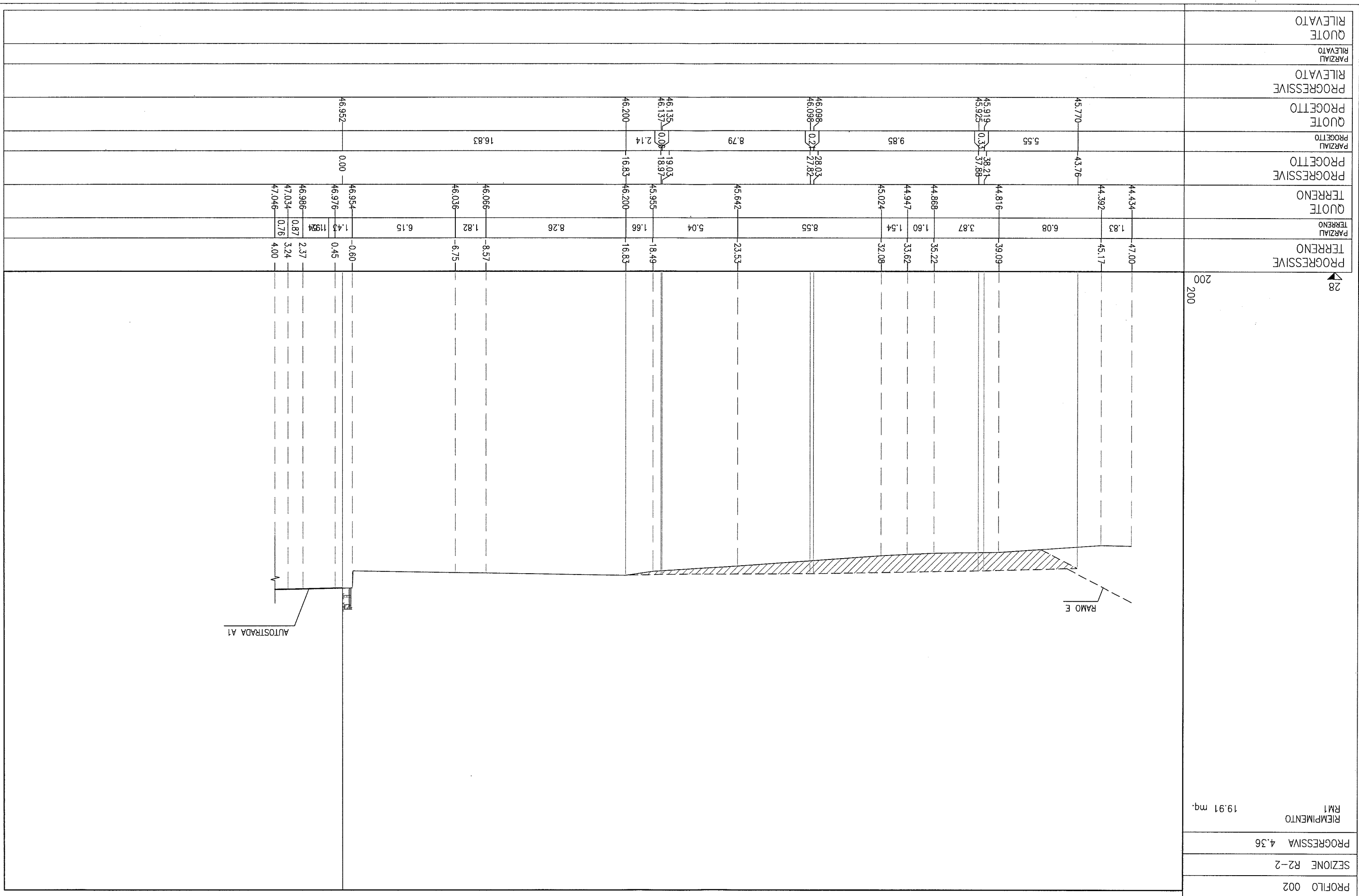
SEZIONE R2-1

PROFILO 002

28
200
200

PROFLO 002
 SEZIONE R2-2
 PROGRESSIVA 4.36
 RIEMPIMENTO
 RM1
 19.91 mq.

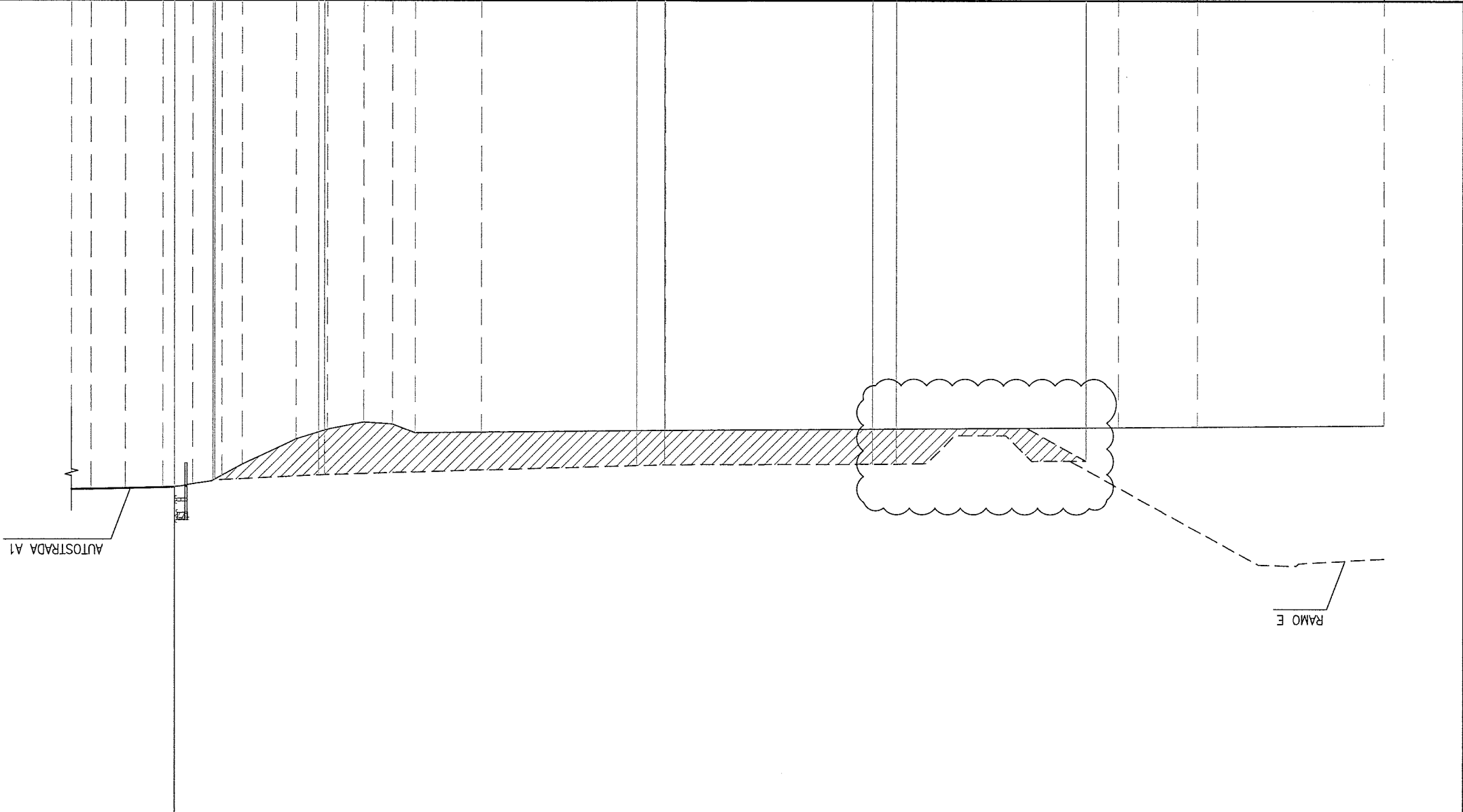
28
 200
 200

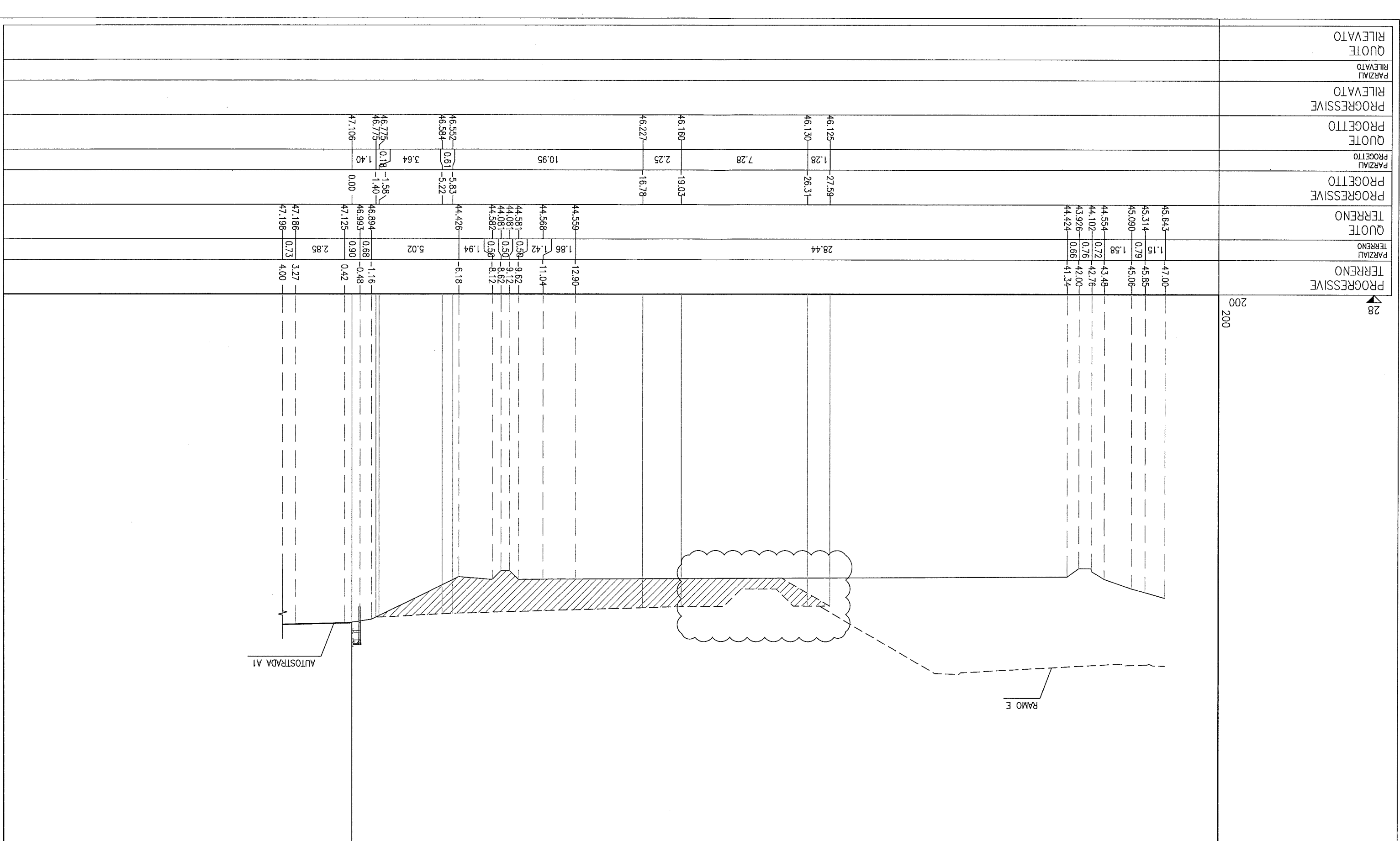


PROFILO 002
 SEZIONE R2-3
 PROGRESSIVA 16.51
 RIPIPIIMENTO RM1
 45.29 mq.

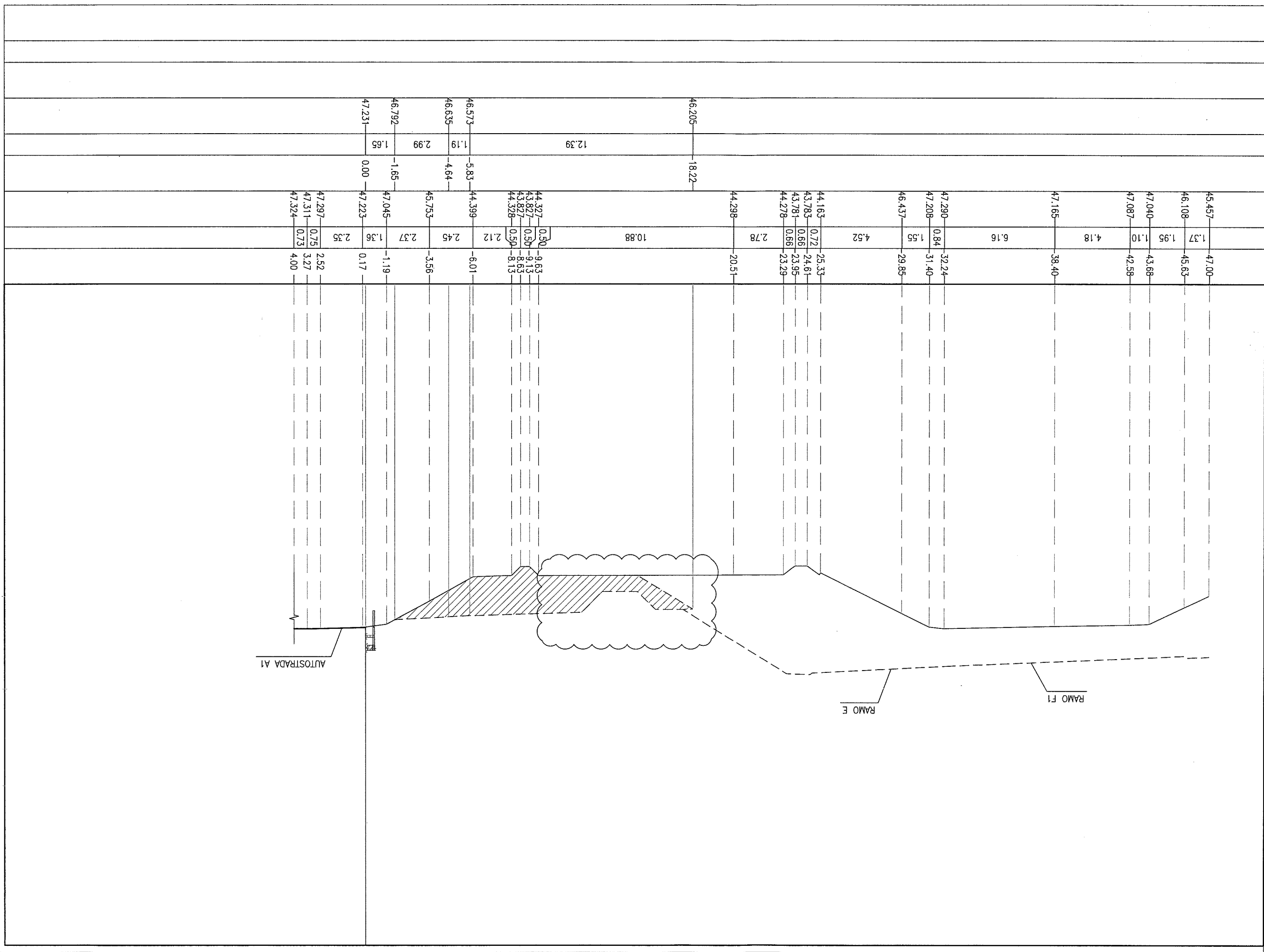
28
 200
 200

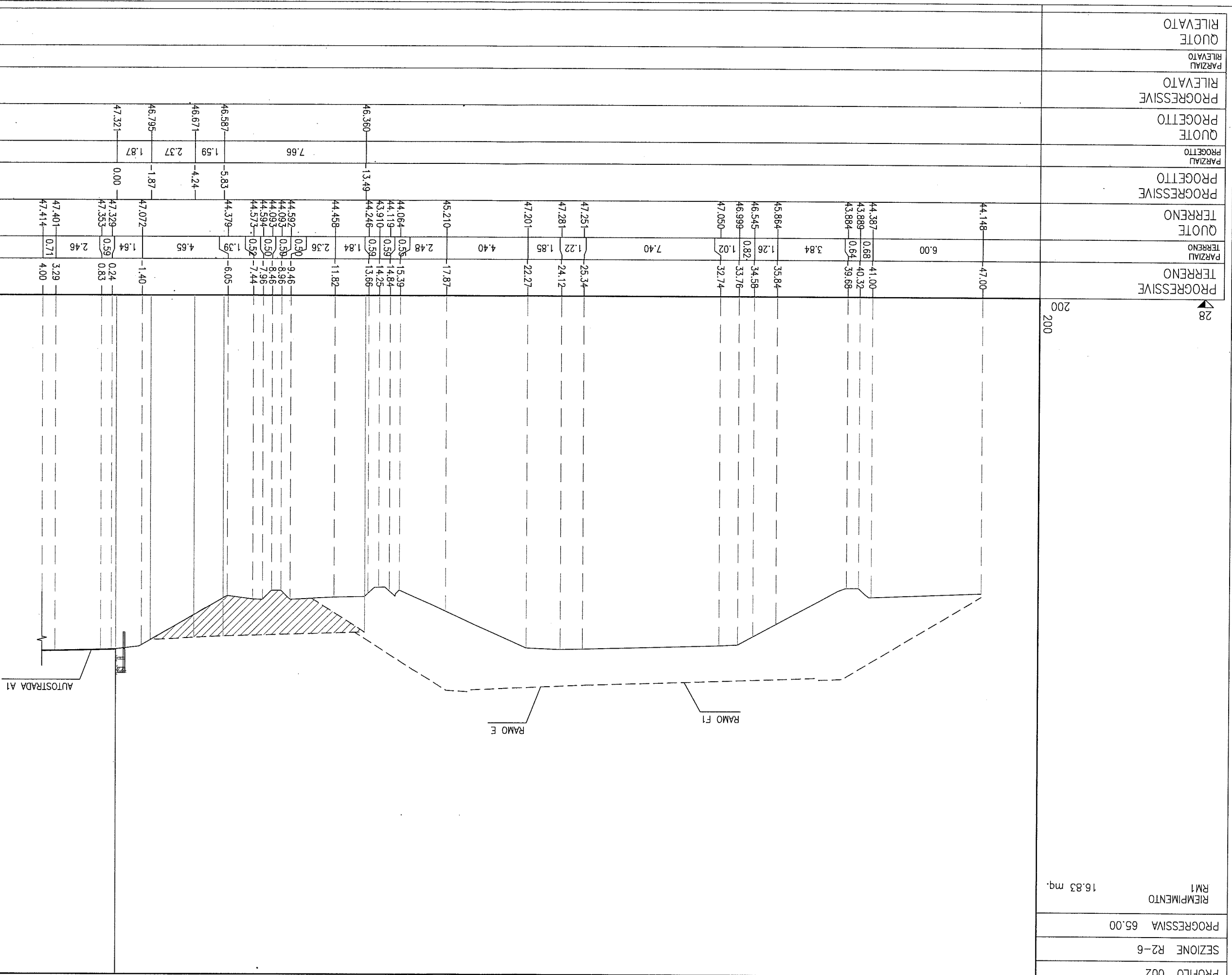
PROGRESSIVE TERRENO	PARZIAU TERRENO	QUOTE TERRENO	PROGRESSIVE TERRENO	PARZIAU TERRENO	QUOTE TERRENO	PROGRESSIVE PROGETTO	PARZIAU PROGETTO	QUOTE PROGETTO	PROGRESSIVE RILEVATO	PARZIAU RILEVATO	QUOTE RILEVATO
47.00	7.27	44.580	44.580	44.580	44.580	44.580	44.580	44.580	44.580	44.580	44.580
39.73	3.06	44.651	44.679	44.651	44.651	44.651	44.651	44.651	44.651	44.651	44.651
36.67	17.60	44.679	44.679	44.679	44.679	44.679	44.679	44.679	44.679	44.679	44.679
19.07	7.16	44.802	44.802	44.802	44.802	44.802	44.802	44.802	44.802	44.802	44.802
11.91	2.57	44.875	44.875	44.875	44.875	44.875	44.875	44.875	44.875	44.875	44.875
9.34	0.87	44.901	44.901	44.901	44.901	44.901	44.901	44.901	44.901	44.901	44.901
8.47	1.12	44.564	44.564	44.564	44.564	44.564	44.564	44.564	44.564	44.564	44.564
7.35	1.42	44.479	44.479	44.479	44.479	44.479	44.479	44.479	44.479	44.479	44.479
5.93	1.21	44.769	44.769	44.769	44.769	44.769	44.769	44.769	44.769	44.769	44.769
4.72	2.08	45.150	45.150	45.150	45.150	45.150	45.150	45.150	45.150	45.150	45.150
2.64	0.78	46.133	46.133	46.133	46.133	46.133	46.133	46.133	46.133	46.133	46.133
1.86	1.14	46.569	46.569	46.569	46.569	46.569	46.569	46.569	46.569	46.569	46.569
0.72	1.17	46.897	46.897	46.897	46.897	46.897	46.897	46.897	46.897	46.897	46.897
0.45	1.46	47.047	47.047	47.047	47.047	47.047	47.047	47.047	47.047	47.047	47.047
1.91	1.35	47.078	47.078	47.078	47.078	47.078	47.078	47.078	47.078	47.078	47.078
3.26	0.74	47.106	47.106	47.106	47.106	47.106	47.106	47.106	47.106	47.106	47.106
4.00	0.00	47.118	47.118	47.118	47.118	47.118	47.118	47.118	47.118	47.118	47.118



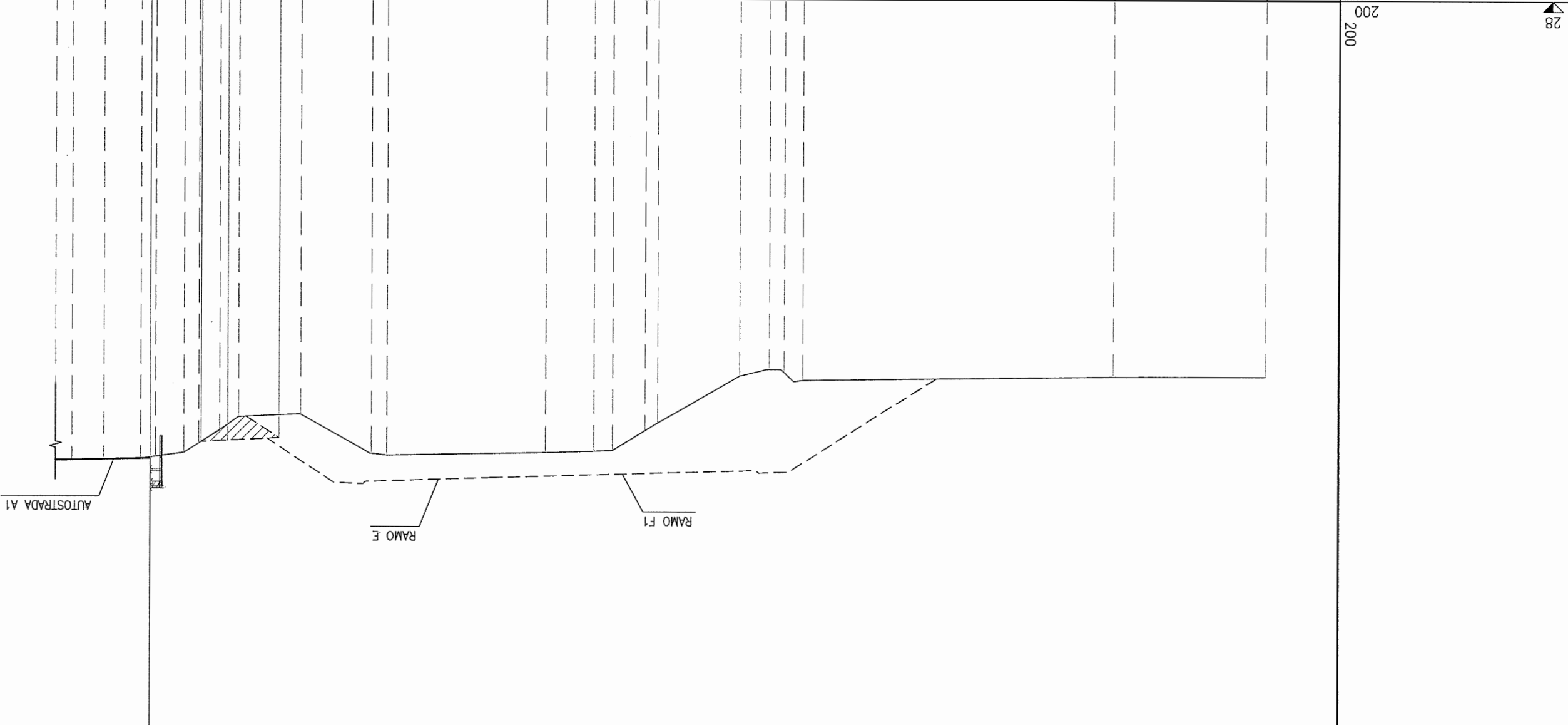


28
 200





PROFILO 002
 SEZIONE R2-8
 PROGRESSIVA 100.00
 RIEMPIMENTO
 RM1
 1.72 mq.

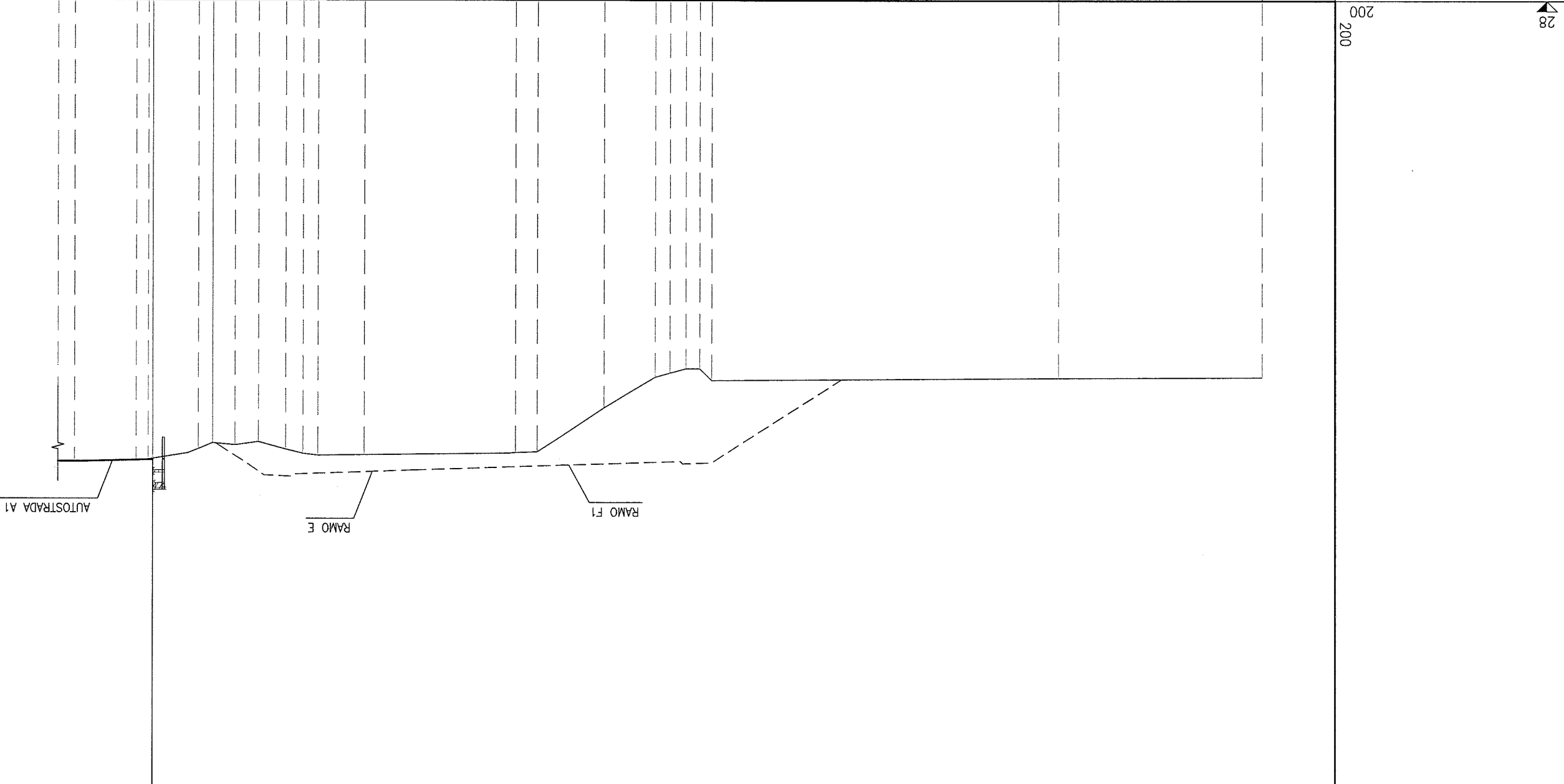


PROGRESSIVE TERRENO	TERRENO	PROGRESSIVE TERRENO	TERRENO	PROGRESSIVE TERRENO	TERRENO	PROGRESSIVE TERRENO	TERRENO
47.517	47.517	47.517	47.517	47.517	47.517	47.517	47.517
47.529	47.529	47.529	47.529	47.529	47.529	47.529	47.529
47.567	47.567	47.567	47.567	47.567	47.567	47.567	47.567
47.599	47.599	47.599	47.599	47.599	47.599	47.599	47.599
47.611	47.611	47.611	47.611	47.611	47.611	47.611	47.611
47.275	47.275	47.275	47.275	47.275	47.275	47.275	47.275
46.882	46.882	46.882	46.882	46.882	46.882	46.882	46.882
46.326	46.326	46.326	46.326	46.326	46.326	46.326	46.326
45.758	45.758	45.758	45.758	45.758	45.758	45.758	45.758
46.844	46.844	46.844	46.844	46.844	46.844	46.844	46.844
47.237	47.237	47.237	47.237	47.237	47.237	47.237	47.237
47.180	47.180	47.180	47.180	47.180	47.180	47.180	47.180
47.140	47.140	47.140	47.140	47.140	47.140	47.140	47.140
46.303	46.303	46.303	46.303	46.303	46.303	46.303	46.303
45.980	45.980	45.980	45.980	45.980	45.980	45.980	45.980
43.976	43.976	43.976	43.976	43.976	43.976	43.976	43.976
43.703	43.703	43.703	43.703	43.703	43.703	43.703	43.703
43.822	43.822	43.822	43.822	43.822	43.822	43.822	43.822
44.146	44.146	44.146	44.146	44.146	44.146	44.146	44.146
43.964	43.964	43.964	43.964	43.964	43.964	43.964	43.964
43.953	43.953	43.953	43.953	43.953	43.953	43.953	43.953

PROGRESSIVE TERRENO
 28
 200

RIEMPIMENTO
 RM1
 1.72 mq.

PROFILO 002
 SEZIONE R2-8
 PROGRESSIVA 100.00



PROGRESSIVE	TERRENO	QUOTE	PROGRESSIVE	TERRENO	QUOTE	PROGRESSIVE	TERRENO	QUOTE	PROGRESSIVE	TERRENO	QUOTE
28	PROGRESSIVE	47.00	44.027	TERRENO	44.027	PROGRESSIVE	47.587	QUOTE	PROGRESSIVE	47.587	QUOTE
200	PROGRESSIVE	38.36	44.068	TERRENO	44.068	PROGRESSIVE	46.875	QUOTE	PROGRESSIVE	46.875	QUOTE
200	PROGRESSIVE	14.67	44.068	TERRENO	44.068	PROGRESSIVE	47.372	QUOTE	PROGRESSIVE	47.372	QUOTE
200	PROGRESSIVE	8.64	44.068	TERRENO	44.068	PROGRESSIVE	47.393	QUOTE	PROGRESSIVE	47.393	QUOTE
200	PROGRESSIVE	0.34	44.068	TERRENO	44.068	PROGRESSIVE	47.313	QUOTE	PROGRESSIVE	47.313	QUOTE
200	PROGRESSIVE	0.61	44.068	TERRENO	44.068	PROGRESSIVE	47.134	QUOTE	PROGRESSIVE	47.134	QUOTE
200	PROGRESSIVE	0.67	44.068	TERRENO	44.068	PROGRESSIVE	46.827	QUOTE	PROGRESSIVE	46.827	QUOTE
200	PROGRESSIVE	0.67	44.068	TERRENO	44.068	PROGRESSIVE	46.956	QUOTE	PROGRESSIVE	46.956	QUOTE
200	PROGRESSIVE	0.62	44.068	TERRENO	44.068	PROGRESSIVE	46.875	QUOTE	PROGRESSIVE	46.875	QUOTE
200	PROGRESSIVE	2.16	44.068	TERRENO	44.068	PROGRESSIVE	47.124	QUOTE	PROGRESSIVE	47.124	QUOTE
200	PROGRESSIVE	2.83	44.068	TERRENO	44.068	PROGRESSIVE	47.588	QUOTE	PROGRESSIVE	47.588	QUOTE
200	PROGRESSIVE	0.92	44.068	TERRENO	44.068	PROGRESSIVE	47.604	QUOTE	PROGRESSIVE	47.604	QUOTE
200	PROGRESSIVE	15.37	44.068	TERRENO	44.068	PROGRESSIVE	47.665	QUOTE	PROGRESSIVE	47.665	QUOTE
200	PROGRESSIVE	8.98	44.068	TERRENO	44.068	PROGRESSIVE	47.677	QUOTE	PROGRESSIVE	47.677	QUOTE
200	PROGRESSIVE	1.98	44.068	TERRENO	44.068	PROGRESSIVE		QUOTE	PROGRESSIVE		QUOTE
200	PROGRESSIVE	0.63	44.068	TERRENO	44.068	PROGRESSIVE		QUOTE	PROGRESSIVE		QUOTE
200	PROGRESSIVE	0.73	44.068	TERRENO	44.068	PROGRESSIVE		QUOTE	PROGRESSIVE		QUOTE
200	PROGRESSIVE	5.64	44.068	TERRENO	44.068	PROGRESSIVE		QUOTE	PROGRESSIVE		QUOTE
200	PROGRESSIVE	4.47	44.068	TERRENO	44.068	PROGRESSIVE		QUOTE	PROGRESSIVE		QUOTE
200	PROGRESSIVE	3.47	44.068	TERRENO	44.068	PROGRESSIVE		QUOTE	PROGRESSIVE		QUOTE
200	PROGRESSIVE	2.54	44.068	TERRENO	44.068	PROGRESSIVE		QUOTE	PROGRESSIVE		QUOTE
200	PROGRESSIVE	1.94	44.068	TERRENO	44.068	PROGRESSIVE		QUOTE	PROGRESSIVE		QUOTE
200	PROGRESSIVE	0.20	44.068	TERRENO	44.068	PROGRESSIVE		QUOTE	PROGRESSIVE		QUOTE
200	PROGRESSIVE	0.70	44.068	TERRENO	44.068	PROGRESSIVE		QUOTE	PROGRESSIVE		QUOTE
200	PROGRESSIVE	3.30	44.068	TERRENO	44.068	PROGRESSIVE		QUOTE	PROGRESSIVE		QUOTE
200	PROGRESSIVE	4.00	44.068	TERRENO	44.068	PROGRESSIVE		QUOTE	PROGRESSIVE		QUOTE

AUTOSTRADA A1
 RAMO F1
 RAMO E