SCHACHT A / POZZETTO A

Schnitt 1-1, M 1:25 /
Sezione 1-1, Scala 1:25

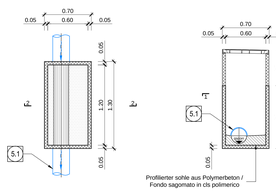

Schnitt 2-2, M 1:25 /
Sezione 2-2, Scala 1:25

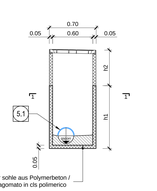

Profilierter sohle aus Polymerbeton /
Fondo sagomato in cls polimerico

SCHACHT F / POZZETTO F

Schnitt 1-1, M 1:25 /
Sezione 1-1, Scala 1:25

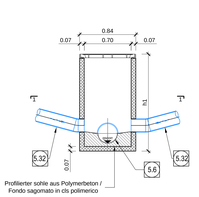

Schnitt 2-2, M 1:25 /
Sezione 2-2, Scala 1:25

Profilierter sohle aus Polymerbeton /
Fondo sagomato in cls polimerico

SCHACHT H / POZZETTO H

Schnitt 1-1, M 1:25 /
Sezione 1-1, Scala 1:25

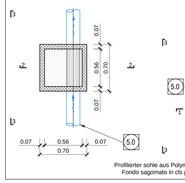

Schnitt 2-2, M 1:25 /
Sezione 2-2, Scala 1:25

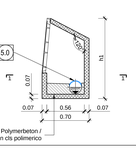

Ansicht 3-3, M 1:25 /
Vista 3-3, Scala 1:25

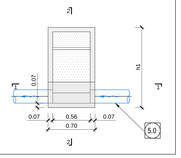

Profilierter sohle aus Polymerbeton /
Fondo sagomato in cls polimerico

SCHACHT Q / POZZETTO Q

Schnitt 1-1, M 1:25 /
Sezione 1-1, Scala 1:25

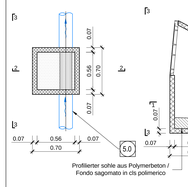

Schnitt 2-2, M 1:25 /
Sezione 2-2, Scala 1:25

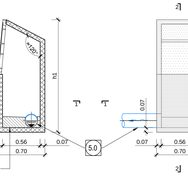

Ansicht 3-3, M 1:25 /
Vista 3-3, Scala 1:25

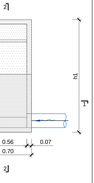

Profilierter sohle aus Polymerbeton /
Fondo sagomato in cls polimerico

SCHACHT T / POZZETTO T

Schnitt 1-1, M 1:25 /
Sezione 1-1, Scala 1:25

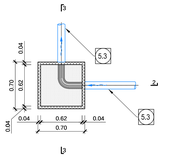

Schnitt 2-2, M 1:25 /
Sezione 2-2, Scala 1:25

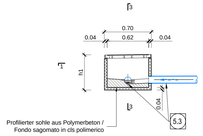

Schnitt 3-3, M 1:25 /
Sezione 3-3, Scala 1:25

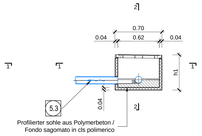

Profilierter sohle aus Polymerbeton /
Fondo sagomato in cls polimerico

Profilierter sohle aus Polymerbeton /
Fondo sagomato in cls polimerico

5.0	Umrandrange, geschlitzes Rohr DN/OD 200 mm DN/ID 182 mm aus PP SN16 / Ringrand aus Polymerbeton, Außenmaße 84x84 cm microfessurato DN/OD 200 mm DN/ID 182 mm in PP SN16
5.1	Umrandrange, geschlitzes Rohr DN/OD 250 mm DN/ID 228 mm aus PP SN16 / Ringrand aus Polymerbeton, Außenmaße 84x84 cm microfessurato DN/OD 250 mm DN/ID 228 mm in PP SN16
5.3	Fahrbahnentwässerung, nicht geschlitztes Rohr DN/OD 110 mm DN/ID 100 mm aus PP SN16 / Dreieckgitter aus Polymerbeton, Außenmaße 84x84 cm microfessurato DN/OD 110 mm DN/ID 100 mm in PP SN16
5.4	Fahrbahnentwässerung, nicht geschlitztes Rohr DN/OD 160 mm DN/ID 146 mm aus PP SN16 / Dreieckgitter aus Polymerbeton, Außenmaße 84x84 cm microfessurato DN/OD 160 mm DN/ID 146 mm in PP SN16
5.5	Fahrbahnentwässerung, nicht geschlitztes Rohr DN/OD 315 mm DN/ID 288 mm aus PP SN16 / Dreieckgitter aus Polymerbeton, Außenmaße 84x84 cm microfessurato DN/OD 315 mm DN/ID 288 mm in PP SN16
5.6	Umrandrange, nicht geschlitztes Rohr DN/OD 315 mm DN/ID 288 mm aus PP SN16 / Dreieckgitter aus Polymerbeton, Außenmaße 84x84 cm microfessurato DN/OD 315 mm DN/ID 288 mm in PP SN16
5.9	Umrandrange, geschlitztes Rohr DN/OD 160 mm DN/ID 146 mm aus PP SN16 / Dreieckgitter aus Polymerbeton, Außenmaße 84x84 cm microfessurato DN/OD 160 mm DN/ID 146 mm in PP SN16
5.16	Sammelleitung DN 300 mm aus Edelstahl / Collettore in acciaio inossidabile DN 300 mm
5.32	Umrandrange, nicht geschlitztes Rohr DN/OD 200 mm DN/ID 182 mm aus PP SN16 / Ringrand aus Polymerbeton, Außenmaße 84x84 cm microfessurato DN/OD 200 mm DN/ID 182 mm in PP SN16
5.35	Kontrollschacht Umrandrange Typ F, Zugangstunnel Trens und Fensterstollen Mauls Fertigteil aus Polymerbeton, Außenmaße 84x154 cm, mit Schachtdeckel aus Gusseisen mit Kugelgelenk 70x120 cm, Klasse B125 nach EN 124 vertiegelbar / Pozzetto TIPO F - Acque di falda, Galleria di accesso di Trens e Finestra di Mules Pozzetto prefabbricato in cls polimerico dim. est. 84x154 cm con chiusino in ghisa sferoidale dim. 70x120 cm bloccabile classe B125 secondo EN124
5.37	Arbeitsfuge aufgezeigt gem. EN 1992-1-1 Neigung nach statischen Erfordernissen
5.38	Giunto di ripresa scabro ver. EN 1992-1-1 Inclinazione secondo necessità statica
5.39	Noppenbahnstreifen, d=2cm Strisce di membrana bugnata, d=2cm
5.40	Sand 0.63/2mm für Verfüllung des Kanals der Löschwasserleitung Sabbia 0.63/2mm per posa condotta impianto idrico antincendio
5.41	Löschwasserleitung, GJS nach EN 545, EN 1563, Ø200 Condotta impianto idrico antincendio, tubi in ghisa sferoidale (GJS ser), EN 545, EN 1563 Ø200

ANMERKUNGEN / ANNOTAZIONI

1) Die Kilometrierungen der Querstollen entwickeln sich von Westen nach Osten / Le progressive dei cunicoli trasversali si sviluppano da Ovest verso Est.
2) Alle in der Tabelle aufgelisteten Maße sind ohne Bautoleranz zu berücksichtigen. / Tutte le misure elencate in tabella sono da considerarsi al netto della tolleranza di costruzione.
3) Die Durchflussquoten für Zugangstunnel, Fensterstollen Mauls und dazugehörige Bauwerke sind vom absoluten Bezugssystem geliefert. / Per la Galleria di accesso, la Finestra di Mules e le opere annesse le quote di scorrimento sono fornite nel sistema di riferimento assoluto.
4) Die Durchflussquoten sind für die Queschläge auf die FOK bezogen. / Per i Cunicoli le quote di scorrimento sono relative al FOK.
5) Anzahl und Eingangsquoten der Rohre in die Schächte sind indikativ. Der im Laufe der Innenschalenausführung errichteter Schachttiefi variiert je nach dessen Kilometrierungsposition / Il numero e la quota di ingresso dei tubi nei pozzetti sono indicativi. La parte di pozzetto messa in opera nel corso dell'esecuzione dei rivestimenti definitivi varia a seconda della progressiva a cui il pozzetto è posizionato.
6) Die Schächte aus Polymerbeton müssen dem aggressiven Wasser in Klasse XA3 standhalten (UNI-EN Norm 206-1) / I pozzetti in calcestruzzo polimerico dovranno resistere all'azione di acque aggressive in classe XA3 (norma UNI-EN 206-1).
7) Alle Kontrollschächte über 1.50 m hoch werden mit sämtlichen notwendigen Sicherheitsausstattungen ausgerüstet sein, wie Steigleiter mit Fallschutz und rutschfeste Stufen. / Tutti i pozzetti d'ispezione con altezza superiore a 1.50 m saranno dotati di tutte le attrezzature di sicurezza necessarie quali scale alla marinara con protezione anticaduta e scalini antiscivolo.

SCHACHT R / POZZETTO R

Schnitt 1-1, M 1:25 /
Sezione 1-1, Scala 1:25

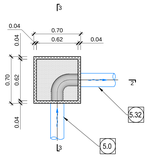

Schnitt 2-2, M 1:25 /
Sezione 2-2, Scala 1:25

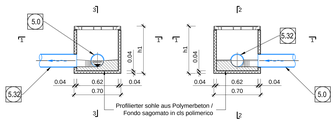

Schnitt 3-3 M 1:25 /
Sezione 3-3, Scala 1:25

Profilierter sohle aus Polymerbeton /
Fondo sagomato in cls polimerico

SCHACHT S / POZZETTO S

Schnitt 1-1, M 1:25 /
Sezione 1-1, Scala 1:25

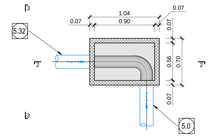

Schnitt 2-2, M 1:25 /
Sezione 2-2, Scala 1:25

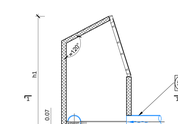

Ansicht 3-3, M 1:25 /
Vista 3-3, Scala 1:25

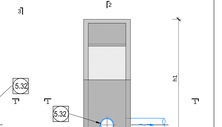

Profilierter sohle aus Polymerbeton /
Fondo sagomato in cls polimerico

SCHACHT P / POZZETTO P

Schnitt 1-1, M 1:25 /
Sezione 1-1, Scala 1:25

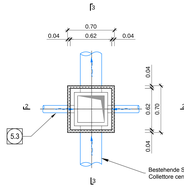

Bestehende Sammelleitung Ø 300 mm /
Collettore centrale esistente Ø 300 mm

Schnitt 2-2, M 1:25 /
Sezione 2-2, Scala 1:25

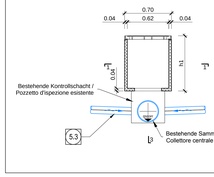

Bestehende Kontrollschacht /
Pozzetto d'ispezione esistente

Bestehende Sammelleitung Ø 300 mm /
Collettore centrale esistente Ø 300 mm

Schnitt 3-3, M 1:25 /
Sezione 3-3, Scala 1:25

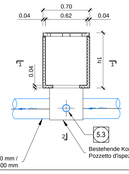

Bestehende Sammelleitung Ø 300 mm /
Collettore centrale esistente Ø 300 mm

Bestehende Kontrollschacht /
Pozzetto d'ispezione esistente

SCHACHT P1 / POZZETTO P1

Schnitt 1-1, M 1:25 /
Sezione 1-1, Scala 1:25

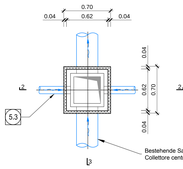

Bestehende Sammelleitung Ø 300 mm /
Collettore centrale esistente Ø 300 mm

Schnitt 2-2, M 1:25 /
Sezione 2-2, Scala 1:25

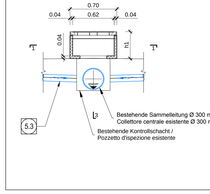

Bestehende Sammelleitung Ø 300 mm /
Collettore centrale esistente Ø 300 mm

Bestehende Kontrollschacht /
Pozzetto d'ispezione esistente

Schnitt 3-3, M 1:25 /
Sezione 3-3, Scala 1:25

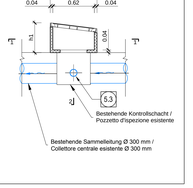

Bestehende Kontrollschacht /
Pozzetto d'ispezione esistente

Bestehende Sammelleitung Ø 300 mm /
Collettore centrale esistente Ø 300 mm

Detail Noppenbahn / Dettaglio membrana bugnata

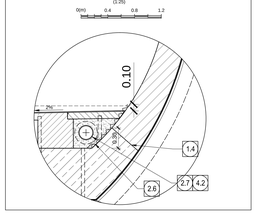

Referenzdokumente
Documenti di riferimento

02_H61_WB_993_KLP_D0700_16108	Lageplan hydraulische Planung (Blatt 8/14)	Planimetria idraulica di progetto (Tav. 8/14)
02_H61_WB_993_KLP_D0700_16109	Lageplan hydraulische Planung (Blatt 9/14)	Planimetria idraulica di progetto (Tav. 9/14)
02_H61_WB_993_KLP_D0700_16110	Lageplan hydraulische Planung (Blatt 10/14)	Planimetria idraulica di progetto (Tav. 10/14)
02_H61_WB_993_KLP_D0700_16111	Lageplan hydraulische Planung (Blatt 11/14)	Planimetria idraulica di progetto (Tav. 11/14)
02_H61_WB_993_KDP_D0700_16315	Schächte Details (Blatt 1/4)	Particolari pozzetti (Tav. 1/4)
02_H61_WB_993_KDP_D0700_16316	Schächte Details (Blatt 2/4)	Particolari pozzetti (Tav. 2/4)
02_H61_WB_993_KDP_D0700_16317	Schächte Details (Blatt 3/4)	Particolari pozzetti (Tav. 3/4)
02_H61_WB_993_KEN_D0700_16355	Hydraulische Details Fensterstollens Mauls und angrenzende Bauwerke	Particolari idraulici Finestra di Mules e opere annesse

Bearbeitungsstand
Stato di elaborazione

Revision Revisione	Änderungen Modifiche	Verantwortlicher Änderung Responsabile modifica	Datum Data
20	Überarbeitung infolge Genehmigung Nr. 1 vom 17.10.2014 / Revisione a seguito VDS n° del 17.10.14	Reutlinger	04.12.2014
21	Abgabe für Ausschreibung / Emissione per Appalto	Reutlinger	30.01.2015

SCHÄCHTE GRUNDWASSER / POZZETTI PER ACQUA DI FALDA

Zugangstunnel Trens / Galleria di accesso Trens

POZZ.	PK_{GA}	q scorr	TYP/TIPO	h1
GA1	0.1+0.00	754.281	F	1.450
GA2	0.2+0.00	753.635	F	1.450
GA3	0.3+0.00	752.916	F	1.450
GA4	0.4+0.00	746.916	F	1.450
GA5	0.5+0.00	744.786	F	1.450
GA6	0.6+0.00	744.351	F	1.450
GA7	0.7+0.00	743.916	F	1.450
GA8	0.8+0.00	743.481	F	1.450
GA9	0.9+0.00	743.046	F	1.450
GA10	1+0.00	742.611	F	1.450
GA11	1.1+0.00	742.176	F	1.450
GA12	1.2+0.00	741.741	F	1.450
GA13	1.3+0.00	741.306	F	1.450
GA14	1.4+0.00	740.871	F	1.450
GA15	1.5+0.00	740.436	F	1.450
GA16	1.6+0.00	740.001	F	1.450
GA17	1.7+0.00	739.566	F	1.450
GA18	1.8+0.00	739.131	F	1.450
GA19	1.9+0.00	738.696	F	1.450
GA20	2+0.00	738.261	F	1.450
GA21	2.1+0.00	737.826	F	1.450
GA22	2.2+0.00	737.391	F	1.450
GA23	2.3+0.00	736.956	F	1.450
GA24	2.4+0.00	736.521	F	1.450
GA25	2.5+0.00	736.086	F	1.450
GA26	2.6+0.00	735.651	F	1.450
GA27	2.7+0.00	735.216	F	1.450
GA28	2.8+0.00	734.781	F	1.450
GA29	2.9+0.00	734.346	F	1.450
GA30	3+0.00	733.911	F	1.450
GA31	3.1+0.00	733.476	F	1.450
GA32	3.2+0.00	733.041	F	1.450
GA33	3.3+0.00	732.606	F	1.450
GA34	3.4+0.00	732.171	F	1.450
GA35	3.5+0.00	731.736	F	1.450
GA36	3.6+0.00	731.301	F	1.450
GA37	3.7+0.00	730.866	F	1.450
GA38	3.75+1.19	730.900	F	1.450
GA39	3.77+3.87	730.847	F	1.850

POZZ.	PK_{GA}	q scorr	TYP/TIPO	h1
GF1	0.1+0.00	754.966	A	0.700
GF5	0.5+0.00	745.471	A	0.700
GF7	0.4+0.00	747.601	A	0.700
GF9	0.5+0.00	745.471	A	0.700
GF11	0.6+0.00	745.036	A	0.700
GF13	0.7+0.00	744.601	A	0.700
GF15	0.8+0.00	744.166	A	0.700
GF17	0.9+0.00	743.731	A	0.700
GF19	1+0.00	743.296	A	0.700
GF21	1.1+0.00	742.861	A	0.700
GF23	1.2+0.00	742.426	A	0.700
GF25	1.3+0.00	741.991	A	0.700
GF27	1.4+0.00	741.556	A	0.700
GF29	1.5+0.00	741.121	A	0.700
GF31	1.6+0.00	740.686	A	0.700
GF33	1.7+0.00	740.251	A	0.700
GF35	1.8+0.00	739.816	A	0.700
GF37	1.9+0.00	739.381	A	0.700
GF39	2+0.00	738.946	A	0.700
GF41	2.1+0.00	738.511	A	0.700
GF43	2.2+0.00	738.076	A	0.700
GF45	2.3+0.00	737.641	A	0.700
GF47	2.4+0.00	737.206	A	0.700
GF49	2.5+0.00	736.771	A	0.700
GF51	2.6+0.00	736.336	A	0.700
GF53	2.7+0.00	735.901	A	0.700
GF55	2.8+0.00	735.466	A	0.700
GF57	2.9+0.00	735.031	A	0.700
GF59	3+0.00	734.596	A	0.700
GF61	3.1+0.00	734.161	A	0.700
GF63	3.2+0.00	733.726	A	0.700
GF65	3.3+0.00	733.291	A	0.700
GF67	3.4+0.00	732.856	A	0.700
GF69	3.5+0.00	732.421	A	0.700
GF71	3.6+0.00	731.986	A	0.700
GF73	3.7+0.00	731.551	A	0.700
GF75	3.75+1.19	731.314	A	0.700

POZZ.	PK_{GA}	q scorr	TYP/TIPO	h1
GF2	0.1+0.00	754.966	A	0.940
GF4	0.2+0.00	754.320	A	0.940
GF6	0.3+0.00	751.601	A	0.940
GF8	0.4+0.00	747.601	A	0.940
GF10	0.5+0.00	745.471	A	0.940
GF12	0.6+0.00	745.036	A	0.940
GF14	0.7+0.00	744.601	A	0.940
GF16	0.8+0.00	744.166	A	0.940
GF18	0.9+0.00	743.731	A	0.940
GF20	1+0.00	743.296	A	0.940
GF22	1.1+0.00	742.861	A	0.940
GF24	1.2+0.00	742.426	A	0.940
GF26	1.3+0.00	741.991	A	0.940
GF28	1.4+0.00	741.556	A	0.940
GF30	1.5+0.00	741.121	A	0.940
GF32	1.6+0.00	740.686	A	0.940
GF34	1.7+0.00	740.251	A	0.940
GF36	1.8+0.00	739.816	A	0.940
GF38	1.9+0.00	739.381	A	0.940
GF40	2+0.00	738.946	A	0.940
GF42	2.1+0.00	738.511	A	0.940
GF44	2.2+0.00	738.076	A	0.940
GF46	2.3+0.00	737.641	A	0.940
GF48	2.4+0.00	737.206	A	0.940
GF50	2.5+0.00	736.771	A	0.940
GF52	2.6+0.00	736.336	A	0.940
GF54	2.7+0.00	735.901	A	0.940
GF56	2.8+0.00	735.466	A	0.940
GF58	2.9+0.00	735.031	A	0.940
GF60	3+0.00	734.596	A	0.940
GF62	3.1+0.00	734.161	A	0.940
GF64	3.2+0.00	733.726	A	0.940
GF66	3.3+0.00	733.291	A	0.940
GF68	3.4+0.00	732.856	A	0.940
GF70	3.5+0.00	732.421	A	0.940
GF72	3.6+0.00	731.986	A	0.940
GF74	3.7+0.00	731.551	A	0.940
GF76	3.75+1.19	731.294	A	0.940

Fensterstollen Mauls / Finestra di Mules

POZZ.	PK_{MAULS}	q scorr	TYP/TIPO	h1
TN1	0.04+5.59	868.471	H	1.190
TN2	0.14+5.59	860.106	H	1.190
TN3	0.24+5.59	850.748	H	1.190
TN4	0.34+5.59	841.391	H	1.190
TN5	0.44+5.59	832.034	H	1.190
TN6	0.54+5.59	822.676	H	1.190
TN7	0.64+5.59	813.319	H	1.190
TN8	0.74+5.59	803.962	H	1.190
TN9	0.84+5.59	794.605	H	1.190
TN10	0.94+5.59	785.247	H	1.190
TN11	1.04+5.59	775.890	H	1.190
TN12	1.14+5.59	766.533	H	1.190
TN13	1.24+5.59	757.175	H	1.190
TN14	1.34+5.59	747.818	H	1.190
TN15	1.44+5.59	738.461	H	1.190

POZZ.	PK_{MAULS}	q scorr	TYP/TIPO	h1
UN1	1.54+5.59	729.112	A	1.080

POZZ.	PK_{MAULS}	q scorr	TYP/TIPO	h1
US1	1.54+5.59	729.112	A	1.080
US2	1.60+7.59	724.736	A	1.310

POZZ.	PK_{MAULS}	q scorr	TYP/TIPO	h1
TS1	0.04+5.59	868.471	H	1.190
TS2	0.14+5.59	860.106	H	1.190
TS3	0.23+2.65	852.895	H	1.190
TS4	0.32+2.65	843.538	H	1.190
TS5	0.42+2.65	834.180	H	1.190
TS6	0.53+5.39	823.631	H	1.190
TS7	0.63+5.39	814.274	H	1.190
TS8	0.73+5.39	804.916	H	1.190
TS9	0.83+5.39	795.559	H	1.190
TS10	0.93+5.39	786.202	H	1.190
TS11	1.00+5.25	779.665	H	1.190
TS12	1.04+5.59	775.890	H	1.190
TS13	1.14+5.59	766.533	H	1.190
TS14	1.24+5.59	757.175	H	1.190
TS15	1.34+5.59	747.818	H	1.190
TS16	1.44+5.59	738.461	H	1.190

POZZ.	PK_{MAULS}	q scorr	TYP/TIPO	h1
TT1	1.50+8.74	730.810	F	1.930
TT2	1.60+7.59	724.526	F	1.310

POZZ.	PK_{MAULS}	q scorr	TYP/TIPO	h1
U1	1.61+1.43	724.278 724.698 724.208	F	1.38

Abschnitt A / Ramo A

POZZ.	PK_{RA}	q scorr	TYP/TIPO	h1
X1	0.01+3.03	724.070	P	0.820
X2	0.07+3.03	719.508	P	0.820
X3	0.19+3.03	715.140	P1	0.450

POZZ.	PK_{RA}	q scorr	TYP/TIPO	h1
ZN1	0.01+3.03	724.560	Q	1.910
ZN2	0.07+3.03	719.998	Q	1.910
ZN3	0.10+3.03	717.193	Q	1.910
ZN4	0.16+3.03	715.630	Q	1.910

POZZ.	PK_{RA}	q scorr	TYP/TIPO	h1
ZS1	0.01+3.03	724.560	Q	1.910
ZS2	0.07+3.03	719.998	Q	1.910
ZS3	0.10+3.03	717.193	Q	1.910
ZS4	0.16+3.03	715.630	Q	1.910

Abschnitt B / Ramo B

POZZ.	PK_{RB}	q scorr	TYP/TIPO	h1
UN1	0.1+0.00	727.414	A	1.080

POZZ.	PK_{RB}	q scorr	TYP/TIPO	h1
US1	0.1+0.00	727.414	A	1.080

Zugangstunnel zur Lüftungskaverne und Lüftungskaverne / Galleria di ventilazione e Camerone di ventilazione

POZZ.	PK_{V1}	q scorr	TYP/TIPO	h1
VN1	0.01+4.19	854.158	Q	1.680
VN2	0.20+3.44	868.383	Q	1.680

POZZ.	PK_{V1}	q scorr	TYP/TIPO	h1
VS1	0.01+4.19	854.158	Q	1.680
VS2	0.19+3.42	866.107	Q	1.680

POZZ.	PK_{V2}	q scorr	TYP/TIPO	h1
WN1	0.08+7.05	861.802	R	0.680
WN2	0.15+1.17	863.406	R	0.680

POZZ.	PK_{V2}	q scorr	TYP/TIPO	h1
WS1	0.08+7.05	861.802	R	0.680
WS2	0.15+1.17	863.406	R	0.680

POZZ.	PK_{V2}	q scorr	TYP/TIPO	h1
YN1	0.08+7.05	861.802	S	1.750
YN2	0.15+1.17	863.406	S	1.750

POZZ.	PK_{V2}	q scorr	TYP/TIPO	h1
YS1	0.08+7.05	861.802	S	1.750
YS2	0.15+1.17	863.406	S	1.750

Querverbindungen FdE / Cunicoli trasversali FdE

Querschlag / Cunicolo	PK_{VEST}	PK_{OST}	Querschlag Typ/ Tipologia cunicolo	$PK_{CUNICOLO}$	q scorr	TYP/TIPO	n^*	h1	h2
FdE-V01	45.0+02.773	45.0+40.000	FdE-V01	6.76 68.24	-0.84	A	2	0.95	-
FdE-V02	44.9+32.819	44.9+70.000	FdE-V02	6.76 68.24	-0.84	A	2	0.95	-
FdE-V03	44.8+42.819	44.8+80.000	FdE-V03	6.76 68.24	-0.84	A	2	0.95	-
FdE-V04	44.7+52.814	44.7+90.000	FdE-V04	6.76 68.24	-0.84	A	2	0.95	-
FdE-V05	44.6+62.819	44.7+0.000	FdE-V05	6.76 68.24	-0.84	A	2	0.95	-
FdE-V06	44.5+72.819	44.6+10.000	FdE-V06	6.76 68.24	-0.84	A	2	0.95	-
Camera trasversale di Trens	45.9+62.819	45.3+75.0	CT5	21.78 24.65	+6.70 -1.22	A A	1 1	1.23 -0.75	- 0.6

Verbindungsstollen / Cunicolo di collegamento

POZZ.	PK_{CCT}	q scorr	TYP/TIPO	h1
CCT1	0.00+1.4	745.0135	A	1.304
CCT3	0.10+4.04	744.6122	A	1.304
CCT5	0.21+5.04	744.1782	A	1.304
CCT2	0.00+1.4	745.0135	A	1.304
CCT4	0.10+4.04	744.6122	A	1.304
CCT6	0.21+5.04	744.1782	A	1.304
CCT7	0.32+6.04	743.7442	A	1.304
CCT9	0.43+7.04	743.3102	A	1.304
CCT11	0.50+1.2	743.0593	A	1.304
CCT13	0.53+7.04	744.2183	A	1.304
CCT13a	0.54+5.92	744.8349	A	1.304
CCT8	0.32+6.04	743.7442	A	1.304
CCT10	0.43+7.04	743.3102	A	1.304
CCT12	0.50+1.2	743.0593	A	1.304

FAHRBAHNENTWÄSSERUNG / ACQUE DI PIATTAFORMA

Fensterstollen Mauls / Finestra di Mules

POZZ.	PK_{MAULS}	q scorr	TYP/TIPO	h1
VVS1	1.55+7.6	729.825 729.935 735.055	A	0.56
VN1	1.47+9.5	734.962 734.952	T	0.52
VN2	1.61+1.76	724.902	T	0.52
VS1	1.47+9.5	734.977	T	0.52
VV1	1.50+8.24	731.292	A	1.43

Zugangstunnel Trens / Galleria di accesso Trens

POZZ.	PK_{GA}	q scorr	TYP/TIPO	h1
GP1	3.74+9.41	731.293	A	1.38
GP2	3.74+9.41	731.293	A	1.38
GP3	3.77+4.74	731.293	A	1.38

	LEGENDE / LEGENDA
POZZ.	Schacht Kennzeichen / Nome pozzetto
PK_{GAMEF}	Kilometrierung Weströhre (km) / Distanza progressiva canna ovest (km)
PK_{GF}	Kilometrierung Oströhre (km) / Distanza progressiva canna est (km)
PK_{GA}	Kilometrierung Zugangstunnel Trens (km) / Distanza progressiva Galleria di accesso di Trens (km)
PK_{RA}	Kilometrierung Abschnitt A (km) / Distanza progressiva Ramo A (km)
PK_{RB}	K