SCHNITT B-B/ SEZIONE B-B

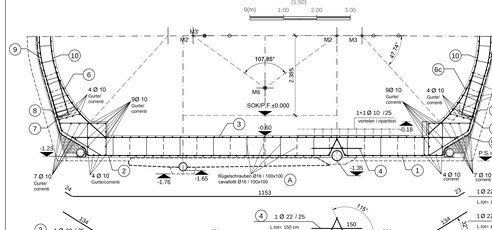

Detail Bewehrung 5d 5e 5f / Particolare armatura 5d 5e 5f

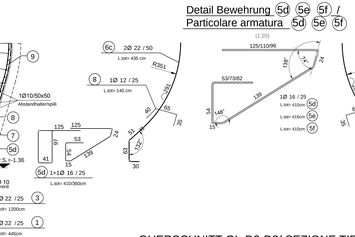

SCHNITT C1-C1/ SEZIONE C1-C1

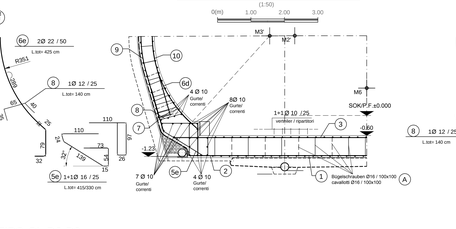

SCHNITT C-C/ SEZIONE C-C

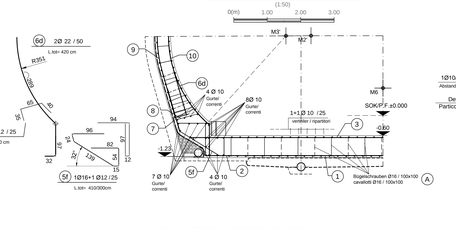

SCHNITT E-E/ SEZIONE E-E

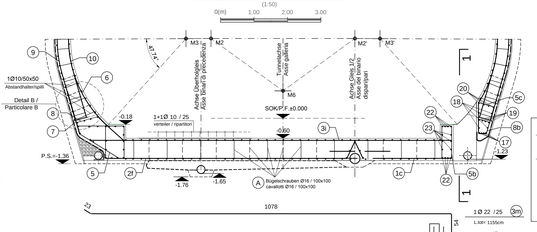

Detail Bewehrung 5c / Particolare armatura 5c

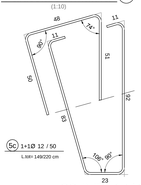

Detail Bewehrung 8b / Particolare armatura 8b

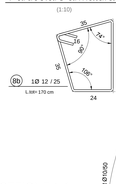

QUERSCHNITT GL-D2-D3/ SEZIONE TIPO GL-D2-D3

SCHNITT A-A/ SEZIONE A-A

Bewehrung sx / Armatura sx

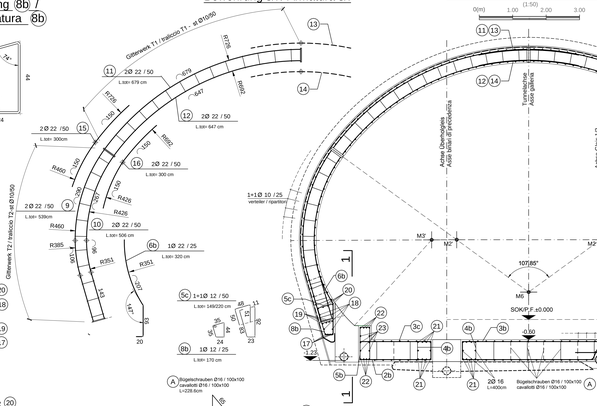

Bewehrung dx / Armatura dx

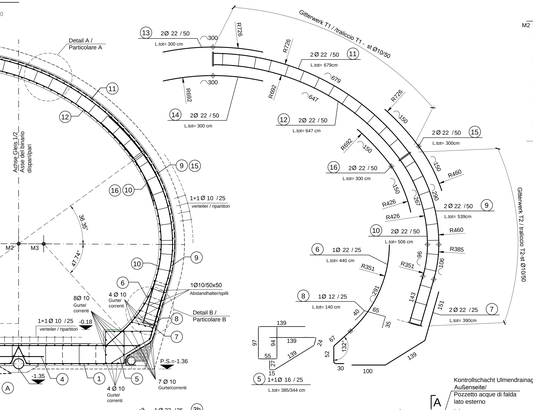

SCHNITT F-F/ SEZIONE F-F

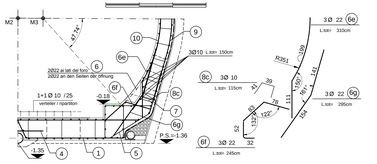

SCHNITT D-D/ SEZIONE D-D

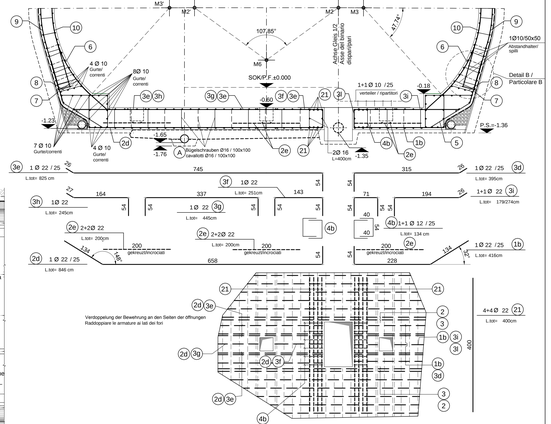

SCHNITT 1-1/ SEZIONE 1-1

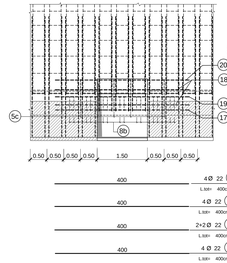

Detail Bewehrung 8c / Particolare armatura 8c

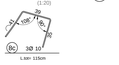

Detail Bewehrung 8 / Particolare armatura 8

Detail Bewehrung 5 / Particolare armatura 5

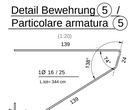

GRUNDRISS (Oströhre) /PIANTA (Galleria Est)

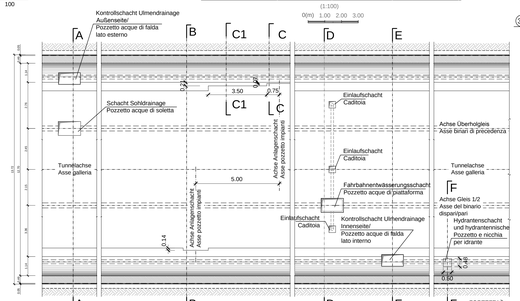

DETAIL A / PARTICOLARE A

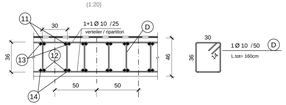

DETAIL B / PARTICOLARE B

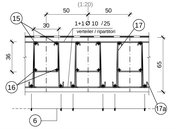

MATERIALEIGENSCHAFTEN UND TECHNISCHE SPEZIFIKATIONEN

- BEWEHRUNGSSTAHL:
  Stabstahl B450C
- BETONDECKUNG:
  Betondeckung der äußeren Bewehrung =5cm
- ÜBERGREIFERLÄNGE/ÜBERLAPPUNGSLÄNGE:
  Übergreifungslängen für Verteilungs- und/oder Längseisen =50Ø

CARATTERISTICHE DEI MATERIALI E SPECIFICHE TECNICHE

- ACCIAIO PER ARMATURE:
  Barre in acciaio B450C
- COPRIFERRO:
  Copriferro su armatura esterna =5cm
- SOVRAPPOSIZIONE:
  Sovrapposizioni per ferri ripartitori e/o longitudinali =50Ø

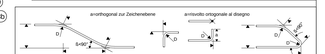

MINIMALER DUROMESSER DER SPINDEL FÜR BIEGUNGEN, HAKEN, SCHLAUFEN, WENN NICHT ANDERS ANGEGEBEN:
- D = 4Ø: FÜR Ø ≤ 16
- D = 7Ø: FÜR Ø > 16

DIAMETRO MINIMO DEL MANDRINO PER PIEGATURE, UNCINI, CAPPI, SE NON DIVERSAMENTE INDICATO:
- D = 4Ø: PER Ø ≤ 16
- D = 7Ø: PER Ø > 16

ANMERKUNGEN / ANNOTAZIONI

SOK / P.F. — Schienenoberkante (SOK= ±0.00)
Quota piano ferro galleria di linea (P.F.= ±0.00)

Referenzdokumente
Documenti di riferimento

02_H61_TI_260_KSC_D0700_21330	Schalung GL-D2/D3	Carpenteria GL-D2/D3
02_H61_TI_260_KSC_D0700_21340	Bewehrung GL-D2/D3 und GL-DM2/DM3	Armatura GL-D2/D3 e GL-DM2/DM3

Bearbeitungsstand
Stato di elaborazione

Revisionsnummer Revisione	Änderungen Modifiche	Verantwortlicher Änderung Responsabile modifica	Datum Data
10	Erstdatei/e / Consegna definitiva	Rivolta	31.07.2014
11	Projektvorbereitung und Umsetzung der Verbesserungen aus dem Probebetriebs/Zertigstellungsstadium / Lavorazione di miglioramenti da fare durante la fase di esercizio/ Ultimazione	Rivolta	08.10.2014
20	Revisione a seguito GDS 17 del 17.12.14 / Revisione a seguito GDS 17 del 17.12.14	Rivolta	04.12.2014
21	Abgabe für Ausschreibung / Emissione per Appalto	Rivolta	30.01.2015

Mit Beteiligung der Europäischen Union aus dem Haushalt der Transeuropäischen Verkehrsnetze finanziertes Vorhaben
Opera finanziata con la partecipazione dell' Unione Europea attraverso il bilancio delle reti di transporto transeuropee

Ausbau Eisenbahnachse München-Verona
BRENNER BASISTUNNEL
Ausführungsplanung

BBT SE
Brenner Basistunnel Bau- und Betriebsgesellschaft

Potenziamento asse ferroviario Monaco - Verona
GALLERIA DI BASE DEL BRENNERO
Progettazione esecutiva

D0700: Baulos Mauls — D0700: Lotto Mules

Projektabschnitt / WBS: Doppelgleisiger Haupttunnel — Gallerie principali a doppio binario

Dokumentenart / Tipo documento: Bewehrungsplan — Armatura

Titel / Titolo: Bewehrungsdetails GL-D2/D3 — Armatura GL-D2/D3 - Particolari

RTI 4P — Raggruppamento Temporaneo di Imprese 4P (PROTEC ITER, POYRY, PINI SWISS ENGINEERS, PASQUALI-RAUSA ENGINEERING)

Mandataria: PROTEC ITER — Partecipante / Il progettista specialista: Ing. Enrico Maria Piccarelli, Ord. Ing. Milano n° A 2847

Mandante: PÖYRY — Partecipante / Il progettista specialista

Mandante: pini swiss engineers — Partecipante / Il progettista specialista

Mandante: PASQUALI-RAUSA ENGINEERING S.r.l. Milano — Partecipante / Il progettista specialista

Generalplaner / Responsabile integrazioni prestazioni specialistiche: Ing. Enrico Maria Piccarelli, Ord. Ing. Milano n° A 2847

	Datum / Data	Name / Nome	Gesellschaft / Società
Bearbeitet / Elaborato	30.01.2015	Vagnini	Pro Iter
Geprüft / Verificato	30.01.2015	Rivolta	Pro Iter

BBT — Galleria di Base del Brennero / Brenner Basistunnel BBT SE

Projekt-nummer / Codice progetto	von / da 32.0+88 / bis / a 54.0+15	Bau-werksteil / Opera / Sezione	von / da 52.6+22 / bis / a 54.0+15
Dokument-nummer / Codice documento	Status / Stato	Maßstab / Scala	
	Gesamt / Totale	1 : 50 / 1:20	

Stand / Data	Lfd. Nr. / Progr.	Erstel-lungsbereich / Codice fase	Hauptgruppe / Gruppo principale	Dokumentenart / Tipo documento	Verteilung / Destinazione	Hauptnummer / Codice principale	Revision / Revisione
02	H61	TI	260	KBW	D0700	21341	21

0.910/F