Haupttunnel Oströhre / Galleria Principale Est
Grundriss / Pianta

Querschlag CT49/2
Tiefpunkt /
Cunicolo trasversale CT49/2
Quota altimetrica minima

Haupttunnel Weströhre / Galleria Principale Ovest
Grundriss / Pianta

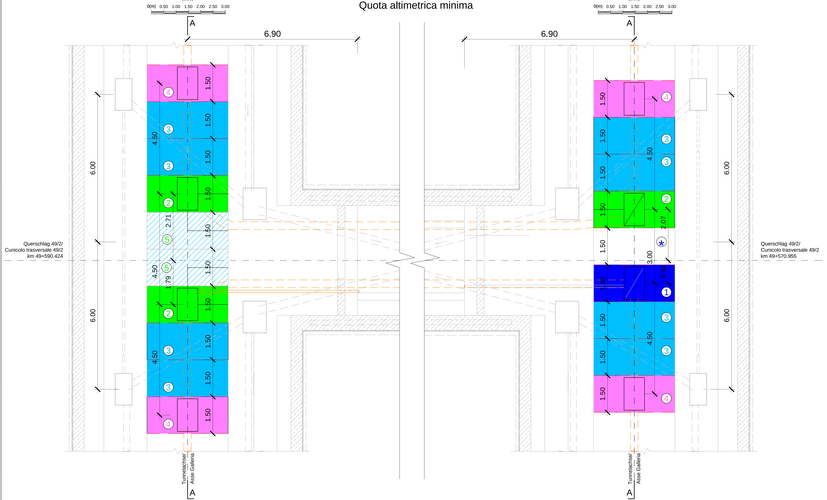

Schnitt A-A / Sezione A-A

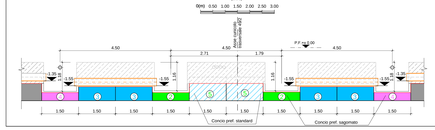

Schnitt A-A / Sezione A-A

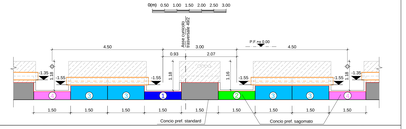

ANSICHT / VISTA
Sohlstein TYP 1 / CONCIO DI BASE TIPO 1

Detail B / Particolare B

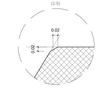

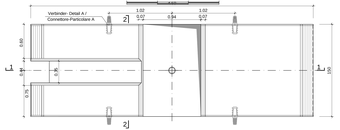

SCHNITT 2-2 / SEZIONE 2-2

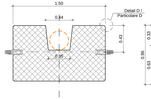

SCHNITT 1-1 / SEZIONE 1-1

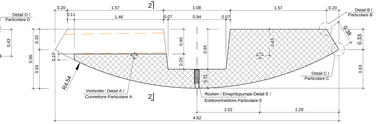

ANSICHT / VISTA
Sohlstein TYP 2 / CONCIO DI BASE TIPO 2

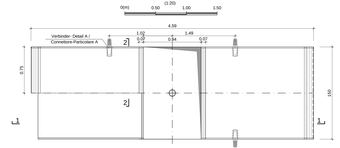

SCHNITT 2-2 / SEZIONE 2-2

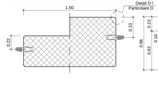

SCHNITT 1-1 / SEZIONE 1-1

ANSICHT / VISTA
Sohlstein TYP 3/ CONCIO DI BASE TIPO 3

Detail C / Particolare C

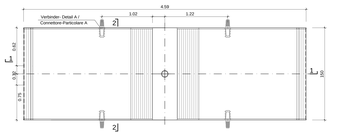

SCHNITT 2-2 / SEZIONE 2-2

SCHNITT 1-1 / SEZIONE 1-1

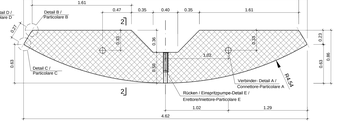

ANSICHT / VISTA
Sohlstein TYP 4/ CONCIO DI BASE TIPO 4

Detail D / Particolare D

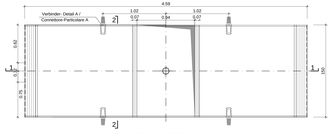

SCHNITT 2-2 / SEZIONE 2-2

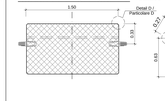

SCHNITT 1-1 / SEZIONE 1-1

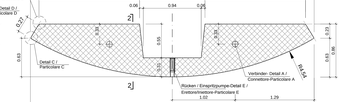

ANSICHT / VISTA
Sohlstein TYP 5 / CONCIO DI BASE TIPO 5

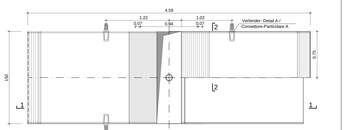

SCHNITT 2-2 / SEZIONE 2-2

SCHNITT 1-1 / SEZIONE 1-1

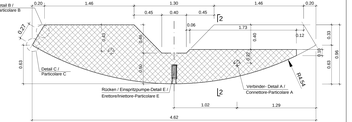

Detail A / Particolare A

Gewindeanschluss / Giunto radiale

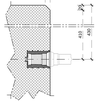

ANSICHT / VISTA
✱ Sohlstein / ✱CONCIO DI BASE TIPO

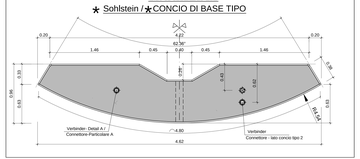

Detail E / Particolare E

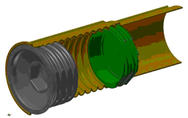

Referenzdokumente
Documenti di riferimento

02_H61_OP_I96_KTB_D0700_21045	Übersichtstafeln für die Anwendung von Bauwerksentwürfen	Tavole sinottica di applicazione dei materiali strutturali (GL e EE)
02_H61_GI_Z50_KRP_D0700_21066	Flegelgräben und Grundriss CT1-GL-MA (BP 49/2)	Sezioni tipo applicate a pianta CT1-GL-MA (BP 49/2)
02_H61_TY_Z50_KSC_D0700_21220	Schalung Sohlstein GL-MA Blatt 1/2	Carpenteria concio di base GL-MA (Tav. 1/2)
02_H61_TY_Z50_KBW_D0700_21224	Bewehrung Sohlstein GL-MA Anschluss CT1. (BP 49/2) (Blatt 1/2)	Armatura concio di base GL-MA Innesto CT1 (BP 49/2) (Tav. 1/2)
02_H61_TY_Z50_KBW_D0700_21246	Bewehrung Sohlstein GL-MA Anschluss CT1. (BP 49/2) (Blatt 2/2)	Armatura concio di base GL-MA Innesto CT1 (BP 49/2) (Tav. 1/2)

Bearbeitungsstand
Stato di elaborazione

Revision Revisione	Änderungen Modifiche	Verantwortlicher Änderung Responsabile modifica	Datum Data
01	Erstausgabe / Consegna definitiva	Rivolta	31.07.2014
02	Projektanmöldung und Umstellung der Vermessungen aus dem Fortschritten - Gegenvermessungen auf Gesamtlänge	Rivolta	30.09.2014
03	Überarbeitung Allgemeinzeichnung (V. 1 und V. 2 Q.Ansicht)	Rivolta	04.12.2014
04	Revisione a seguito DAB n.º 1 del 17.06.2015	Rivolta	30.01.2015
05	Aggiunta Ex Ausschleifung / Rimessa con Aquilotto	Rivolta	30.01.2015

Mit Beteiligung der Europäischen Union aus dem Haushalt
Con il contributo finanziario dell'Unione Europea
Opera finanziata con a partecipazione dell'Unione Europea
CFP-Fond 2 / Fondo CEF

Autobahn Eisenbahntunnel München-Verona
BRENNER BASISTUNNEL
Ausführungsplanung

Potenziamento asse ferroviario Monaco - Verona
GALLERIA DI BASE DEL BRENNERO
Progettazione esecutiva

BBT SE
Brenner Basistunnel Betriebsgesellschaft für Netzinfrastruktur AT

Direttore - Responsabile integrazione prestazioni specialistiche
Ing. Enrico Maria Piccardi
Ord. Ing. Milano N. 14877

Mandataria
PROGETTI ITALIA

Mandante
PÖYRY

Mandante
pöl swiss engineers AG

Mandante
PASSERINI-MAZZA

Per/Per Compatibilità geometrica
Ing. Enrico Maria Piccardi
Ord. Ing. Milano N. 14877

Per/Per Compatibilità geometrica

Per/Per Compatibilità geometrica

Per/Per Compatibilità geometrica

Per/Per Compatibilità geometrica

	Datum / Data	Name / Name	Gesellschaft / Società
Bearbeitet / Elaborato	30.01.2015	Chiappa	Pöyry SA
Geprüft / Verificato	30.01.2015	Dinolfo	Pöyry SA

BBT
Brenner Basistunnel Betriebsgesellschaft für Netzinfrastruktur AT

Name / Name	Name / Name
A. Zurlo	K. Bergmeister

Projekt Progetto	Stufe Fase	Kapitel Capitolo	Teilkapitel Sottocapitolo	Art Genere	Lfd. Nr. Progr. n°	Teilprojekt Sottoprogetto	Phase Fase	Laufende Nummer Progr. n°
02	H61	TY	Z50	KSC	D0700	21/22	21	

1:20,0