

Per gestire gli enti appuntati
 servono 4 triplette, 2 doppie V10,
 5 Telai Dele, 2 IS

COMMITTENTE:



ALTA SORVEGLIANZA:



GENERAL CONTRACTOR:



INFRASTRUTTURE FERROVIARIE STRATEGICHE DEFINITE DALLA
 LEGGE OBIETTIVO N. 443/01

LINEA A.V. /A.C. TERZO VALICO DEI GIOVI
 PROGETTO DEFINITIVO

ACC DOPPIO

PJ2 BIVIO FEGINO (ADEGU.) FASE FINALE

VISTE FRONTE ARMADI

* ORDINE #		GENERAL CONTRACTOR	ITALFERR S.p.A.	SCALA :
IL PROGETTISTA INTEGRATORE		Consorzio Cociv Project Manager		
Data:	<i>S. Scudiale</i>	Data:		

COMMESSA	LOTTO	FASE	ENTE	TIPO DOC.	OPERA/DISCIPLINA	PROGR.	REV.	FOGLIO
A301	001	D	CV	BX	I20000	A06	A	001 di 033

CONSORZIO SATURNO	VISTO CONSORZIO SATURNO	
	Firma	Data

Progettazione :								
Rev.	Descrizione	Redatto	Data	Verificato	Data	Approvato	Data	IL PROGETTISTA
A	Emissione	H. KAMILINDI <i>H. Kamilindi</i>	15/02/12	C. BIGLIANI <i>C. Bigliani</i>	15/02/12	R. PARASCANI <i>R. Parascani</i>	15/02/12	
B								
C								Data:

n. Elab.:	File: A30100DCVBOXI2000DA06_00_00.dwg
	Cod. origine:

CUP: F81H9200000008

ALL RIGHTS RESERVED
NO PART OF THIS DOCUMENT
MAY BE REPRODUCED IN ANY FORM

N° PAGINA	DESCRIZIONE	REV.	DESCRIZIONE MODIFICA
1	CARTIGLIO	00.00	
2	INDICE	00.00	
3	Layout Riassuntivo (1)	00.00	
4	Layout Riassuntivo (2)	00.00	
5	PP01-01	00.00	
6	PP02-02	00.00	
7	PP03-03	00.00	
8	PP04-04	00.00	
9	PP05-05	00.00	
10	PP06-06	00.00	
11	PP07-07	00.00	
12	PP08-08	00.00	
13	PP09-09	00.00	
14	PP10-10	00.00	
15	PP11-11	00.00	
16	PP12-12	00.00	
17	PP13-13	00.00	
18	PP14-14	00.00	
19	PP15-15	00.00	
20	IR01	00.00	
21	IR02	00.00	
22	IR03	00.00	
23	IR04	00.00	
24	IR05	00.00	
25	IR06	00.00	
26	IR07	00.00	
27	IR08	00.00	
28	IR09	00.00	
29	IR10	00.00	
30	STATICOD	00.00	
31	IS01	00.00	
32	IS02	00.00	
33	IS03	00.00	



DENOMINATION
PJ2 BIVIO FEGINO
LAYOUT APPARECCHIATURE NEGLI ARMADI ENTI - RELE'
INDICE

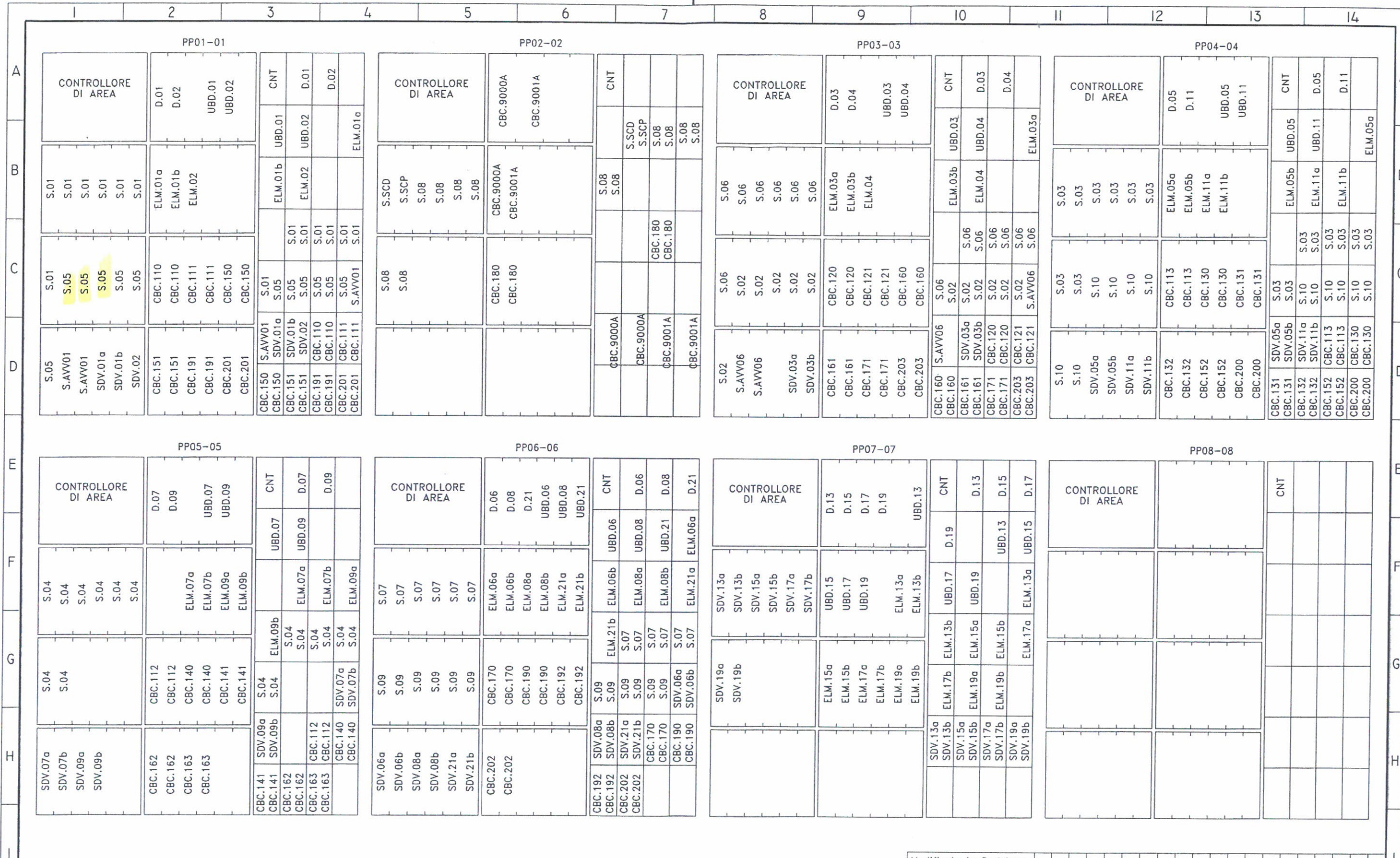
FILE NAME
A30100DCVBXIZ0000A06.dwg

DEPT. NAME 5 CODE FOR FUNCTION 6 IDENTIFICATION CODE 7
MSS/HW1 - XXXXXX

SIZE 13 SCALE 3 MASS 2 SHEET 14
A3 NA - 2 di 33

LEV.	CHANGE NO	DATE	DRAWN.	CHECKED	DATE	AUTHOR.	DESCRIPTION
00.00		15.02.12	KAMUNDI H	BIGLIANI C	15.02.12	PARASANI R	EMISSIONE

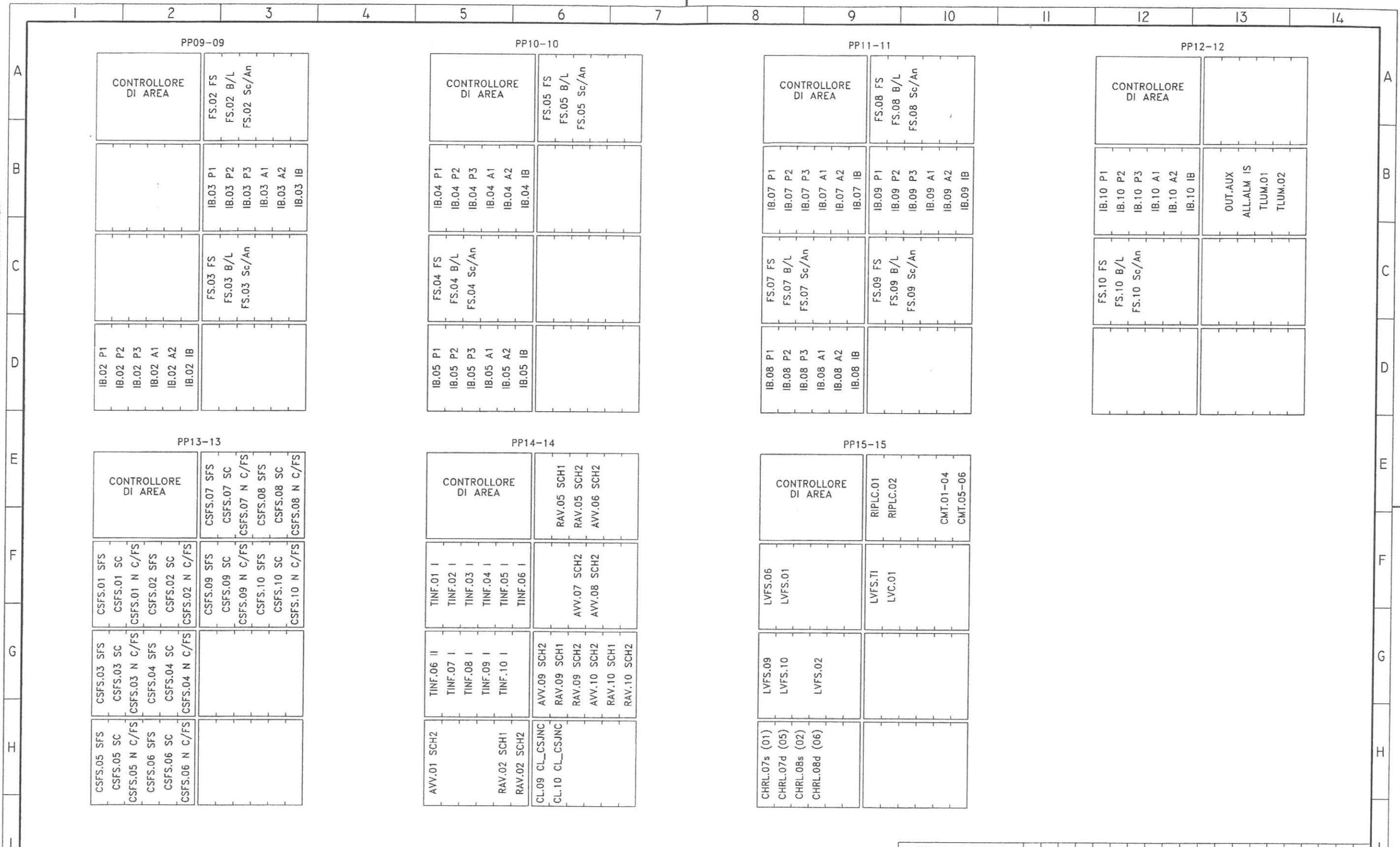
ALL RIGHTS RESERVED
NO PART OF THIS DOCUMENT
MAY BE REPRODUCED IN ANY FORM



00.00	15.02.12	KAMILINDI H	15.02.12	BIGLIANI C	15.02.12	PARASCANI R	EMISSIONE	Modificato in Revisione DENOMINATION PJ2 BIVIO FEGINO LAYOUT APPARECCHIATURE NEGLI ARMADI ENTI - RELE' Layout Riassuntivo (1)							
LEV.	CHANGE NO	DATE	DRAWN	DATE	CHECKED	DATE	AUTHOR	DESCRIPTION	DEPT. NAME	CODE FOR FUNCTION	IDENTIFICATION CODE	SIZE	SCALE	MASS	SHEET
									MSS/HW1	-	XXXXXX	A3	NA	-	3 di 33



ALL RIGHTS RESERVED
NO PART OF THIS DOCUMENT
MAY BE REPRODUCED IN ANY FORM



<p>00.00 <input checked="" type="checkbox"/> 15.02.12 XAMLINI H 15.02.12 BIGLIANI C 15.02.12 PARASCANI R EMISSIONE</p>										<p>Modificato in Revisione</p>			
<p>LEV. CHANGE NO DATE DRAWN. DATE CHECKED DATE AUTHOR. DESCRIPTION</p>										<p>DENOMINATION</p>			
<p>ANALDO STS A Forze Meccanica Company</p>										<p>PJ2 BIVIO FEGINO LAYOUT APPARECCHIATURE NEGLI ARMADI ENTI - RELE' Layout Riassuntivo (2)</p>			
<p>FILE NAME A30100DCVBXIZ0000A06.dwg</p>										<p>IDENTIFICATION CODE XXXXXXX</p>			
<p>DEPT. NAME CODE FOR FUNCTION IDENTIFICATION CODE</p>										<p>SIZE SCALE MASS SHEET</p>			
<p>MSS/HW1 -</p>										<p>A3 NA - 4 di 33</p>			


ALL RIGHTS RESERVED
NO PART OF THIS DOCUMENT
MAY BE REPRODUCED IN ANY FORM

	1	2	3	4	5	6	7	8	9	10	11	12	13	14
	PP01-01.1			PP01-01.2			PP01-01.3							
A	VENTOLE			VENTOLE			CANT. CDEV CDEV CDEV							
B	CEST.1 CEST.2 CEST.3			CEST.4 CEST.5 CEST.6 CEST.7			A1 A2 A3 A4 A5 A6 A7 A8							
C	SDA3-50A SDA3-50A SDA3-50A			SDA3-50A SDA3-50A SDA3-50A SDA3-50A			B1 B2 B3 B4 B5 B6 B7 B8							
D	FOA FOA CdA CdA			DEV DEV DEV TCH TCH TCH			C1 C2 C3 C4 C5 C6 C7 C8							
E	FOP-01 FOS-01 CdAP-01 CdAS-01			D.01 D.02 UBD.01 UBD.02			D1 D2 D3 D4 D5 D6 D7 D8							
F	01 02 03 04			41 42 43 44 45 46			E1 E2 E3 E4 E5 E6 E7 E8							
G	S.01 I S.01 II S.01 III SAV.01 A ILUM.01 1A ILUM.01 1P			ELM.01a ELM.01b ELM.02			F1 F2 F3 F4 F5 F6 F7 F8							
H	POT POT POT POT POT POT			CTX CRX CTX CRX CTX CRX			G1 G2 G3 G4 G5 G6 G7 G8							
I	21 22 23 24 25 26			61 62 63 64 65 66			H1 H2 H3 H4 H5 H6 H7 H8							
L	SID.01 1A S.05 I S.05 II SAV.05 A ILUM.05 1A ILUM.05 1P			CBC.110 TX CBC.110 RX CBC.111 TX CBC.111 RX CBC.150 TX CBC.150 RX			I1 I2 I3 I4 I5 I6 I7 I8							
	31 32 33 34 35 36			71 72 73 74 75 76			J1 J2 J3 J4 J5 J6 J7 J8							
	SID.05 1A S.AVV01 I S.AVV01 II SDV.01a SDV.01b SDV.02			CBC.151 TX CBC.151 RX CBC.191 TX CBC.191 RX CBC.201 TX CBC.201 RX			K1 K2 K3 K4 K5 K6 K7 K8							

RIF_POS	CONTROL.	PS	SL	IDENT. CAVO	CONDIZ.	PS	SL	CODICE
S.01 I	POT	1	1	01-11-D3	CLAM	D	3	B221.000044
S.01 II	POT	1	2	01-12-D4	CLAM	D	4	B221.000044
S.01 III	POT	1	3	01-13-D5	CLAM	D	5	B221.000044
SAV.01 A	POT	1	4	01-14-D6	CLAM	D	6	B221.000044
ILUM.01 1A	POT	1	5	01-15-D7	CLAM	D	7	B221.000044
ILUM.01 1P	POT	1	6	01-16-D8	CLAM	D	8	B221.000044
SID.01 1A	POT	2	1	01-21-E1	CLAM	E	1	B221.000044
S.05 I	POT	2	2	01-22-E2	CLAM	E	2	B221.000044
S.05 II	POT	2	3	01-23-E3	CLAM	E	3	B221.000044
SAV.05 A	POT	2	4	01-24-E4	CLAM	E	4	B221.000044
ILUM.05 1A	POT	2	5	01-25-E5	CLAM	E	5	B221.000044
ILUM.05 1P	POT	2	6	01-26-E6	CLAM	E	6	B221.000044
SID.05 1A	POT	3	1	01-31-E7	CLAM	E	7	B221.000044
S.AVV01 I	POT	3	2	01-32-E8	CLAM	E	8	B221.000044
S.AVV01 II	POT	3	3	01-33-F1	CLAM	F	1	B221.000045
SDV.01a	POT	3	4	01-34-F2	CLAM	F	2	B221.000045
SDV.01b	POT	3	5	01-35-F3	CLAM	F	3	B221.000045
SDV.02	POT	3	6	01-36-F4	CLAM	F	4	B221.000045
D.01	DEV	4	1	01-41-A4	CDEV	A	4	B221.000146
D.02	DEV	4	2	01-42-A6	CDEV	A	6	B221.000146
UBD.01	TCH	4	4	01-44-B2	CELM	B	2	B221.000143
UBD.02	TCH	4	5	01-45-B4	CELM	B	4	B221.000143
	TCH	4	6	01-46-B6	CELM	B	6	B221.000143
ELM.01a	ELM	5	1	01-51-B8	CELM	B	8	B221.000143
ELM.01b	ELM	5	2	01-52-C2	CELM	C	2	B221.000143
ELM.02	ELM	5	3	01-53-C4	CELM	C	4	B221.000143
	ELM	5	4	01-54-C6	CELM	C	6	B221.000143
	ELM	5	5	01-55-C8	CELM	C	8	B221.000143
	ELM	5	6	01-56-D2	CELM	D	2	B221.000143
CBC.110 TX	CTX	6	1	01-61-F5	CPDB	F	5	B221.000045
CBC.110 RX	CRX	6	2	01-62-F6	CPDB	F	6	B221.000045
CBC.111 TX	CTX	6	3	01-63-F7	CPDB	F	7	B221.000045
CBC.111 RX	CRX	6	4	01-64-F8	CPDB	F	8	B221.000045
CBC.150 TX	CTX	6	5	01-65-G1	CPDB	G	1	B221.000045
CBC.150 RX	CRX	6	6	01-66-G2	CPDB	G	2	B221.000045
CBC.151 TX	CTX	7	1	01-71-G3	CPDB	G	3	B221.000045
CBC.151 RX	CRX	7	2	01-72-G4	CPDB	G	4	B221.000045
CBC.191 TX	CTX	7	3	01-73-G5	CPDB	G	5	B221.000045
CBC.191 RX	CRX	7	4	01-74-G6	CPDB	G	6	B221.000045
CBC.201 TX	CTX	7	5	01-75-G7	CPDB	G	7	B221.000045
CBC.201 RX	CRX	7	6	01-76-G8	CPDB	G	8	B221.000045

Modificato in Revisione																						
DENOMINATION																						
PJ2 BIVIO FEGINO																						
LAYOUT APPARECCHIATURE NEGLI ARMADI ENTI - RELE'																						
PP01-01																						
FILE NAME	A30100DCVBXIZ0000A06.dwg																					
DEPT. NAME	5	CODE FOR FUNCTION	6	IDENTIFICATION CODE										13	SIZE	3	SCALE	2	MASS	1	SHEET	14
	MSS/HW1	-		XXXXXX										A3	NA	-	5 di 33					

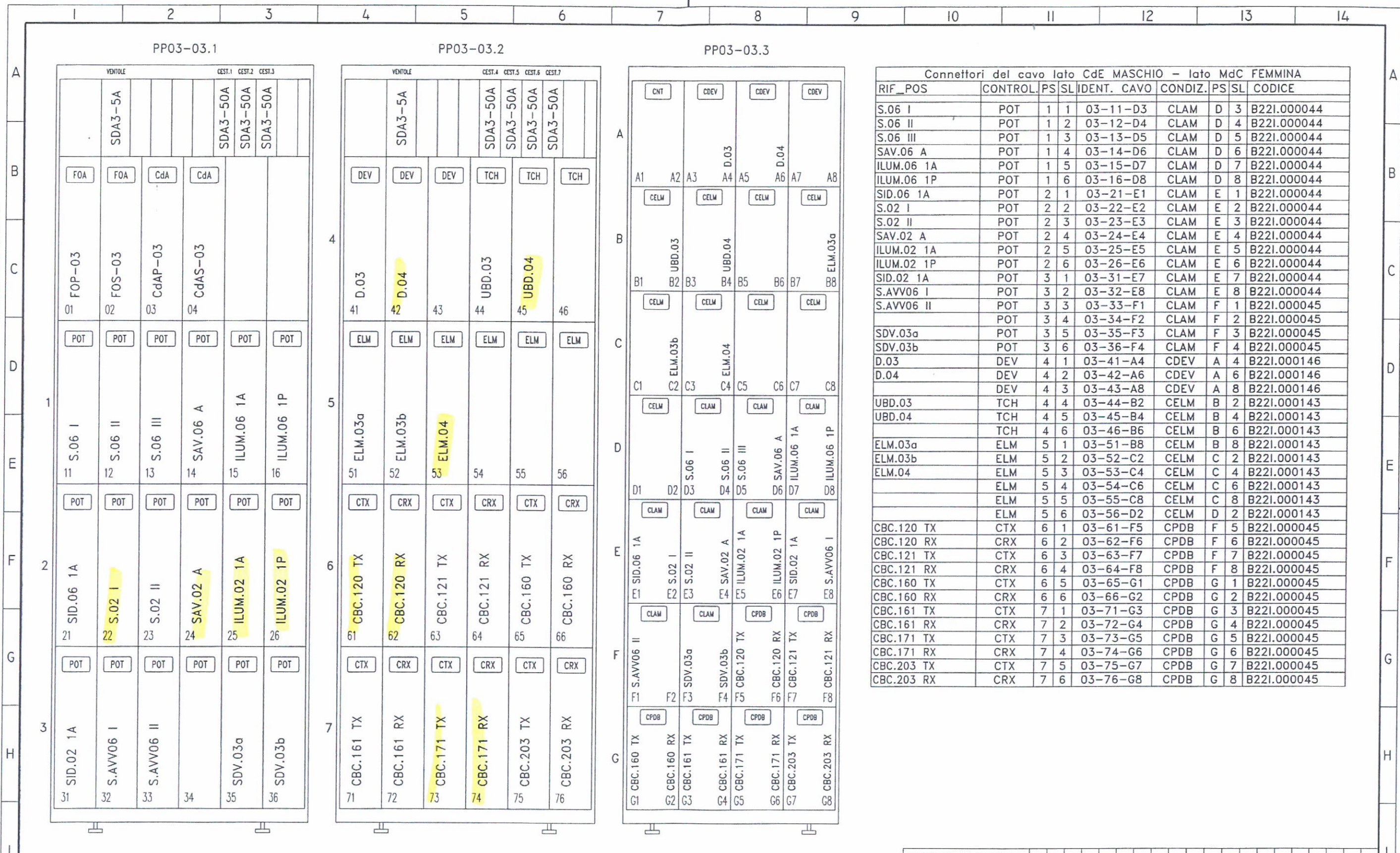
ALL RIGHTS RESERVED
NO PART OF THIS DOCUMENT
MAY BE REPRODUCED IN ANY FORM



Connettori del cavo lato CdE MASCHIO - lato MdC FEMMINA								
RIF_POS	CONTROL.	PS	SL	IDENT. CAVO	CONDIZ.	PS	SL	CODICE
S.SCD I	POT	1	1	02-11-B3	CLAM	B	3	B221.000044
S.SCP I	POT	1	2	02-12-B4	CLAM	B	4	B221.000044
S.OB I	POT	1	3	02-13-B5	CLAM	B	5	B221.000044
S.OB II	POT	1	4	02-14-B6	CLAM	B	6	B221.000044
SAV.OB A	POT	1	5	02-15-B7	CLAM	B	7	B221.000044
ILLUM.OB 1A	POT	1	6	02-16-B8	CLAM	B	8	B221.000044
ILLUM.OB 1P	POT	2	1	02-21-C1	CLAM	C	1	B221.000044
SID.OB 1A	POT	2	2	02-22-C2	CLAM	C	2	B221.000044
	POT	2	3	02-23-C3	CLAM	C	3	B221.000044
	POT	2	4	02-24-C4	CLAM	C	4	B221.000044
	POT	2	5	02-25-C5	CLAM	C	5	B221.000044
	POT	2	6	02-26-C6	CLAM	C	6	B221.000044
	POT	3	1	02-31-C7	CLAM	C	7	B221.000045
	POT	3	2	02-32-C8	CLAM	C	8	B221.000045
	POT	3	3	02-33-D1	CLAM	D	1	B221.000045
	POT	3	4	02-34-D2	CLAM	D	2	B221.000045
	POT	3	5	02-35-D3	CLAM	D	3	B221.000045
	POT	3	6	02-36-D4	CLAM	D	4	B221.000045
CBC.9000A TX	TXL	4	1	02-41-F2	CTXL	F	2	B221.000004
CBC.9001A TX	TXL	4	2	02-42-F6	CTXL	F	6	B221.000004
	TXL	4	3	02-43-G2	CTXL	G	2	B221.000004
	TXL	4	4	02-44-G6	CTXL	G	6	B221.000004
		4	5					
		4	6					
CBC.9000A RX	CRX	5	1	02-51-F4	CRXL	F	4	B221.000044
CBC.9001A RX	CRX	5	2	02-52-F8	CRXL	F	8	B221.000044
	CRX	5	3	02-53-G4	CRXL	G	4	B221.000044
	CRX	5	4	02-54-G8	CRXL	G	8	B221.000044
		5	5					
		5	6					
CBC.180 TX	CTX	6	1	02-61-D5	CPDB	D	5	B221.000045
CBC.180 RX	CRX	6	2	02-62-D6	CPDB	D	6	B221.000045
	CTX	6	3	02-63-D7	CPDB	D	7	B221.000045
	CRX	6	4	02-64-D8	CPDB	D	8	B221.000045
	CTX	6	5	02-65-E1	CPDB	E	1	B221.000045
	CRX	6	6	02-66-E2	CPDB	E	2	B221.000045
	CTX	7	1	02-71-E3	CPDB	E	3	B221.000004
	CRX	7	2	02-72-E4	CPDB	E	4	B221.000045
	CTX	7	3	02-73-E5	CPDB	E	5	B221.000045
	CRX	7	4	02-74-E6	CPDB	E	6	B221.000045
	CTX	7	5	02-75-E7	CPDB	E	7	B221.000045
	CRX	7	6	02-76-E8	CPDB	E	8	B221.000045

<p>Ansaldo STS A Finmeccanica Company</p>										Modificato in Revisione [] [] [] [] [] [] [] [] [] [] DENOMINATION PJ2 BIVIO FEGINO LAYOUT APPARECCHIATURE NEGLI ARMADI ENTI - RELE' PP02-02			
FILE NAME A30100DCVBXIZ0000A06.dwg										IDENTIFICATION CODE XXXXXX			
DEPT. NAME MSS/HW1										SIZE A3			
EMISSIONE DESCRIPTION										SCALE NA			
CHECKED DATE										MASS -			
AUTHOR. DATE										SHEET 6 di 33			

ALL RIGHTS RESERVED
NO PART OF THIS DOCUMENT
MAY BE REPRODUCED IN ANY FORM



Connettori del cavo lato CdE MASCHIO - lato MdC FEMMINA								
RIF_POS	CONTROL.	PS	SL	IDENT. CAVO	CONDIZ.	PS	SL	CODICE
S.06 I	POT	1	1	03-11-D3	CLAM	D	3	B221.000044
S.06 II	POT	1	2	03-12-D4	CLAM	D	4	B221.000044
S.06 III	POT	1	3	03-13-D5	CLAM	D	5	B221.000044
SAV.06 A	POT	1	4	03-14-D6	CLAM	D	6	B221.000044
ILUM.06 1A	POT	1	5	03-15-D7	CLAM	D	7	B221.000044
ILUM.06 1P	POT	1	6	03-16-D8	CLAM	D	8	B221.000044
SID.06 1A	POT	2	1	03-21-E1	CLAM	E	1	B221.000044
S.02 I	POT	2	2	03-22-E2	CLAM	E	2	B221.000044
S.02 II	POT	2	3	03-23-E3	CLAM	E	3	B221.000044
SAV.02 A	POT	2	4	03-24-E4	CLAM	E	4	B221.000044
ILUM.02 1A	POT	2	5	03-25-E5	CLAM	E	5	B221.000044
ILUM.02 1P	POT	2	6	03-26-E6	CLAM	E	6	B221.000044
SID.02 1A	POT	3	1	03-31-E7	CLAM	E	7	B221.000044
S.AVV06 I	POT	3	2	03-32-E8	CLAM	E	8	B221.000044
S.AVV06 II	POT	3	3	03-33-F1	CLAM	F	1	B221.000045
	POT	3	4	03-34-F2	CLAM	F	2	B221.000045
SDV.03a	POT	3	5	03-35-F3	CLAM	F	3	B221.000045
SDV.03b	POT	3	6	03-36-F4	CLAM	F	4	B221.000045
D.03	DEV	4	1	03-41-A4	CDEV	A	4	B221.000146
D.04	DEV	4	2	03-42-A6	CDEV	A	6	B221.000146
	DEV	4	3	03-43-A8	CDEV	A	8	B221.000146
UBD.03	TCH	4	4	03-44-B2	CELM	B	2	B221.000143
UBD.04	TCH	4	5	03-45-B4	CELM	B	4	B221.000143
	TCH	4	6	03-46-B6	CELM	B	6	B221.000143
ELM.03a	ELM	5	1	03-51-B8	CELM	B	8	B221.000143
ELM.03b	ELM	5	2	03-52-C2	CELM	C	2	B221.000143
ELM.04	ELM	5	3	03-53-C4	CELM	C	4	B221.000143
	ELM	5	4	03-54-C6	CELM	C	6	B221.000143
	ELM	5	5	03-55-C8	CELM	C	8	B221.000143
	ELM	5	6	03-56-D2	CELM	D	2	B221.000143
CBC.120 TX	CTX	6	1	03-61-F5	CPDB	F	5	B221.000045
CBC.120 RX	CRX	6	2	03-62-F6	CPDB	F	6	B221.000045
CBC.121 TX	CTX	6	3	03-63-F7	CPDB	F	7	B221.000045
CBC.121 RX	CRX	6	4	03-64-F8	CPDB	F	8	B221.000045
CBC.160 TX	CTX	6	5	03-65-G1	CPDB	G	1	B221.000045
CBC.160 RX	CRX	6	6	03-66-G2	CPDB	G	2	B221.000045
CBC.161 TX	CTX	7	1	03-71-G3	CPDB	G	3	B221.000045
CBC.161 RX	CRX	7	2	03-72-G4	CPDB	G	4	B221.000045
CBC.171 TX	CTX	7	3	03-73-G5	CPDB	G	5	B221.000045
CBC.171 RX	CRX	7	4	03-74-G6	CPDB	G	6	B221.000045
CBC.203 TX	CTX	7	5	03-75-G7	CPDB	G	7	B221.000045
CBC.203 RX	CRX	7	6	03-76-G8	CPDB	G	8	B221.000045

Modificato in Revisione																			
DENOMINATION																			
PJ2 BIVIO FEGINO																			
LAYOUT APPARECCHIATURE NEGLI ARMADI ENTI - RELE'																			
PP03-03																			
FILE NAME																			
A30100DCVBXIZ0000A06.dwg																			
DEPT. NAME																			
MSS/HW1																			
IDENTIFICATION CODE																			
XXXXXX																			
SIZE																			
A3																			
SCALE																			
NA																			
MASS																			
-																			
SHEET																			
7 di 33																			

00.00		15.02.12	KAMILINDI H	15.02.12	BRIGIANI C	15.02.12	PARASCANI R	EMISSIONE
LEV.	CHANGE NO	DATE	DRAWN.	DATE	CHECKED	DATE	AUTHOR.	DESCRIPTION




FILE NAME
A30100DCVBXIZ0000A06.dwg

DEPT. NAME
MSS/HW1

IDENTIFICATION CODE
XXXXXX

ALL RIGHTS RESERVED
NO PART OF THIS DOCUMENT
MAY BE REPRODUCED IN ANY FORM



Connettori del cavo lato CdE MASCHIO - lato MdC FEMMINA								
RIF_POS	CONTROL.	PS	SL	IDENT. CAVO	CONDIZ.	PS	SL	CODICE
S.03 I	POT	1	1	04-11-D3	CLAM	D	3	B221.000044
S.03 II	POT	1	2	04-12-D4	CLAM	D	4	B221.000044
S.03 III	POT	1	3	04-13-D5	CLAM	D	5	B221.000044
SAV.03 A	POT	1	4	04-14-D6	CLAM	D	6	B221.000044
ILUM.03 1A	POT	1	5	04-15-D7	CLAM	D	7	B221.000044
ILUM.03 2A	POT	1	6	04-16-D8	CLAM	D	8	B221.000044
ILUM.03 1P	POT	2	1	04-21-E1	CLAM	E	1	B221.000044
SID.03 1A	POT	2	2	04-22-E2	CLAM	E	2	B221.000044
S.10 I	POT	2	3	04-23-E3	CLAM	E	3	B221.000044
S.10 II	POT	2	4	04-24-E4	CLAM	E	4	B221.000044
SAV.10 A	POT	2	5	04-25-E5	CLAM	E	5	B221.000044
ILUM.10 1A	POT	2	6	04-26-E6	CLAM	E	6	B221.000044
ILUM.10 1P	POT	3	1	04-31-E7	CLAM	E	7	B221.000044
SID.10 1A	POT	3	2	04-32-E8	CLAM	E	8	B221.000044
SDV.05a	POT	3	3	04-33-F1	CLAM	F	1	B221.000045
SDV.05b	POT	3	4	04-34-F2	CLAM	F	2	B221.000045
SDV.11a	POT	3	5	04-35-F3	CLAM	F	3	B221.000045
SDV.11b	POT	3	6	04-36-F4	CLAM	F	4	B221.000045
D.05	DEV	4	1	04-41-A4	CDEV	A	4	B221.000146
D.11	DEV	4	2	04-42-A6	CDEV	A	6	B221.000146
	DEV	4	3	04-43-A8	CDEV	A	8	B221.000146
UBD.05	TCH	4	4	04-44-B2	CELM	B	2	B221.000143
UBD.11	TCH	4	5	04-45-B4	CELM	B	4	B221.000143
	TCH	4	6	04-46-B6	CELM	B	6	B221.000143
ELM.05a	ELM	5	1	04-51-B8	CELM	B	8	B221.000143
ELM.05b	ELM	5	2	04-52-C2	CELM	C	2	B221.000143
ELM.11a	ELM	5	3	04-53-C4	CELM	C	4	B221.000143
ELM.11b	ELM	5	4	04-54-C6	CELM	C	6	B221.000143
	ELM	5	5	04-55-C8	CELM	C	8	B221.000143
	ELM	5	6	04-56-D2	CELM	D	2	B221.000143
CBC.113 TX	CTX	6	1	04-61-F5	CPDB	F	5	B221.000045
CBC.113 RX	CRX	6	2	04-62-F6	CPDB	F	6	B221.000045
CBC.130 TX	CTX	6	3	04-63-F7	CPDB	F	7	B221.000045
CBC.130 RX	CRX	6	4	04-64-F8	CPDB	F	8	B221.000045
CBC.131 TX	CTX	6	5	04-65-G1	CPDB	G	1	B221.000045
CBC.131 RX	CRX	6	6	04-66-G2	CPDB	G	2	B221.000045
CBC.132 TX	CTX	7	1	04-71-G3	CPDB	G	3	B221.000045
CBC.132 RX	CRX	7	2	04-72-G4	CPDB	G	4	B221.000045
CBC.152 TX	CTX	7	3	04-73-G5	CPDB	G	5	B221.000045
CBC.152 RX	CRX	7	4	04-74-G6	CPDB	G	6	B221.000045
CBC.200 TX	CTX	7	5	04-75-G7	CPDB	G	7	B221.000045
CBC.200 RX	CRX	7	6	04-76-G8	CPDB	G	8	B221.000045

00.00	15.02.12	KAMUNDI H	15.02.12	BIGLIANI C	15.02.12	PARASCANI R	EMISSIONE	Modificato in Revisione DENOMINATION PJ2 BIVIO FEGINO LAYOUT APPARECCHIATURE NEGLI ARMADI ENTI - RELE' PPO4-04							
LEV.	CHANGE NO	DATE	DRAWN.	DATE	CHECKED	DATE	AUTHOR.	DESCRIPTION	DEPT. NAME	CODE FOR FUNCTION	IDENTIFICATION CODE	SIZE	SCALE	MASS	SHEET
									MSS/HW1	-	XXXXXX	A3	NA	-	8 di 33



FILE NAME
A30100DCVBX120000A06.dwg

DEPT. NAME
MSS/HW1

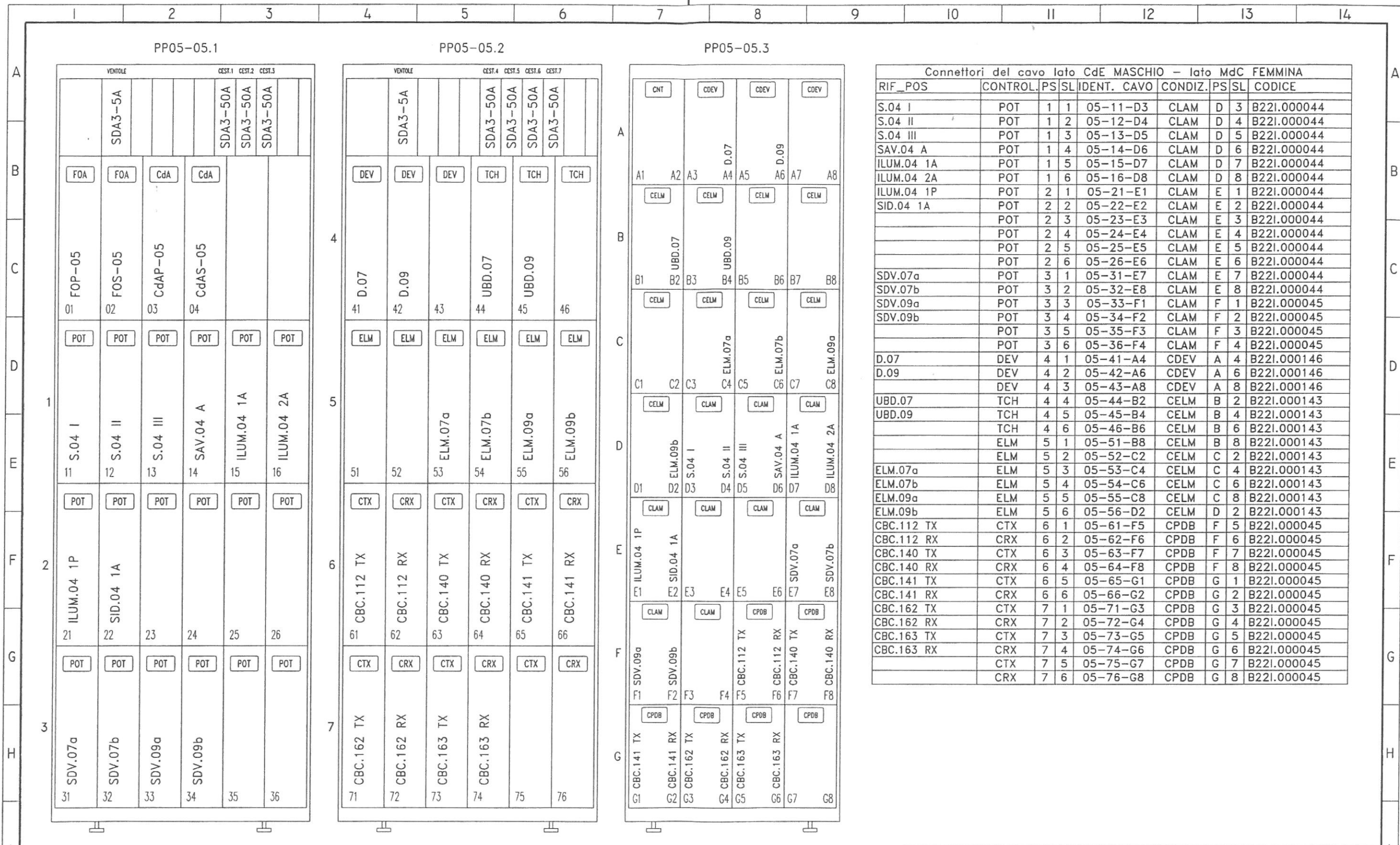
IDENTIFICATION CODE
XXXXXX

SIZE
A3

SCALE
NA

SHEET
8 di 33

ALL RIGHTS RESERVED
NO PART OF THIS DOCUMENT
MAY BE REPRODUCED IN ANY FORM

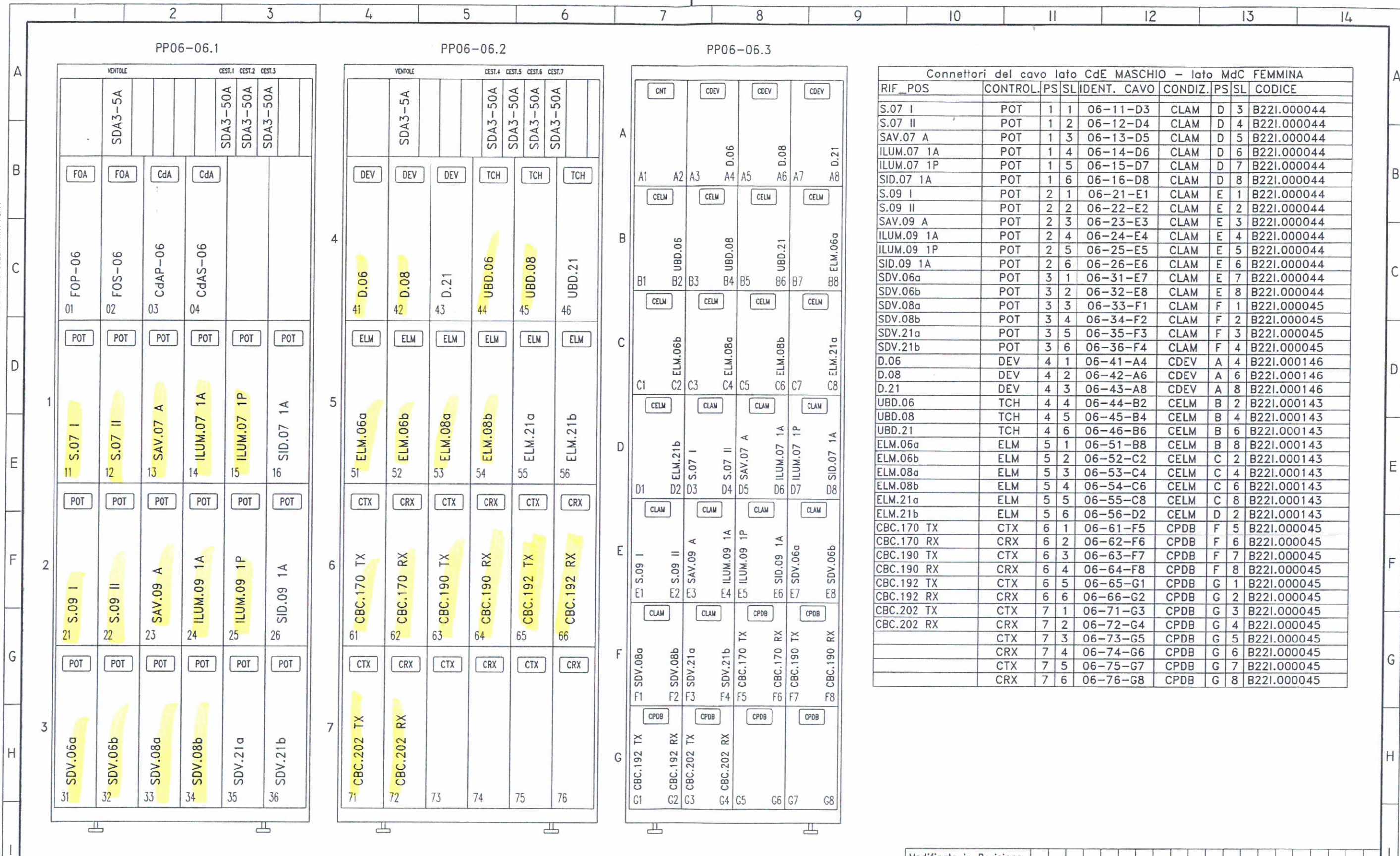


Connettori del cavo lato CdE MASCHIO - lato MdC FEMMINA								
RIF_POS	CONTROL.	PS	SL	IDENT. CAVO	CONDIZ.	PS	SL	CODICE
S.04 I	POT	1	1	05-11-D3	CLAM	D	3	B221.000044
S.04 II	POT	1	2	05-12-D4	CLAM	D	4	B221.000044
S.04 III	POT	1	3	05-13-D5	CLAM	D	5	B221.000044
SAV.04 A	POT	1	4	05-14-D6	CLAM	D	6	B221.000044
ILUM.04 1A	POT	1	5	05-15-D7	CLAM	D	7	B221.000044
ILUM.04 2A	POT	1	6	05-16-D8	CLAM	D	8	B221.000044
ILUM.04 1P	POT	2	1	05-21-E1	CLAM	E	1	B221.000044
SID.04 1A	POT	2	2	05-22-E2	CLAM	E	2	B221.000044
	POT	2	3	05-23-E3	CLAM	E	3	B221.000044
	POT	2	4	05-24-E4	CLAM	E	4	B221.000044
	POT	2	5	05-25-E5	CLAM	E	5	B221.000044
	POT	2	6	05-26-E6	CLAM	E	6	B221.000044
SDV.07a	POT	3	1	05-31-E7	CLAM	E	7	B221.000044
SDV.07b	POT	3	2	05-32-E8	CLAM	E	8	B221.000044
SDV.09a	POT	3	3	05-33-F1	CLAM	F	1	B221.000045
SDV.09b	POT	3	4	05-34-F2	CLAM	F	2	B221.000045
	POT	3	5	05-35-F3	CLAM	F	3	B221.000045
	POT	3	6	05-36-F4	CLAM	F	4	B221.000045
D.07	DEV	4	1	05-41-A4	CDEV	A	4	B221.000146
D.09	DEV	4	2	05-42-A6	CDEV	A	6	B221.000146
	DEV	4	3	05-43-A8	CDEV	A	8	B221.000146
UBD.07	TCH	4	4	05-44-B2	CELM	B	2	B221.000143
UBD.09	TCH	4	5	05-45-B4	CELM	B	4	B221.000143
	TCH	4	6	05-46-B6	CELM	B	6	B221.000143
	ELM	5	1	05-51-B8	CELM	B	8	B221.000143
	ELM	5	2	05-52-C2	CELM	C	2	B221.000143
ELM.07a	ELM	5	3	05-53-C4	CELM	C	4	B221.000143
ELM.07b	ELM	5	4	05-54-C6	CELM	C	6	B221.000143
ELM.09a	ELM	5	5	05-55-C8	CELM	C	8	B221.000143
ELM.09b	ELM	5	6	05-56-D2	CELM	D	2	B221.000143
CBC.112 TX	CTX	6	1	05-61-F5	CPDB	F	5	B221.000045
CBC.112 RX	CRX	6	2	05-62-F6	CPDB	F	6	B221.000045
CBC.140 TX	CTX	6	3	05-63-F7	CPDB	F	7	B221.000045
CBC.140 RX	CRX	6	4	05-64-F8	CPDB	F	8	B221.000045
CBC.141 TX	CTX	6	5	05-65-G1	CPDB	G	1	B221.000045
CBC.141 RX	CRX	6	6	05-66-G2	CPDB	G	2	B221.000045
CBC.162 TX	CTX	7	1	05-71-G3	CPDB	G	3	B221.000045
CBC.162 RX	CRX	7	2	05-72-G4	CPDB	G	4	B221.000045
CBC.163 TX	CTX	7	3	05-73-G5	CPDB	G	5	B221.000045
CBC.163 RX	CRX	7	4	05-74-G6	CPDB	G	6	B221.000045
	CTX	7	5	05-75-G7	CPDB	G	7	B221.000045
	CRX	7	6	05-76-G8	CPDB	G	8	B221.000045

Modificato in Revisione															
DENOMINATION															
PJ2 BIVIO FEGINO															
LAYOUT APPARECCHIATURE NEGLI ARMADI ENTI - RELE'															
PP05-05															
FILE NAME	A30100DCVBXIZ0000A06.dwg														
DEPT. NAME	5	CODE FOR FUNCTION	6	IDENTIFICATION CODE	13	SIZE	3	SCALE	2	MASS	1	SHEET	14		
MSS/HW1		-		XXXXXX		A3		NA		-		9 di 33			

LEV.	CHANGE NO	DATE	DRAWN	DATE	CHECKED	DATE	AUTHOR.	DESCRIPTION
00.00		15.02.12	KAMUNDI H	15.02.12	BIGLIANI C	15.02.12	PARASCANI R	EMISSIONE

ALL RIGHTS RESERVED
NO PART OF THIS DOCUMENT
MAY BE REPRODUCED IN ANY FORM

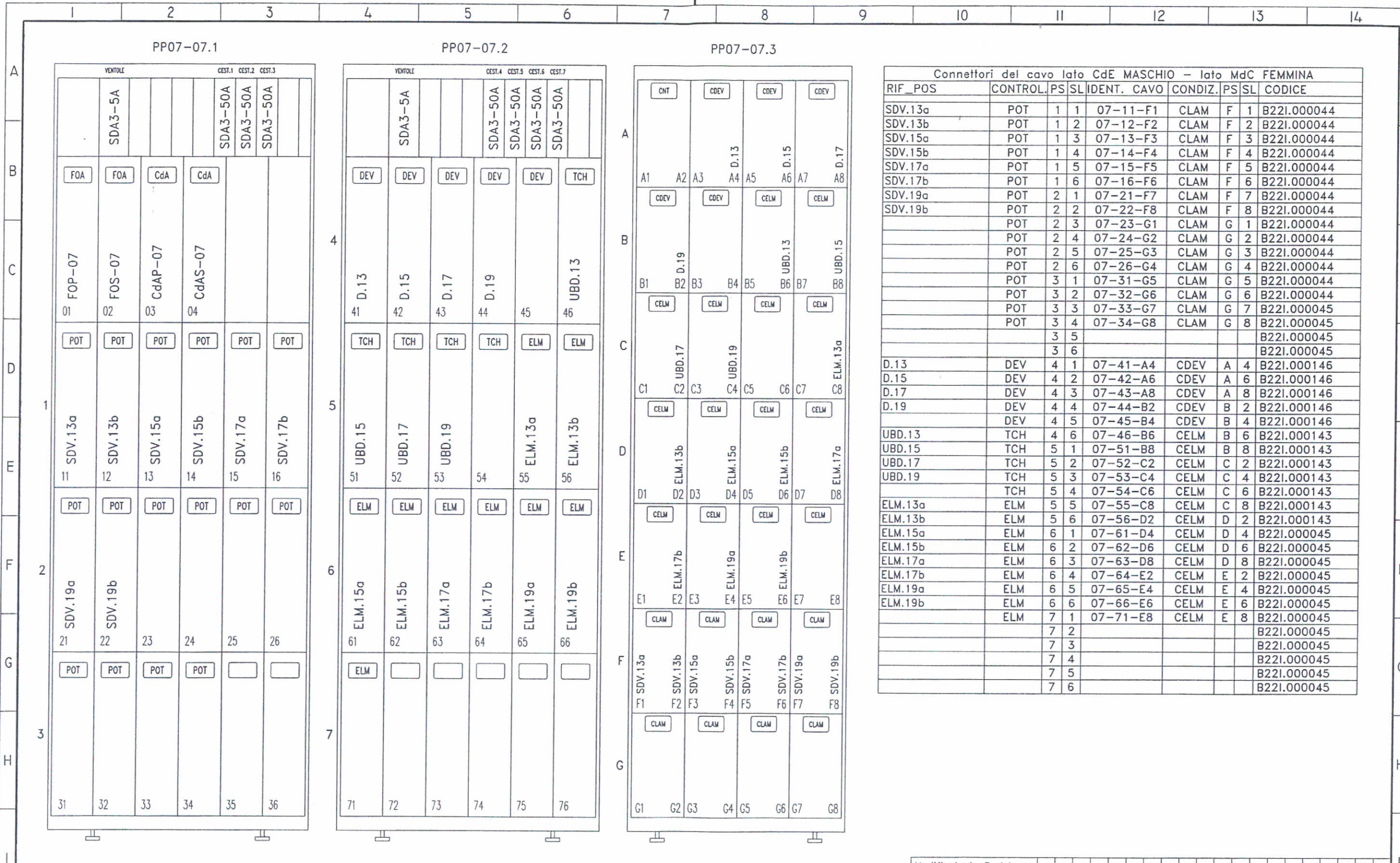


Connettori del cavo lato CdE MASCHIO - lato MdC FEMMINA

RIF_POS	CONTROL.	PS	SL	IDENT. CAVO	CONDIZ.	PS	SL	CODICE
S.07 I	POT	1	1	06-11-D3	CLAM	D	3	B221.000044
S.07 II	POT	1	2	06-12-D4	CLAM	D	4	B221.000044
SAV.07 A	POT	1	3	06-13-D5	CLAM	D	5	B221.000044
ILUM.07 1A	POT	1	4	06-14-D6	CLAM	D	6	B221.000044
ILUM.07 1P	POT	1	5	06-15-D7	CLAM	D	7	B221.000044
SID.07 1A	POT	1	6	06-16-D8	CLAM	D	8	B221.000044
S.09 I	POT	2	1	06-21-E1	CLAM	E	1	B221.000044
S.09 II	POT	2	2	06-22-E2	CLAM	E	2	B221.000044
SAV.09 A	POT	2	3	06-23-E3	CLAM	E	3	B221.000044
ILUM.09 1A	POT	2	4	06-24-E4	CLAM	E	4	B221.000044
ILUM.09 1P	POT	2	5	06-25-E5	CLAM	E	5	B221.000044
SID.09 1A	POT	2	6	06-26-E6	CLAM	E	6	B221.000044
SDV.06a	POT	3	1	06-31-E7	CLAM	E	7	B221.000044
SDV.06b	POT	3	2	06-32-E8	CLAM	E	8	B221.000044
SDV.08a	POT	3	3	06-33-F1	CLAM	F	1	B221.000045
SDV.08b	POT	3	4	06-34-F2	CLAM	F	2	B221.000045
SDV.21a	POT	3	5	06-35-F3	CLAM	F	3	B221.000045
SDV.21b	POT	3	6	06-36-F4	CLAM	F	4	B221.000045
D.06	DEV	4	1	06-41-A4	CDEV	A	4	B221.000146
D.08	DEV	4	2	06-42-A6	CDEV	A	6	B221.000146
D.21	DEV	4	3	06-43-A8	CDEV	A	8	B221.000146
UBD.06	TCH	4	4	06-44-B2	CELM	B	2	B221.000143
UBD.08	TCH	4	5	06-45-B4	CELM	B	4	B221.000143
UBD.21	TCH	4	6	06-46-B6	CELM	B	6	B221.000143
ELM.06a	ELM	5	1	06-51-B8	CELM	B	8	B221.000143
ELM.06b	ELM	5	2	06-52-C2	CELM	C	2	B221.000143
ELM.08a	ELM	5	3	06-53-C4	CELM	C	4	B221.000143
ELM.08b	ELM	5	4	06-54-C6	CELM	C	6	B221.000143
ELM.21a	ELM	5	5	06-55-C8	CELM	C	8	B221.000143
ELM.21b	ELM	5	6	06-56-D2	CELM	D	2	B221.000143
CBC.170 TX	CTX	6	1	06-61-F5	CPDB	F	5	B221.000045
CBC.170 RX	CRX	6	2	06-62-F6	CPDB	F	6	B221.000045
CBC.190 TX	CTX	6	3	06-63-F7	CPDB	F	7	B221.000045
CBC.190 RX	CRX	6	4	06-64-F8	CPDB	F	8	B221.000045
CBC.192 TX	CTX	6	5	06-65-G1	CPDB	G	1	B221.000045
CBC.192 RX	CRX	6	6	06-66-G2	CPDB	G	2	B221.000045
CBC.202 TX	CTX	7	1	06-71-G3	CPDB	G	3	B221.000045
CBC.202 RX	CRX	7	2	06-72-G4	CPDB	G	4	B221.000045
	CTX	7	3	06-73-G5	CPDB	G	5	B221.000045
	CRX	7	4	06-74-G6	CPDB	G	6	B221.000045
	CTX	7	5	06-75-G7	CPDB	G	7	B221.000045
	CRX	7	6	06-76-G8	CPDB	G	8	B221.000045

Modificato in Revisione										DENOMINATION											
Ansaldo STS A Finmeccanica Company										PJ2 BIVIO FEGINO											
FILE NAME										LAYOUT APPARECCHIATURE NEGLI ARMADI ENTI - RELE'											
A30100DCVBXIZ0000A06.dwg										PP06-06											
DEPT NAME										CODE FOR FUNCTION		IDENTIFICATION CODE		SIZE		SCALE		MASS		SHEET	
MSS/HW1										-		XXXXXX		A3		NA		-		10 di 33	
00.00	15.02.12	KAMUNDI H	15.02.12	ENGLANI C	15.02.12	PARASCANI R	EMISSIONE														
LEV.	CHANGE NO	DATE	DRAWN	DATE	CHECKED	DATE	AUTHOR	DESCRIPTION													

ALL RIGHTS RESERVED
NO PART OF THIS DOCUMENT
MAY BE REPRODUCED IN ANY FORM



Connettori del cavo lato CdE MASCHIO - lato MdC FEMMINA								
RIF_POS	CONTROL.	PS	SL	IDENT. CAVO	CONDIZ.	PS	SL	CODICE
SDV.13a	POT	1	1	07-11-F1	CLAM	F	1	B221.000044
SDV.13b	POT	1	2	07-12-F2	CLAM	F	2	B221.000044
SDV.15a	POT	1	3	07-13-F3	CLAM	F	3	B221.000044
SDV.15b	POT	1	4	07-14-F4	CLAM	F	4	B221.000044
SDV.17a	POT	1	5	07-15-F5	CLAM	F	5	B221.000044
SDV.17b	POT	1	6	07-16-F6	CLAM	F	6	B221.000044
SDV.19a	POT	2	1	07-21-F7	CLAM	F	7	B221.000044
SDV.19b	POT	2	2	07-22-F8	CLAM	F	8	B221.000044
	POT	2	3	07-23-G1	CLAM	G	1	B221.000044
	POT	2	4	07-24-G2	CLAM	G	2	B221.000044
	POT	2	5	07-25-G3	CLAM	G	3	B221.000044
	POT	2	6	07-26-G4	CLAM	G	4	B221.000044
	POT	3	1	07-31-G5	CLAM	G	5	B221.000044
	POT	3	2	07-32-G6	CLAM	G	6	B221.000044
	POT	3	3	07-33-G7	CLAM	G	7	B221.000045
	POT	3	4	07-34-G8	CLAM	G	8	B221.000045
		3	5					B221.000045
		3	6					B221.000045
D.13	DEV	4	1	07-41-A4	CDEV	A	4	B221.000146
D.15	DEV	4	2	07-42-A6	CDEV	A	6	B221.000146
D.17	DEV	4	3	07-43-A8	CDEV	A	8	B221.000146
D.19	DEV	4	4	07-44-B2	CDEV	B	2	B221.000146
	DEV	4	5	07-45-B4	CDEV	B	4	B221.000146
UBD.13	TCH	4	6	07-46-B6	CELM	B	6	B221.000143
UBD.15	TCH	5	1	07-51-B8	CELM	B	8	B221.000143
UBD.17	TCH	5	2	07-52-C2	CELM	C	2	B221.000143
UBD.19	TCH	5	3	07-53-C4	CELM	C	4	B221.000143
	TCH	5	4	07-54-C6	CELM	C	6	B221.000143
ELM.13a	ELM	5	5	07-55-C8	CELM	C	8	B221.000143
ELM.13b	ELM	5	6	07-56-D2	CELM	D	2	B221.000143
ELM.15a	ELM	6	1	07-61-D4	CELM	D	4	B221.000045
ELM.15b	ELM	6	2	07-62-D6	CELM	D	6	B221.000045
ELM.17a	ELM	6	3	07-63-D8	CELM	D	8	B221.000045
ELM.17b	ELM	6	4	07-64-E2	CELM	E	2	B221.000045
ELM.19a	ELM	6	5	07-65-E4	CELM	E	4	B221.000045
ELM.19b	ELM	6	6	07-66-E6	CELM	E	6	B221.000045
	ELM	7	1	07-71-E8	CELM	E	8	B221.000045
		7	2					B221.000045
		7	3					B221.000045
		7	4					B221.000045
		7	5					B221.000045
		7	6					B221.000045

Modificato in Revisione																			
DENOMINATION																			
PJ2 BIVIO FEGINO																			
LAYOUT APPARECCHIATURE NEGLI ARMADI ENTI - RELE'																			
PP07-07																			
FILE NAME																			
A30100DCVBXIZ0000A06.dwg																			
DEPT NAME																			
MSS/HW1																			
CODE FOR FUNCTION																			
-																			
IDENTIFICATION CODE																			
XXXXXX																			
SIZE																			
A3																			
SCALE																			
NA																			
MASS																			
-																			
SHEET																			
11 di 33																			

00.00		15.02.12	KAMUNDI H	15.02.12	BIGLIANI C	15.02.12	PARASCANI R	EMISSIONE											
LEV.	CHANGE NO	DATE	DRAWN.	DATE	CHECKED	DATE	AUTHOR.	DESCRIPTION											



FILE NAME
A30100DCVBXIZ0000A06.dwg

DEPT NAME
MSS/HW1

CODE FOR FUNCTION
-

IDENTIFICATION CODE
XXXXXX

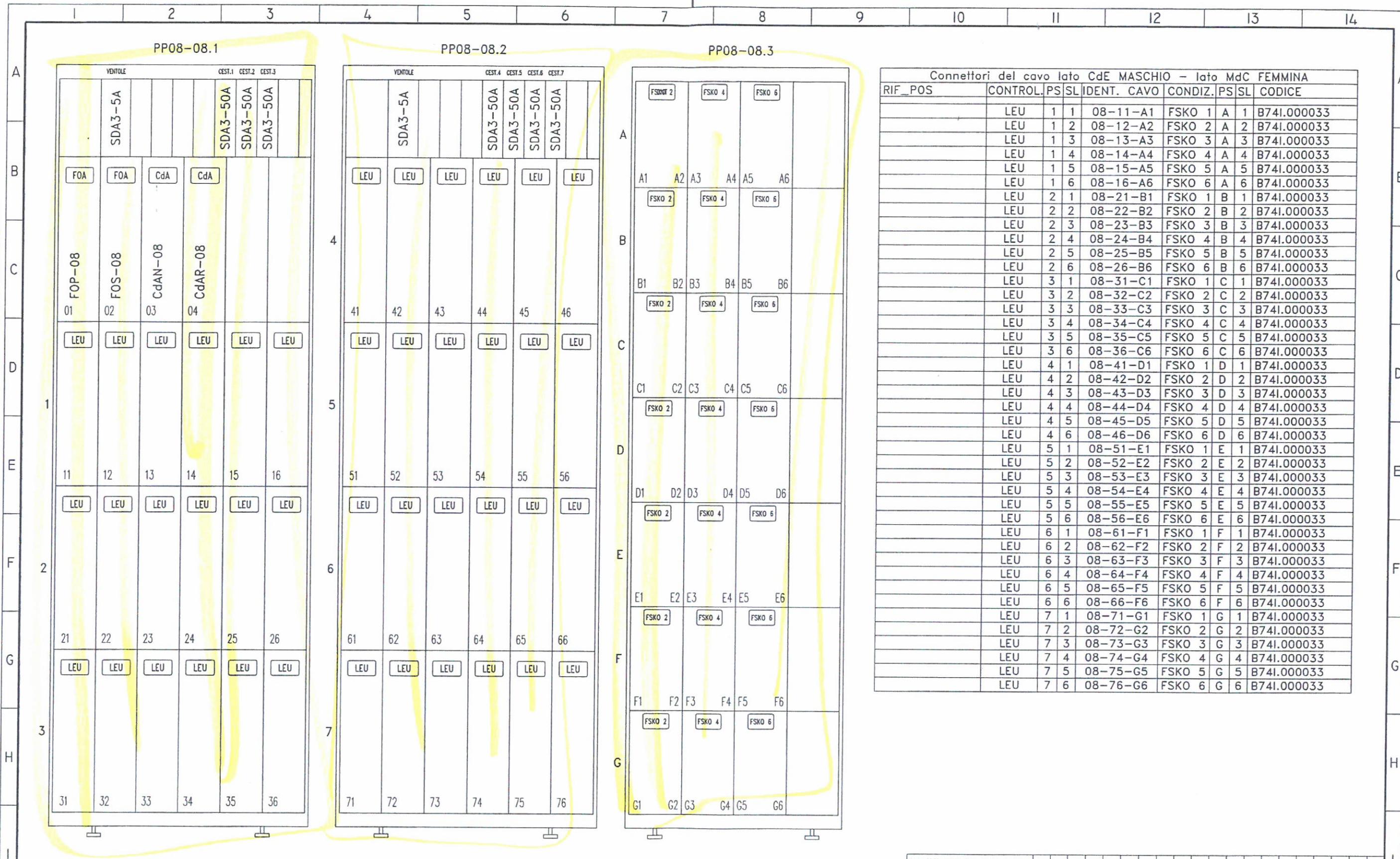
SIZE
A3

SCALE
NA

MASS
-

SHEET
11 di 33


ALL RIGHTS RESERVED
NO PART OF THIS DOCUMENT
MAY BE REPRODUCED IN ANY FORM



Connettori del cavo lato CdE MASCHIO - lato MdC FEMMINA								
RIF_POS	CONTROL.	PS	SL	IDENT. CAVO	CONDIZ.	PS	SL	CODICE
	LEU	1	1	08-11-A1	FSKO 1	A	1	B741.000033
	LEU	1	2	08-12-A2	FSKO 2	A	2	B741.000033
	LEU	1	3	08-13-A3	FSKO 3	A	3	B741.000033
	LEU	1	4	08-14-A4	FSKO 4	A	4	B741.000033
	LEU	1	5	08-15-A5	FSKO 5	A	5	B741.000033
	LEU	1	6	08-16-A6	FSKO 6	A	6	B741.000033
	LEU	2	1	08-21-B1	FSKO 1	B	1	B741.000033
	LEU	2	2	08-22-B2	FSKO 2	B	2	B741.000033
	LEU	2	3	08-23-B3	FSKO 3	B	3	B741.000033
	LEU	2	4	08-24-B4	FSKO 4	B	4	B741.000033
	LEU	2	5	08-25-B5	FSKO 5	B	5	B741.000033
	LEU	2	6	08-26-B6	FSKO 6	B	6	B741.000033
	LEU	3	1	08-31-C1	FSKO 1	C	1	B741.000033
	LEU	3	2	08-32-C2	FSKO 2	C	2	B741.000033
	LEU	3	3	08-33-C3	FSKO 3	C	3	B741.000033
	LEU	3	4	08-34-C4	FSKO 4	C	4	B741.000033
	LEU	3	5	08-35-C5	FSKO 5	C	5	B741.000033
	LEU	3	6	08-36-C6	FSKO 6	C	6	B741.000033
	LEU	4	1	08-41-D1	FSKO 1	D	1	B741.000033
	LEU	4	2	08-42-D2	FSKO 2	D	2	B741.000033
	LEU	4	3	08-43-D3	FSKO 3	D	3	B741.000033
	LEU	4	4	08-44-D4	FSKO 4	D	4	B741.000033
	LEU	4	5	08-45-D5	FSKO 5	D	5	B741.000033
	LEU	4	6	08-46-D6	FSKO 6	D	6	B741.000033
	LEU	5	1	08-51-E1	FSKO 1	E	1	B741.000033
	LEU	5	2	08-52-E2	FSKO 2	E	2	B741.000033
	LEU	5	3	08-53-E3	FSKO 3	E	3	B741.000033
	LEU	5	4	08-54-E4	FSKO 4	E	4	B741.000033
	LEU	5	5	08-55-E5	FSKO 5	E	5	B741.000033
	LEU	5	6	08-56-E6	FSKO 6	E	6	B741.000033
	LEU	6	1	08-61-F1	FSKO 1	F	1	B741.000033
	LEU	6	2	08-62-F2	FSKO 2	F	2	B741.000033
	LEU	6	3	08-63-F3	FSKO 3	F	3	B741.000033
	LEU	6	4	08-64-F4	FSKO 4	F	4	B741.000033
	LEU	6	5	08-65-F5	FSKO 5	F	5	B741.000033
	LEU	6	6	08-66-F6	FSKO 6	F	6	B741.000033
	LEU	7	1	08-71-G1	FSKO 1	G	1	B741.000033
	LEU	7	2	08-72-G2	FSKO 2	G	2	B741.000033
	LEU	7	3	08-73-G3	FSKO 3	G	3	B741.000033
	LEU	7	4	08-74-G4	FSKO 4	G	4	B741.000033
	LEU	7	5	08-75-G5	FSKO 5	G	5	B741.000033
	LEU	7	6	08-76-G6	FSKO 6	G	6	B741.000033

<table border="1"> <tr> <td>00.00</td> <td>15.02.12</td> <td>KAMILNDI H</td> <td>15.02.12</td> <td>BIGLIANI C</td> <td>15.02.12</td> <td>PARASCANI R</td> <td>EMISSIONE</td> <td colspan="2"></td> </tr> <tr> <td>LEV.</td> <td>CHANGE NO</td> <td>DATE</td> <td>DRAWN.</td> <td>DATE</td> <td>CHECKED</td> <td>DATE</td> <td>AUTHOR.</td> <td>DESCRIPTION</td> <td></td> </tr> </table>										00.00	15.02.12	KAMILNDI H	15.02.12	BIGLIANI C	15.02.12	PARASCANI R	EMISSIONE			LEV.	CHANGE NO	DATE	DRAWN.	DATE	CHECKED	DATE	AUTHOR.	DESCRIPTION		<p>Modificato in Revisione</p> <p>DENOMINATION</p> <p>PJ2 BIVIO FEGINO LAYOUT APPARECCHIATURE NEGLI ARMADI ENTI - RELE' PP08-08</p>				<p>Ansaldo STS A Finmeccanica Company</p> <p>FILE NAME A30100DCVBXIZ0000A06.dwg</p> <p>DEPT. NAME MSS/HW1</p> <p>CODE FOR FUNCTION -</p> <p>IDENTIFICATION CODE XXXXXX</p> <p>SIZE A3</p> <p>SCALE NA</p> <p>MASS -</p> <p>SHEET 12 di 33</p>			
00.00	15.02.12	KAMILNDI H	15.02.12	BIGLIANI C	15.02.12	PARASCANI R	EMISSIONE																														
LEV.	CHANGE NO	DATE	DRAWN.	DATE	CHECKED	DATE	AUTHOR.	DESCRIPTION																													

ALL RIGHTS RESERVED
NO PART OF THIS DOCUMENT
MAY BE REPRODUCED IN ANY FORM

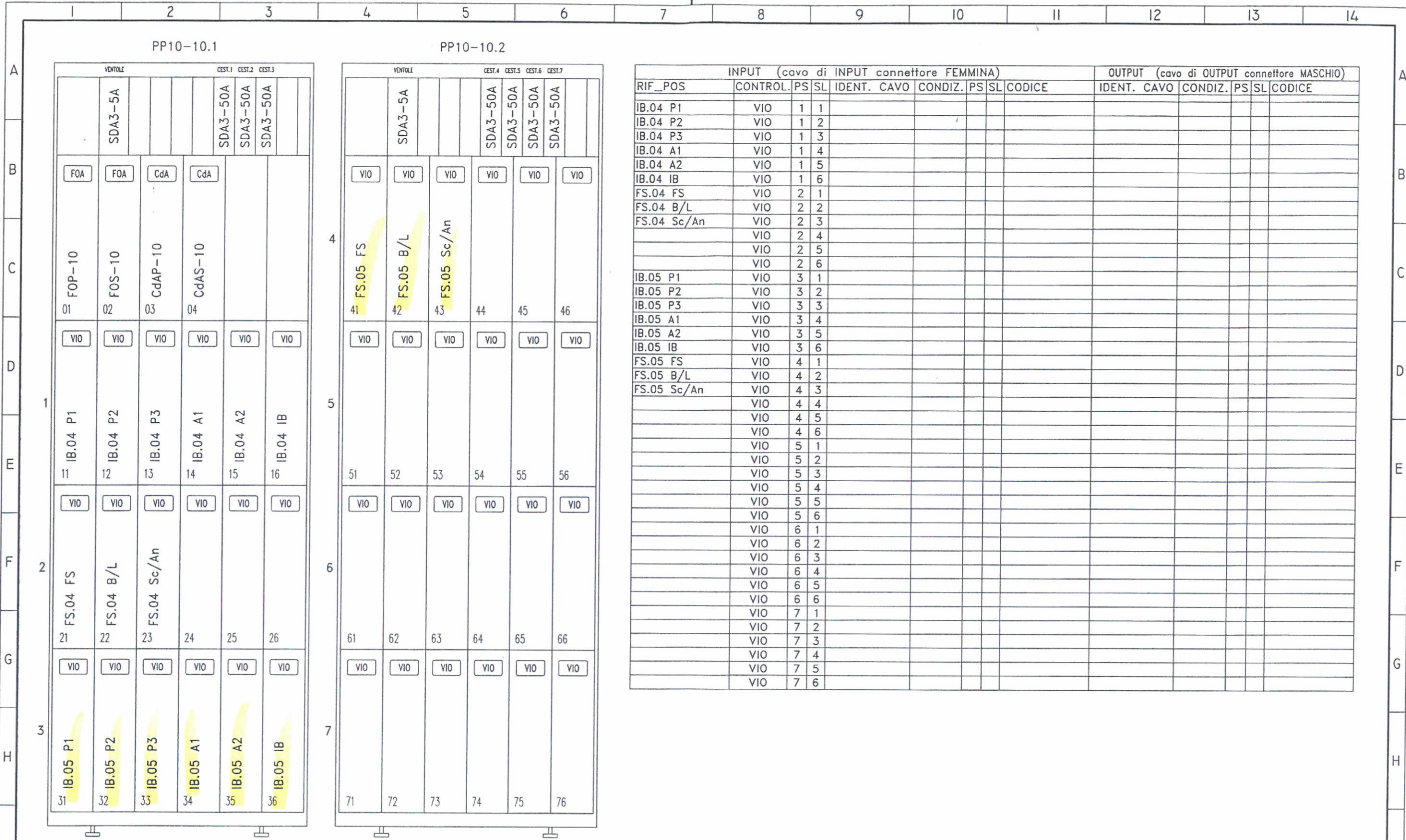


INPUT (cavo di INPUT connettore FEMMINA)						OUTPUT (cavo di OUTPUT connettore MASCHIO)							
RIF_POS	CONTROL.	PS	SL	IDENT. CAVO	CONDIZ.	PS	SL	CODICE	IDENT. CAVO	CONDIZ.	PS	SL	CODICE
	VIO	1	1										
	VIO	1	2										
	VIO	1	3										
	VIO	1	4										
	VIO	1	5										
	VIO	1	6										
	VIO	2	1										
	VIO	2	2										
	VIO	2	3										
	VIO	2	4										
	VIO	2	5										
	VIO	2	6										
IB.02 P1	VIO	3	1										
IB.02 P2	VIO	3	2										
IB.02 P3	VIO	3	3										
IB.02 A1	VIO	3	4										
IB.02 A2	VIO	3	5										
IB.02 IB	VIO	3	6										
FS.02 FS	VIO	4	1										
FS.02 B/L	VIO	4	2										
FS.02 Sc/An	VIO	4	3										
	VIO	4	4										
	VIO	4	5										
	VIO	4	6										
IB.03 P1	VIO	5	1										
IB.03 P2	VIO	5	2										
IB.03 P3	VIO	5	3										
IB.03 A1	VIO	5	4										
IB.03 A2	VIO	5	5										
IB.03 IB	VIO	5	6										
FS.03 FS	VIO	6	1										
FS.03 B/L	VIO	6	2										
FS.03 Sc/An	VIO	6	3										
	VIO	6	4										
	VIO	6	5										
	VIO	6	6										
	VIO	7	1										
	VIO	7	2										
	VIO	7	3										
	VIO	7	4										
	VIO	7	5										
	VIO	7	6										

Modificato in Revisione													
DENOMINATION													
PJ2 BIVIO FEGINO													
LAYOUT APPARECCHIATURE NEGLI ARMADI ENTI - RELE'													
PP09-09													
FILE NAME													
A30100DCVBXIZ0000A06.dwg													
DEPT. NAME													
MSS/HW1													
CODE FOR FUNCTION													
-													
IDENTIFICATION CODE													
XXXXXX													
SIZE													
A3													
SCALE													
NA													
MASS													
-													
SHEET													
13 di 33													

00.00		15.02.12	KAMUNDI H	15.02.12	ENCLIANI C	15.02.12	PARASANI R	EMISSIONE
LEV.	CHANGE NO	DATE	DRAWN	DATE	CHECKED	DATE	AUTHOR	DESCRIPTION

ALL RIGHTS RESERVED
NO PART OF THIS DOCUMENT
MAY BE REPRODUCED IN ANY FORM




INPUT (cavo di INPUT connettore FEMMINA)						OUTPUT (cavo di OUTPUT connettore MASCHIO)							
RIF_POS	CONTROL.	PS	SL	IDENT. CAVO	CONDIZ.	PS	SL	CODICE	IDENT. CAVO	CONDIZ.	PS	SL	CODICE
IB.04 P1	VIO	1	1										
IB.04 P2	VIO	1	2										
IB.04 P3	VIO	1	3										
IB.04 A1	VIO	1	4										
IB.04 A2	VIO	1	5										
IB.04 IB	VIO	1	6										
FS.04 FS	VIO	2	1										
FS.04 B/L	VIO	2	2										
FS.04 Sc/An	VIO	2	3										
	VIO	2	4										
	VIO	2	5										
	VIO	2	6										
IB.05 P1	VIO	3	1										
IB.05 P2	VIO	3	2										
IB.05 P3	VIO	3	3										
IB.05 A1	VIO	3	4										
IB.05 A2	VIO	3	5										
IB.05 IB	VIO	3	6										
FS.05 FS	VIO	4	1										
FS.05 B/L	VIO	4	2										
FS.05 Sc/An	VIO	4	3										
	VIO	4	4										
	VIO	4	5										
	VIO	4	6										
	VIO	5	1										
	VIO	5	2										
	VIO	5	3										
	VIO	5	4										
	VIO	5	5										
	VIO	5	6										
	VIO	6	1										
	VIO	6	2										
	VIO	6	3										
	VIO	6	4										
	VIO	6	5										
	VIO	6	6										
	VIO	7	1										
	VIO	7	2										
	VIO	7	3										
	VIO	7	4										
	VIO	7	5										
	VIO	7	6										

Modificato in Revisione													
DENOMINATION													
PJ2 BIVIO FEGINO													
LAYOUT APPARECCHIATURE NEGLI ARMADI ENTI - RELE'													
PP10-10													
FILE NAME													
A30100DCVBXIZ0000A06.dwg													
DEPT. NAME													
MSS/HW1													
CODE FOR FUNCTION													
-													
IDENTIFICATION CODE													
XXXXXX													
SIZE													
A3													
SCALE													
NA													
MASS													
-													
SHEET													
14 di 33													

00.00		15.02.12	KAMRINDI H	15.02.12	BIGLIANI C	15.02.12	PARASCANI R	EMISSIONE
LEV.	CHANGE NO	DATE	DRAWN	DATE	CHECKED	DATE	AUTHOR	DESCRIPTION

ALL RIGHTS RESERVED
NO PART OF THIS DOCUMENT
MAY BE REPRODUCED IN ANY FORM



INPUT (cavo di INPUT connettore FEMMINA)						OUTPUT (cavo di OUTPUT connettore MASCHIO)					
RIF_POS	CONTROL.	PS	SL	IDENT. CAVO	CONDIZ. PS SL CODICE	IDENT. CAVO	CONDIZ. PS SL CODICE				
IB.07 P1	VIO	1	1								
IB.07 P2	VIO	1	2								
IB.07 P3	VIO	1	3								
IB.07 A1	VIO	1	4								
IB.07 A2	VIO	1	5								
IB.07 IB	VIO	1	6								
FS.07 FS	VIO	2	1								
FS.07 B/L	VIO	2	2								
FS.07 Sc/An	VIO	2	3								
	VIO	2	4								
	VIO	2	5								
	VIO	2	6								
IB.08 P1	VIO	3	1								
IB.08 P2	VIO	3	2								
IB.08 P3	VIO	3	3								
IB.08 A1	VIO	3	4								
IB.08 A2	VIO	3	5								
IB.08 IB	VIO	3	6								
FS.08 FS	VIO	4	1								
FS.08 B/L	VIO	4	2								
FS.08 Sc/An	VIO	4	3								
	VIO	4	4								
	VIO	4	5								
	VIO	4	6								
IB.09 P1	VIO	5	1								
IB.09 P2	VIO	5	2								
IB.09 P3	VIO	5	3								
IB.09 A1	VIO	5	4								
IB.09 A2	VIO	5	5								
IB.09 IB	VIO	5	6								
FS.09 FS	VIO	6	1								
FS.09 B/L	VIO	6	2								
FS.09 Sc/An	VIO	6	3								
	VIO	6	4								
	VIO	6	5								
	VIO	6	6								
	VIO	7	1								
	VIO	7	2								
	VIO	7	3								
	VIO	7	4								
	VIO	7	5								
	VIO	7	6								


00.00										Modificato in Revisione			
LEV. CHANGE NO DATE										DENOMINATION			
15.02.12 KAMUNDI H 15.02.12 BIGLIANI C 15.02.12 PARASCANI R EMISSIONE										PJ2 BIVIO FEGINO			
DRAWN DATE CHECKED DATE AUTHOR DESCRIPTION										LAYOUT APPARECCHIATURE NEGLI ARMADI ENTI - RELE'			
										PP11-11			
										A3 NA - 15 di 33			
										XXXXXXXX			
										MSS/HW1 -			



FILE NAME: A30100DCVBXIZ0000A06.dwg
DEPT NAME: MSS/HW1
CODE FOR FUNCTION: -

IDENTIFICATION CODE: XXXXXX
SIZE: A3
SCALE: NA
SHEET: 15 di 33

ALL RIGHTS RESERVED
NO PART OF THIS DOCUMENT
MAY BE REPRODUCED IN ANY FORM



INPUT (cavo di INPUT connettore FEMMINA)						OUTPUT (cavo di OUTPUT connettore MASCHIO)							
RIF_POS	CONTROL.	PS	SL	IDENT. CAVO	CONDIZ.	PS	SL	CODICE	IDENT. CAVO	CONDIZ.	PS	SL	CODICE
IB.10 P1	VIO	1	1										
IB.10 P2	VIO	1	2										
IB.10 P3	VIO	1	3										
IB.10 A1	VIO	1	4										
IB.10 A2	VIO	1	5										
IB.10 IB	VIO	1	6										
FS.10 FS	VIO	2	1										
FS.10 B/L	VIO	2	2										
FS.10 Sc/An	VIO	2	3										
	VIO	2	4										
	VIO	2	5										
	VIO	2	6										
	VIO	3	1										
	VIO	3	2										
	VIO	3	3										
	VIO	3	4										
	VIO	3	5										
	VIO	3	6										
	VIO	4	1										
	VIO	4	2										
	VIO	4	3										
	VIO	4	4										
	VIO	4	5										
	VIO	4	6										
	VIO	5	1										
OUT.AUX	VIO	5	2										
ALL.ALM IS	VIO	5	3										
TLUM.01	VIO	5	4										
TLUM.02	VIO	5	5										
	VIO	5	6										
	VIO	6	1										
	VIO	6	2										
	VIO	6	3										
	VIO	6	4										
	VIO	6	5										
	VIO	6	6										
	VIO	7	1										
	VIO	7	2										
	VIO	7	3										
	VIO	7	4										
	VIO	7	5										
	VIO	7	6										

Modificato in Revisione										DENOMINATION											
										PJ2 BIVIO FEGINO											
										LAYOUT APPARECCHIATURE NEGLI ARMADI ENTI - RELE'											
										PP12-12											
 Ansaldo STS A Finmeccanica Company										FILE NAME A30100DCVBXIZ0000A06.dwg											
DEPT. NAME MSS/HW1										CODE FOR FUNCTION -		IDENTIFICATION CODE XXXXXX		SIZE A3		SCALE NA		MASS -		SHEET 16 di 33	
00.00 LEV. CHANGE NO DATE DRAWN. DATE CHECKED DATE AUTHOR. DESCRIPTION 15.02.12 KAMILINDI H 15.02.12 BIGLIANI C 15.02.12 PARASCANI R EMISSIONE																					

ALL RIGHTS RESERVED
NO PART OF THIS DOCUMENT
MAY BE REPRODUCED IN ANY FORM


PP13-13.1

PP13-13.2

VEHICLE		CEST.1	CEST.2	CEST.3
SDA3-5A			SDA3-50A	SDA3-50A SDA3-50A
FOA	FOA	CdA	CdA	
FOP-13	FOS-13	CdAP-13	CdAS-13	
01	02	03	04	
VIO	VIO	VIO	VIO	VIO
CSFS.01 SFS	CSFS.01 SC	CSFS.01 N C/FS	CSFS.02 SFS	CSFS.02 SC CSFS.02 N C/FS
11	12	13	14	15
VIO	VIO	VIO	VIO	VIO
CSFS.03 SFS	CSFS.03 SC	CSFS.03 N C/FS	CSFS.04 SFS	CSFS.04 SC CSFS.04 N C/FS
21	22	23	24	25
VIO	VIO	VIO	VIO	VIO
CSFS.05 SFS	CSFS.05 SC	CSFS.05 N C/FS	CSFS.06 SFS	CSFS.06 SC CSFS.06 N C/FS
31	32	33	34	35


VEHICLE		CEST.4	CEST.5	CEST.6	CEST.7
SDA3-5A			SDA3-50A	SDA3-50A SDA3-50A	SDA3-50A
VIO	VIO	VIO	VIO	VIO	VIO
CSFS.07 SFS	CSFS.07 SC	CSFS.07 N C/FS	CSFS.08 SFS	CSFS.08 SC	CSFS.08 N C/FS
41	42	43	44	45	46
VIO	VIO	VIO	VIO	VIO	VIO
CSFS.09 SFS	CSFS.09 SC	CSFS.09 N C/FS	CSFS.10 SFS	CSFS.10 SC	CSFS.10 N C/FS
51	52	53	54	55	56
VIO	VIO	VIO	VIO	VIO	VIO
61	62	63	64	65	66
VIO	VIO	VIO	VIO	VIO	VIO
71	72	73	74	75	76

INPUT (cavo di INPUT connettore FEMMINA)								OUTPUT (cavo di OUTPUT connettore MASCHIO)					
RIF_POS	CONTROL.	PS	SL	IDENT. CAVO	CONDIZ.	PS	SL	CODICE	IDENT. CAVO	CONDIZ.	PS	SL	CODICE
CSFS.01 SFS	VIO		1	1									
CSFS.01 SC	VIO		1	2									
CSFS.01 N C/FS	VIO		1	3									
CSFS.02 SFS	VIO		1	4									
CSFS.02 SC	VIO		1	5									
CSFS.02 N C/FS	VIO		1	6									
CSFS.03 SFS	VIO		2	1									
CSFS.03 SC	VIO		2	2									
CSFS.03 N C/FS	VIO		2	3									
CSFS.04 SFS	VIO		2	4									
CSFS.04 SC	VIO		2	5									
CSFS.04 N C/FS	VIO		2	6									
CSFS.05 SFS	VIO		3	1									
CSFS.05 SC	VIO		3	2									
CSFS.05 N C/FS	VIO		3	3									
CSFS.06 SFS	VIO		3	4									
CSFS.06 SC	VIO		3	5									
CSFS.06 N C/FS	VIO		3	6									
CSFS.07 SFS	VIO		4	1									
CSFS.07 SC	VIO		4	2									
CSFS.07 N C/FS	VIO		4	3									
CSFS.08 SFS	VIO		4	4									
CSFS.08 SC	VIO		4	5									
CSFS.08 N C/FS	VIO		4	6									
CSFS.09 SFS	VIO		5	1									
CSFS.09 SC	VIO		5	2									
CSFS.09 N C/FS	VIO		5	3									
CSFS.10 SFS	VIO		5	4									
CSFS.10 SC	VIO		5	5									
CSFS.10 N C/FS	VIO		5	6									
	VIO		6	1									
	VIO		6	2									
	VIO		6	3									
	VIO		6	4									
	VIO		6	5									
	VIO		6	6									
	VIO		7	1									
	VIO		7	2									
	VIO		7	3									
	VIO		7	4									
	VIO		7	5									
	VIO		7	6									

Modificato in Revisione															
DENOMINATION															
PJ2 BIVIO FEGINO LAYOUT APPARECCHIATURE NEGLI ARMADI ENTI - RELE' PP13-13															
 Ansaldo STS A Finmeccanica Company															
FILE NAME								A30100DCVBXIZ0000A06.dwg							
DEPT. NAME				CODE FOR FUNCTION		IDENTIFICATION CODE				SIZE		SCALE		MASS	
MSS/HW1				-		XXXXXX				A3		NA		-	
SHEET 17 di 33															

00.00		15.02.12	KAMLANDI H	15.02.12	BIGLIANI C	15.02.12	PARASCANI R	EMISSIONE
LEV.	CHANGE NO	DATE	DRAWN.	DATE	CHECKED	DATE	AUTHOR.	DESCRIPTION


ALL RIGHTS RESERVED
NO PART OF THIS DOCUMENT
MAY BE REPRODUCED IN ANY FORM



RIF_POS	INPUT (cavo di INPUT connettore FEMMINA)				OUTPUT (cavo di OUTPUT connettore MASCHIO)			
	CONTROL.	PS	SL	IDENT. CAVO	CONDIZ.	PS	SL	CODICE
TINF.01 I	VIO	1	1					
TINF.02 I	VIO	1	2					
TINF.03 I	VIO	1	3					
TINF.04 I	VIO	1	4					
TINF.05 I	VIO	1	5					
TINF.06 I	VIO	1	6					
TINF.06 II	VIO	2	1					
TINF.07 I	VIO	2	2					
TINF.08 I	VIO	2	3					
TINF.09 I	VIO	2	4					
TINF.10 I	VIO	2	5					
	VIO	2	6					
AVV.01 SCH2	VIO	3	1					
	VIO	3	2					
	VIO	3	3					
	VIO	3	4					
RAV.02 SCH1	VIO	3	5					
RAV.02 SCH2	VIO	3	6					
	VIO	4	1					
RAV.05 SCH1	VIO	4	2					
RAV.05 SCH2	VIO	4	3					
AVV.06 SCH2	VIO	4	4					
	VIO	4	5					
	VIO	4	6					
	VIO	5	1					
	VIO	5	2					
AVV.07 SCH2	VIO	5	3					
AVV.08 SCH2	VIO	5	4					
	VIO	5	5					
	VIO	5	6					
AVV.09 SCH2	VIO	6	1					
RAV.09 SCH1	VIO	6	2					
RAV.09 SCH2	VIO	6	3					
AVV.10 SCH2	VIO	6	4					
RAV.10 SCH1	VIO	6	5					
RAV.10 SCH2	VIO	6	6					
CL.09 CL_CSJNC	VIO	7	1					
CL.10 CL_CSJNC	VIO	7	2					
	VIO	7	3					
	VIO	7	4					
	VIO	7	5					
	VIO	7	6					

										Modificato in Revisione DENOMINATION PJ2 BIVIO FEGINO LAYOUT APPARECCHIATURE NEGLI ARMADI ENTI - RELE' PP14-14			
FILE NAME A30100DCVBXIZ0000A06.dwg										IDENTIFICATION CODE XXXXXX			
DEPT. NAME MSS/HW1										SIZE A3			
EMISSIONE DESCRIPTION										SCALE NA			
CHANGE NO DATE DRAWN DATE CHECKED DATE AUTHOR DATE										MASS -			
SHEET 18 di 33													

ALL RIGHTS RESERVED
NO PART OF THIS DOCUMENT
MAY BE REPRODUCED IN ANY FORM

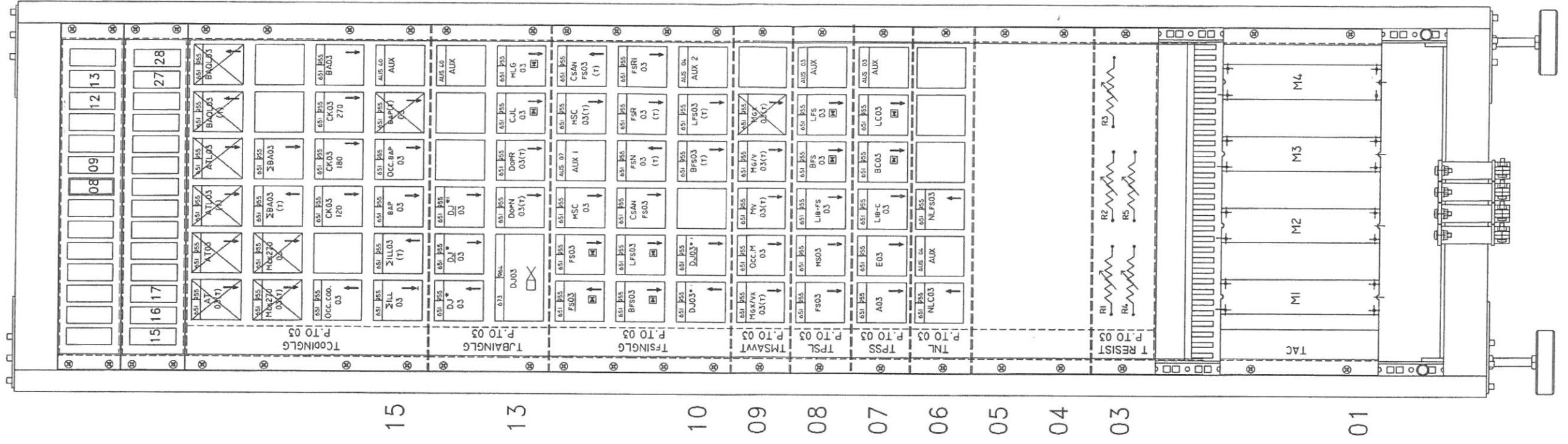


INPUT (cavo di INPUT connettore FEMMINA)				OUTPUT (cavo di OUTPUT connettore MASCHIO)									
RIF_POS	CONTROL.	PS	SL	IDENT. CAVO	CONDIZ.	PS	SL	CODICE	IDENT. CAVO	CONDIZ.	PS	SL	CODICE
LVFS.06	VIO	1	1										
LVFS.01	VIO	1	2										
	VIO	1	3										
	VIO	1	4										
	VIO	1	5										
	VIO	1	6										
LVFS.09	VIO	2	1										
LVFS.10	VIO	2	2										
	VIO	2	3										
LVFS.02	VIO	2	4										
	VIO	2	5										
	VIO	2	6										
CHRL.07s (01)	VIO	3	1										
CHRL.07d (05)	VIO	3	2										
CHRL.08s (02)	VIO	3	3										
CHRL.08d (06)	VIO	3	4										
	VIO	3	5										
	VIO	3	6										
RIPLC.01	VIO	4	1										
RIPLC.02	VIO	4	2										
	VIO	4	3										
	VIO	4	4										
CMT.01-04	VIO	4	5										
CMT.05-06	VIO	4	6										
LVFS.TI	VIO	5	1										
LVC.01	VIO	5	2										
	VIO	5	3										
	VIO	5	4										
	VIO	5	5										
	VIO	5	6										
	VIO	6	1										
	VIO	6	2										
	VIO	6	3										
	VIO	6	4										
	VIO	6	5										
	VIO	6	6										
	VIO	7	1										
	VIO	7	2										
	VIO	7	3										
	VIO	7	4										
	VIO	7	5										
	VIO	7	6										




<p>00.00 <input checked="" type="checkbox"/> 15.02.12 KAMILI H 15.02.12 BIGLIANI C 15.02.12 PARASCANI R EMISSIONE</p> <p>LEV. CHANGE NO DATE DRAWN DATE CHECKED DATE AUTHOR DESCRIPTION</p>										<p>Modificato in Revisione</p> <p>DENOMINATION</p> <p>PJ2 BIVIO FEGINO LAYOUT APPARECCHIATURE NEGLI ARMADI ENTI - RELE' PP15-15</p>			
<p>Ansaldo STS A Finmeccanica Company</p> <p>FILE NAME: A30100DCVBXIZ0000A06.dwg</p> <p>DEPT. NAME: MSS/HW1 CODE FOR FUNCTION: - IDENTIFICATION CODE: XXXXXX</p>								<p>SIZE: A3 SCALE: NA MASS: - SHEET: 19 di 33</p>					

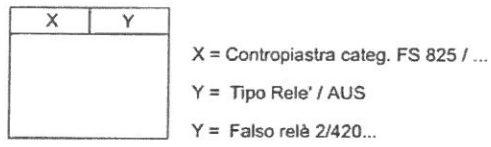
ALL RIGHTS RESERVED
NO PART OF THIS DOCUMENT
MAY BE REPRODUCED IN ANY FORM



VISTA ANTERIORE ARM. RELE' (01)



LEGENDA

-  CONNETTORE 10 Vie : Categ. FS 825 / 926
-  CONNETTORE 21 Vie : Categ. FS 825 / 921
-  CONNETTORE CABLATO NON UTILIZZATO




-  FALSO RELE'
-  RELE' NON MONTATO

(nn) Posizione in sala apparecchiature

Modificato in Revisione										
DENOMINATION										
PJ2 BIVIO FEGINO										
LAYOUT APPARECCHIATURE NEGLI ARMADI ENTI - RELE'										
IR01										
FILE NAME					IDENTIFICATION CODE					
A30100DCVBXIZ0000A06.dwg					XXXXXX					
DEPT. NAME			CODE FOR FUNCTION		SIZE		SCALE		SHEET	
MSS/HW1			-		A3		NA		20 di 33	

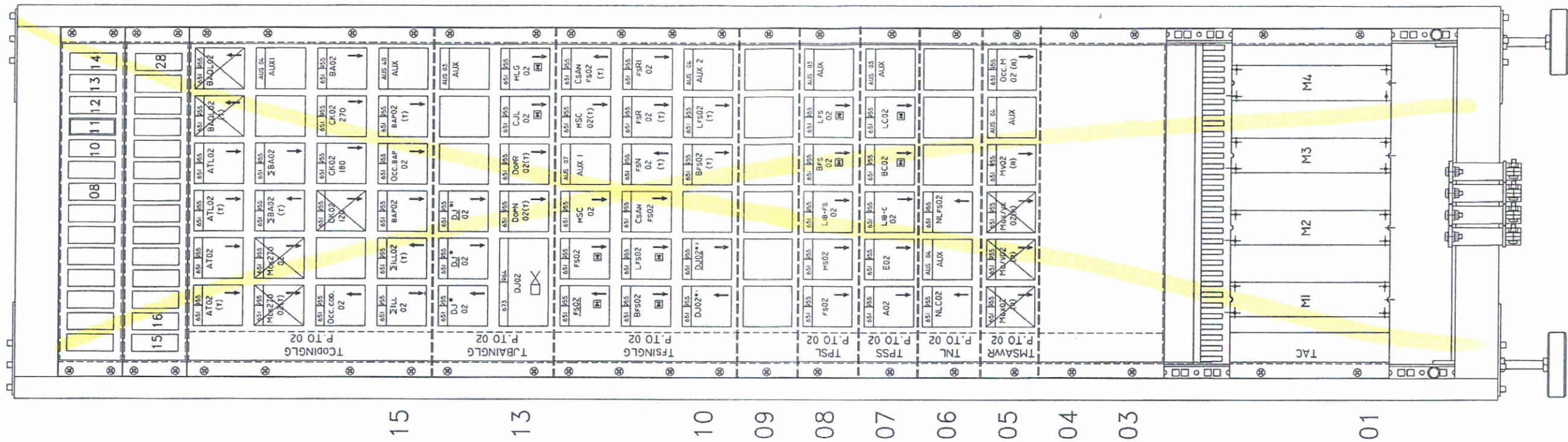
00.00		15.02.12	KAMLENDI H	15.02.12	BIGLIANI C	15.02.12	PARASCANI R	EMISSIONE
LEV.	CHANGE NO	DATE	DRAWN.	DATE	CHECKED	DATE	AUTHOR.	DESCRIPTION



Ansaldo STS
A Finmeccanica Company

ALL RIGHTS RESERVED
NO PART OF THIS DOCUMENT
MAY BE REPRODUCED IN ANY FORM

VISTA ANTERIORE ARM. RELE' (02)



LEGENDA

- CONNETTORE 10 Vie : Categ. FS 825 / 926
- CONNETTORE 21 Vie : Categ. FS 825 / 921
- CONNETTORE CABLATO NON UTILIZZATO

X	Y
---	---

 X = Contropiastra categ. FS 825 / ...
 Y = Tipo Rele' / AUS
 Y = Falso relè 2/420...

- FALSO RELE'
- RELE' NON MONTATO

(nn) Posizione in sala apparecchiature

00.00		15.02.12	KAMILINDI H	15.02.12	BIGLIANI C	15.02.12	PARASCANI R	EMISSIONE
LEV.	CHANGE NO	DATE	DRAWN	DATE	CHECKED	DATE	AUTHOR.	DESCRIPTION

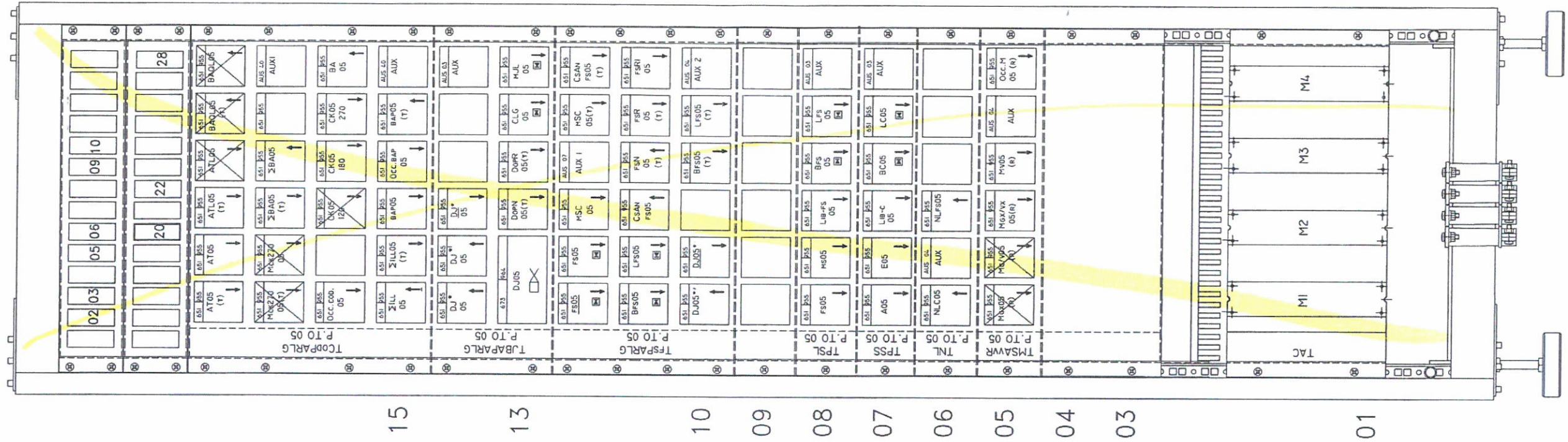


FILE NAME
A30100DCVBXIZO000A06.dwg
DEPT. NAME
MSS/HW1

Modificato in Revisione	
DENOMINATION	
PJ2 BIVIO FEGINO LAYOUT APPARECCHIATURE NEGLI ARMADI ENTI - RELE' IRO2	
IDENTIFICATION CODE	XXXXXX
SIZE	A3
SCALE	NA
MASS	-
SHEET	21 di 33

ALL RIGHTS RESERVED
NO PART OF THIS DOCUMENT
MAY BE REPRODUCED IN ANY FORM

VISTA ANTERIORE ARM. RELE' (03)



LEGENDA

- CONNETTORE 10 Vie : Categ. FS 825 / 926
- CONNETTORE 21 Vie : Categ. FS 825 / 921
- CONNETTORE CABLATO NON UTILIZZATO

X	Y
---	---

 X = Contropiastra categ. FS 825 / ...
 Y = Tipo Rele' / AUS
 Y = Falso relè 2/420...

- FALSO RELE'
- RELE' NON MONTATO

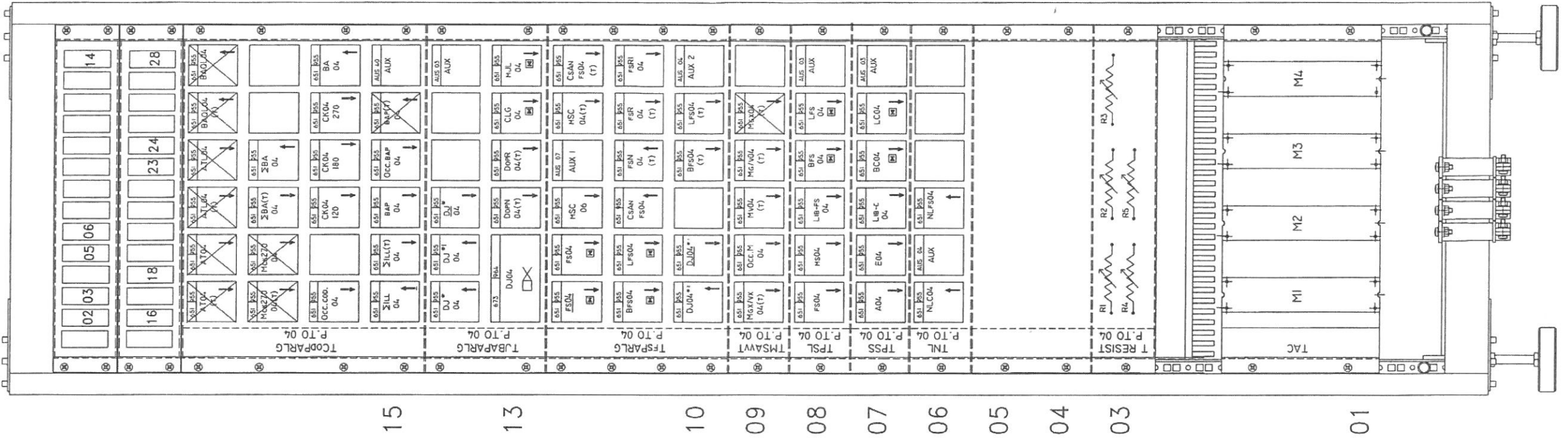
(nn) Posizione in sala apparecchiature

Modificato in Revisione										
DENOMINATION										
PJ2 BIVIO FEGINO										
LAYOUT APPARECCHIATURE NEGLI ARMADI ENTI - RELE'										
IRO3										
Ansaldo STS <small>A Finmeccanica Company</small>										
FILE NAME 27										
A30100DCVBXIZ0000A06.dwg										
DEPT. NAME 5			CODE FOR FUNCTION 6			IDENTIFICATION CODE 6			SIZE 13	SCALE 3
MSS/HW1			-			XXXXXX			A3	NA
								MASS 2	SHEET 14	
								-	22	

00.00		15.02.12	KAMILINDI H	15.02.12	BIGLIANI C	15.02.12	PARASCANI R	EMISSIONE
LEV. 9	CHANGE NO 8	DATE 17	DRAWN. 18	DATE 15	CHECKED 16	DATE 11	AUTHOR. 12	DESCRIPTION 25

ALL RIGHTS RESERVED
NO PART OF THIS DOCUMENT
MAY BE REPRODUCED IN ANY FORM

VISTA ANTERIORE ARM. RELE' (04)



LEGENDA

- CONNETTORE 10 Vie : Categ. FS 825 / 926
- CONNETTORE 21 Vie : Categ. FS 825 / 921
- CONNETTORE CABLATO NON UTILIZZATO

X	Y
---	---

X = Contropiastra categ. FS 825 / ...
Y = Tipo Relè' / AUS
Y = Falso relè 2/420...

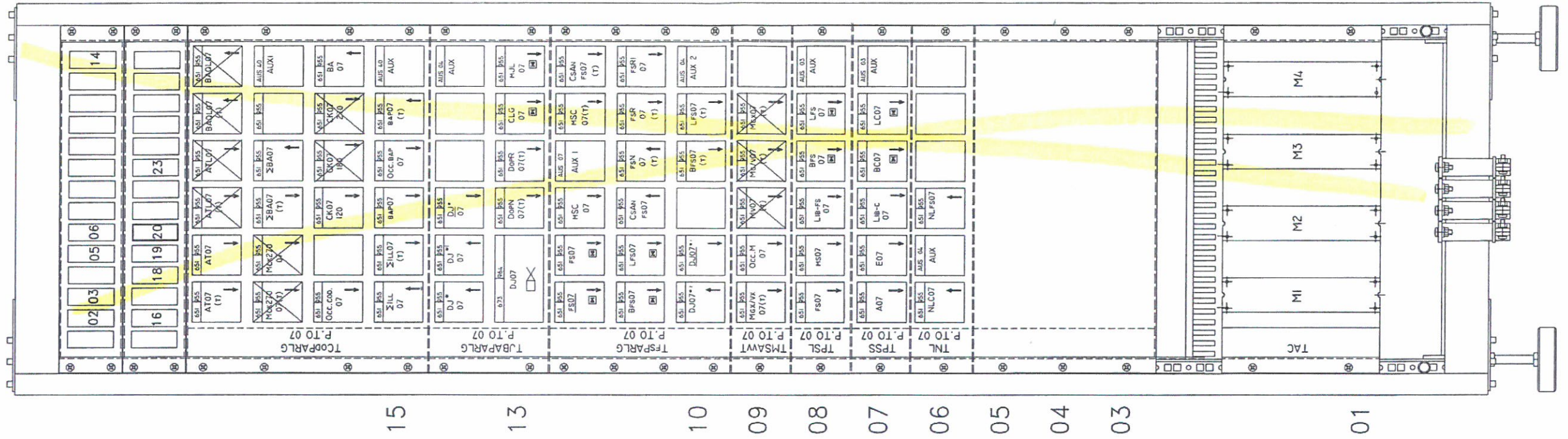
- FALSO RELE'
- RELE' NON MONTATO

(nn) Posizione in sala apparecchiature

										Modificato in Revisione							
										DENOMINATION							
										PJ2 BIVIO FEGINO							
										LAYOUT APPARECCHIATURE NEGLI ARMADI ENTI - RELE'							
										IR04							
								Ansaldo STS A Finmeccanica Company									
								FILE NAME		27							
								A30100DCVBXIZ0000A06.dwg									
								DEPT. NAME		5 CODE FOR FUNCTION		6 IDENTIFICATION CODE					
								MSS/HW1		-		XXXXXX					
00.00		15.02.12		15.02.12		15.02.12		EMISSIONE		13 SIZE		3 SCALE		2 MASS		1 SHEET	
LEV.		CHANGE NO		DATE		DRAWN.		DATE		CHECKED		DATE		AUTHOR.		DESCRIPTION	
1		2		3		4		5		6		7		8		9	
10		11		12		13		14		15		16		17		18	

ALL RIGHTS RESERVED
NO PART OF THIS DOCUMENT
MAY BE REPRODUCED IN ANY FORM

VISTA ANTERIORE ARM. RELE' (05)



LEGENDA

- CONNETTORE 10 Vie : Categ. FS 825 / 926
- CONNETTORE 21 Vie : Categ. FS 825 / 921
- CONNETTORE CABLATO NON UTILIZZATO

X	Y
---	---

 X = Controplastrà categ. FS 825 / ...
 Y = Tipo Relè' / AUS
 Y = Falso relè 2/420...

- FALSO RELE'
- RELE' NON MONTATO

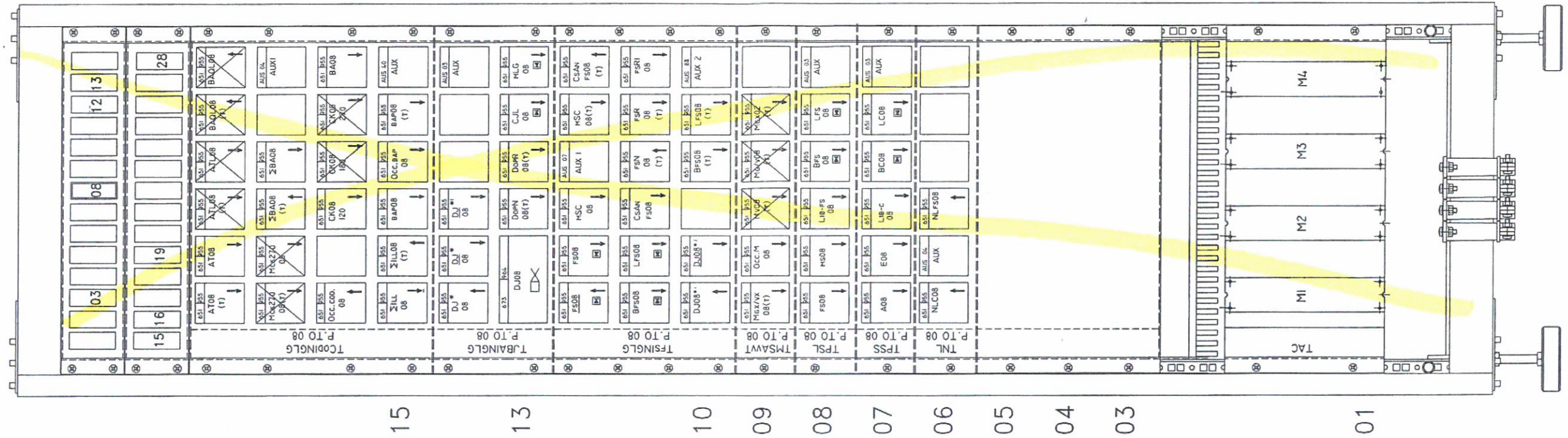
(nn) Posizione in sala apparecchiature

LEV.	CHANGE NO	DATE	DRAWN	DATE	CHECKED	DATE	AUTHOR	DESCRIPTION
00.00		15.02.12	KAMILUNDI H	15.02.12	BIGLIANI C	15.02.12	PARASCANI R	EMISSIONE

 Ansaldo STS A Finmeccanica Company		Modificato in Revisione	
		DENOMINATION PJ2 BIVIO FEGINO LAYOUT APPARECCHIATURE NEGLI ARMADI ENTI - RELE' IR05	
FILE NAME A30100DCVBXIZ0000A06.dwg		IDENTIFICATION CODE XXXXXX	
DEPT. NAME MSS/HW1	CODE FOR FUNCTION -	SIZE A3	SCALE NA
		MASS -	SHEET 24 di 33

ALL RIGHTS RESERVED
NO PART OF THIS DOCUMENT
MAY BE REPRODUCED IN ANY FORM

VISTA ANTERIORE ARM. RELE' (06)



LEGENDA

- CONNETTORE 10 Vie : Categ. FS 825 / 926
- CONNETTORE 21 Vie : Categ. FS 825 / 921
- CONNETTORE CABLATO NON UTILIZZATO

X	Y
---	---

X = Contropiastra categ. FS 825 / ...
Y = Tipo Relè' / AUS
Y = Falso relè 2/420...

- FALSO RELE'
- RELE' NON MONTATO

(nn) Posizione in sala apparecchiature

LEV.	CHANGE NO	DATE	DRAWN	DATE	CHECKED	DATE	AUTHOR	DESCRIPTION
00.00		15.02.12	KAMLANDI H	15.02.12	BIGLIANI C	15.02.12	PARASCANI R	EMISSIONE



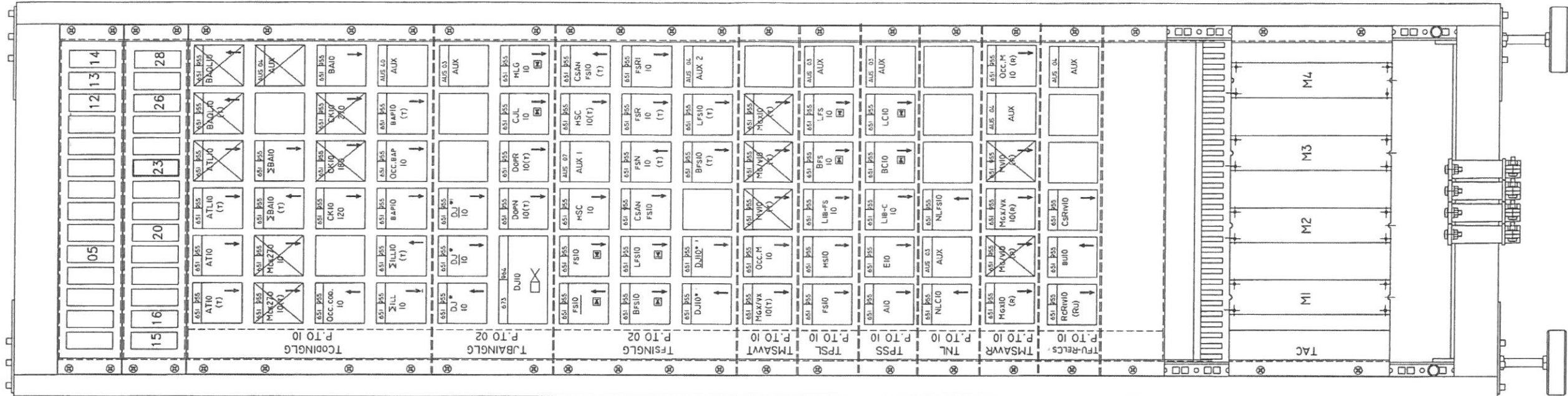
FILE NAME
A30100DCVBXIZ0000A06.dwg

DEPT. NAME
MSS/HW1




Modificato in Revisione	
DENOMINATION	
PJ2 BIVIO FEGINO LAYOUT APPARECCHIATURE NEGLI ARMADI ENTI - RELE' IR06	
IDENTIFICATION CODE	XXXXXX
SIZE	A3
SCALE	NA
MASS	-
SHEET	25 di 33

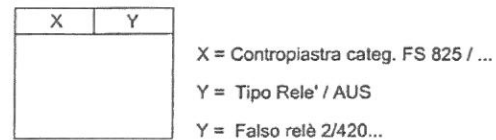
ALL RIGHTS RESERVED
NO PART OF THIS DOCUMENT
MAY BE REPRODUCED IN ANY FORM

VISTA ANTERIORE ARM. RELE' (08)




LEGENDA

-  CONNETTORE 10 Vie : Categ. FS 825 / 926
-  CONNETTORE 21 Vie : Categ. FS 825 / 921
-  CONNETTORE CABLATO NON UTILIZZATO



-  FALSO RELE'
-  RELE' NON MONTATO

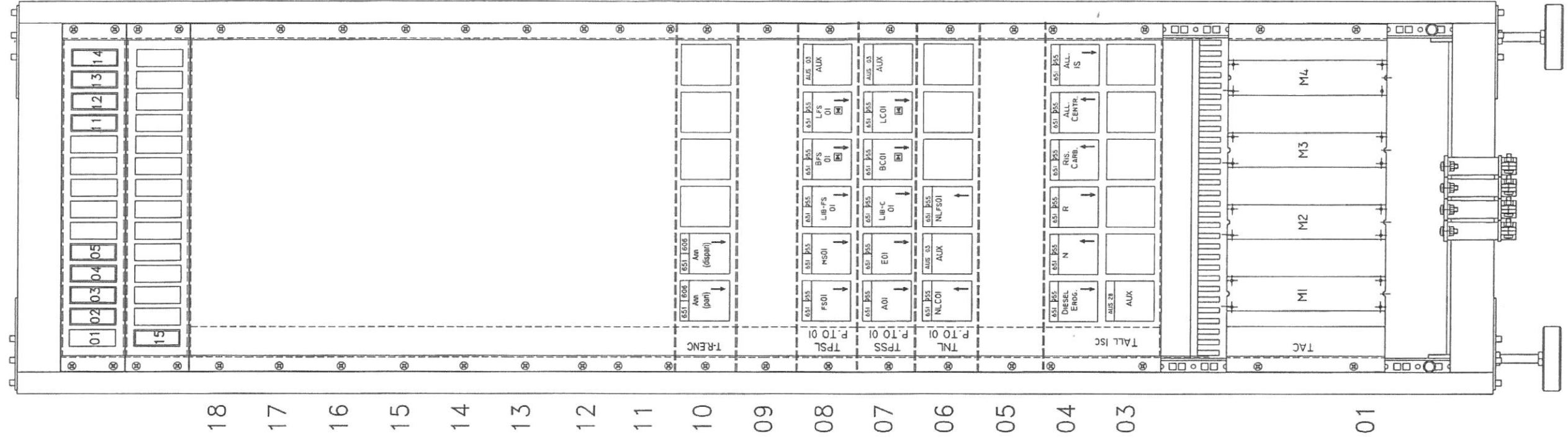
(nn) Posizione in sala apparecchiature

00.00		15.02.12	KAMILINDI H	15.02.12	BIGLIANI C	15.02.12	PARASCANI R	EMISSIONE
LEV.	CHANGE NO	DATE	DRAWN.	DATE	CHECKED	DATE	AUTHOR.	DESCRIPTION




 Ansaldo STS A Finmeccanica Company		Modificato in Revisione	
FILE NAME A30100DCVBXIZ0000A06.dwg		DENOMINATION PJ2 BIVIO FEGINO LAYOUT APPARECCHIATURE NEGLI ARMADI ENTI - RELE' IR08	
DEPT. NAME MSS/HW1	CODE FOR FUNCTION -	IDENTIFICATION CODE XXXXXX	14 SHEET 27 di 33
13 SIZE A3	3 SCALE NA	2 MASS -	

ALL RIGHTS RESERVED
NO PART OF THIS DOCUMENT
MAY BE REPRODUCED IN ANY FORM

VISTA ANTERIORE ARM. RELE' (09)




LEGENDA

-  CONNETTORE 10 Vie : Categ. FS 825 / 926
-  CONNETTORE 21 Vie : Categ. FS 825 / 921
-  CONNETTORE CABLATO NON UTILIZZATO

X	Y
X = Contropiastra categ. FS 825 / ...	
Y = Tipo Rele' / AUS	
Y = Falso relè 2/420...	

-  FALSO RELE'
-  RELE' NON MONTATO

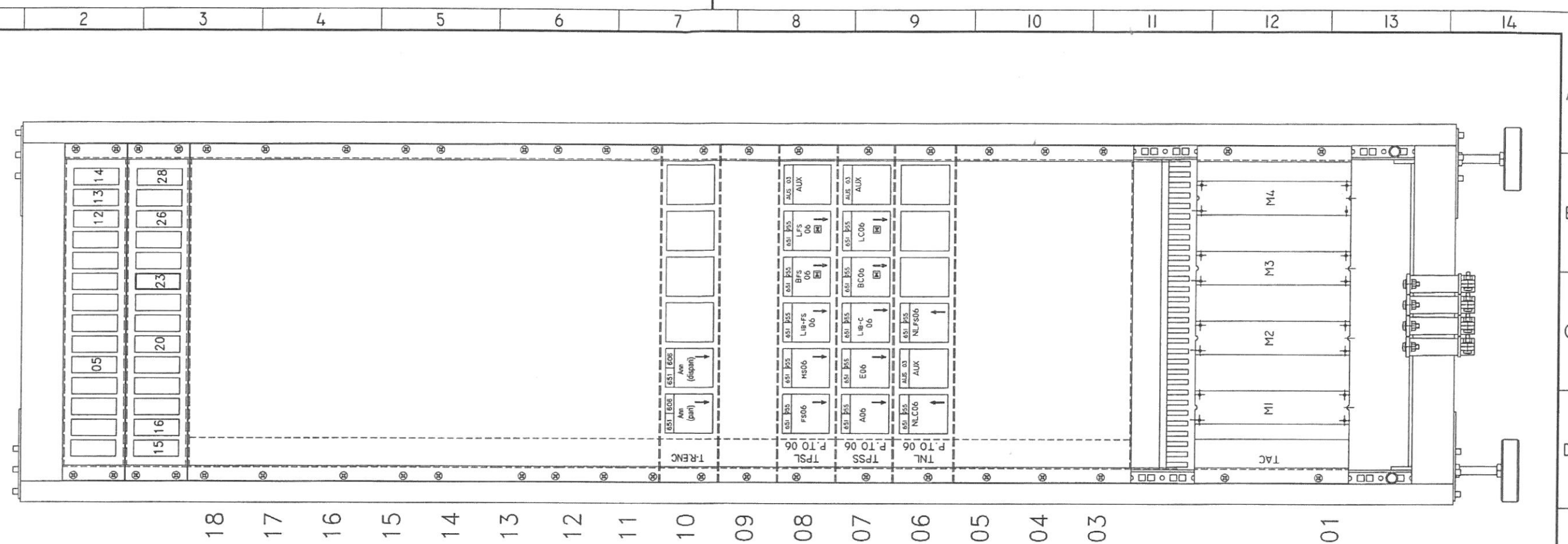
(nn) Posizione in sala apparecchiature

00.00		15.02.12	KAMUNDI H	15.02.12	BIGLIANI C	15.02.12	PARASCANI R	EMISSIONE
LEV.	CHANGE NO	DATE	DRAWN	DATE	CHECKED	DATE	AUTHOR	DESCRIPTION

 Ansaldo STS A Finmeccanica Company		Modificato in Revisione	
FILE NAME A30100DCVBXIZ0000A06.dwg		PJ2 BIVIO FEGINO LAYOUT APPARECCHIATURE NEGLI ARMADI ENTI - RELE' IR09	
DEPT NAME MSS/HW1	CODE FOR FUNCTION -	IDENTIFICATION CODE XXXXXXX	SIZE SCALE MASS SHEET A3 NA - 28 di 33

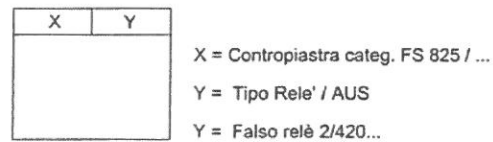
ALL RIGHTS RESERVED
NO PART OF THIS DOCUMENT
MAY BE REPRODUCED IN ANY FORM

VISTA ANTERIORE ARM. RELE' (10)



LEGENDA

- CONNETTORE 10 Vie : Categ. FS 825 / 926
- CONNETTORE 21 Vie : Categ. FS 825 / 921
- CONNETTORE CABLATO NON UTILIZZATO



- FALSO RELE'
- RELE' NON MONTATO

(nn) Posizione in sala apparecchiature

LEV.	CHANGE NO	DATE	DRAWN.	DATE	CHECKED	DATE	AUTHOR.	DESCRIPTION
00.00		15.02.12	KAMILINDI H	15.02.12	BIGLIANI C	15.02.12	PARASCANI R	EMISSIONE



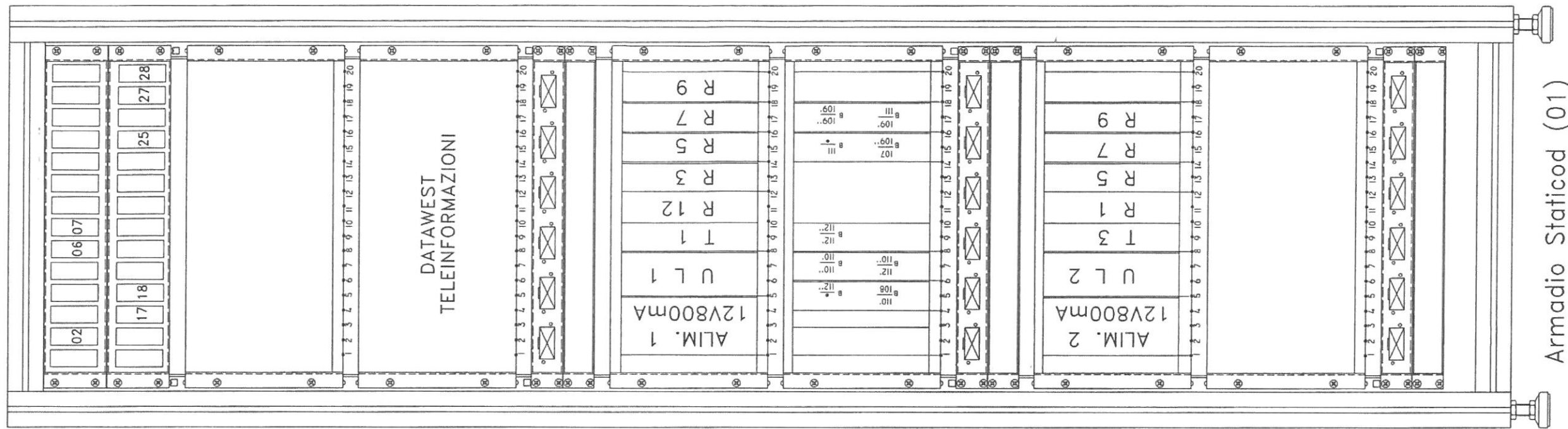
FILE NAME
A30100DCVBXIZ0000A06.dwg

DEPT. NAME
MSS/HW1

Modificato in Revisione													
DENOMINATION													
PJ2 BIVIO FEGINO													
LAYOUT APPARECCHIATURE NEGLI ARMADI ENTI - RELE'													
IR10													
IDENTIFICATION CODE													
XXXXXX													
SIZE	SCALE	MASS	SHEET										
A3	NA	-	29 di 33										

ALL RIGHTS RESERVED
NO PART OF THIS DOCUMENT
MAY BE REPRODUCED IN ANY FORM

STATICOD
vista front.



Armadio Staticod (01)

15 14 13 10 09 07 06 05 04 03 01

LEGENDA

- CONNETTORE 10 Vie : Categ. FS 825 / 926
- CONNETTORE 21 Vie : Categ. FS 825 / 921
- CONNETTORE CABLATO NON UTILIZZATO

X	Y
X = Contropiastra categ. FS 825 / ...	
Y = Tipo Relè / AUS	
Y = Falso relè 2/420...	

- FALSO RELE'
- RELE' NON MONTATO

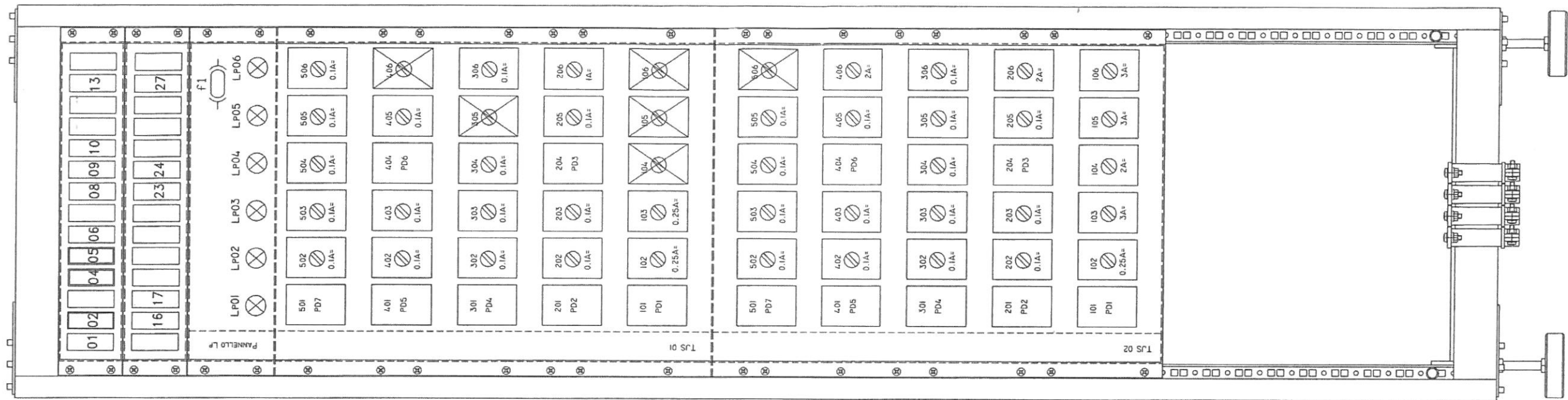
(nn) Posizione in sala apparecchiature

00.00		15.02.12	KAMILINDI H	15.02.12	BIGLIANI C	15.02.12	PARASCANI R	EMISSIONE
LEV.	CHANGE NO	DATE	DRAWN	DATE	CHECKED	DATE	AUTHOR	DESCRIPTION

<p>Ansaldo STS A Finmeccanica Company</p>		Modificato in Revisione	
		DENOMINATION	
FILE NAME A30100DCVBXIZ0000A06.dwg		PJ2 BIVIO FEGINO LAYOUT APPARECCHIATURE NEGLI ARMADI ENTI - RELE' STATICOD	
DEPT. NAME	CODE FOR FUNCTION	IDENTIFICATION CODE	SHEET
MSS/HW1	-	XXXXXX	30 di 33
SIZE	SCALE	MASS	
A3	NA	-	

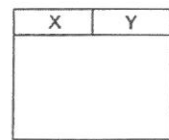
ALL RIGHTS RESERVED
NO PART OF THIS DOCUMENT
MAY BE REPRODUCED IN ANY FORM

VISTA ANTERIORE ARM. IS (01)



LEGENDA

- CONNETTORE 10 Vie : Categ. FS 825 / 926
- CONNETTORE 21 Vie : Categ. FS 825 / 921
- CONNETTORE CABLATO NON UTILIZZATO



X = Contropiastra categ. FS 825 / ...
Y = Tipo Relè / AUS
Y = Falso relè 2/420...



FALSO RELE'



RELE' NON MONTATO

(nn) Posizione in sala apparecchiature

										Modificato in Revisione							
										DENOMINAZIONE							
										PJ2 BIVIO FEGINO							
										LAYOUT APPARECCHIATURE NEGLI ARMADI ENTI - RELE'							
										IS01							
										IDENTIFICATION CODE							
										XXXXXX							
										SIZE		SCALE		MASS		SHEET	
										A3		NA		-		31 di 33	
00.00	X	15.02.12	KAMILINDI H	15.02.12	ENGLANI C	15.02.12	PARASCANI R	EMISSIONE									
LEV.	CHANGE NO	DATE	DRAWN	DATE	CHECKED	DATE	AUTHOR	DESCRIPTION									

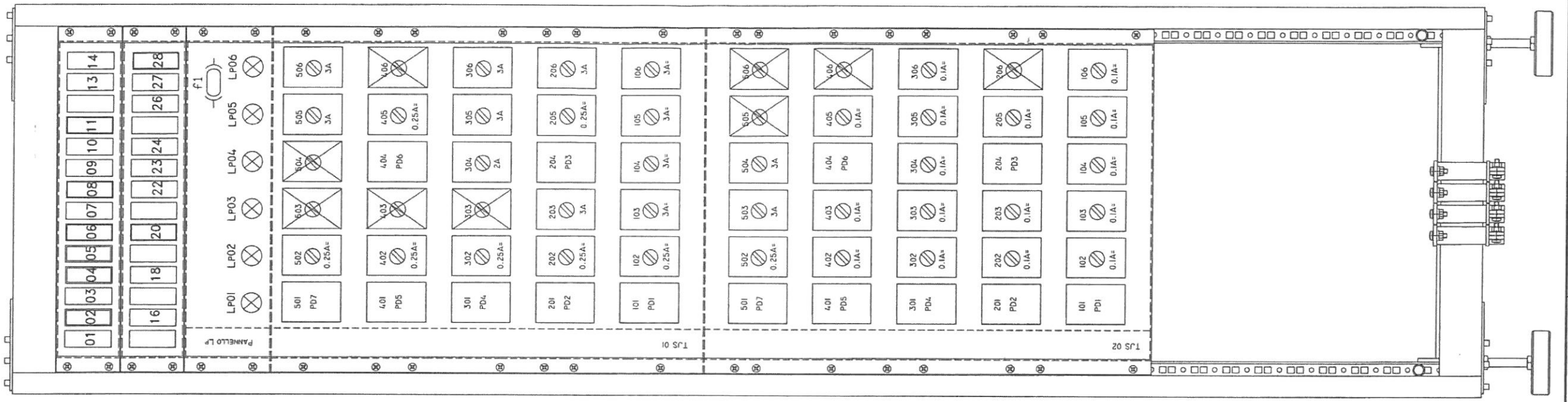


FILE NAME
A30100DCVBXIZ0000A06.dwg

DEPT. NAME CODE FOR FUNCTION IDENTIFICATION CODE
MSS/HW1 - XXXXXX

ALL RIGHTS RESERVED
NO PART OF THIS DOCUMENT
MAY BE REPRODUCED IN ANY FORM

VISTA ANTERIORE ARM. IS (02)



LEGENDA

- CONNETTORE 10 Vie : Categ. FS 825 / 926
- CONNETTORE 21 Vie : Categ. FS 825 / 921
- CONNETTORE CABLATO NON UTILIZZATO
- | | |
|---|---|
| X | Y |
|---|---|

 X = Contropiastra categ. FS 825 / ...
Y = Tipo Rele' / AUS
Y = Falso relè 2/420...
- FALSO RELE'
- RELE' NON MONTATO

(nn) Posizione in sala apparecchiature

LEV.	CHANGE NO	DATE	DRAWN.	DATE	CHECKED	DATE	AUTHOR.	DESCRIPTION
00.00		15.02.12	KAMILI H	15.02.12	BIGLIANI C	15.02.12	PARASCANI R	EMISSIONE

Ansaldo STS
A Finmeccanica Company

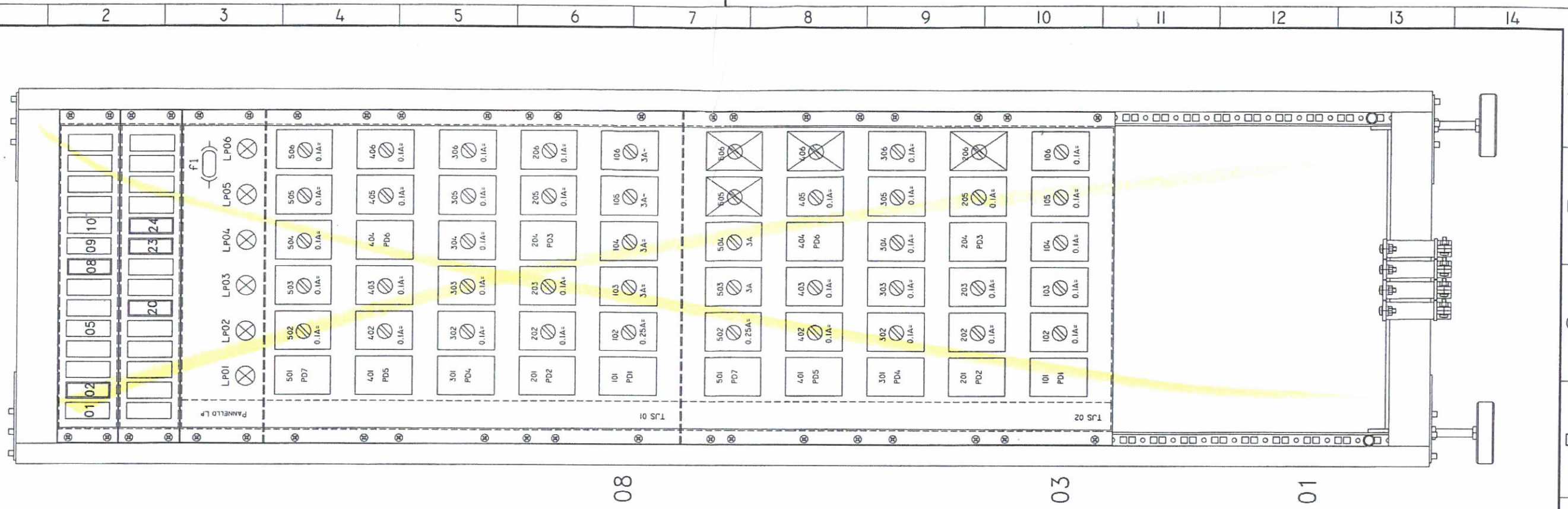
FILE NAME: A30100DCVBXIZ0000A06.dwg

DEPT. NAME: MSS/HW1

Modificato in Revisione													
DENOMINATION: PJ2 BIVIO FEGINO													
LAYOUT APPARECCHIATURE NEGLI ARMADI ENTI - RELE' IS02													
IDENTIFICATION CODE: XXXXXX													
SIZE: A3	SCALE: NA	MASS: -	SHEET: 32 di 33										

ALL RIGHTS RESERVED
NO PART OF THIS DOCUMENT
MAY BE REPRODUCED IN ANY FORM

VISTA ANTERIORE ARM. IS (03)



LEGENDA

CONNETTORE 10 Vie : Categ. FS 825 / 926

CONNETTORE 21 Vie : Categ. FS 825 / 921

CONNETTORE CABLATO NON UTILIZZATO

X	Y
X = Contropiastra categ. FS 825 / ...	
Y = Tipo Relè / AUS	
Y = Falso relè 2/420...	

FALSO RELE'

RELE' NON MONTATO

(nn) Posizione in sala apparecchiature

00.00		15.02.12	KARLENDI H	15.02.12	BIGLIANI C	15.02.12	PARASCANI R	EMISSIONE
LEV.	CHANGE NO	DATE	DRAWN	DATE	CHECKED	DATE	AUTHOR	DESCRIPTION

Ansaldo STS
A Finmeccanica Company

FILE NAME
A30100DCVBXIZ0000A06.dwg

DEPT. NAME
MSS/HW1

Modificato in Revisione													
DENOMINATION													
PJ2 BIVIO FEGINO													
LAYOUT APPARECCHIATURE NEGLI ARMADI ENTI - RELE'													
IS03													
IDENTIFICATION CODE													
XXXXXX													
15	3	2	1										
SIZE	SCALE	MASS	SHEET										
A3	NA	-	33 di 33										