Provincia				
Comune				
Livellette	L. =	2267.42	716.76	2810.24
	DISL. =	−27.21	−3.18	−1.55
	p. =	−0.012000	−0.004431	−0.000552
Progr. Livellette			41+342.974	42+059.733



COORDINATE ASSOLUTE POZZETTI

DIMENSIONI	NOME	COORDINATE	
1.50x1.50	A1	X=46324.326	Y=188481.301
1.50x1.50	A2	X=46297.438	Y=188578.794
1.50x1.50	A3	X=46270.852	Y=188675.195
1.50x1.50	A4	X=46244.267	Y=188771.596
1.50x1.50	A5	X=46217.681	Y=188867.998
1.50x1.50	A6	X=46191.096	Y=188964.399
1.50x1.50	A7	X=46175.987	Y=189019.188
1.50x1.50	A8	X=46172.349	Y=189049.767
1.50x1.50	A9	X=46159.895	Y=189072.094
1.50x1.50	A10	X=46136.183	Y=189158.075
1.50x1.50	A11	X=46109.611	Y=189254.428
1.50x1.50	A12	X=46083.042	Y=189350.772
1.50x1.50	A13	X=46056.470	Y=189447.125
1.50x1.50	A14	X=46029.898	Y=189543.478
1.50x1.50	A15	X=46003.328	Y=189639.821
1.50x1.50	A16	X=45977.089	Y=189736.180
1.50x1.50	A17	X=45952.733	Y=189832.852
1.50x1.50	A18	X=45931.141	Y=189930.064
1.50x1.50	A18a	X=45919.600	Y=189988.258
1.50x1.50	A18b	X=45919.497	Y=190007.827

DIMENSIONI	NOME	COORDINATE	
1.50x1.50	A19	X=45915.751	Y=190028.560
1.50x1.50	A19a	X=45909.286	Y=190045.264
1.50x1.50	A20	X=45896.302	Y=190126.303
1.50x1.50	A21	X=45883.095	Y=190225.009
1.50x1.50	A22	X=45872.709	Y=190324.120
1.50x1.50	A23	X=45865.152	Y=190423.516
1.50x1.50	A24	X=45860.429	Y=190522.971
1.50x1.50	A25	X=45858.550	Y=190622.637
1.50x1.50	A26	X=45859.516	Y=190722.345
1.50x1.50	A27	X=45863.315	Y=190821.910
1.50x1.50	A28	X=45869.966	Y=190921.412
2.80x2.80	A29	X=45879.451	Y=190999.435
2.80x2.80	A30	X=45892.628	Y=191117.500
2.80x2.80	A31	X=45907.660	Y=191215.798
2.80x2.80	A32	X=45927.128	Y=191313.605
2.80x2.80	A33	X=45945.481	Y=191411.878
2.80x2.80	A34	X=45963.855	Y=191510.175
2.80x2.80	A35	X=45982.229	Y=191608.473
2.80x2.80	A36	X=46000.604	Y=191706.770
2.80x2.80	A37	X=46018.978	Y=161805.068

DIMENSIONI	NOME	COORDINATE	
1.50x1.50	B1	X=46305.165	Y=188475.933
1.50x1.50	B2	X=46278.256	Y=188573.504
1.50x1.50	B3	X=46251.670	Y=188669.905
1.50x1.50	B4	X=46225.085	Y=188766.306
1.50x1.50	B5	X=46198.548	Y=188862.722
1.50x1.50	B6	X=46171.914	Y=188959.109
1.50x1.50	B7	X=46156.991	Y=189013.219
1.50x1.50	B8	X=46144.643	Y=189042.127
1.50x1.50	B9	X=46143.507	Y=189067.575
1.50x1.50	B10	X=46119.796	Y=189153.555
1.50x1.50	B11	X=46093.223	Y=189249.909
1.50x1.50	B12	X=46066.654	Y=189346.252
1.50x1.50	B13	X=46040.082	Y=189442.605
1.50x1.50	B14	X=46013.510	Y=189538.958
1.50x1.50	B15	X=45986.940	Y=189635.302
1.50x1.50	B16	X=45960.700	Y=189731.660
1.50x1.50	B17	X=45936.214	Y=189828.836
1.50x1.50	B18	X=45914.496	Y=189926.610
1.50x1.50	B18a	X=45902.899	Y=189985.088
1.50x1.50	B18b	X=45895.906	Y=190003.409

DIMENSIONI	NOME	COORDINATE	
1.50x1.50	B19	X=45892.106	Y=190024.444
1.50x1.50	B19a	X=45892.533	Y=190042.380
1.50x1.50	B20	X=45879.501	Y=190123.707
1.50x1.50	B21	X=45866.216	Y=190222.989
1.50x1.50	B22	X=45855.783	Y=190322.534
1.50x1.50	B23	X=45848.192	Y=190422.356
1.50x1.50	B24	X=45843.439	Y=190522.401
1.50x1.50	B25	X=45841.551	Y=190622.514
1.50x1.50	B26	X=45842.519	Y=190722.649
1.50x1.50	B27	X=45846.338	Y=190822.793
1.50x1.50	B28	X=45853.012	Y=190922.729
2.80x2.80	B29	X=45858.056	Y=191001.653
2.80x2.80	B30	X=45873.509	Y=191120.135
2.80x2.80	B31	X=45888.625	Y=191218.986
2.80x2.80	B32	X=45904.219	Y=191317.857
2.80x2.80	B33	X=45922.578	Y=191416.159
2.80x2.80	B34	X=45940.952	Y=191514.456
2.80x2.80	B35	X=45959.326	Y=191612.754
2.80x2.80	B36	X=45977.700	Y=191711.051
2.80x2.80	B37	X=45996.075	Y=191809.349

LUNGHEZZE TOMBINI

TOMBINI ø1000	
TRATTO	L. tubo (m)
A1–A2	99.60
A2–A3	98.50
A3–A4	98.50
A4–A5	98.50
A5–A6	98.50
A6–A7	55.30
A7–A8	29.30
A8–A9	24.00
A9–A10	99.00
A10–A11	99.00
A11–A12	99.00
A12–A13	99.00
A13–A14	99.00
A14–A15	99.00
A15–A16	99.00
A16–A17	99.00
A17–A18	99.00
A18–A18a	59.30
A18a–A18b	19.60

TOMBINI ø1000	
TRATTO	L. tubo (m)
A18b–A19	21.10
A19–A19a	18.00
A19a–A20	82.10
A20–A21	98.00
A21–A22	98.00
A22–A23	98.00
A23–A24	98.00
A24–A25	98.00
A25–A26	98.00
A26–A27	98.00
A27–A28	98.00
A28–A29	76.00
L tot.=	2553.30

TOMBINI ø2000	
TRATTO	L. tubo (m)
A29–A30	116.00
A30–A31	96.50
A31–A32	96.50
A32–A33	97.20
A33–A34	97.20
A34–A35	97.20
A35–A36	97.20
A36–A37	97.20
L tot.=	795.00

TOMBINI ø1000	
TRATTO	L. tubo (m)
B1–B2	99.80
B2–B3	98.50
B3–B4	98.50
B4–B5	98.50
B5–B6	98.50
B6–B7	54.50
B7–B8	30.00
B8–B9	24.00
B9–B10	99.00
B10–B11	99.00
B11–B12	99.00
B12–B13	99.00
B13–B14	99.00
B14–B15	99.00
B15–B16	99.00
B16–B17	99.00
B17–B18	99.00
B18–B18a	59.60
B18a–B18b	19.60

TOMBINI ø1000	
TRATTO	L. tubo (m)
B18b–B19	21.40
B19–B19a	18.00
B19a–B20	82.40
B20–B21	99.00
B21–B22	99.00
B22–B23	99.00
B23–B24	99.00
B24–B25	99.00
B25–B26	99.00
B26–B27	99.00
B27–B28	99.00
B28–B29	76.00
L tot.=	2562.30

TOMBINI ø2000	
TRATTO	L. tubo (m)
B29–B30	116.80
B30–B31	97.20
B31–B32	97.00
B32–B33	97.20
B33–B34	97.20
B34–B35	97.20
B35–B36	97.20
B36–B37	97.20
L tot.=	797.00

PLANIMETRIA POSIZIONE POZZETTI SCALA 1:2000

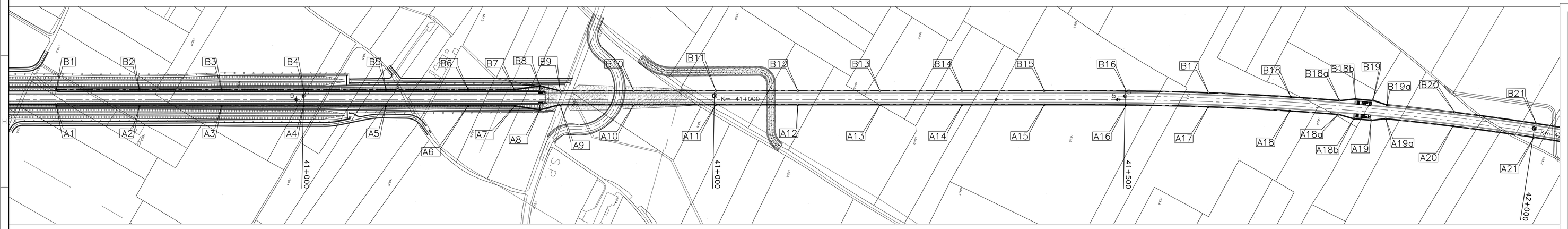

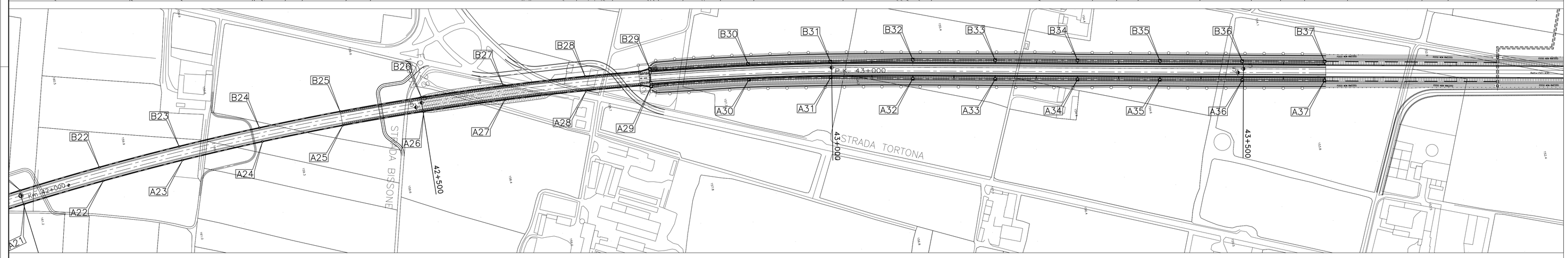

COMMITTENTE:

RFI RETE FERROVIARIA ITALIANA
GRUPPO FERROVIE DELLO STATO ITALIANE

ALTA SORVEGLIANZA:

ITALFERR
GRUPPO FERROVIE DELLO STATO ITALIANE

GENERAL CONTRACTOR:

COCIV Consorzio Collegamenti Integrati Veloci

INFRASTRUTTURE FERROVIARIE STRATEGICHE DEFINITE DALLA LEGGE OBIETTIVO N.443/01

TRATTA A.V./A.C. TERZO VALICO DEI GIOVI
PROGETTO DEFINITIVO

USCITE DI SICUREZZA GALLERIA POZZOLO FORMIGARO

Galleria Artificiale Pozzolo

dal Km 40+794,00 al Km 42+778,80

Sistemazioni idrauliche

GENERAL CONTRACTOR	ITALFERR S.p.A.	SCALA:
Consorzio Cociv Project Manager Ing. Pietro Pagani 26/03/2012		varie

COMMESSA	LOTTO	FASE	ENTE	TIPO DOC.	OPERA/DISCIPLINA	PROGR.	REV.
A301	00	D	CV	LZ	GA1M0X	001	E

PROGETTAZIONE

Rev.	Descrizione emissione	Redatto	Data	Verificato	Data	Progettista Integratore	Data	IL PROGETTISTA
B00	EMISS. EX ART.4 D.Lgs 190/02	ST.GAS	15/06/2005	PM	15/06/2005	OC	15/06/2005	
E00	ADEGUAMENTO SICUREZZA IN GALLERIA	Ing. Panzan	16/03/2012	Ing. F. Calta	20/03/2012	Ing. E. Pagani	23/03/2012	ORDINE DEGLI INGEGNERI DELLA PROVINCIA DI TORINO Ing. Enrico PAGANI n. 9739

n. Elab. 36

Nome File: A301-00-D-CV-LZ-GA1M0X-001_E00

CUP: F81H9200000008