DETTAGLIO POZZETTO ROMPITRATTA MT
SCALA 1:20

SEZIONE LONGITUDINALE

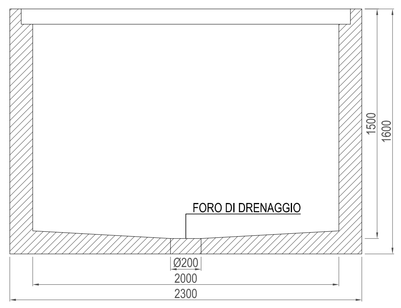

SEZIONE TRASVERSALE

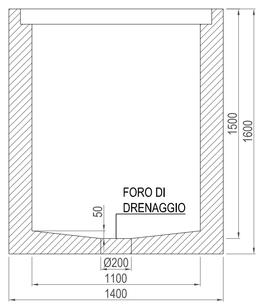

DETTAGLIO CHIUSINO PER POZZETTO ROMPITRATTA MT
SCALA 1:10

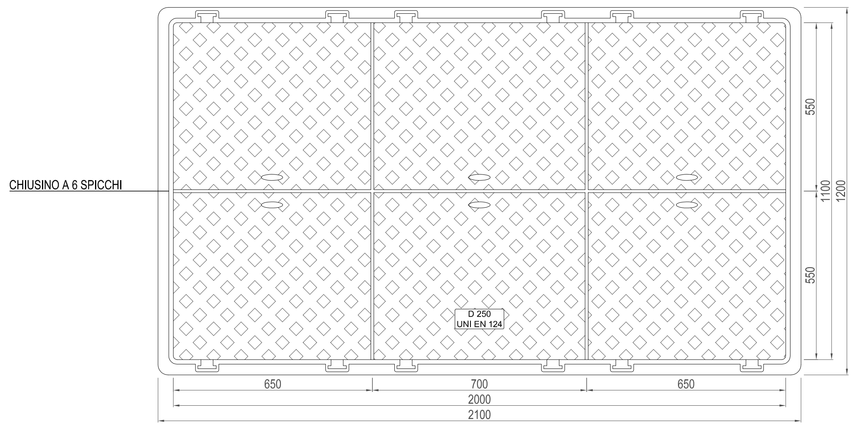

DETTAGLIO POZZETTO D'ANGOLO MT
SCALA 1:20

VISTA SUPERIORE

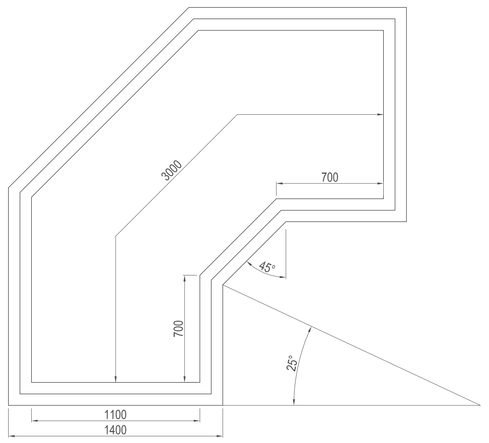

SEZIONE TRASVERSALE

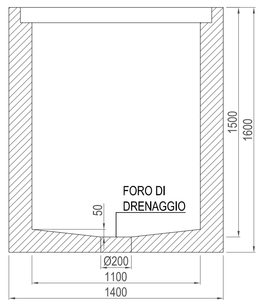

DETTAGLIO CHIUSINO PER POZZETTO D'ANGOLO MT
SCALA 1:10

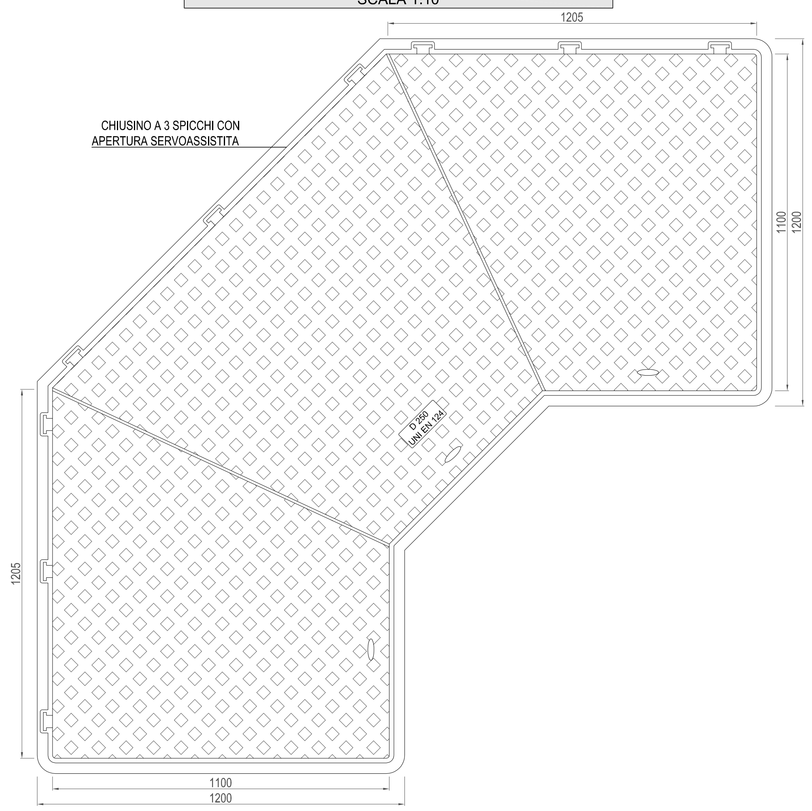

DETTAGLIO POZZETTO 800x800x1000 mm
E RELATIVO CHIUSINO - SCALA 1:10

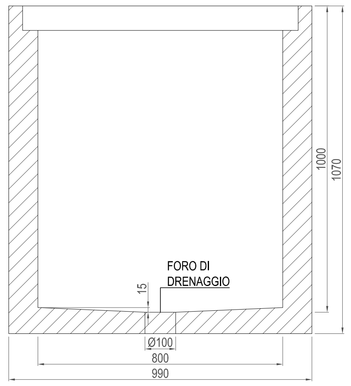

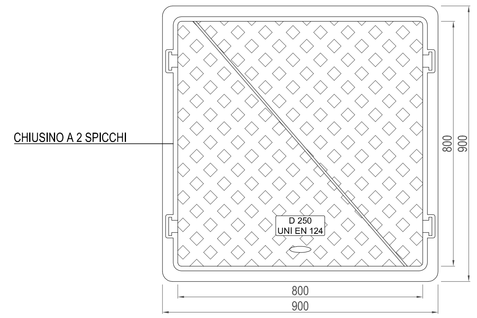

DETTAGLIO POZZETTO 1200x1200x1250 mm
E RELATIVO CHIUSINO - SCALA 1:10

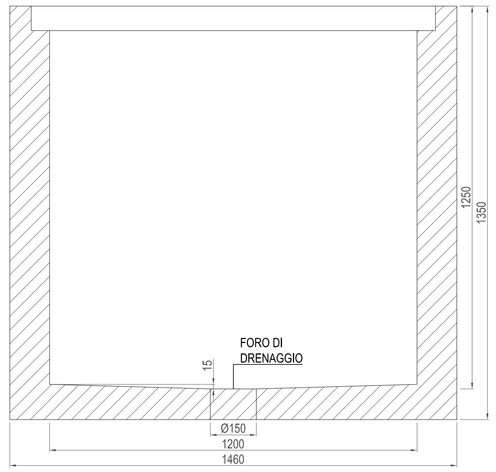

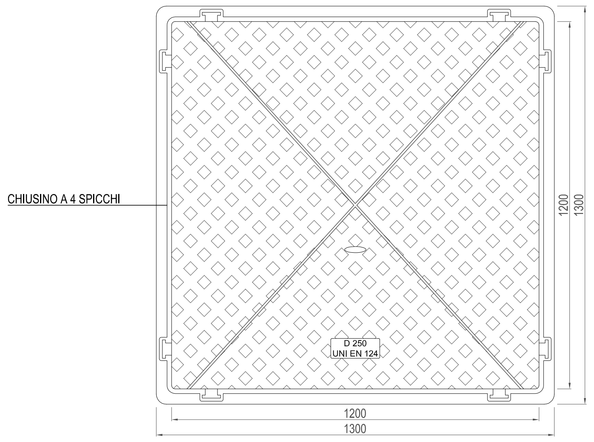

DETTAGLIO POZZETTO 1500x1500x1250 mm
E RELATIVO CHIUSINO - SCALA 1:10

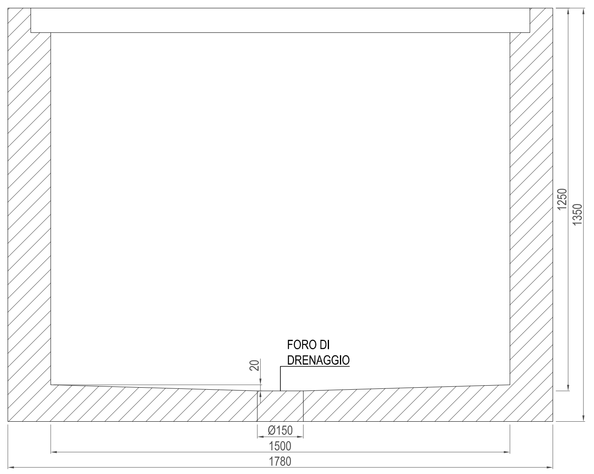

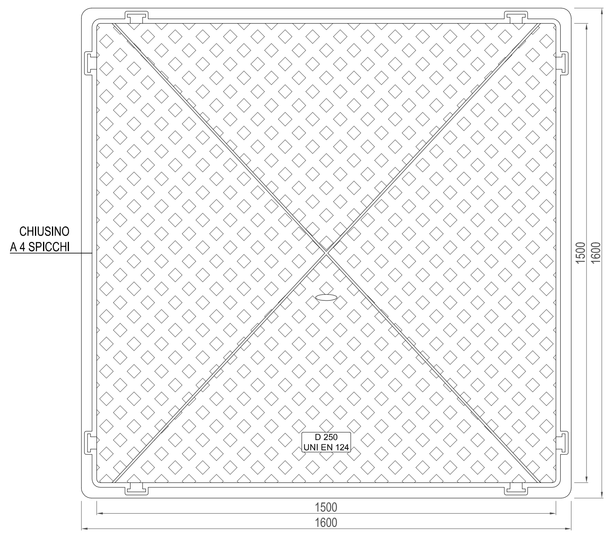

DETTAGLIO POZZETTO 1800x1800x1500 mm
E RELATIVO CHIUSINO - SCALA 1:10

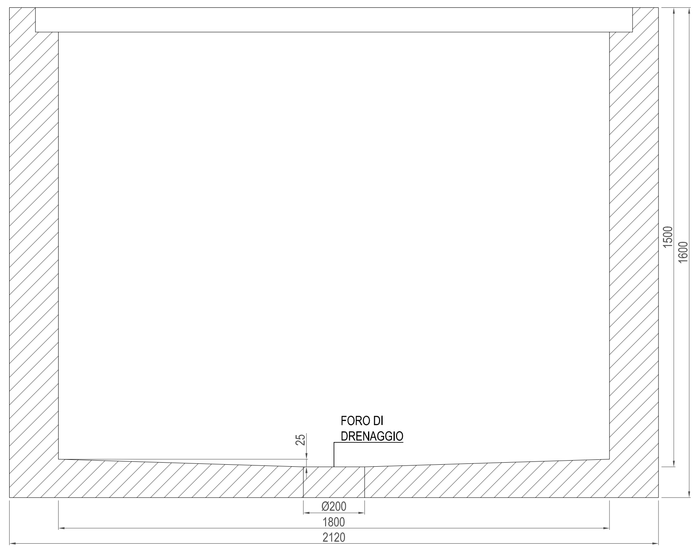



DETTAGLIO POZZETTO 500x500x750 mm
E RELATIVO CHIUSINO - SCALA 1:10

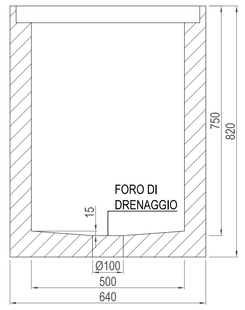

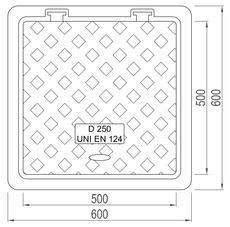

DETTAGLIO CAVIDOTTI FLESSIBILI
SCALA 1:5

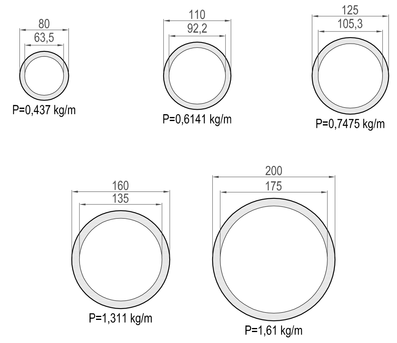

DETTAGLIO CAVIDOTTI RIGIDI
SCALA 1:5

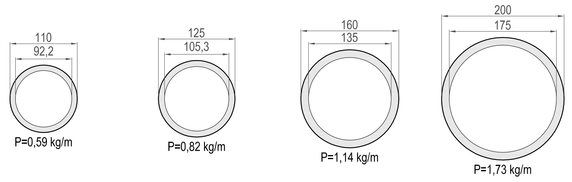

NOTE PER I POZZETTI:
- POZZETTI RINFORZATI IN CALCESTRUZZO PREFABBRICATO A NORMA UNI EN 1917 O GETTATO IN OPERA

NOTE PER I CHIUSINI:
- CHIUSINI IN GHISA SFEROIDALE
- CONFORMI ALLA NORMA UNI EN 124
- CLASSE C250 (CARICO DI ROTTURA 250 kN)
- L'APERTURA DEL CHIUSINI DEVE AVERE UN PESO NON SUPERIORE AI 36 kg

NOTE PER I CAVIDOTTI FLESSIBILI:
- CAVIDOTTI CORRUGATI FLESSIBILI A DOPPIA PARETE IN POLIETILENE AD ALTA DENSITA'
- CONFORMI ALLA NORMA CEI EN 50086-2-4/A1N
- RESISTENZA ALLO SCHIACCIAMENTO NON INFERIORE A 450 N

NOTE PER I CAVIDOTTI RIGIDI:
- CAVIDOTTI CORRUGATI RIGIDI A DOPPIA PARETE IN POLIETILENE AD ALTA DENSITA'
- CONFORMI ALLA NORMA CEI EN 50086-2-4/A1N
- RESISTENZA ALLO SCHIACCIAMENTO NON INFERIORE A 750 N

KEY MAP

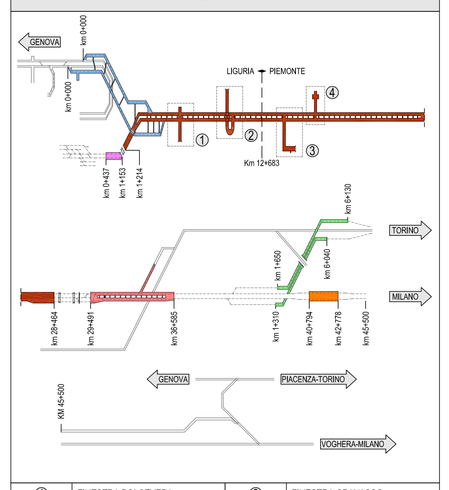

①	FINESTRA POLCEVERA	②	FINESTRA CRAVASCO
③	FINESTRA CASTAGNOLA	④	FINESTRA VALLEMME
	GALLERIA INTERCONNESSIONE VALICO		
	GALLERIA CAMPASSO		
	GALLERIA III VALICO		
	GALLERIA SERRAVALLE		
	GALLERIA SHUNT TORINO		
	GALLERIA POZZOLO		
	ZONA DI INTERVENTO		

ELABORATI DI RIFERIMENTO

A301 00 D CV PX IT0000 001	IMPIANTI TECNOLOGICI PIANI SCHEMATICI CUNICOLI ATTRAVERSAMENTI E PIAZZOLE

COMMITTENTE:

RFI RETE FERROVIARIA ITALIANA
GRUPPO FERROVIE DELLO STATO ITALIANE

ALTA SORVEGLIANZA:

ITALFERR
GRUPPO FERROVIE DELLO STATO ITALIANE

GENERAL CONTRACTOR:

Consorzio Collegamenti Integrati Veloci

INFRASTRUTTURE FERROVIARIE STRATEGICHE DEFINITE DALLA LEGGE OBIETTIVO N.443/01

TRATTA A.V./A.C. TERZO VALICO DEI GIOVI
PROGETTO DEFINITIVO

DISTRIBUZIONE CAVIDOTTI ELETTRICI PRINCIPALI, AREE ESTERNE
TIPOLOGICO POZZETTI E CAVIDOTTI

GENERAL CONTRACTOR	ITALFERR S.p.A.	SCALA:
Consorzio Cociv Project Manager Ing. Mario Lupi Data: 31/10/2012		Varie

COMMESSA	LOTTO	FASE	ENTE	TIPO DOC.	OPERA/DISCIPLINA	PROGR.	REV.
A301	00	D	CV	BZ	IN0000X	001	F

PROGETTAZIONE

Rev.	Descrizione emissione	Redatto	Data	Verificato	Data	Progettista Integratore	Data	IL PROGETTISTA
F00	Affinamenti progettuali	Ing. F.Ferlinzo	26/10/2012	Ing. L.Berdi	30/10/2012	Ing. E. Fagiani	31/10/2012	Ing. E. Ghislandi ORDINE DEGLI INGEGNERI DELLA PROVINCIA DI MILANO Dott. Ing. Enrico Ghislandi Sez. A Data: 31/10/2012

n. Elab.

Nome File: A301-00-D-CV-BZ-IN00-00-001-F00

CUP: F81H92000000008