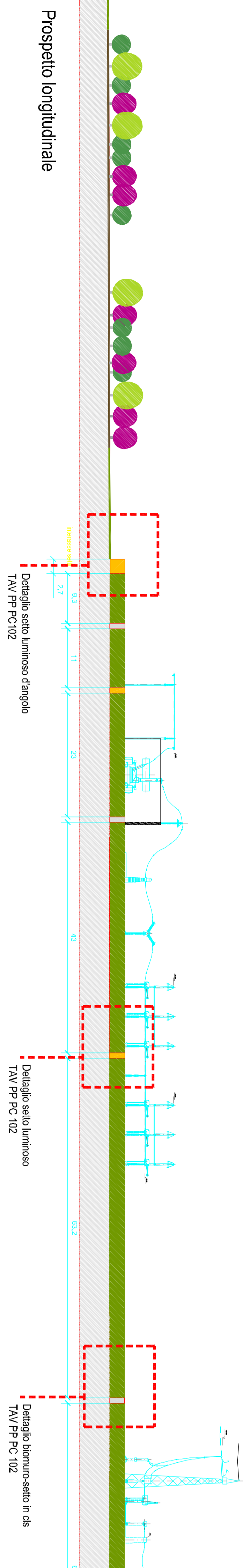





Prospetto frontale



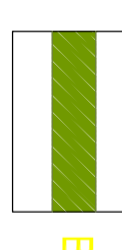
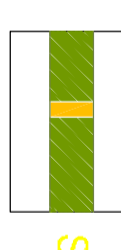

Prospetto longitudinale

LEGENDA



Alberature

-  *Acer campestre*
-  *Cornus mas*
-  *Crataegus monogyna*

Recinzioni

-  Biomuro
-  Setto luminoso
-  Setto in cemento armato

Trattamenti del suolo

-  Erba medio alta
-  Paociamatura

Maria Grazia Tampieri architetto
 sede legale: via Rialto 36 38068 Rovereto TN
 studio: via Aladino Govoni 24 00136 Roma tel/fax 06.35346580
 segreteria@tamperistudio.it

Committente: Tema s.p.a.

Comune di Roma - Provincia di Roma

Inserimento paesaggistico/architettonico
 della nuova S.E. 380-150 di Ponte Galeria

PROSPETTI DI PROGETTO

scala: 1:500

codice elaborato: PP SP 101

progettista
 Arch. Maria Grazia Tampieri