



**LEGENDA**

-  AREA DI INTERVENTO
-  LINEE BATIMETRICHE

**SCALA**

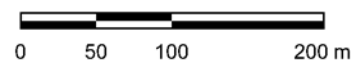


FIGURA 2.1

BATIMETRIA DEL BACINO PORTUALE