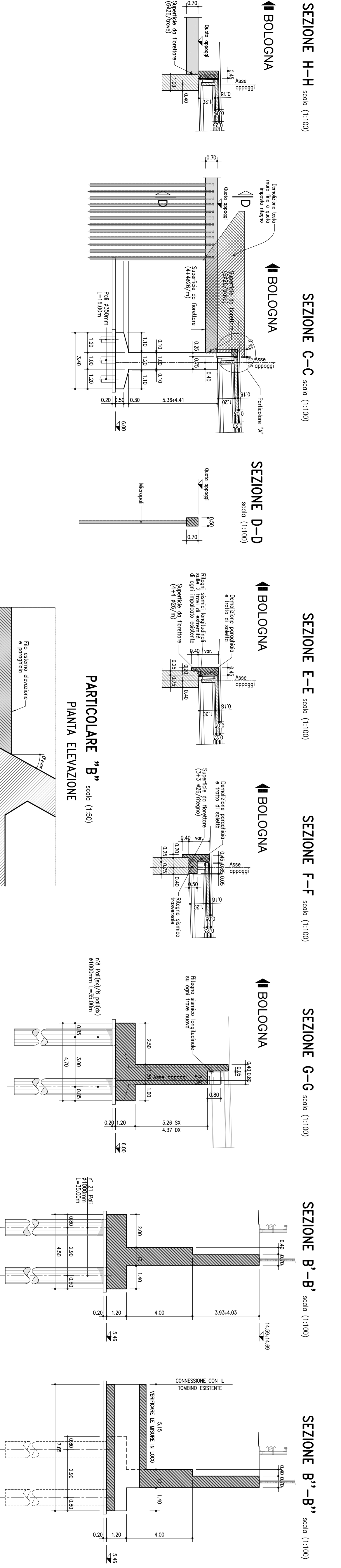
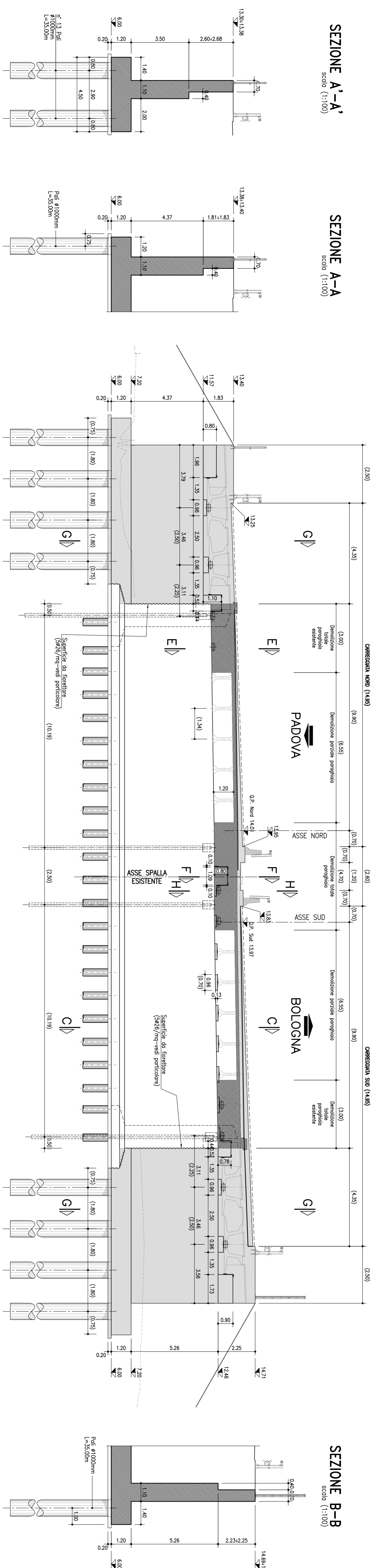
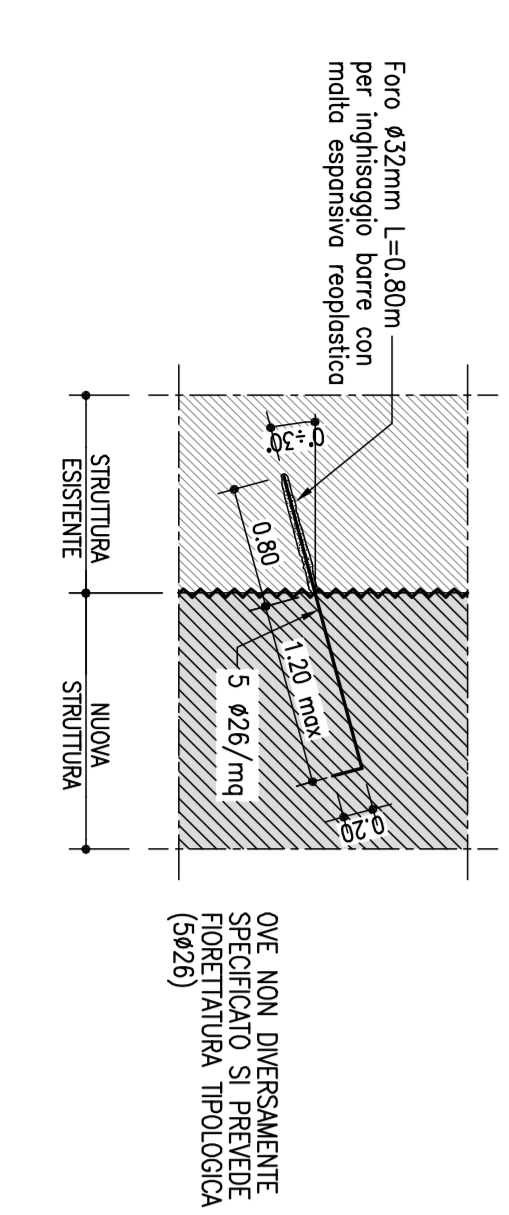


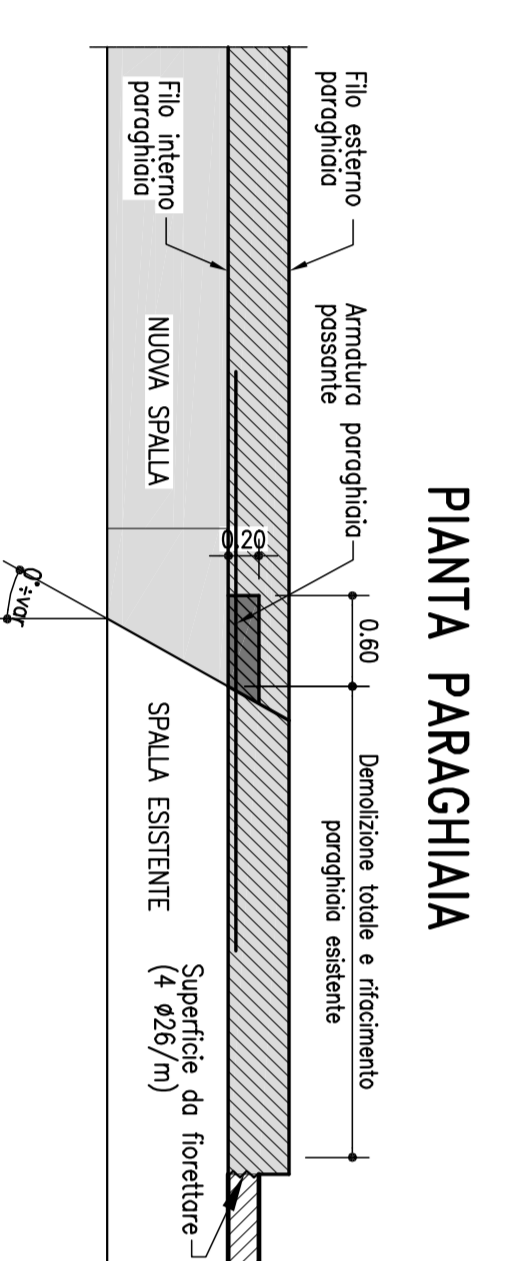
VISTA FRONTALE scala (1:100)



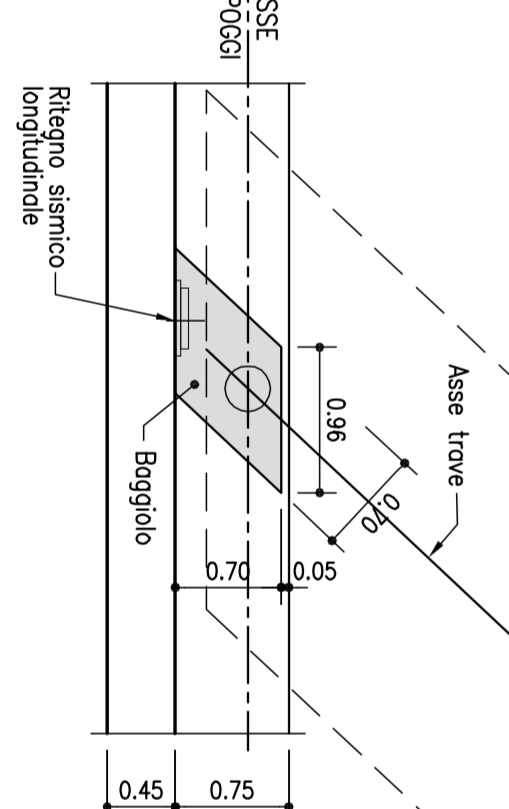
PARTICOLARE CHIODATURA DI CONTATTO
STRUTTURA ESISTENTE-NUOVA STRUTTURA
scala (1:50)



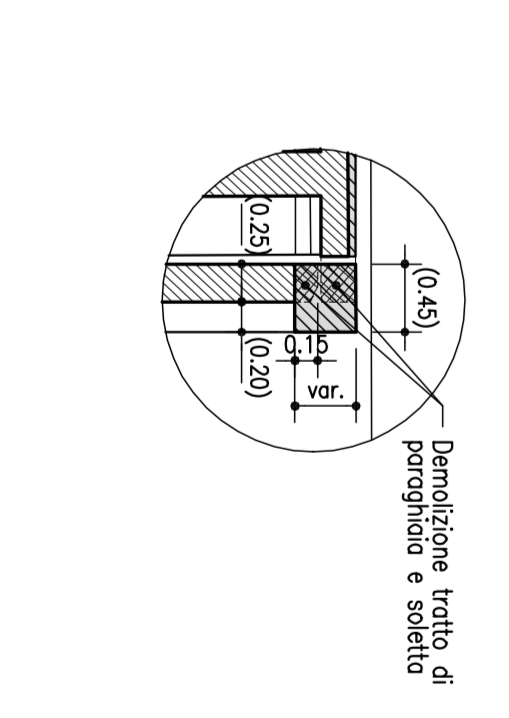
PARTICOLARE "B" scala (1:50)
Pianta Elevazione



Pianta Baggiole scala (1:50)



PARTICOLARE "A" scala (1:50)



LEGENDA RETINI

- STRUTTURA DI PROGETTO IN VISTA
- STRUTTURA DI PROGETTO SEZIONATA
- STRUTTURA ESISTENTE
- DEMOLIZIONI

GETTO DI SUTURA SOLETTA ESISTENTE-AMPLIAMENTO
 LEGNATE A RAGNO INDOSSAMENTO:
 - Classe di esposizione XF2
 - Classe di esposizione XF2
 - Tutti i piani superiori al piano mezzogioco
 - Tutti i piani superiori al piano mezzogioco

NOTA PER L'UTILIZZO DELLA TABELLA MATERIALI:
 QUALORA SIA NECESSARIO IL SOTTOSCRIPTO PER L'ESISTENTE-AMPLIAMENTO, LA STRUTTURA ESISTENTE E QUELLA IN AMPLIAMENTO, E CONSENTITO OPERARE IN DEROGA ALLA PRESENTE TABELLA.

TABELLA MATERIALI :

CALCESTRUZZO - CNR UNI 11104		
- Classe	CC30/37	
- Classe di esposizione	XC2	
MORTA PER STRUTTURAZIONE		
- Classe	M20	
- Classe di esposizione	XC2/15	
FONDAZIONI IN C.A. (RETELLI)		
- Classe	CC30/37	
- Classe di esposizione	XC2	
ELAZIONE FERRO		
- Classe	S355	
- Classe di esposizione	XC2/15	
RILINCHI		
- Classe	S355	
- Classe di esposizione	XC2/15	
ELAZIONE SPALTA		
- Classe	S355	
- Classe di esposizione	XC2/15	
ACQUA PER C.A.		
- Norma	DM 14/01/2008	
- Classe	MC 2	
ACQUA PER C.A.		
- Norma	DM 14/01/2008	
- Classe	MC 2	
SERRAMENTI / ANFORE IN OSSA:		
SERRAMENTI: ALUMINIO / PARRUCCHIA METALLICA		
ACCIAIO IN FERRO A ZINCO OPUSCOLO: COLD-ROLLED (50x60) COLD-ROLLED (60x60) COLD-ROLLED (60x80) COLD-ROLLED (80x80) COLD-ROLLED (80x100) COLD-ROLLED (100x100) COLD-ROLLED (100x120) COLD-ROLLED (120x120) COLD-ROLLED (120x140) COLD-ROLLED (140x140) COLD-ROLLED (140x160) COLD-ROLLED (160x160) COLD-ROLLED (160x180) COLD-ROLLED (180x180) COLD-ROLLED (180x200) COLD-ROLLED (200x200) COLD-ROLLED (200x220) COLD-ROLLED (220x220) COLD-ROLLED (220x240) COLD-ROLLED (240x240) COLD-ROLLED (240x260) COLD-ROLLED (260x260) COLD-ROLLED (260x280) COLD-ROLLED (280x280) COLD-ROLLED (280x300) COLD-ROLLED (300x300) COLD-ROLLED (300x320) COLD-ROLLED (320x320) COLD-ROLLED (320x340) COLD-ROLLED (340x340) COLD-ROLLED (340x360) COLD-ROLLED (360x360) COLD-ROLLED (360x380) COLD-ROLLED (380x380) COLD-ROLLED (380x400) COLD-ROLLED (400x400) COLD-ROLLED (400x420) COLD-ROLLED (420x420) COLD-ROLLED (420x440) COLD-ROLLED (440x440) COLD-ROLLED (440x460) COLD-ROLLED (460x460) COLD-ROLLED (460x480) COLD-ROLLED (480x480) COLD-ROLLED (480x500) COLD-ROLLED (500x500) COLD-ROLLED (500x520) COLD-ROLLED (520x520) COLD-ROLLED (520x540) COLD-ROLLED (540x540) COLD-ROLLED (540x560) COLD-ROLLED (560x560) COLD-ROLLED (560x580) COLD-ROLLED (580x580) COLD-ROLLED (580x600) COLD-ROLLED (600x600) COLD-ROLLED (600x620) COLD-ROLLED (620x620) COLD-ROLLED (620x640) COLD-ROLLED (640x640) COLD-ROLLED (640x660) COLD-ROLLED (660x660) COLD-ROLLED (660x680) COLD-ROLLED (680x680) COLD-ROLLED (680x700) COLD-ROLLED (700x700) COLD-ROLLED (700x720) COLD-ROLLED (720x720) COLD-ROLLED (720x740) COLD-ROLLED (740x740) COLD-ROLLED (740x760) COLD-ROLLED (760x760) COLD-ROLLED (760x780) COLD-ROLLED (780x780) COLD-ROLLED (780x800) COLD-ROLLED (800x800) COLD-ROLLED (800x820) COLD-ROLLED (820x820) COLD-ROLLED (820x840) COLD-ROLLED (840x840) COLD-ROLLED (840x860) COLD-ROLLED (860x860) COLD-ROLLED (860x880) COLD-ROLLED (880x880) COLD-ROLLED (880x900) COLD-ROLLED (900x900) COLD-ROLLED (900x920) COLD-ROLLED (920x920) COLD-ROLLED (920x940) COLD-ROLLED (940x940) COLD-ROLLED (940x960) COLD-ROLLED (960x960) COLD-ROLLED (960x980) COLD-ROLLED (980x980) COLD-ROLLED (980x1000) COLD-ROLLED (1000x1000)		

autostrade // per l'Italia

AUTOSTRADA (A13) : BOLOGNA-PADOVA

AMPLIAMENTO ALLA TERZA CORSA
 TRATTO : MONSELICE - PADOVA SUD
 PROGETTO DEFINITIVO

Ing. F. C. Berrì - O.I. M. n°A28443

OPERE D'ARTE MAGGIORI
 PONTI E VIADOTTI
 SOTTOVA S.P.14 - Via PIAVE
 CARPENTERIA SPALLA SPA

SPCEA SISTEMI INTEGRATI

PROGETTAZIONE E REALIZZAZIONE
 SOTTOSCRITTORE
 CARPENTERIA SPALLA SPA

autostredite // per l'Italia

SPCEA SISTEMI INTEGRATI è un marchio registrato di SPCEA SISTEMI INTEGRATI S.p.A. - Via E. Mattei, 10 - 40138 Bologna, Italia