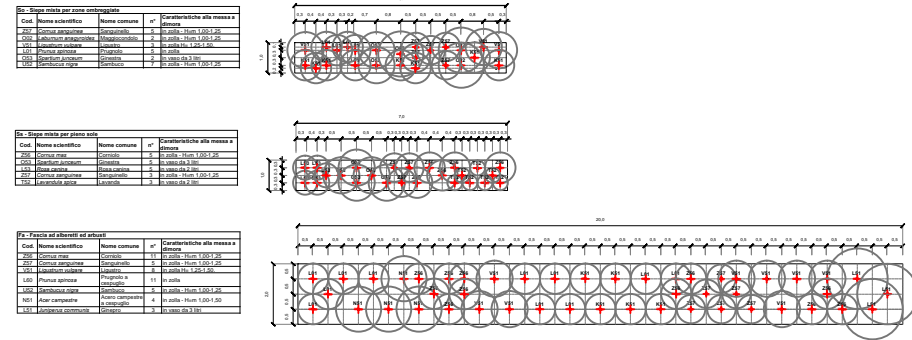



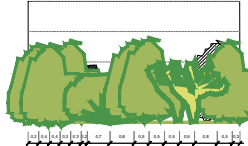
FORMAZIONI LINEARI




So a messa a dimora 4 m



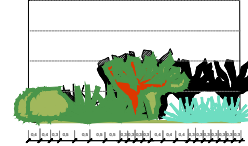
So dopo 15 anni 4 m



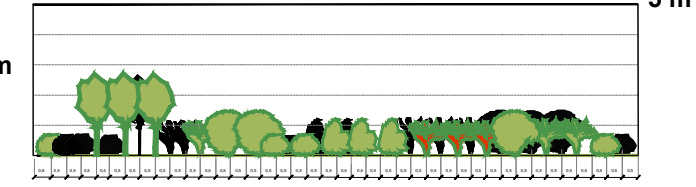
Ss a messa a dimora 4 m



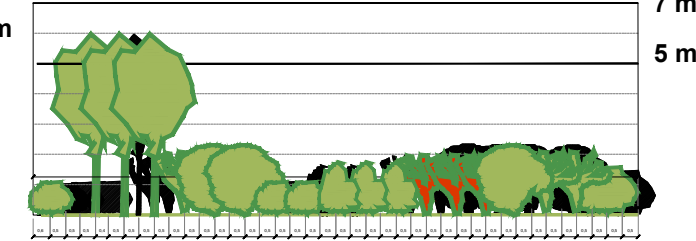
Ss dopo 15 anni 4 m



Fa a messa a dimora



Fa dopo 15 anni



PARTCOLARI MESSA A DIMORA ALBERI E ARBUSTI

Scala 1:50

