POSIZIONAMENTO MURI DI SOSTEGNO - PIANTA

scala 1:100

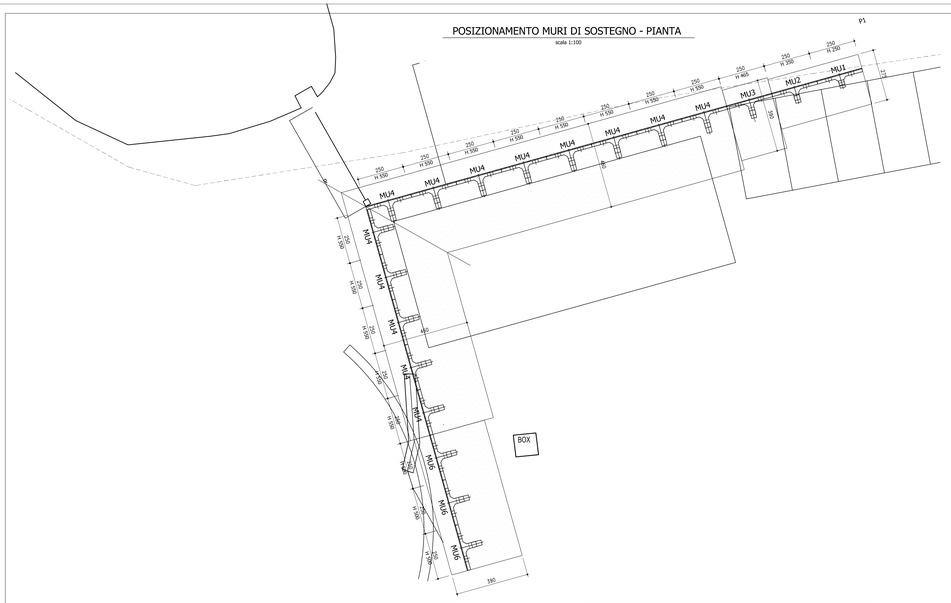

POSIZIONAMENTO MURI DI SOSTEGNO - PROSPETTO

scala 1:100

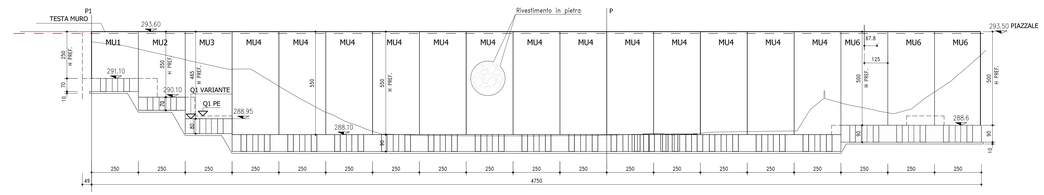

CARPENTERIA MURI H=5.50m - FONDAZIONE B=4.60m

SEZIONE TRASVERSALE

scala 1:25

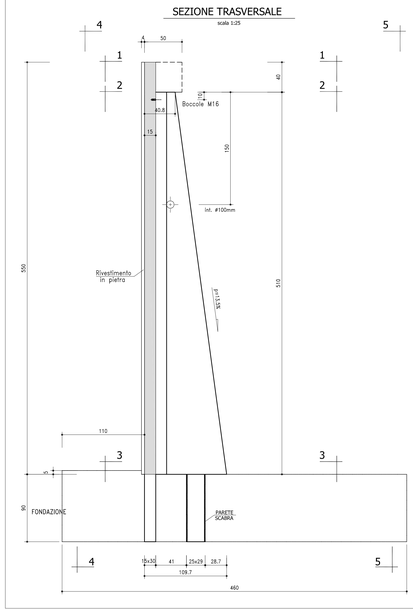

VISTA 4-4

scala 1:25

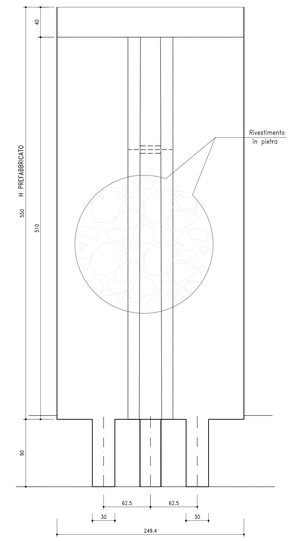

VISTA 5-5

scala 1:25

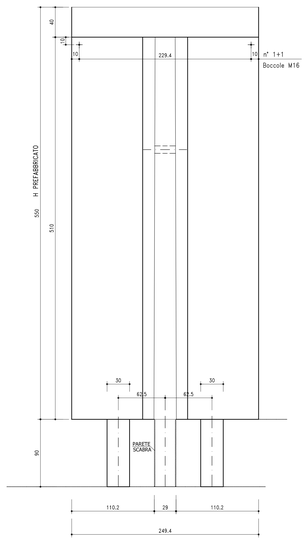

SEZIONE TRASVERSALE

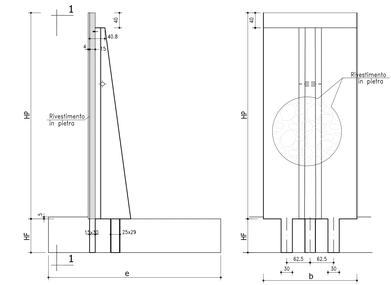

VISTA 1-1

Sigla muro	N°elementi	HP	HF	b	e
MU1	1	250	70	249.4	275
MU2	1	350	70	249.4	275
MU3	1	465	80	249.4	390
MU4	13	550	90	249.4	460
MU6	3	500	90	249.4	390
N°tot	19				

N.B.: Eliminati n°2 muri MU5

SEZIONE 1-1

scala 1:25

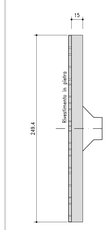

SEZIONE 2-2

scala 1:25

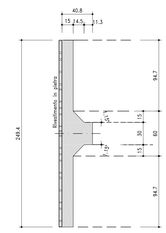

SEZIONE 3-3

scala 1:25

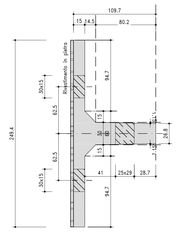

CARPENTERIA MURI H=5.00m - FONDAZIONE B=3.90m

SEZIONE TRASVERSALE

scala 1:25

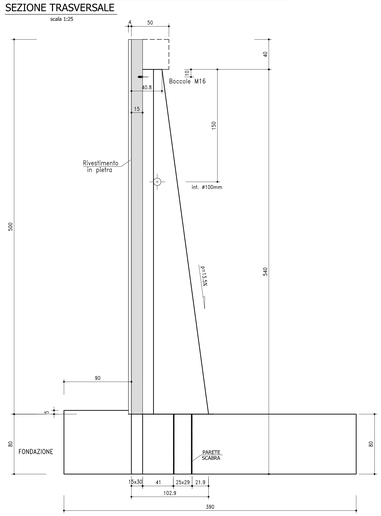

CARPENTERIA MURI H=4.65m - FONDAZIONE B=3.90m

SEZIONE TRASVERSALE

scala 1:25

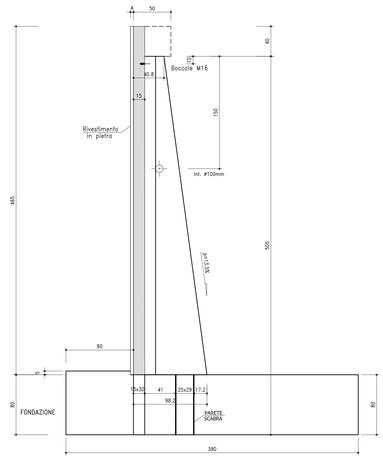

CARPENTERIA MURI H=3.50m - FONDAZIONE B=2.75m

SEZIONE TRASVERSALE

scale 1:25

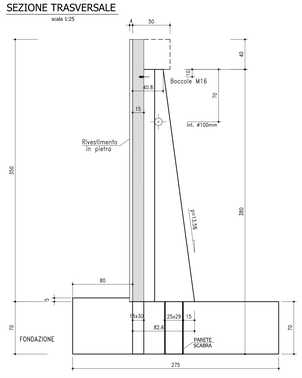

CARPENTERIA MURI H=2.50m - FONDAZIONE B=2.75m

SEZIONE TRASVERSALE

scale 1:25

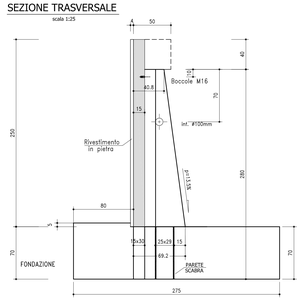

MATERIALI:

Calcestruzzo (magroni)	Rm >=15 MPa
Calcestruzzo muri prefabbricati (elevazioni)	C40/50 Rck| scassero >=30 MPa classe di consistenza S3÷S5 rapporto A/C <= 0.5 classe di esposizione ambientale: XF1 (secondo UNI EN 206-1)
Calcestruzzo getti in opera (fondazioni)	C25/30 classe di consistenza S3÷S5 classe di esposizione ambientale: XC2 (secondo UNI EN 206-1)
Acciaio per C.A.O.	Tipo B450C (ex B44K) controllato in stabilimento - saldabile

Elemento	Copriferro (cm)	ϕ_{max} Inerti (mm)
ELEVAZIONI (PREFABBRICATI)	3 (-0 +0.5)	20
GETTI IN OPERA FONDAZIONI	4 (-0 +0.5)	32

Legenda misure :

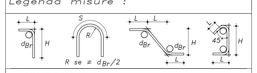

Diametro piegature d_{Br}:

≤ ø12mm	d_{Br} = 4ø
da ø14mm fino a ø18mm	d_{Br} = 8ø
da ø20mm fino a ø25mm	d_{Br} = 10ø
da ø26mm fino a ø30mm	d_{Br} = 12ø

PARTICOLARE CORDOLO SUPERIORE

scala 1:30

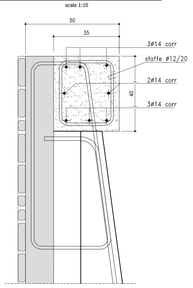

GIUNTO DI ACCOSTAMENTO

(NON IN SCALA)

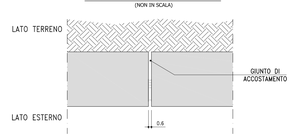

COMMITTENTE:

RFI RETE FERROVIARIA ITALIANA
GRUPPO FERROVIE DELLO STATO ITALIANE

ALTA SORVEGLIANZA:

ITALFERR
GRUPPO FERROVIE DELLO STATO ITALIANE

GENERAL CONTRACTOR:

COCIV Consorzio Collegamenti Integrati Veloci

INFRASTRUTTURE FERROVIARIE STRATEGICHE DEFINITE DALLA LEGGE OBIETTIVO N.443/01

TRATTA A.V./A.C. TERZO VALICO DEI GIOVI
PROGETTO ESECUTIVO

Piazzola Finestra Cravasco

Carpenteria ed armatura muri di sostegno viabilità

GENERAL CONTRACTOR	DIRETTORE LAVORI	SCALA:
Consorzio Cociv Ing. N. Maestro		1:50

COMMESSA	LOTTO	FASE	ENTE	TIPO DOC.	OPERA/DISCIPLINA	PROGR.	REV.
IG51	04	E	CV	BB	IN1A0X	004	A

PROGETTAZIONE

Rev.	Descrizione emissione	Redatto	Data	Verificato	Data	Progettista Integratore	Data	IL PROGETTISTA
A.00	Prima emissione	ARCHINGEO	10/05/2017	COCIV	11/05/2017	A. Mancarella	12/05/2017	Dott. Ing. A. Mancarella Ordine Ingegneri Torino N. 6271 H

n. Elab.

Nome File: IG51-04-E-CV-BB-IN-A-0-004-A00

CUP: F81H92000000008

Scala di plot: 1: 1