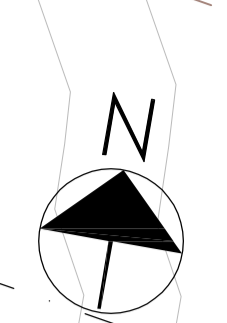
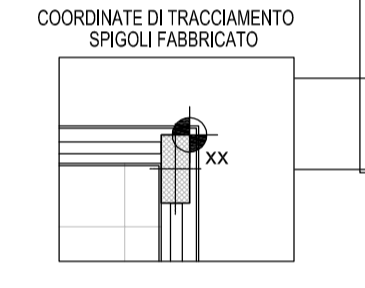


PLANIMETRIA 1:100

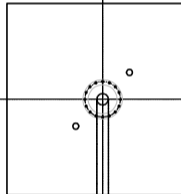
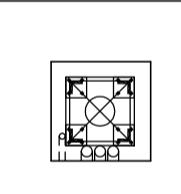
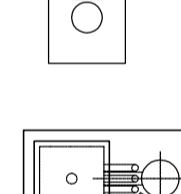



COORDINATE DI TRACCIAMENTO

N	N	E
1	15492.28	53068.61
2	15492.46	53068.61
3	15492.46	53068.61
4	15497.48	53065.31
5	15497.48	53065.31
6	15497.58	53047.50
7	15497.58	53047.50
8	15493.29	53047.17
9	15493.29	53047.17
10	15497.15	53040.34
11	15497.34	53038.90
12	15490.36	53026.36
13	15490.36	53026.36
14	15497.41	53012.26
15	15497.41	53012.26
16	15497.75	53006.84
17	15497.49	53004.22
18	15497.49	53004.22
19	15497.35	53001.08
20	15497.35	53001.08
21	15497.18	53003.54
22	15497.18	53003.54
23	15494.90	53015.81
24	15494.90	53015.81
25	15490.26	53015.73
26	15490.26	53015.73
27	15498.72	53013.00
28	15498.72	53013.00
29	15492.15	53023.45
30	15492.15	53023.45
31	15495.00	53024.64
32	15495.00	53024.64
33	15490.20	53027.21
34	15490.20	53027.21
35	15497.66	53030.62
36	15497.66	53030.62
37	15498.83	53031.84
38	15498.83	53031.84
39	15497.30	53029.73
40	15497.30	53029.73
41	15498.04	53025.12
42	15498.04	53025.12
43	15490.33	53024.78
44	15490.33	53024.78
45	15498.69	53025.54
46	15498.69	53025.54
47	15494.49	53022.49
48	15494.49	53022.49
49	15494.23	53036.10
50	15494.23	53036.10
51	15492.67	53033.36
52	15492.67	53033.36
53	15492.71	53036.86
54	15492.71	53036.86
55	15491.27	53028.68
56	15491.27	53028.68
57	15498.60	53030.09
58	15498.60	53030.09
59	15497.26	53029.33
60	15497.26	53029.33
61	15493.25	53026.51
62	15493.25	53026.51
63	15494.73	53024.19
64	15494.73	53024.19
65	15494.13	53033.16
66	15494.13	53033.16
67	15495.48	53037.02
68	15495.48	53037.02
69	15494.90	53034.65
70	15494.90	53034.65
71	15498.29	53045.54
72	15498.29	53045.54
73	15497.32	53048.30
74	15497.32	53048.30
75	15498.44	53053.82
76	15498.44	53053.82
77	15498.83	53054.84
78	15498.83	53054.84
79	15497.01	53056.30
80	15497.01	53056.30
81	15492.59	53030.54
82	15492.59	53030.54
83	15491.19	53030.88
84	15491.19	53030.88
85	15495.69	53011.59
86	15495.69	53011.59
87	15494.53	53019.29
88	15494.53	53019.29
89	15494.14	53012.26
90	15494.14	53012.26
91	15493.35	53002.39
92	15493.35	53002.39
93	15493.09	53017.81
94	15493.09	53017.81
95	15492.67	53022.88
96	15492.67	53022.88
97	15494.69	53033.46
98	15494.69	53033.46
99	15498.00	53039.96
100	15498.00	53039.96
101	15498.60	53046.78
102	15498.60	53046.78
103	15498.66	53047.18
104	15498.66	53047.18
105	15497.34	53038.86
106	15497.34	53038.86
107	15494.16	53030.59
108	15494.16	53030.59
109	15497.38	53042.84
110	15497.38	53042.84



LEGGENDA

-  TORRE FARO 18 m
-  TRALICCIO 30m
-  BASAMENTO PALINA BADGE / BOX ALIMENTATORE
-  BASAMENTO PALINA TVCC

COMMITTENTE:



ALTA Sorveglianza:



GENERAL CONTRACTOR:



INFRASTRUTTURE FERROVIARIE STRATEGICHE DEFINITE DALLA LEGGE OBIETTIVO N.443/01
 TRATTA A.V./A.C. TERZO VALICO DEI GIOVI
 PROGETTO ESECUTIVO

Piazzola Finestra Polcevera

Planimetria progetto 2/2

GENERAL CONTRACTOR Cociv Ing. N. Merlo		DIRETTORE LAVORI		SCALA: 1:100	
COMMESSA I G 5 1	LOTTO 0 4	FASE E	ENTE C V	TIPO DOC. P A	OPERA/DISCIPLINA I N 1 E O X
PROGETTAZIONE					
Rev.	Descrizione emissione	Redatto	Data	Verificato	Data
A.00	Prima emissione	ARCHINGEO	10/05/2017	COCIV	11/05/2017
