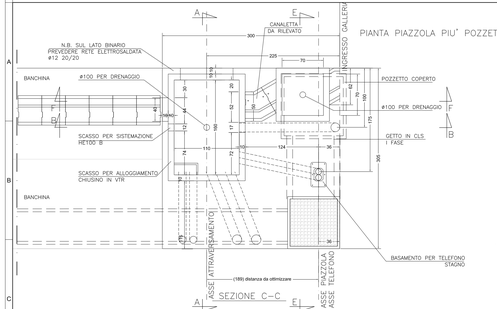


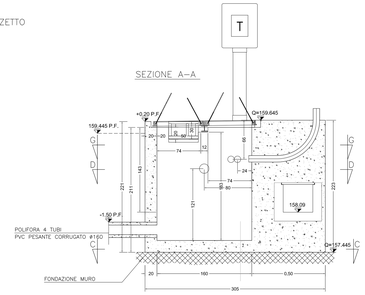


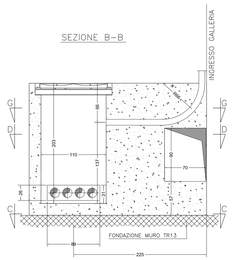


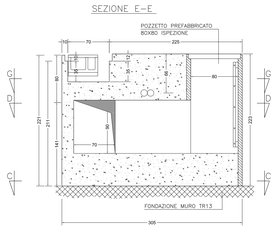


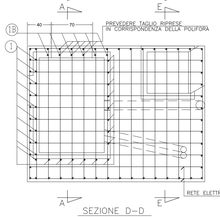


* RAGGIO DI CURVATURA MINIMO DA UTILIZZARE PER TUTTE LE TUBAZIONI

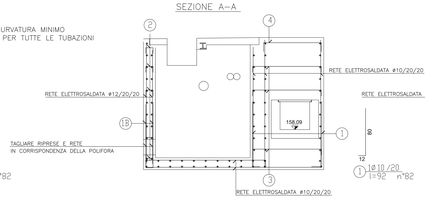


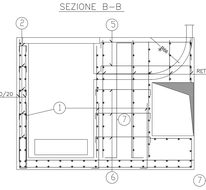

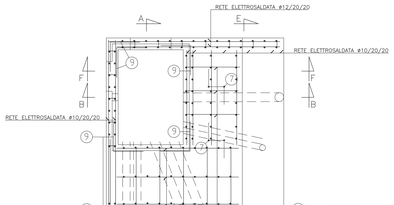


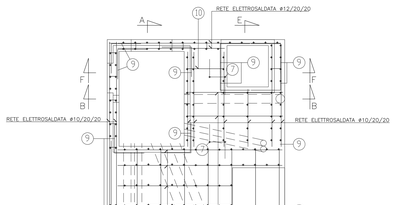


DA PREVEDERSI IN TUTTI GLI ANGOLI PER LEGARE LA RETE ELETTROSALDATA

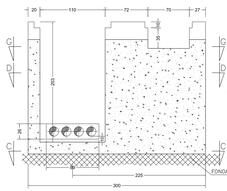


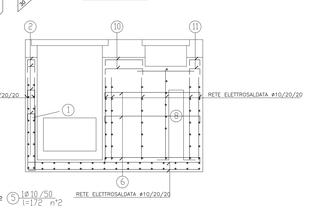


DA PREVEDERSI IN TUTTI GLI ANGOLI PER LEGARE LA RETE ELETTROSALDATA

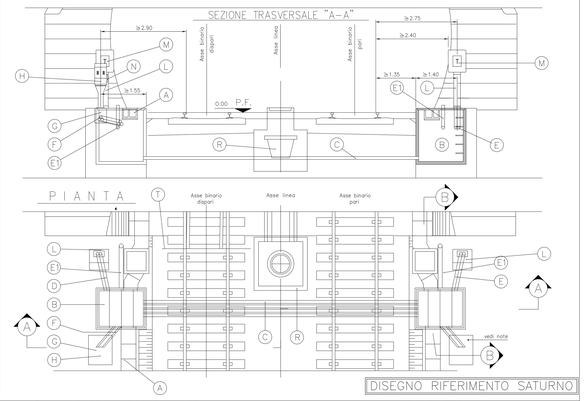


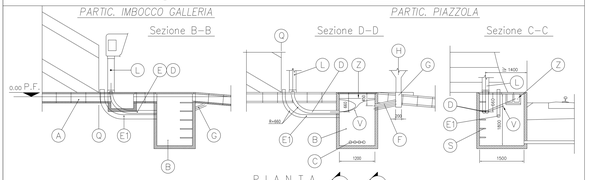


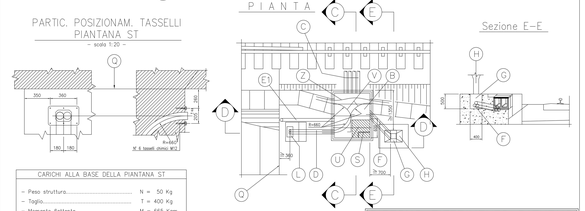


| CARICHI ALLA BASE DELLA PIANTANA ST | |
|---|---|
| – Peso struttura | N = 50 Kg |
| – Taglio | T = 400 Kg |
| – Momento flettente | M = 665 Kgm |

Legenda misure :

| Diametro piegature $d_{Br}$ | |
|---|---|
| ø Barra < ø20 | $d_{Br}$ = 6ø |
| ø Barra ø20 – ø26 | $d_{Br}$ = 8ø |

Materiali:

| | |
|---|---|
| CALCESTRUZZO FONDAZIONE | TIPO G 2<br>Rck >=30 MPa<br>classe di lavorabilità S3,S4<br>rapporto A/C <=0.50<br>tipo di cemento CEM III–V |
| CALCESTRUZZO MAGRONE | TIPO I<br>Rcm >=15 MPa<br>tipo di cemento CEM I–V |
| ACCIAIO per C.A. (BARRE<=ø30) | FeB 44K controllato in stabilimento saldabile |

| Elemento | Copriferro (cm) | $R_{nom}$ inerti (mm) |
|---|---|---|
| ELEVAZIONE/ FONDAZIONE | 5(–0 +0.5) | 25 |

RIFERIMENTO TAVOLA SATURNO RIASSUNTIVA
SOTTOSISTEMA TELEFONICO
DOCUMENTI INTERFACCIA OO.CC.
PIAZZOLA PER PIANTANA CON TELEFONO
SEZIONONAMENTO ED EVENTUALE TRASMETTTICHIAVE
AGLI IMBOCCHI DELLE GALLERIE

| CODIFICA | | |