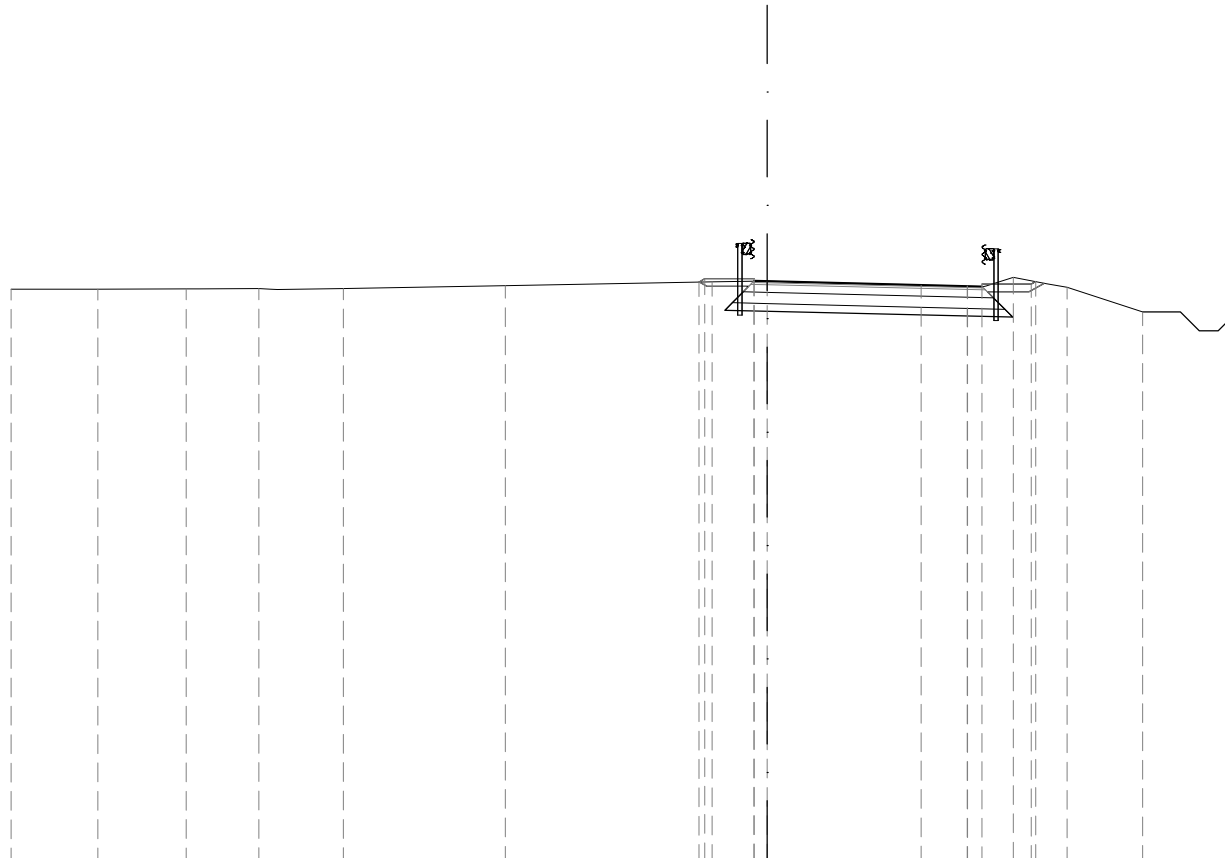


SEZIONE 1
PROGRESSIVA 0.00

B STERRO	mq	5.92
BA BASE	mq	1.27
BI BINDER	mq	0.30
CE MISTO CEMENTATO	mq	2.09
F STABILIZZATO	mq	1.49
cp COMPAT.IN TRINCEA	m	7.61
fb DEMOLIZIONE PAV.	m	5.68
st SCOTICO IN TRINCEA	m	6.47
u USURA	m	6.03
v VEGETALE	m	2.88



35

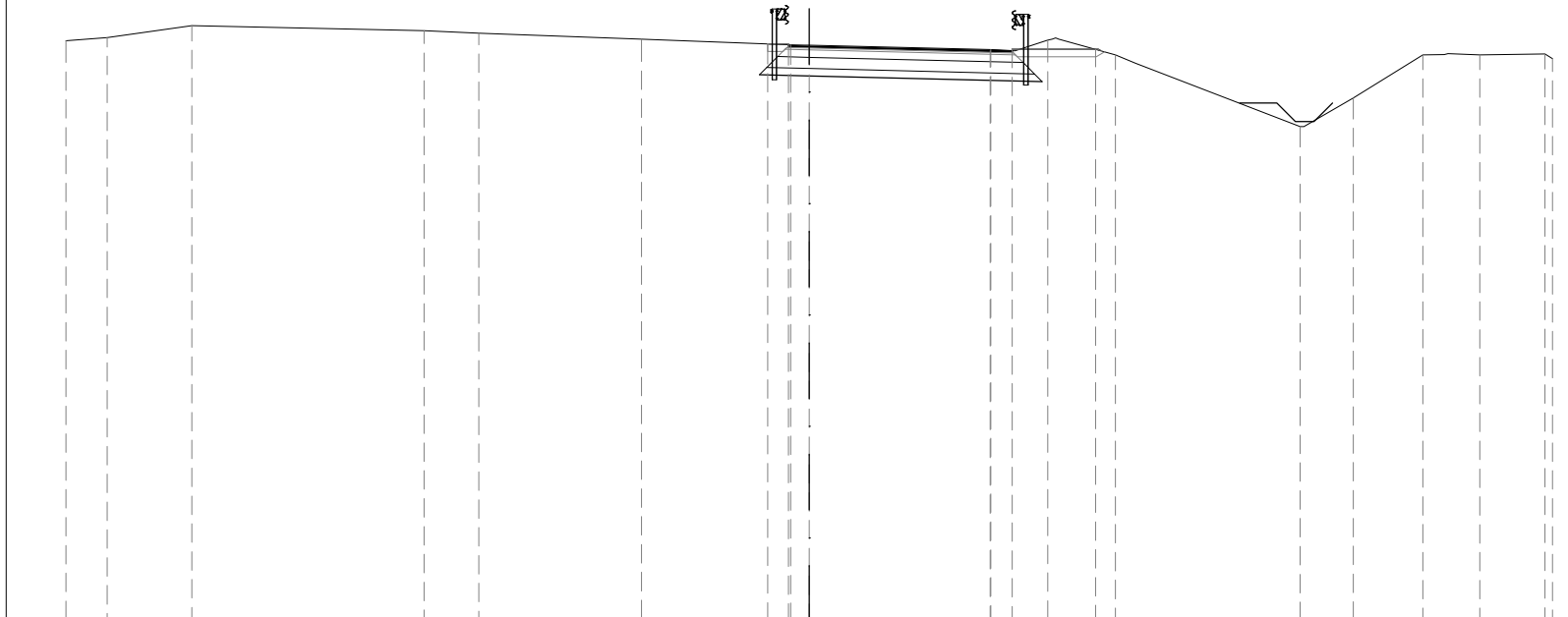
200

PROGRESSIVE TERRENO	-20.00	-17.70	-15.37	-13.45	-11.21	-6.93	-1.46	-0.35	4.07	5.29	6.51	7.94	9.93	
PARZIALI TERRENO		2.30	2.33	1.92	2.24	4.28	5.47	1.11	4.42	1.22	1.22	1.43	1.99	
QUOTE TERRENO	50.07	50.07	50.08	50.09	50.09	50.17	50.26	50.28	50.17	50.14	50.38	50.12	49.47	
PROGRESSIVE PROGETTO							-1.81	-1.65	-0.35	0.00	5.29	5.68	6.98	7.10
PARZIALI PROGETTO							0.16	1.30	0.35	5.29	1.30	0.12		
QUOTE PROGETTO							50.26	50.35	50.29	50.28	50.15	50.14	50.20	50.27

SEZIONE 2
PROGRESSIVA 20.04

B STERRO	mq	5.62
BA BASE	mq	1.27
BI BINDER	mq	0.31
CE MISTO CEMENTATO	mq	2.08
F STABILIZZATO	mq	1.48
cp COMPAT.IN TRINCEA	m	7.60
fb DEMOLIZIONE PAV.	m	5.62
st SCOTICO IN TRINCEA	m	6.34
u USURA	m	6.02
v VEGETALE	m	2.93

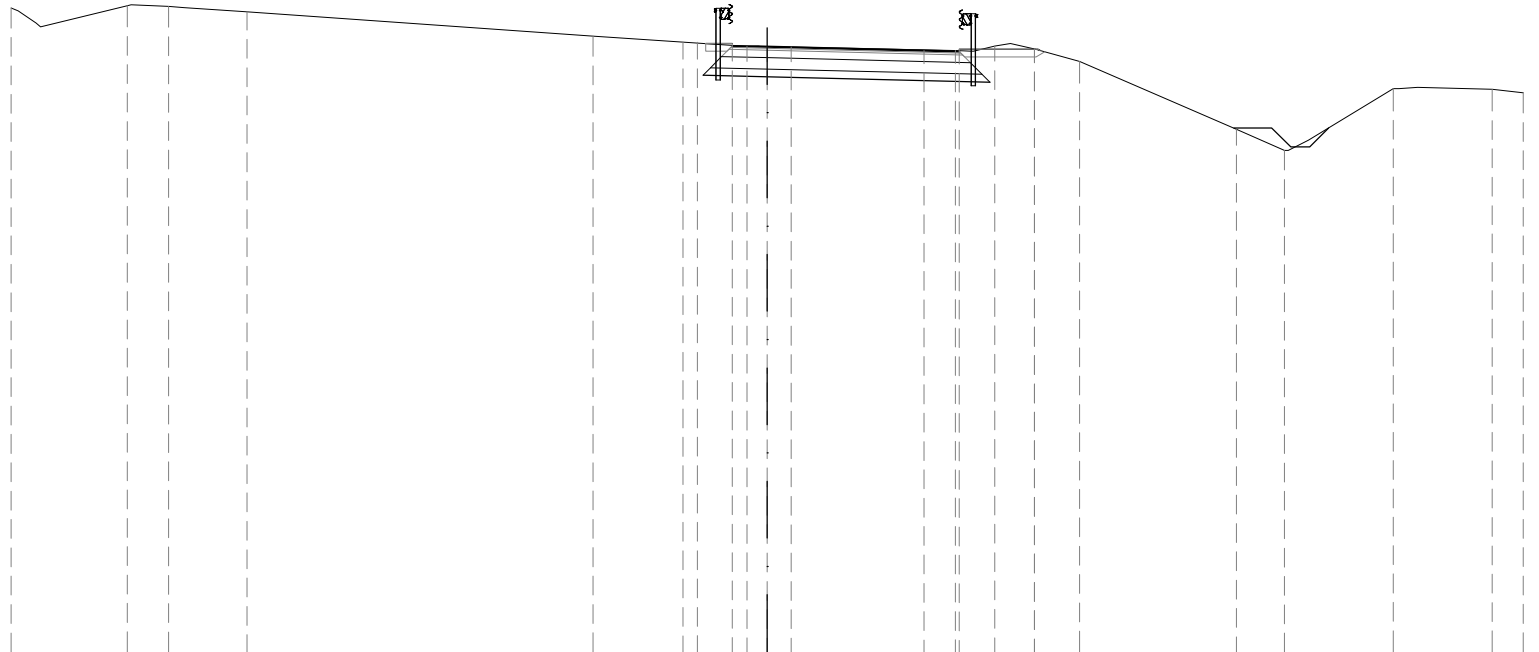
35
200



PROGRESSIVE TERRENO	20.00	18.89	16.61	10.37	8.89	4.51	-0.50	4.88	6.42	8.23	13.21	14.64	16.50	18.04	19.79	20.00
PARZIALI TERRENO	1.11	2.28	6.24	1.48	4.38	4.01	5.38	1.54	1.81	4.98	1.43	1.86	1.54	1.75	0.21	0.21
QUOTE TERRENO	50.67	50.76	51.08	50.94	50.88	50.72	50.56	50.44	50.68	50.29	48.36	49.13	50.29	50.29	50.32	50.19
PROGRESSIVE PROGETTO							50.56	50.45	50.68	50.70						
PARZIALI PROGETTO							0.55	0.59	2.25	7.70						
QUOTE PROGETTO							50.59	50.38	50.44							

SEZIONE 3
PROGRESSIVA 40.09

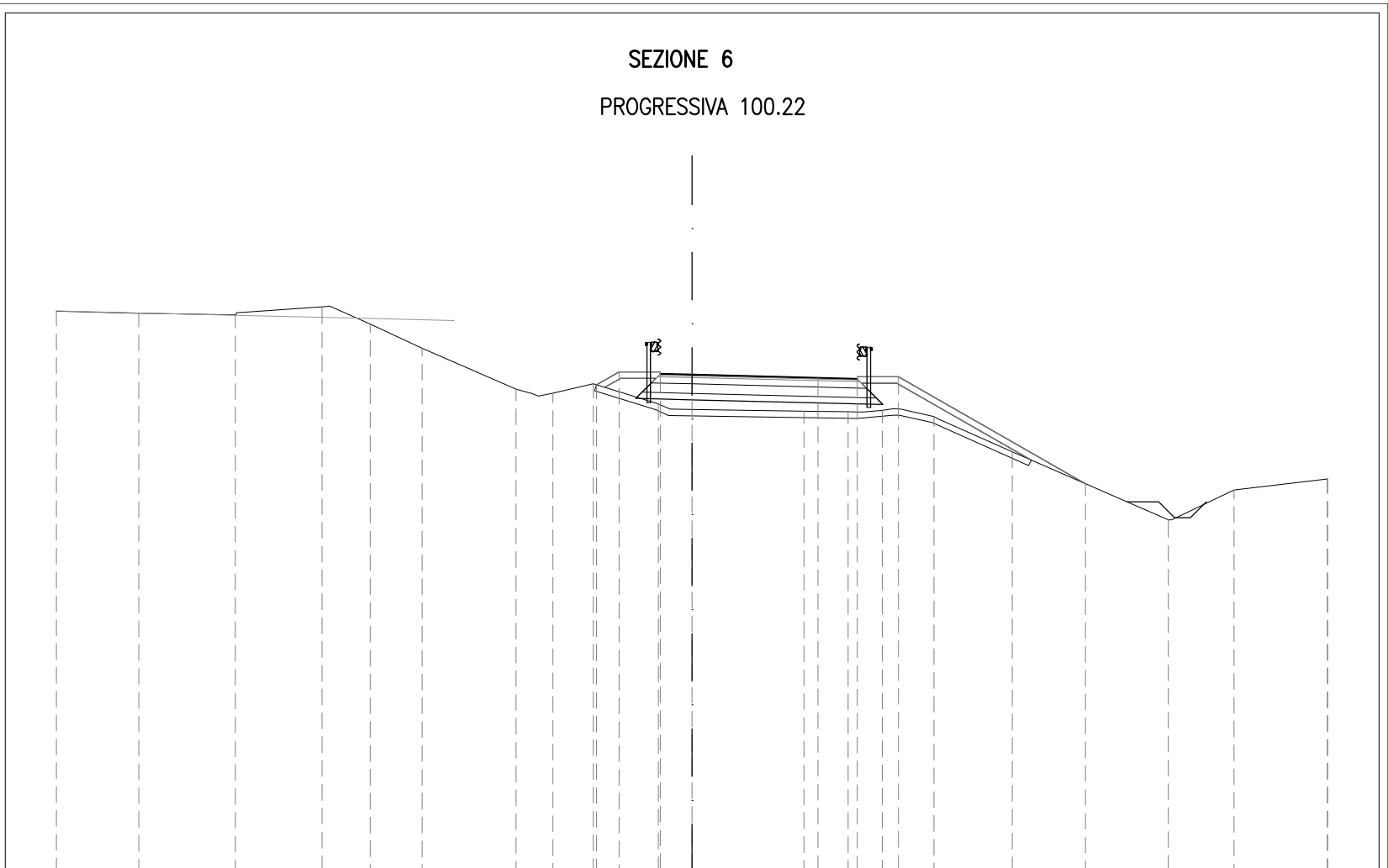
B STERRO	mq	5.45
BA BASE	mq	1.29
BI BINDER	mq	0.30
CE MISTO CEMENTATO	mq	2.06
F STABILIZZATO	mq	1.43
cp COMPAT.IN TRINCEA	m	7.59
fb DEMOLIZIONE PAV.	m	5.29
st SCOTICO IN TRINCEA	m	6.48
u USURA	m	6.01
v VEGETALE	m	2.84



PROGRESSIVE TERRENO	-20.00	16.93	15.84	13.76	4.61	-0.53	0.64	4.97	6.02	7.07	8.26	12.41	13.68	16.56	19.17	20.00
PARZIALI TERRENO	3.07	1.09	2.08	9.15	4.08	1.17	4.33	1.05	1.05	1.19	4.15	1.27	2.88	2.61	0.83	0.83
QUOTE TERRENO	52.06	52.12	52.10	51.96	51.31	51.04	51.03	50.94	51.05	50.98	50.64	48.85	48.29	49.92	49.91	49.82
PROGRESSIVE PROGETTO								4.15	5.08	7.07						
PARZIALI PROGETTO							4.15	0.93	1.99							
QUOTE PROGETTO								50.93	50.91	50.98						

SEZIONE 6
PROGRESSIVA 100.22

A RIPORTO	mq	4.40
BA BASE	mq	1.30
BI BINDER	mq	0.34
CE MISTO CEMENTATO	mq	2.12
F STABILIZZATO	mq	1.51
fb DEMOLIZIONE PAV.	m	6.07
sc SCOTICO	m	13.81
u USURA	m	6.19
v VEGETALE	m	9.20

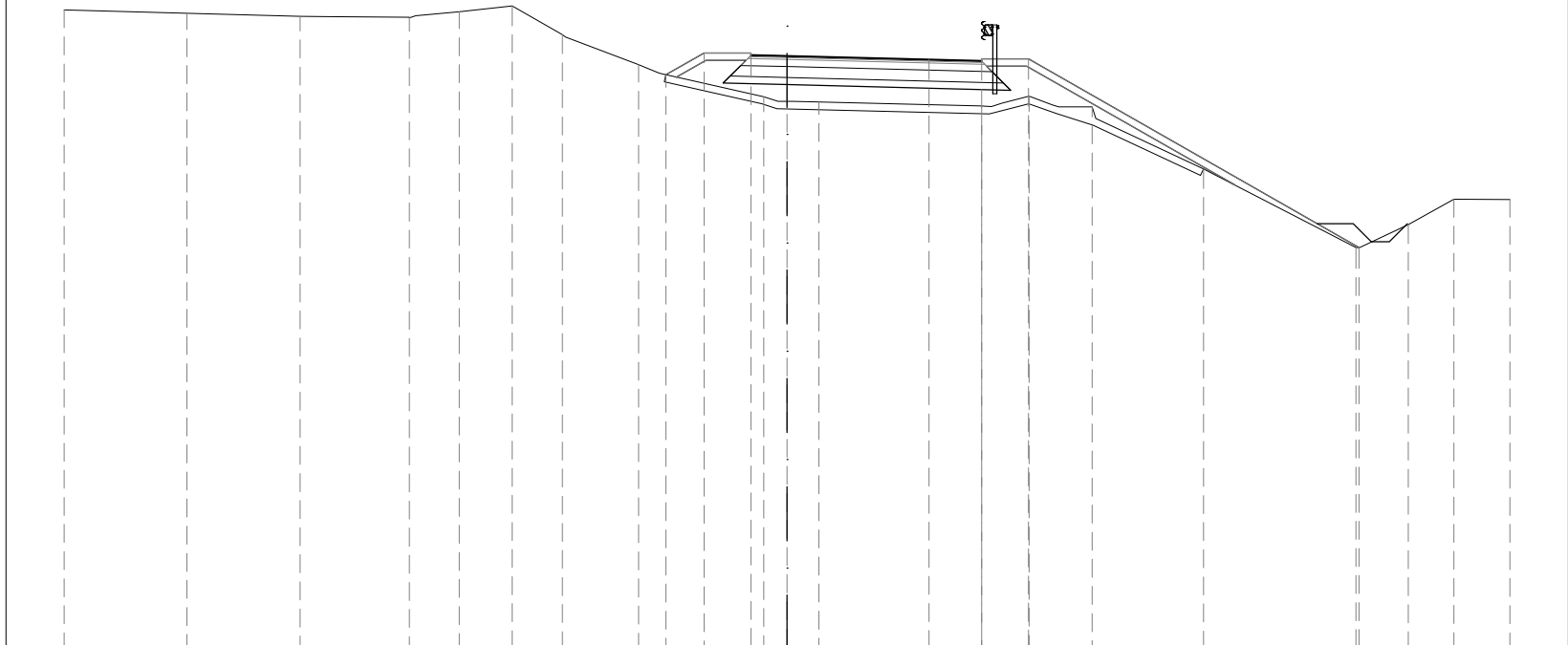


PROGRESSIVE TERRENO	-20.00	-17.41	-14.37	-11.64	-10.13	-8.50	-5.54	-4.38	-3.11	-1.06	3.52	4.91	5.98	7.61	10.08	14.98	17.05	19.98	20.00
PARZIALI TERRENO	2.59	3.04	2.73	1.51	1.63	2.96	1.16	1.27	2.05	4.58	1.39	1.07	1.63	2.47	4.90	2.07	2.93	0.02	0.02
QUOTE TERRENO	55.69	55.62	55.57	55.83	55.28	54.52	53.23	53.10	53.40	52.77	52.54	52.52	52.56	52.37	51.26	49.11	50.06	50.40	50.40
PROGRESSIVE PROGETTO									3.01	2.30	3.96	5.19	6.49		12.38				
PARZIALI PROGETTO									0.71	1.30	3.96	1.23	1.30	5.89					
QUOTE PROGETTO									53.37	53.77	53.71	53.69	53.59	53.56	53.62	50.25			

SEZIONE 7
PROGRESSIVA 120.27

A RIPORTO	mq	6.34
BA BASE	mq	1.34
BI BINDER	mq	0.32
CE MISTO CEMENTATO	mq	2.19
F STABILIZZATO	mq	1.57
fb DEMOLIZIONE PAV.	m	5.82
sc SCOTICO	m	14.97
u USURA	m	6.38
v VEGETALE	m	12.79

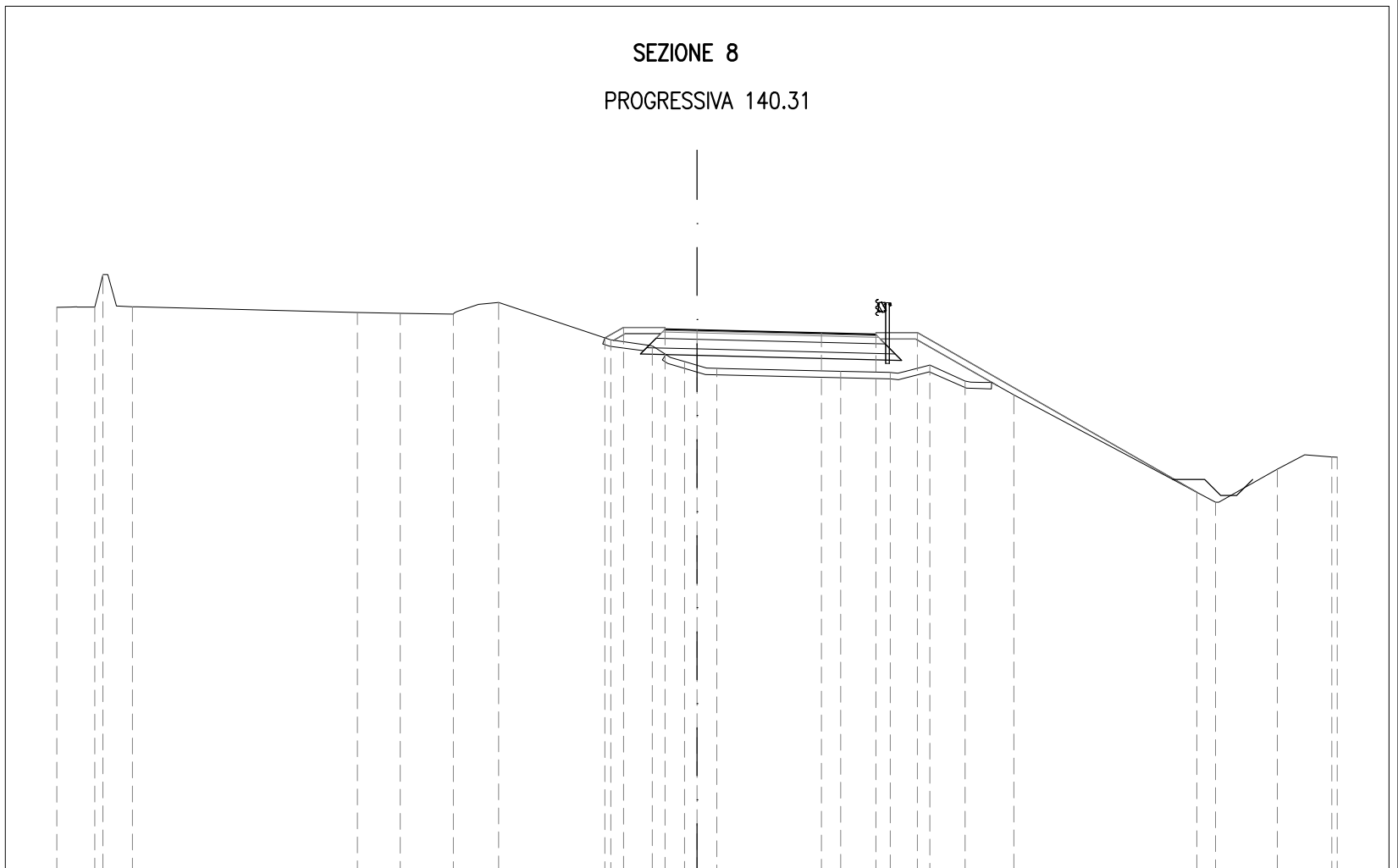
38
200
200



PROGRESSIVE TERRENO	-20.00	-16.61	-13.48	-10.45	-9.07	-7.61	-6.22	-4.11	-0.64	0.88	5.39	6.69	8.44	11.52	15.74	17.19	18.45	20.00
PARZIALI TERRENO	3.39	3.13	3.03	1.38	1.46	1.39	2.11	3.47	1.52	4.51	1.30	1.75	3.08	4.22	1.45	1.26	1.55	
QUOTE TERRENO	55.74	55.64	55.56	55.53	55.69	55.85	55.05	54.22	53.33	53.19	53.08	53.35	53.06	51.34	49.16	49.80	50.50	50.49
PROGRESSIVE PROGETTO								-3.35	-2.30	-1.00	0.00	3.92	5.38	6.68	15.82			
PARZIALI PROGETTO								1.05	1.30	1.00	0.00	3.92	1.46	1.30	9.14			
QUOTE PROGETTO								53.94	54.54	54.48	54.46	54.36	54.32	54.38	49.16			

SEZIONE 8
PROGRESSIVA 140.31

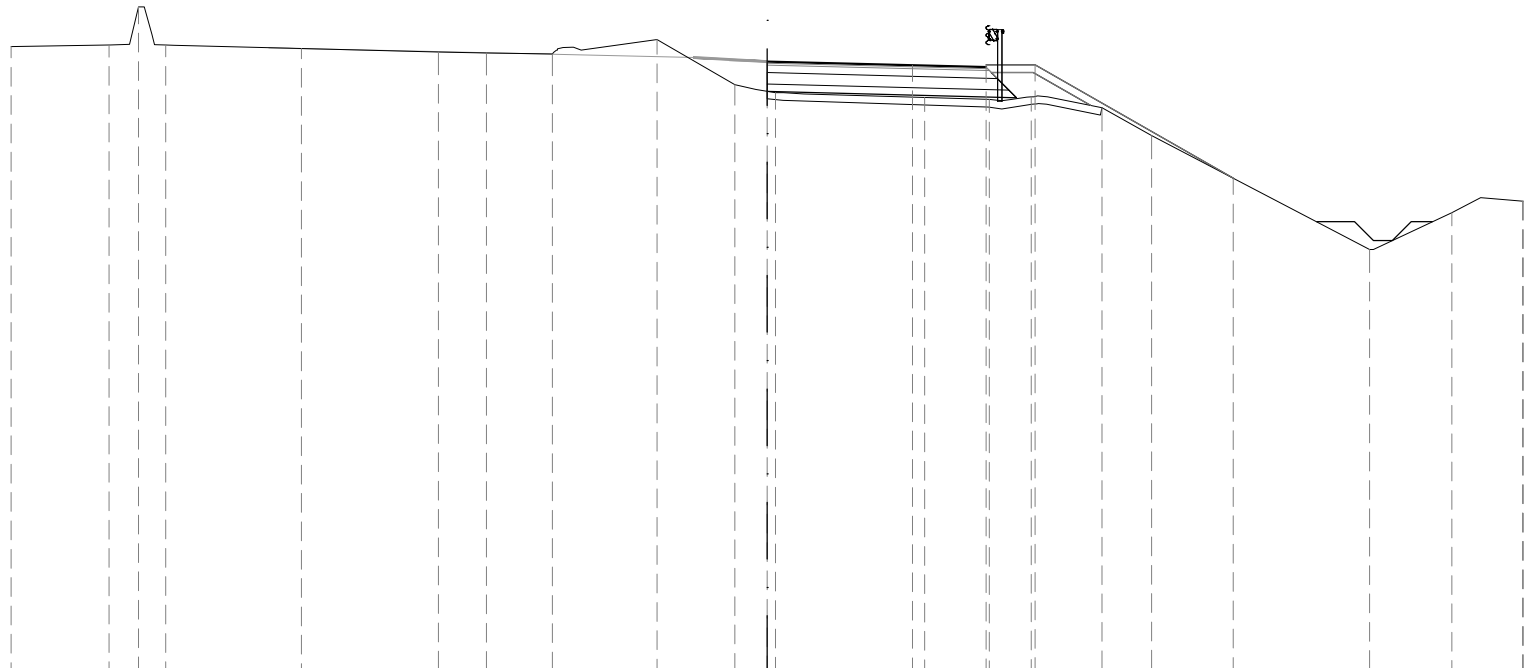
A RIPORTO	mq	4.71
B STERRO	mq	0.11
BA BASE	mq	1.40
BI BINDER	mq	0.35
CE MISTO CEMENTATO	mq	2.21
F STABILIZZATO	mq	1.60
cp COMPAT.IN TRINCEA	m	0.79
fb DEMOLIZIONE PAV.	m	5.74
sc SCOTICO	m	11.91
u USURA	m	6.58
v VEGETALE	m	11.91



PROGRESSIVE TERRENO	55.67	55.68	56.69	55.69	55.51	55.48	55.46	55.82	54.65	54.46	53.98	53.76	53.67	53.64	53.86	53.37	52.93	49.58	50.61	50.99	50.99
PARZIALI TERRENO	1.18	0.25	0.93	7.03	1.34	1.66	1.41	3.50	1.30	1.00	1.02	3.87	1.54	1.24	1.10	1.53	6.30	1.92	1.71	0.17	0.17
QUOTE TERRENO	55.67	55.68	56.69	55.69	55.51	55.48	55.46	55.82	54.65	54.46	53.98	53.76	53.67	53.64	53.86	53.37	52.93	49.58	50.61	50.99	50.99
PROGRESSIVE PROGETTO									54.71	55.05	54.99	54.96	54.86	54.82	54.88			49.89			
PARZIALI PROGETTO									0.58	1.30	1.00	3.88	1.70	1.30		8.73					
QUOTE PROGETTO									54.71	55.05	54.99	54.96	54.86	54.82	54.88			49.89			

SEZIONE 9
PROGRESSIVA 160.35

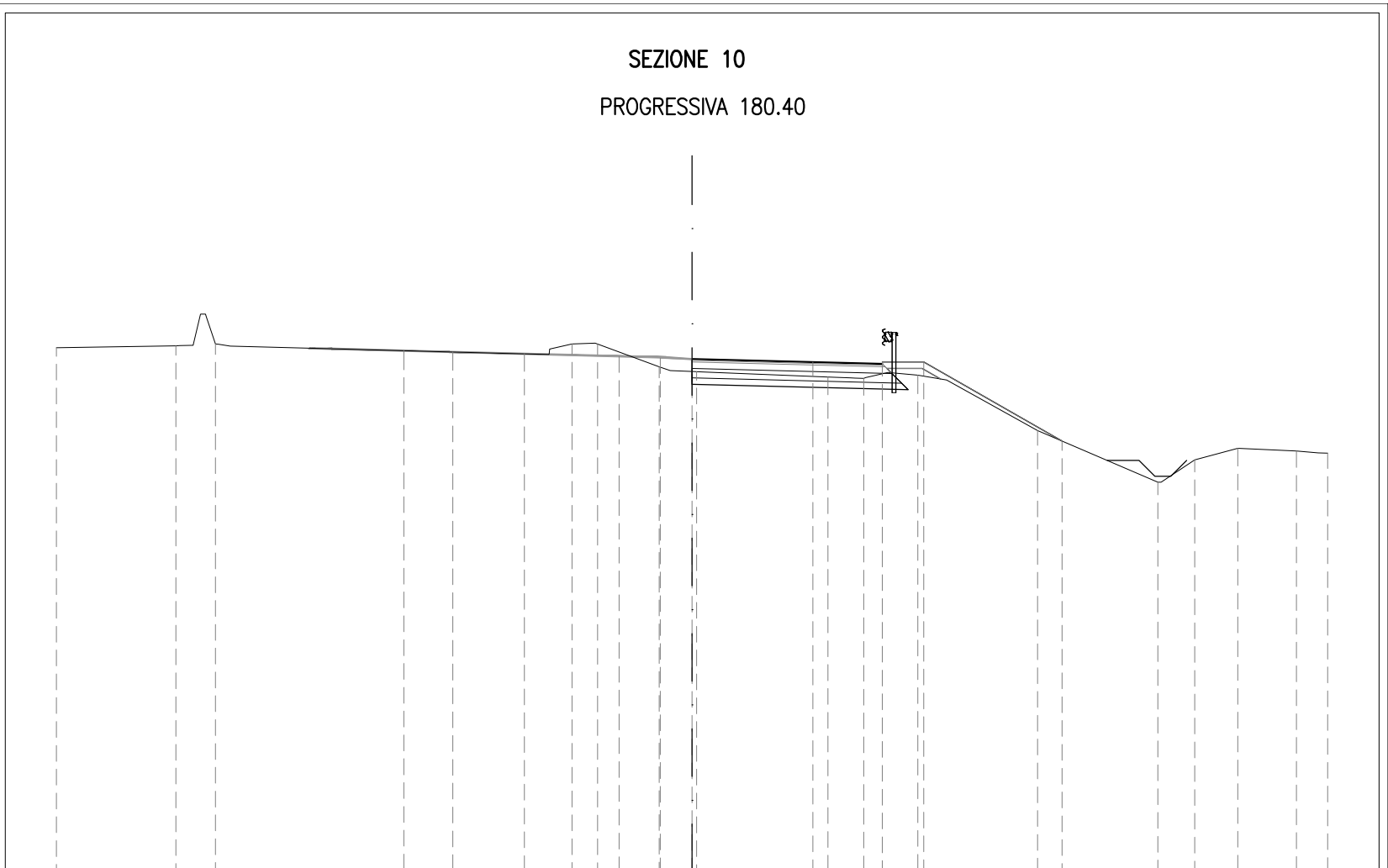
A RIPORTO	mq	1.26
BA BASE	mq	1.21
BI BINDER	mq	0.29
CE MISTO CEMENTATO	mq	1.88
F STABILIZZATO	mq	1.27
fb DEMOLIZIONE PAV.	m	5.77
sc SCOTICO	m	8.85
u USURA	m	5.79
v VEGETALE	m	6.54



PROGRESSIVE TERRENO	-20.00	-17.41	-16.63	-15.91	-12.32	-8.70	-7.43	-5.69	-2.92	-0.85	0.22	4.16	5.87	6.98	8.85	10.17	15.93	18.11	19.98	20.00
PARZIALI TERRENO	2.59	0.78	0.72	3.59	3.62	1.27	1.74	2.77	2.07	1.07	3.94	1.71	1.11	1.87	1.32	5.76	2.18	1.87	0.02	0.00
QUOTE TERRENO	55.59	55.64	56.65	55.64	55.54	55.45	55.43	55.40	55.78	54.59	54.38	54.24	54.19	54.27	53.98	53.24	50.23	51.20	51.51	51.51
PROGRESSIVE PROGETTO										0.00		3.84	5.79	7.09		12.33				
PARZIALI PROGETTO											3.84	1.95	1.30		5.24					
QUOTE PROGETTO										55.20		55.10	55.05	55.11		52.11				

SEZIONE 10
PROGRESSIVA 180.40

A RIPORTO	mq	0.24
B STERRO	mq	2.47
BA BASE	mq	1.22
BI BINDER	mq	0.30
CE MISTO CEMENTATO	mq	1.94
F STABILIZZATO	mq	1.36
cp COMPAT.IN TRINCEA	m	6.80
fb DEMOLIZIONE PAV.	m	5.40
st SCOTICO IN TRINCEA	m	6.48
u USURA	m	5.99
v VEGETALE	m	5.65

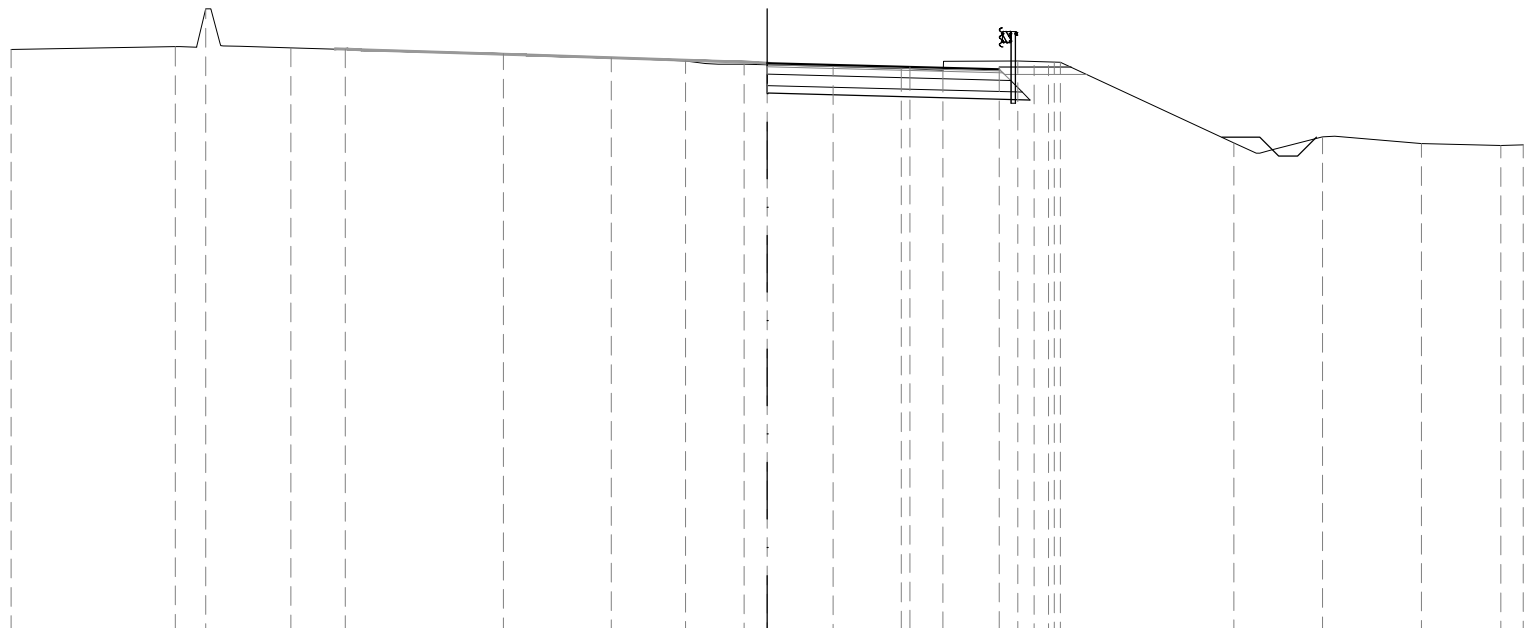


200
200

PROGRESSIVE TERRENO	-20.00	-16.24	-15.00	-9.07	-7.53	-5.28	-3.78	-1.03	0.14	4.27	5.40	7.11	10.87	14.65	15.81	17.17	19.02	20.00
PARZIALI TERRENO	3.76	1.24	5.93	1.54	2.25	1.50	2.75	1.17	4.13	1.13	1.71	3.76	3.78	1.16	1.36	1.85	0.98	
QUOTE TERRENO	55.53	55.60	55.65	55.44	55.40	55.34	55.66	54.93	54.78	54.62	54.57	54.67	52.93	51.31	52.00	52.37	52.28	52.22
PROGRESSIVE PROGETTO							-2.97	-2.30	-1.00	0.00	3.80	5.99	7.29					
PARZIALI PROGETTO							0.67	1.30	1.00	3.80	2.19	1.30	4.35					
QUOTE PROGETTO							55.65	55.26	55.20	55.18	55.08	55.02	55.08	52.59				

SEZIONE 11
PROGRESSIVA 200.44

B STERRO	mq	5.23
BA BASE	mq	1.25
BI BINDER	mq	0.34
CE MISTO CEMENTATO	mq	1.99
F STABILIZZATO	mq	1.36
cp COMPAT.IN TRINCEA	m	6.95
fb DEMOLIZIONE PAV.	m	4.65
st SCOTICO IN TRINCEA	m	6.12
u USURA	m	6.14
v VEGETALE	m	1.88



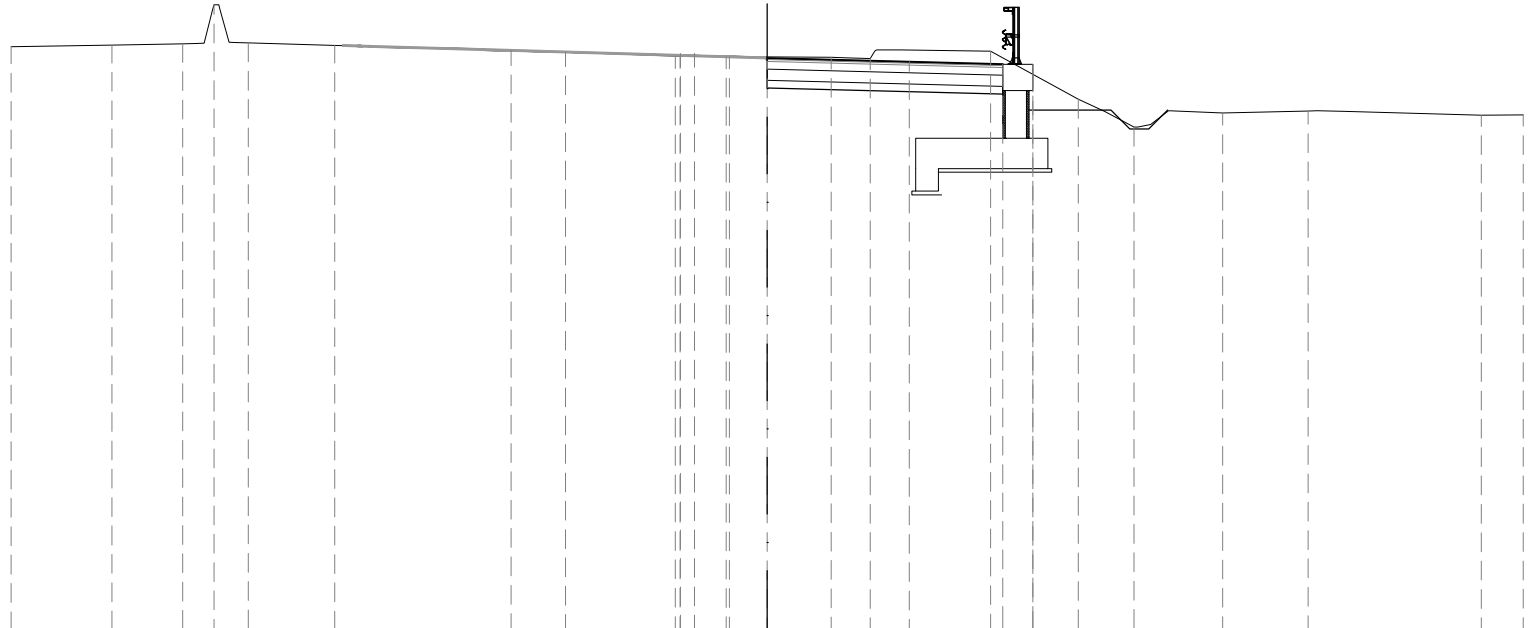
40
200 200

PROGRESSIVE TERRENO	-20.00	15.66	14.85	12.60	11.16	6.98	4.13	2.16	0.61	1.74	3.55	4.64	6.63	7.75	12.34	14.69	17.30	19.40	20.00
PARZIALI TERRENO	4.34	0.81	2.25	1.44	4.18	2.85	1.97	1.55	2.35	1.81	1.09	1.99	1.12	4.59	2.35	2.61	2.10	0.60	20.00
QUOTE TERRENO	55.46	55.53	56.54	55.50	55.46	55.35	55.24	55.15	55.07	55.01	54.95	54.91	55.15	55.12	52.99	53.15	52.97	52.92	52.93
PROGRESSIVE PROGETTO									0.00		3.77		6.14	7.06					
PARZIALI PROGETTO										3.77		2.37	0.92	0.38					
QUOTE PROGETTO								55.09		55.00			54.94	55.04	55.04	55.13			

SEZIONE 12

PROGRESSIVA 220.49

- B STERRO mq 6.13
- BA BASE mq 1.24
- BI BINDER mq 0.32
- CE MISTO CEMENTATO mq 1.87
- F STABILIZZATO mq 1.25
- cp COMPAT.IN TRINCEA m 6.23
- fb DEMOLIZIONE PAV. m 2.72
- st SCOTICO IN TRINCEA m 6.23
- u USURA m 6.23

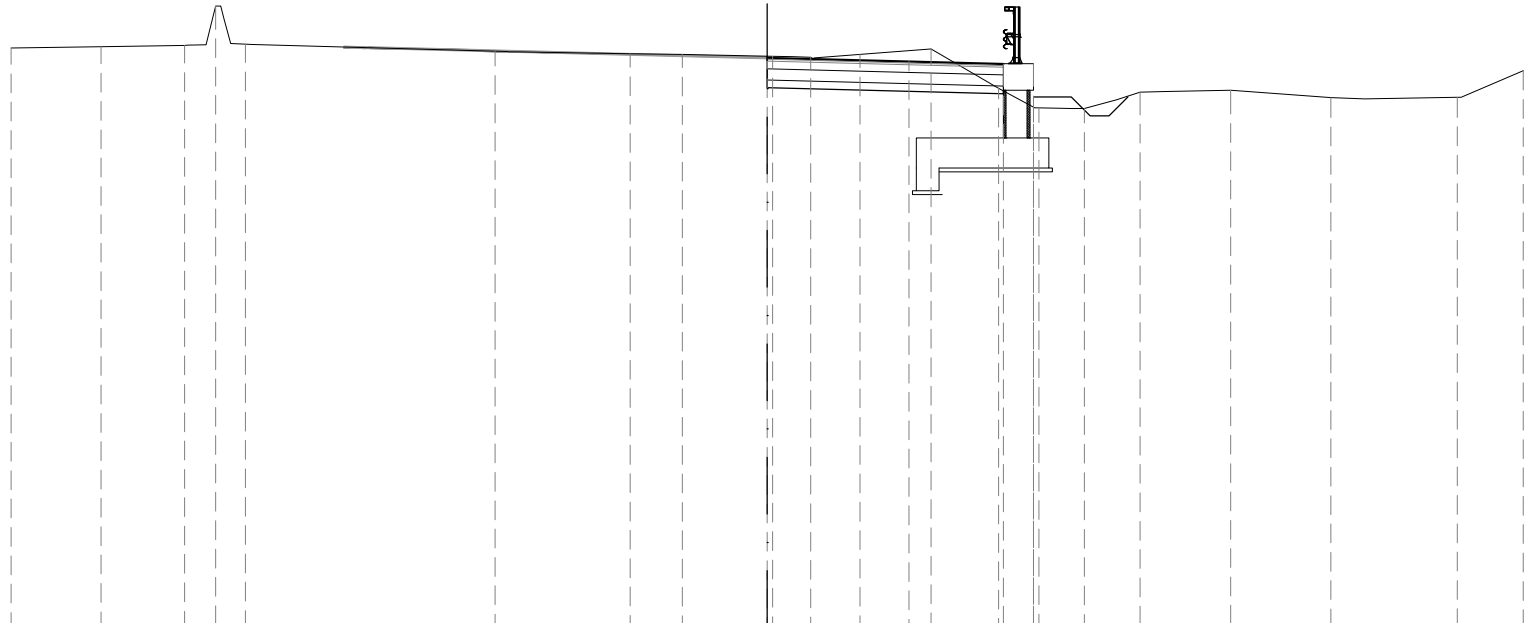


40
200 200

PROGRESSIVE TERRENO	-20.00	-17.33	-15.46	-14.64	-13.73	-11.44	-6.77	-5.34	-2.31	-1.08	1.69	2.72	5.91	8.23	9.70	12.04	14.31	18.89	20.00
PARZIALI TERRENO	2.67	1.87	0.82	0.91	2.29	4.67	1.43	3.03	1.23	2.77	1.03	3.19	2.32	1.47	2.34	2.27	4.58	1.11	
QUOTE TERRENO	55.40	55.44	55.48	56.51	55.50	55.43	55.31	55.25	55.15	55.14	55.12	55.09	55.29	54.01	53.28	53.65	53.70	53.59	53.60
PROGRESSIVE PROGETTO									-2.43	-2.30	-1.92	-1.00	0.00	3.75	6.23	7.03	7.03		
PARZIALI PROGETTO									0.13	0.38	0.92	1.00	3.75	2.48	0.80				
QUOTE PROGETTO									55.15	55.23	55.23	55.13	55.10	55.00	54.94	54.67	54.94		

SEZIONE 13
PROGRESSIVA 240.53

B STERRO	mq	5.18
BA BASE	mq	1.26
BI BINDER	mq	0.31
CE MISTO CEMENTATO	mq	1.87
F STABILIZZATO	mq	1.25
cp COMPAT.IN TRINCEA	m	6.25
fb DEMOLIZIONE PAV.	m	1.15
st SCOTICO IN TRINCEA	m	5.96
u USURA	m	6.25



40
200 200

PROGRESSIVE TERRENO	-20.00	-17.62	-15.41	-14.59	-13.80		-7.20	-3.63	-2.25	0.15	1.15	2.45	4.33	6.12	7.19	8.39	9.86	12.26	14.91	18.25	20.00	
PARZIALI TERRENO		2.38	2.21	0.82	0.79		6.60	3.57	1.38	2.40	1.00	1.30	1.88	1.79	1.07	1.20	1.47	2.40	2.65	3.34	1.75	
QUOTE TERRENO	55.37	55.40	55.44	56.47	55.47		55.28	55.21	55.20	55.15	55.12	55.20	55.34	54.30	53.78	53.77	54.20	54.25	54.05	54.06	54.76	
PROGRESSIVE PROGETTO										0.00			3.75	6.25	7.04	7.05						
PARZIALI PROGETTO											3.75		2.50	0.79	0.01							
QUOTE PROGETTO									55.11				55.01	54.95	53.80	54.95						