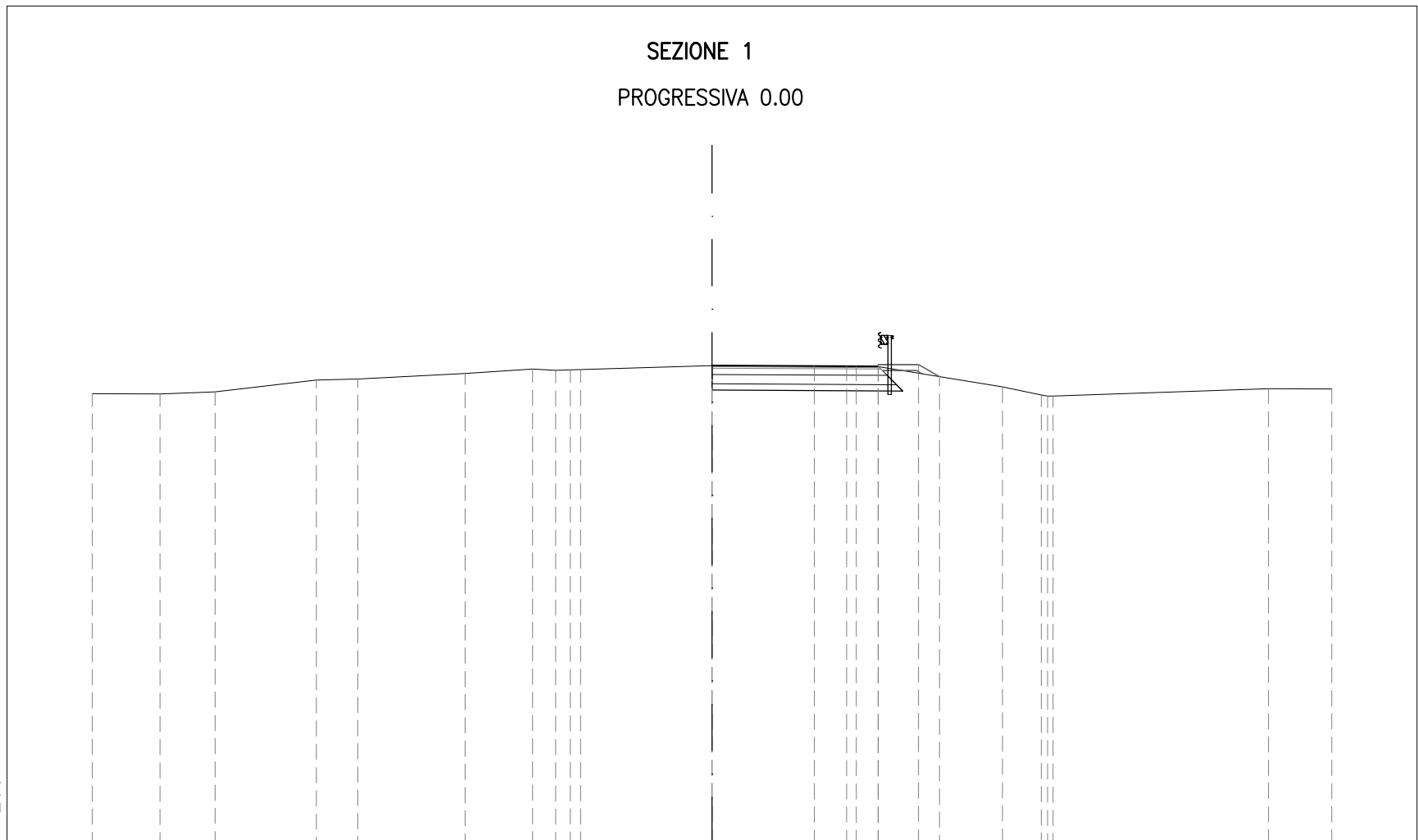


SEZIONE 1

PROGRESSIVA 0.00

A RIPTO	mq	0.02
B STERRO	mq	4.57
BA BASE	mq	1.11
BI BINDER	mq	0.27
CE MISTO CEMENTATO	mq	1.73
F STABILIZZATO	mq	1.21
cp COMPAT.IN TRINCEA	m	6.15
fb DEMOLIZIONE PAV.	m	5.36
u USURA	m	5.36
v VEGETALE	m	1.98



38

200 200

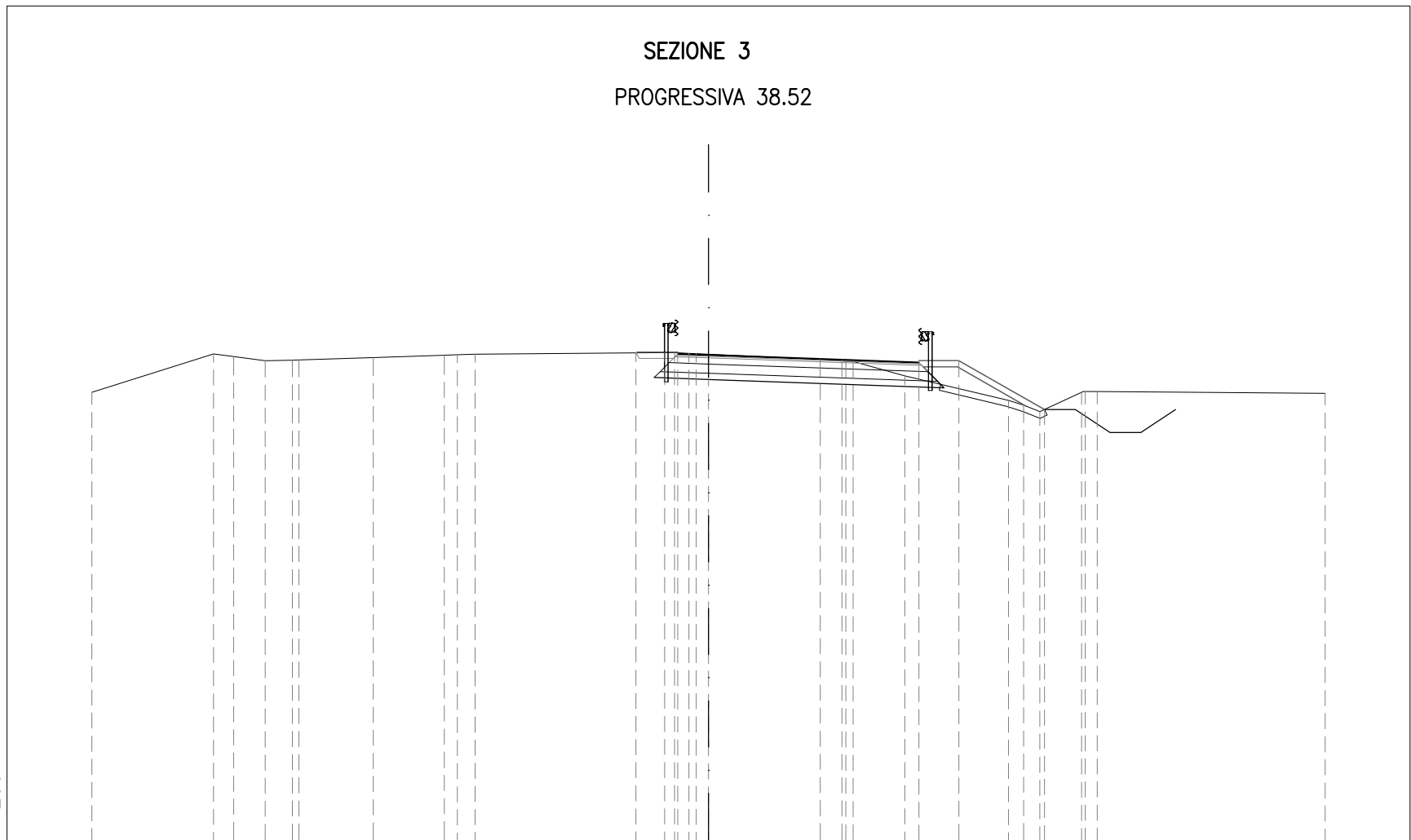
PROGRESSIVE TERRENO	-20.00	-17.81	-16.04	-12.77	-11.43	-7.97	-5.79	-5.04	-4.57	-4.25	0.00	3.30	4.65	5.37	9.37	10.63	10.83	11.00	17.96	20.00
PARZIALI TERRENO	2.19	1.77	3.27	1.34	3.46	2.18	0.75	0.47	0.32	4.25	3.30	1.35	0.72	4.00	1.26	0.20	0.17	6.96	2.04	
QUOTE TERRENO	52.57	52.55	52.62	53.00	53.04	53.21	53.36	53.32	53.33	53.34	53.47	53.45	53.45	53.44	52.78	52.52	52.48	52.49	52.72	52.71
PROGRESSIVE PROGETTO											0.00	4.34	5.36	6.66	7.34					
PARZIALI PROGETTO											4.34	1.02	1.30	0.68						
QUOTE PROGETTO											53.47	53.45	53.45	53.51	53.12					

SEZIONE 3
PROGRESSIVA 38.52

A RIPORTO	mq	1.23
BA BASE	mq	1.64
BI BINDER	mq	0.40
CE MISTO CEMENTATO	mq	2.62
F STABILIZZATO	mq	1.86
cp COMPAT.IN TRINCEA	m	9.40
fb DEMOLIZIONE PAV.	m	5.65
sc SCOTICO	m	3.64
u USURA	m	7.82
v VEGETALE	m	5.42

38

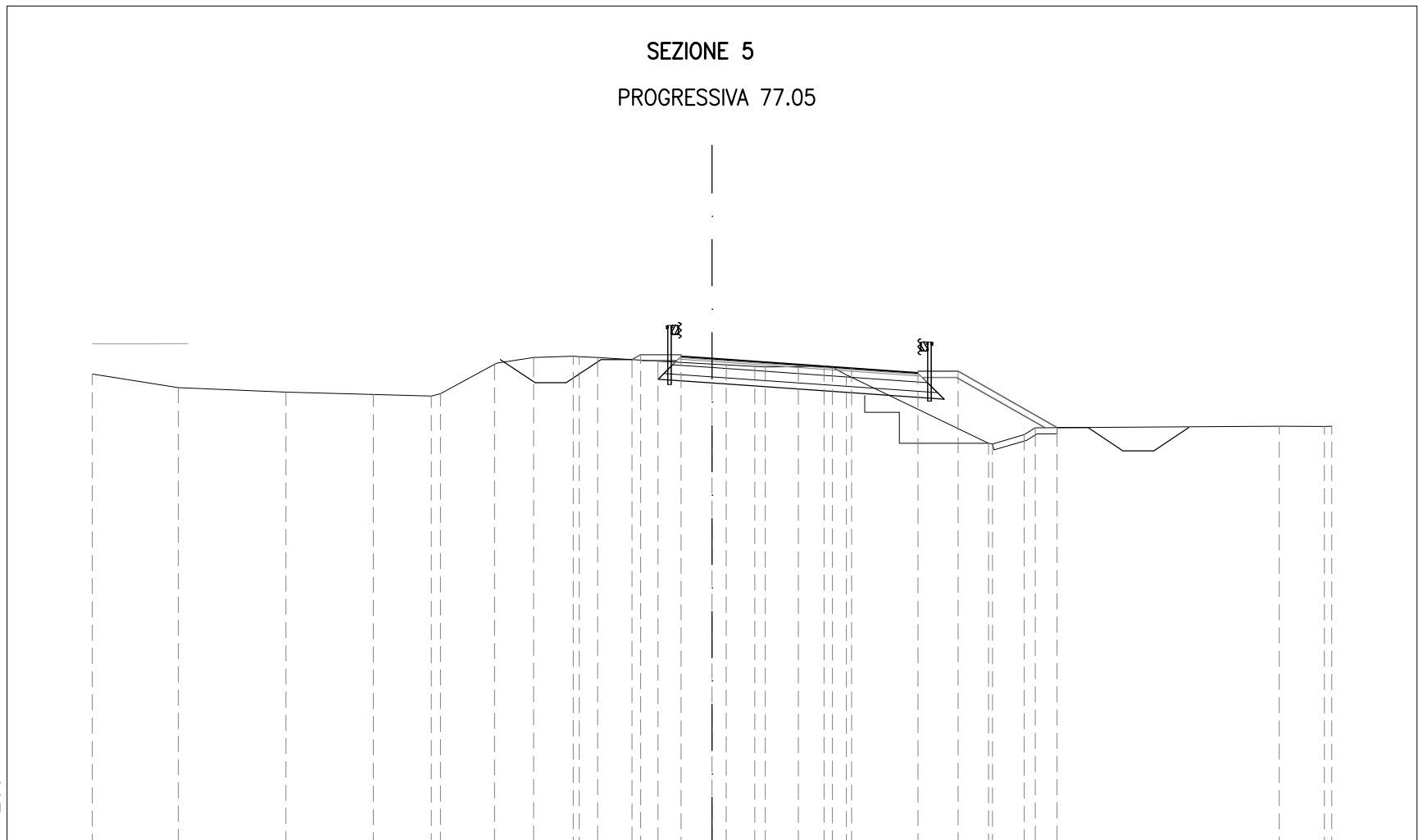
200 200



PROGRESSIVE TERRENO	-20.00	-16.06	-15.40	-14.37	-13.50	-13.29	-10.87	-8.57	-8.15	-7.57	-1.42	-1.10	-0.63	-0.40	3.62	4.45	4.69	6.36	9.73	10.22	10.75	12.10	12.22	12.60	20.00
PARZIALI TERRENO	3.94	0.66	1.03	0.87	0.21	2.42	2.30	0.42	0.58	6.15	0.32	0.47	0.23	4.02	0.83	0.24	1.67	3.37	0.49	0.53	1.35	0.12	0.38	7.40	
QUOTE TERRENO	52.54	53.79	53.71	53.57	53.59	53.59	53.68	53.75	53.76	53.78	53.83	53.83	53.81	53.79	53.62	53.56	53.55	53.08	52.28	52.13	51.92	52.55	52.57	52.57	52.51
PROGRESSIVE PROGETTO											-2.35	-1.00	0.00		4.33			6.82	8.12		10.89				
PARZIALI PROGETTO											1.35	1.00	4.33		2.49	1.30	2.77								
QUOTE PROGETTO											53.82	53.79	53.75		53.60			53.51	53.57		51.99				

SEZIONE 5
PROGRESSIVA 77.05

A RIPTO	mq	4.60
B STERRO	mq	4.18
BA BASE	mq	1.59
BI BINDER	mq	0.41
CE MISTO CEMENTATO	mq	2.55
F STABILIZZATO	mq	1.81
cp COMPAT.IN TRINCEA	m	9.23
fb DEMOLIZIONE PAV.	m	2.87
g GRADONATURA	m	3.40
sc SCOTICO	m	2.08
u USURA	m	7.64
v VEGETALE	m	6.07

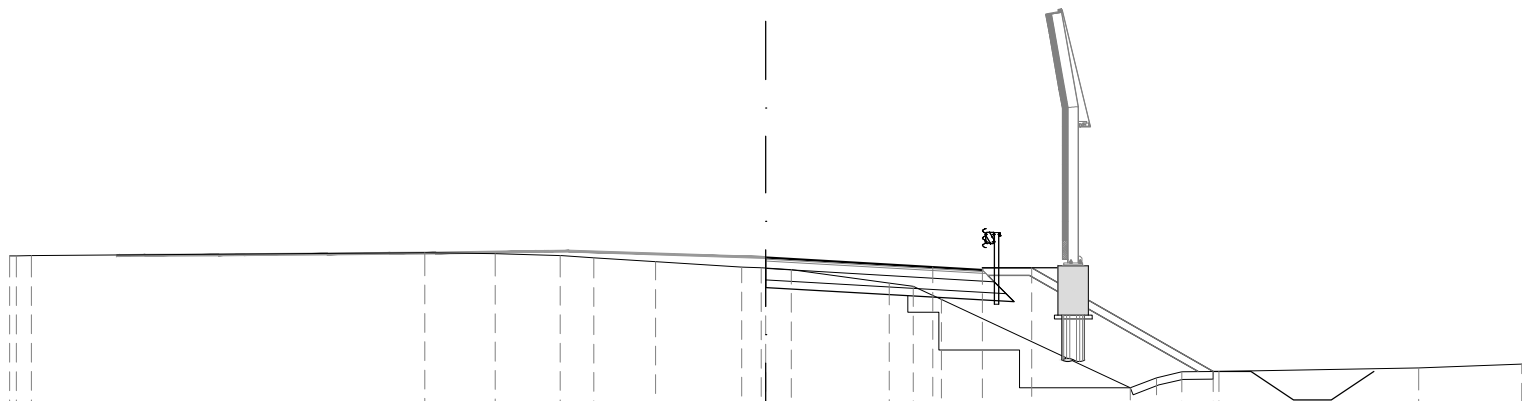


PROGRESSIVE TERRENO	-20.00	-17.22	-13.75	-10.93	-9.06	-8.77	-7.02	-5.76	-4.48	-4.29	-3.69	-1.74	0.46	1.38	1.72	2.79	3.62	3.89	4.33	8.93	9.05	10.07	10.43	18.30	19.76	20.00
PARZIALI TERRENO		2.78	3.47	2.82	1.87	0.29	1.75	1.26	1.28	0.19	0.60	1.95	2.20	0.92	0.34	1.07	0.83	0.27	0.44	4.60	0.12	1.02	0.36	7.87	1.46	0.24
QUOTE TERRENO	54.20	53.76	53.62	53.54	53.49	53.56	54.51	54.73	54.77	54.76	54.73	54.62	54.49	54.44	54.42	54.43	54.44	54.41	54.17	51.96	51.94	52.24	52.47	52.52	52.51	52.51
PROGRESSIVE PROGETTO												-2.58	-2.30	-1.00	0.00				4.50		6.64	7.94		11.13		
PARZIALI PROGETTO												0.28	1.30	1.00		4.50			2.14		1.30	3.19				
QUOTE PROGETTO												54.67	54.83	54.77	54.70				54.38		54.23	54.29		52.47		

SEZIONE 6

PROGRESSIVA 96.31

A RIPORTO	mq	7.21
B STERRO	mq	1.64
BA BASE	mq	1.19
BI BINDER	mq	0.31
CE MISTO CEMENTATO	mq	1.86
F STABILIZZATO	mq	1.29
cp COMPAT.IN TRINCEA	m	6.57
fb DEMOLIZIONE PAV.	m	0.68
g GRADONATURA	m	5.06
sc SCOTICO	m	2.21
u USURA	m	5.73
v VEGETALE	m	6.10



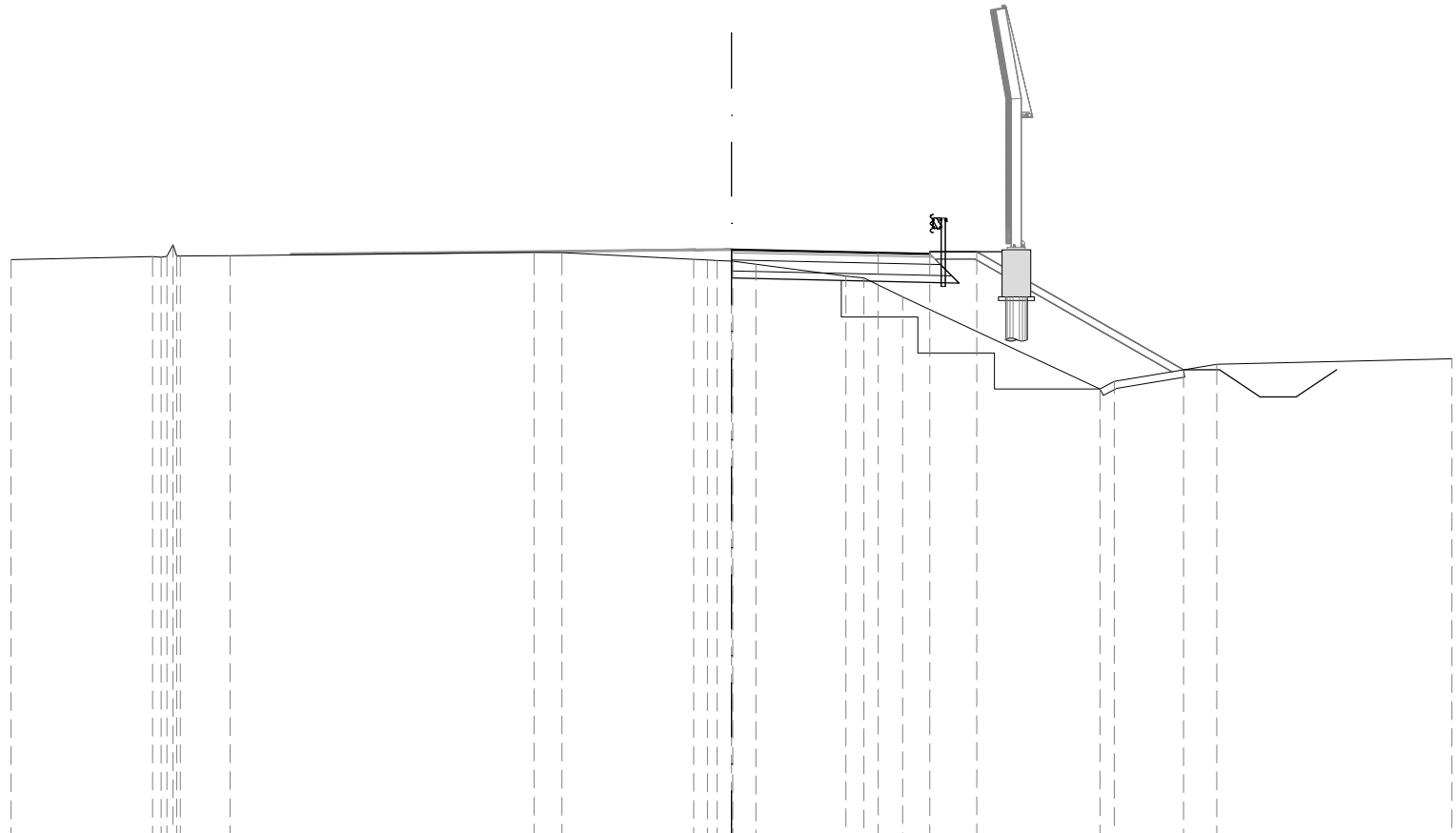
39

200
200

PROGRESSIVE TERRENO	55.37	55.38	55.38	55.46	55.44	55.38	55.33	55.22	55.08	55.06	55.01	54.65	54.57	54.22	51.88	52.15	52.31	52.32	52.41	52.51
PARZIALI TERRENO	0.18	0.40	10.40	1.87	1.71	0.89	1.63	2.29	0.51	0.80	2.59	0.63	0.75	4.99	0.70	0.67	0.97	5.29	2.73	
QUOTE TERRENO	-20.00	-19.82	-19.42	-9.02	-7.15	-5.44	-4.55	-2.92	-0.63	-0.12	0.68	3.27	3.90	4.65	9.64	10.34	11.01	11.98	17.27	20.00
PROGRESSIVE PROGETTO									0.00			4.42	5.73	7.03			11.83			
PARZIALI PROGETTO											4.42	1.31	1.30	4.80						
QUOTE PROGETTO									55.33			55.08	55.00	55.06			52.32			

SEZIONE 7

PROGRESSIVA 115.57



39

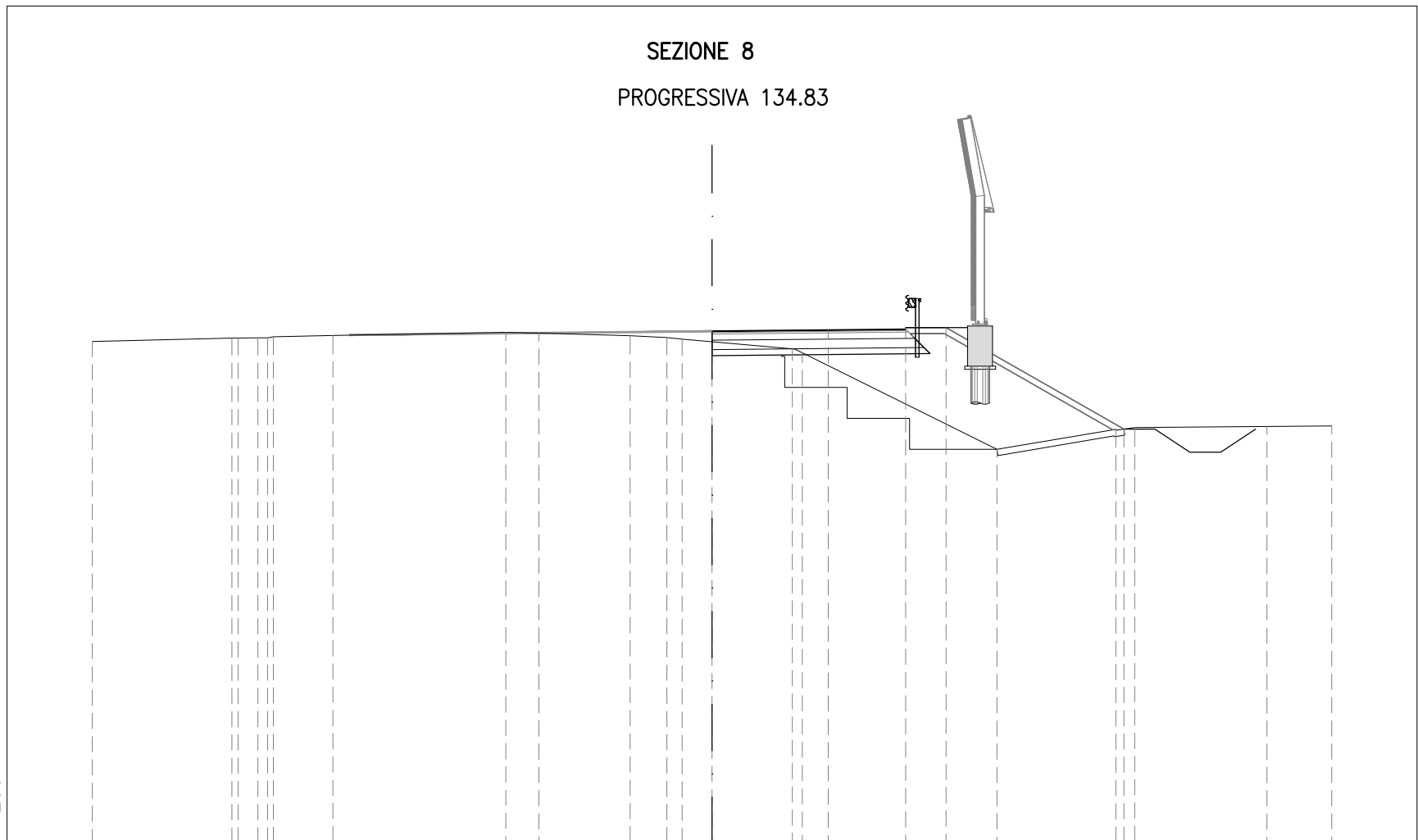
200
200

PROGRESSIVE TERRENO	-20.00	-16.07	-15.84	-15.68	-15.50	-15.40	-15.30	-13.92	-5.48	-4.71	-1.05	-0.67	-0.40	0.03	0.68	3.18	3.67	4.75	10.22	10.63	13.47	20.00
PARZIALI TERRENO	3.93	0.23	0.16	0.18	0.10	0.10	0.10	1.38	8.44	0.77	3.66	0.38	0.27	0.43	0.65	2.50	0.49	1.08	5.47	0.41	2.84	6.53
QUOTE TERRENO	55.28	55.37	55.35	55.38	55.70	55.38	55.38	55.39	55.48	55.47	55.29	55.27	55.26	55.24	55.15	54.83	54.77	54.25	51.69	51.90	52.38	52.53
PROGRESSIVE PROGETTO											0.00					4.08	5.51	6.81		12.55		
PARZIALI PROGETTO											4.08					1.43	1.30		5.74			
QUOTE PROGETTO											55.56					55.47	55.44	55.50		52.22		

- A RIPORTO mq 10.21
- B STERRO mq 1.00
- BA BASE mq 1.16
- BI BINDER mq 0.27
- CE MISTO CEMENTATO mq 1.77
- F STABILIZZATO mq 1.26
- cp COMPAT.IN TRINCEA m 6.31
- g GRADONATURA m 6.33
- sc SCOTICO m 2.39
- u USURA m 5.51
- v VEGETALE m 7.04

SEZIONE 8

PROGRESSIVA 134.83



200
200

PROGRESSIVE TERRENO	-20.00	-15.49	-15.29	-14.66	-14.34	-14.16	-12.24	-6.65	-5.59	-2.64	-1.46	-0.96	2.59	2.91	9.19	13.03	13.64	17.90	20.00
PARZIALI TERRENO	4.51	0.20	0.63	0.32	0.18	1.92	5.59	1.06	2.95	1.18	0.50	3.55	0.32	6.28	3.84	0.61	4.26	2.10	
QUOTE TERRENO	55.25	55.36	55.36	55.36	55.37	55.40	55.44	55.54	55.52	55.43	55.37	55.32	55.01	54.88	51.76	52.41	52.47	52.50	52.52
PROGRESSIVE PROGETTO											0.00		3.75		6.25	7.55		13.29	
PARZIALI PROGETTO												3.75	2.50	1.30	5.74				
QUOTE PROGETTO											55.58		55.61		55.64	55.70		52.42	

- A RIPORTO mq 15.54
- B STERRO mq 0.88
- BA BASE mq 1.30
- BI BINDER mq 0.32
- CE MISTO CEMENTATO mq 1.98
- F STABILIZZATO mq 1.39
- cp COMPAT.IN TRINCEA m 7.03
- g GRADONATURA m 5.96
- sc SCOTICO m 4.16
- u USURA m 6.25
- v VEGETALE m 7.04