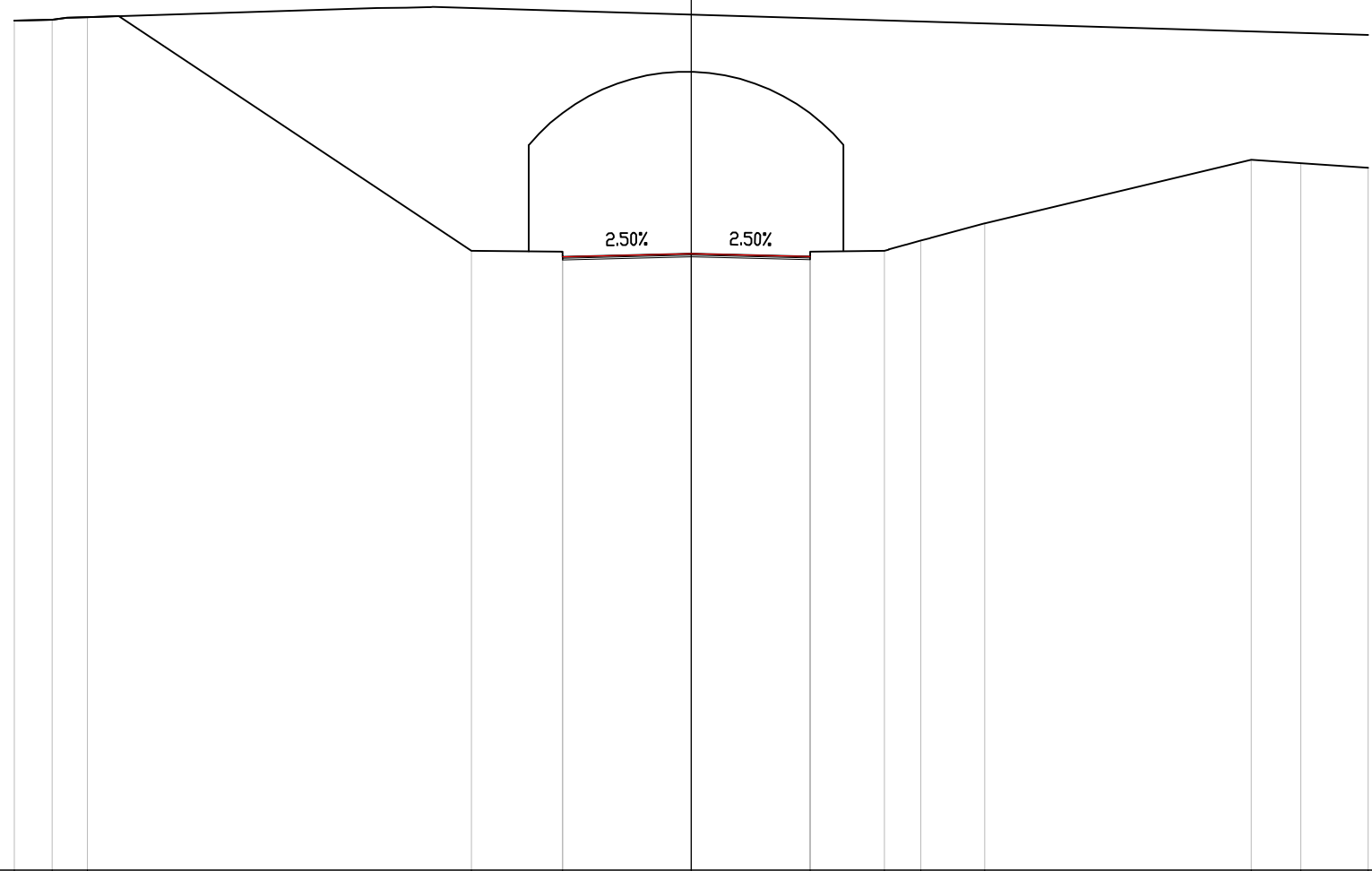


B STERPO
a USURA
b BINDER

m² 0.66
m 7.32
m 7.32

SEZIONE 1
PROGRESSIVA 0.00

17
200 200



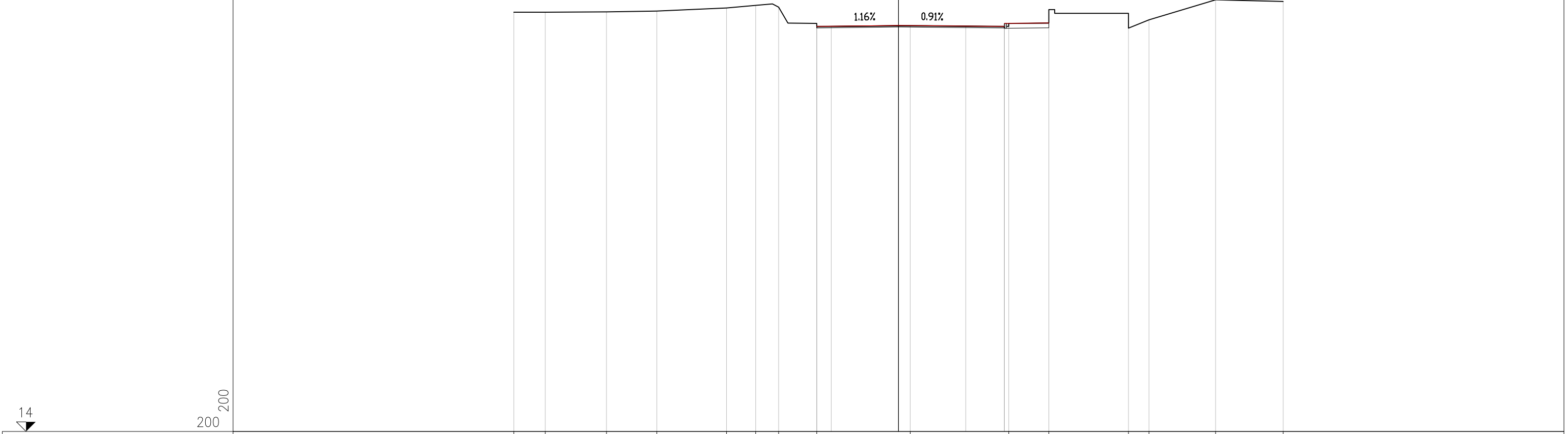
PROGRESSIVE TERRENO		-20.00	-18.88	-17.85				-6.50	-3.81	0.00	3.51	5.70	6.78	8.67		16.54	18.01	20.00
PARZIALI TERRENO		1.12	1.03		11.35			2.69	3.81	3.51	2.19	1.08	1.89		7.87	1.47	1.99	
QUOTE TERRENO		42.12	42.15	42.23				35.32	35.14	35.23	35.30	35.32	35.62	36.13		38.01	37.91	37.77
PROGRESSIVE PROGETTO									-3.81	0.00	3.50	3.51						
PARZIALI PROGETTO									3.81	3.50	0.01							
QUOTE PROGETTO								35.14	35.23	35.15	35.15							

SEZIONE 3
PROGRESSIVA 28.06

B STERPO
 a USURA
 b BINDER
 F ASFALTO COLATO
 g MASSETTO

1.28
 9.75
 8.30
 8.30

14
 200 200



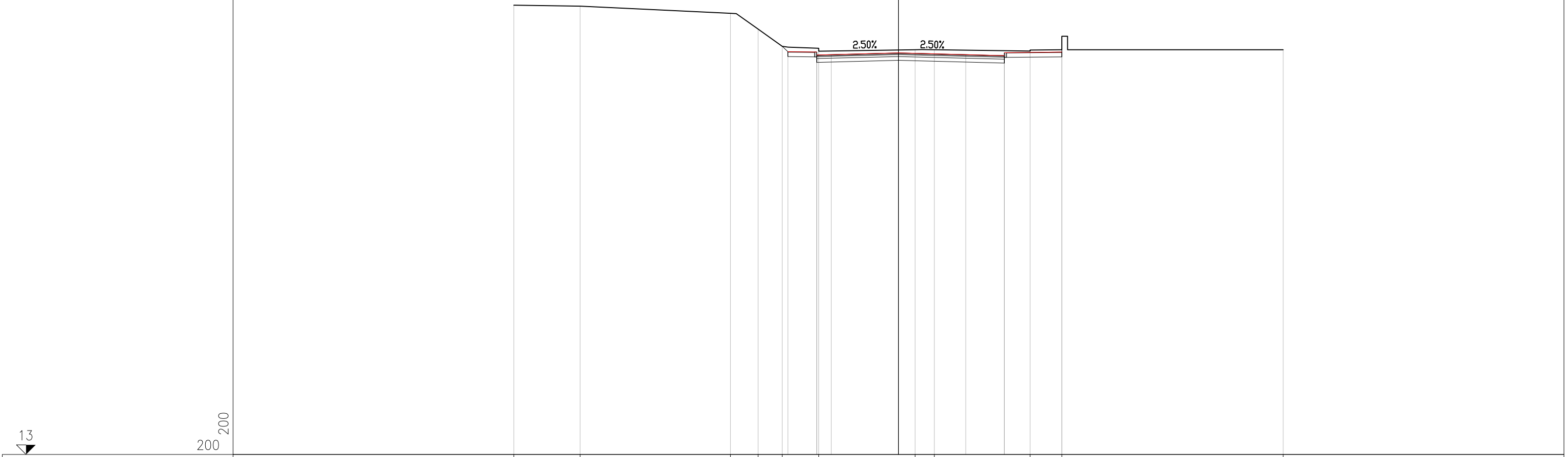
PROGRESSIVE TERRENO	-20.00	-18.37	-15.18	-12.57	-8.95	-7.42	-6.23	-4.25	0.61	5.73	7.82	11.96	13.02	16.48	20.00
PARZIALI TERRENO	1.63	3.19	2.61	3.62	1.53	1.19	1.98	4.86	0.28	4.84	2.09	4.14	1.06	3.46	3.52
QUOTE TERRENO	35.84	35.84	35.86	35.90	36.06	36.20	36.10	35.11	35.13	35.26	35.98	35.01	35.44	36.48	36.40
PROGRESSIVE PROGETTO								-4.25	0.00	3.50	7.82				
PARZIALI PROGETTO								0.75	3.50	3.50	2.00	2.32			
QUOTE PROGETTO								35.11	35.16	35.12	35.28				

SEZIONE 6
PROGRESSIVA 80.00

b	STERPO	7.51
a	USURA	9.75
b	BINDER	9.75
c	BASE	9.75
d	FONDAZIONE NON LEGATA	9.75
f	ASFALTO COLATO	4.49
g	MASSETTO	4.49

m m m m m m m

13
200 200



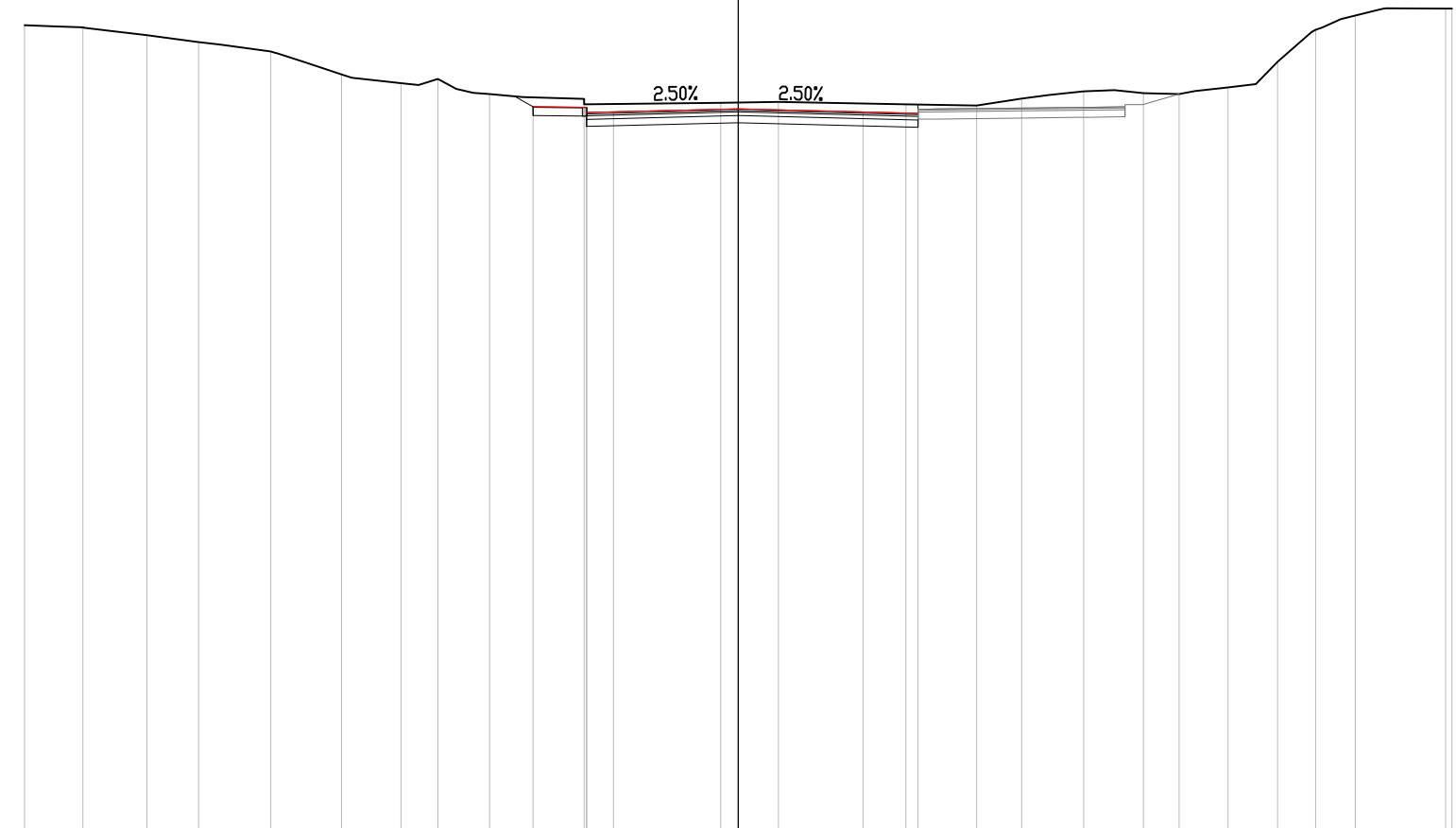
PROGRESSIVE TERRENO		-20.00	-16.55		-8.74	-7.30	-6.05	-4.15		0.86	1.86		6.84	8.49		20.00
PARZIALI TERRENO		3.45		7.81	1.44	1.25	1.90		5.01	1.00		4.98	1.65		11.51	
QUOTE TERRENO		36.40	36.35		35.97	35.15	34.26	34.00		34.08	34.08		34.06	34.78		34.08
PROGRESSIVE PROGETTO							-5.75	-4.25	-4.25	-3.50	0.00		3.50	5.50	5.50	8.49
PARZIALI PROGETTO							1.50	0.75		3.50	3.50		2.00	2.99		
QUOTE PROGETTO							33.97	33.96	33.81	33.83	33.92		33.83	33.78	33.93	33.96

SEZIONE 8
PROGRESSIVA 100.00

- B STERPO 6.43
- a USURA 9.29
- b BINDER 9.29
- c BASE 9.29
- d FONDAZIONE NON LEGATA 9.29
- f ASFALTO COLATO 1.50
- g MASSETTO 1.50

200 200
200 200

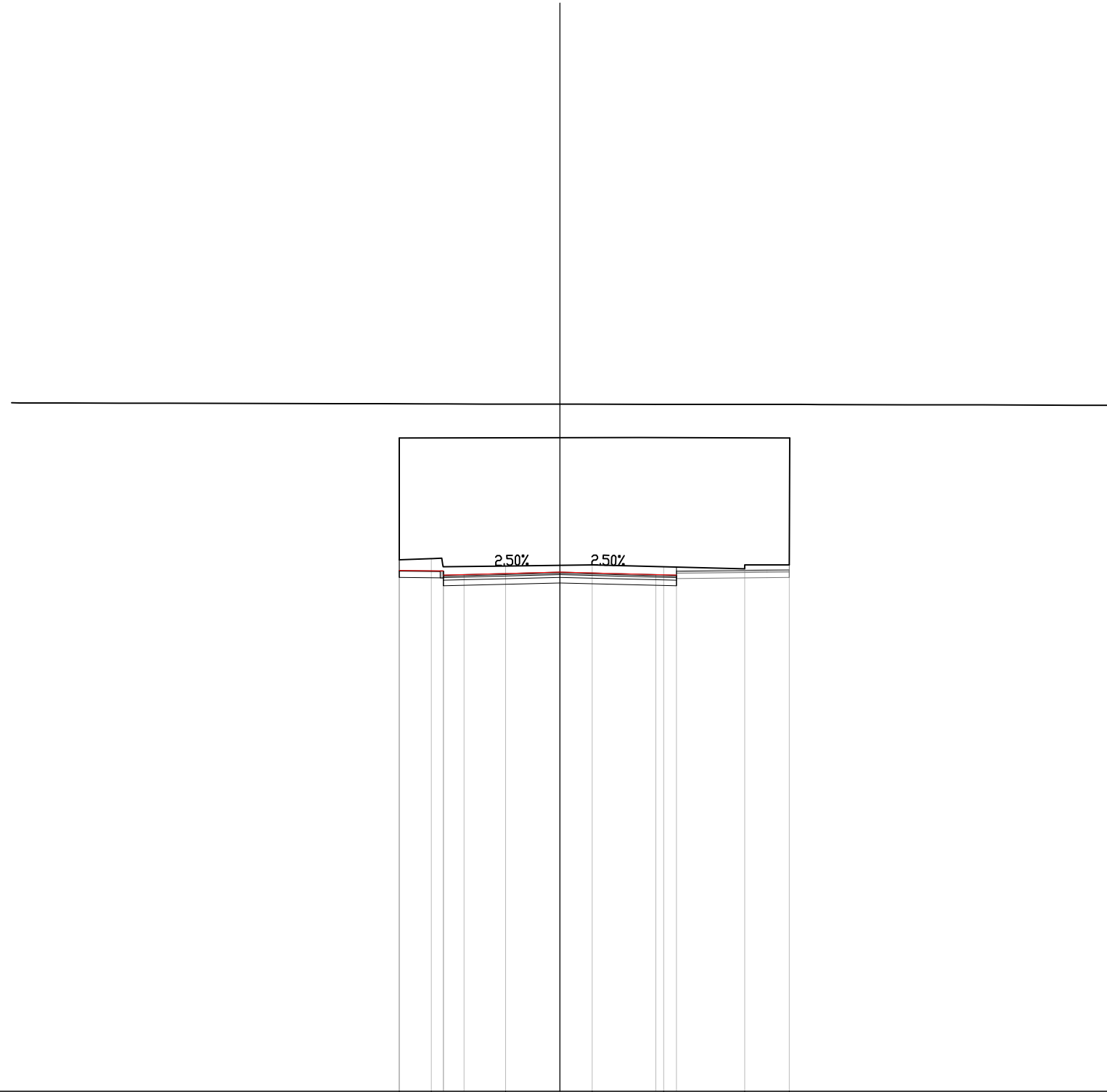
13
200 200



PROGRESSIVE TERRENO	-20.00	-18.37	-16.57	-15.13	-13.10	-11.12	-9.45	-8.41	-6.97	-4.32	-0.49	1.13	4.69	6.68	7.94	9.68	11.35	12.35	13.72	15.11	16.18	17.29	19.82	20.00
PARZIALI TERRENO	1.63	1.80	1.44	2.03	1.98	1.67	1.04	1.44	2.65	3.83	1.62	3.56	1.99	1.26	1.74	1.67	1.00	1.37	1.39	1.07	1.11	0.84	1.68	0.18
QUOTE TERRENO	35.67	35.61	35.39	35.20	34.94	34.29	34.05	34.16	33.74	33.60	33.50	33.52	33.45	33.42	33.62	33.81	33.77	33.74	33.93	34.65	35.55	35.94	36.14	36.14
PROGRESSIVE PROGETTO										-5.75	-4.25	-4.25	-3.50	0.00	3.50	5.04								
PARZIALI PROGETTO										1.50	0.75	3.50	3.50	1.54										
QUOTE PROGETTO										33.39	33.37	33.22	33.24	33.33	33.24	33.20								

SEZIONE 10
 PROGRESSIVA 140.00

B	STERPO	m	6.93
a	USURA	m	8.50
b	BINDER	m	8.50
c	BASE	m	8.50
d	FONDAZIONE NON LEGATA	m	8.50
f	ASFALTO COLATO	m	1.61
g	MASSETTO	m	1.61



14
 200 200

PROGRESSIVE TERRENO	-5.86	-4.69	-1.99	1.18	3.78	6.74	8.37
PARZIALI TERRENO	1.17	2.70	3.17	2.60	2.96	1.63	
QUOTE TERRENO	33.40	33.45	33.18	33.22	33.15	33.22	33.22
PROGRESSIVE PROGETTO	-5.86	-4.25	-3.50	0.00	3.50	4.25	
PARZIALI PROGETTO	1.61	0.75	3.50	3.50	0.75		
QUOTE PROGETTO	33.01	32.99	32.84	32.86	32.95	32.86	32.84

SEZIONE 20
PROGRESSIVA 300.00

B	STERPO	m	3.69
a	USURA	m	13.94
b	BINDER	m	13.94
c	BASE	m	4.42
d	FONDAZIONE NON LEGATA	m	4.42
f	ASFALTO COLATO	m	3.36
g	MASSETTO	m	3.36

15
200
200

PROGRESSIVE TERRENO				-20.00	-18.95		-14.62	-14.61		-9.86		-5.58		-0.01	1.68		5.00	7.44		13.90		20.00	
PARZIALI TERRENO				1.05	4.33		0.01	4.75		4.28		5.57		0.76	1.01		3.24	2.44		6.46		6.10	
QUOTE TERRENO				39.90	39.22		40.33	35.14		35.11		35.06		34.89	34.88		34.87	35.03		35.32		35.09	
PROGRESSIVE PROGETTO										-9.86		-8.00	-8.00				4.61	5.77	5.94		7.44		
PARZIALI PROGETTO										1.86		0.76		7.24		4.61	1.16	0.17	0.50				
QUOTE PROGETTO										35.11		35.09	34.94	34.93		34.89		34.87	34.86	35.01	34.86		35.03

