Particolari elementi canalette portacavi
scala 1:10

	codice	denominazione	peso KG/PZ
1	082511	BASE	158
2	082521	COPERCHIO	27
3	082522	COPERCHIO	27

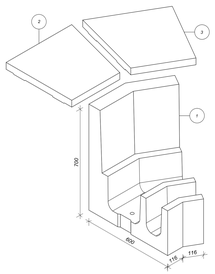

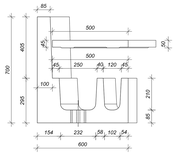

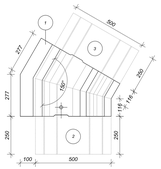

	codice	denominazione	peso KG/ML
1	082513	BASE	430
2	081972	COPERCHIO	60

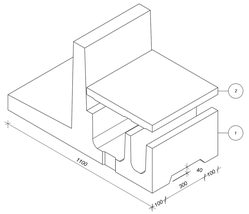

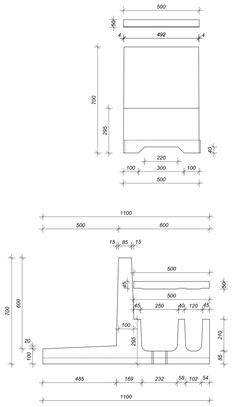

	codice	denominazione	peso KG/ML
1	081972	BASE	165
2	081972	COPERCHIO	60

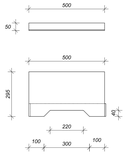

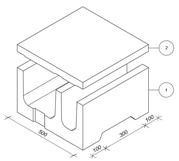

	codice	denominazione	peso KG/PZ
1	082512	BASE	105
2	082521	COPERCHIO	27
3	082522	COPERCHIO	27

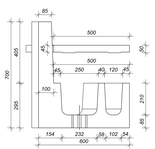

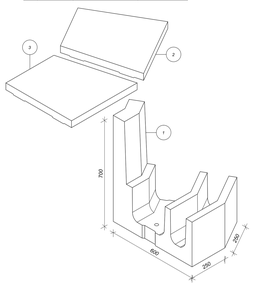

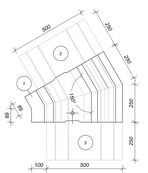

Schema disposizione coperchi
scala 1:20

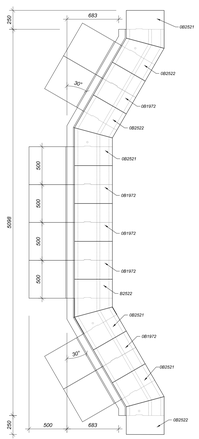

Schema disposizione basi
scala 1:20

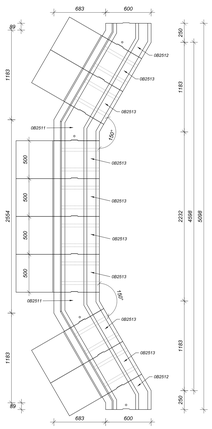

Dettaglio attacco embrici a monte del rilevato
scala 1:20

Pianta

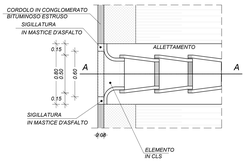

Sezione A-A

Particolari elemento di unione degli embrici sulla banca
scala 1:20

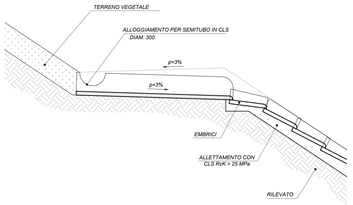

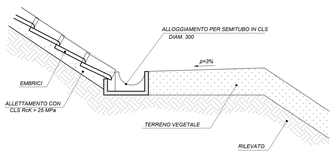

Dettagli elemento embrice tipo
scala 1:20



Pianta

Pianta

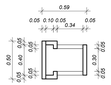

Sezione

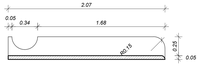

Sezione

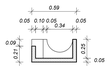

Dettaglio Fosso di guardia ai piedi del rilevato
scala 1:20

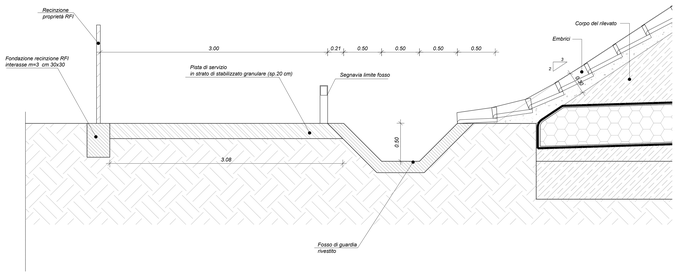

Vista assonometrica
scala 1:20

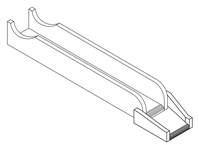

Vista assonometrica
scala 1:20

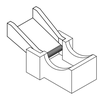

Particolare recinzione
scala 1:10

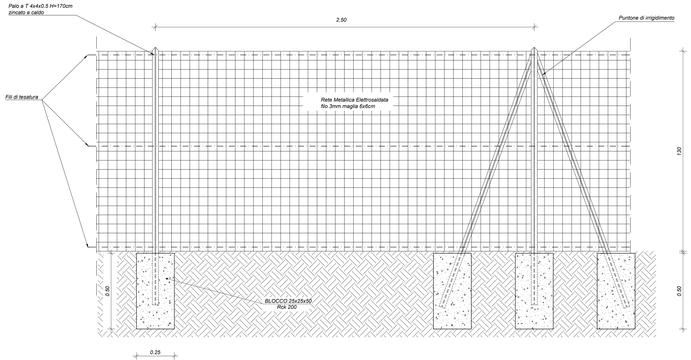

COMMITTENTE:

RFI RETE FERROVIARIA ITALIANA
GRUPPO FERROVIE DELLO STATO ITALIANE

PROGETTAZIONE:

ITALFERR
GRUPPO FERROVIE DELLO STATO ITALIANE

DIREZIONE TECNICA
UO INFRASTRUTTURE CENTRO

PROGETTO DEFINITIVO

ITINERARIO NAPOLI - BARI
RADDOPPIO TRATTA CANCELLO - BENEVENTO
II LOTTO FUNZIONALE FRASSO TELESINO - VITULANO

SEZIONI TIPO CORPO FERROVIARIO
Dettagli costruttivi

SCALA: Varie

COMMESSA	LOTTO	FASE	ENTE	TIPO DOC.	OPERA/DISCIPLINA	PROGR.	REV.
IF0H	02	D	11	WZ	IF0001	003	A

Revis.	Descrizione	Redatto	Data	Verificato	Data	Approvato	Data	Autorizzato	Data
A	Emissione Esecutiva	F. Pavoli	06/2017	T. Tinelli	06/2017	F. Cultrera	06/2017	ITALFERR S.p.A. Direzione Tecnica Ing. Giovanni Vitale Ordine Ingegneri Roma n. A 17944	

File: IF0H02D11WZIF0001003A.dwg

n. Elab.: DL 033