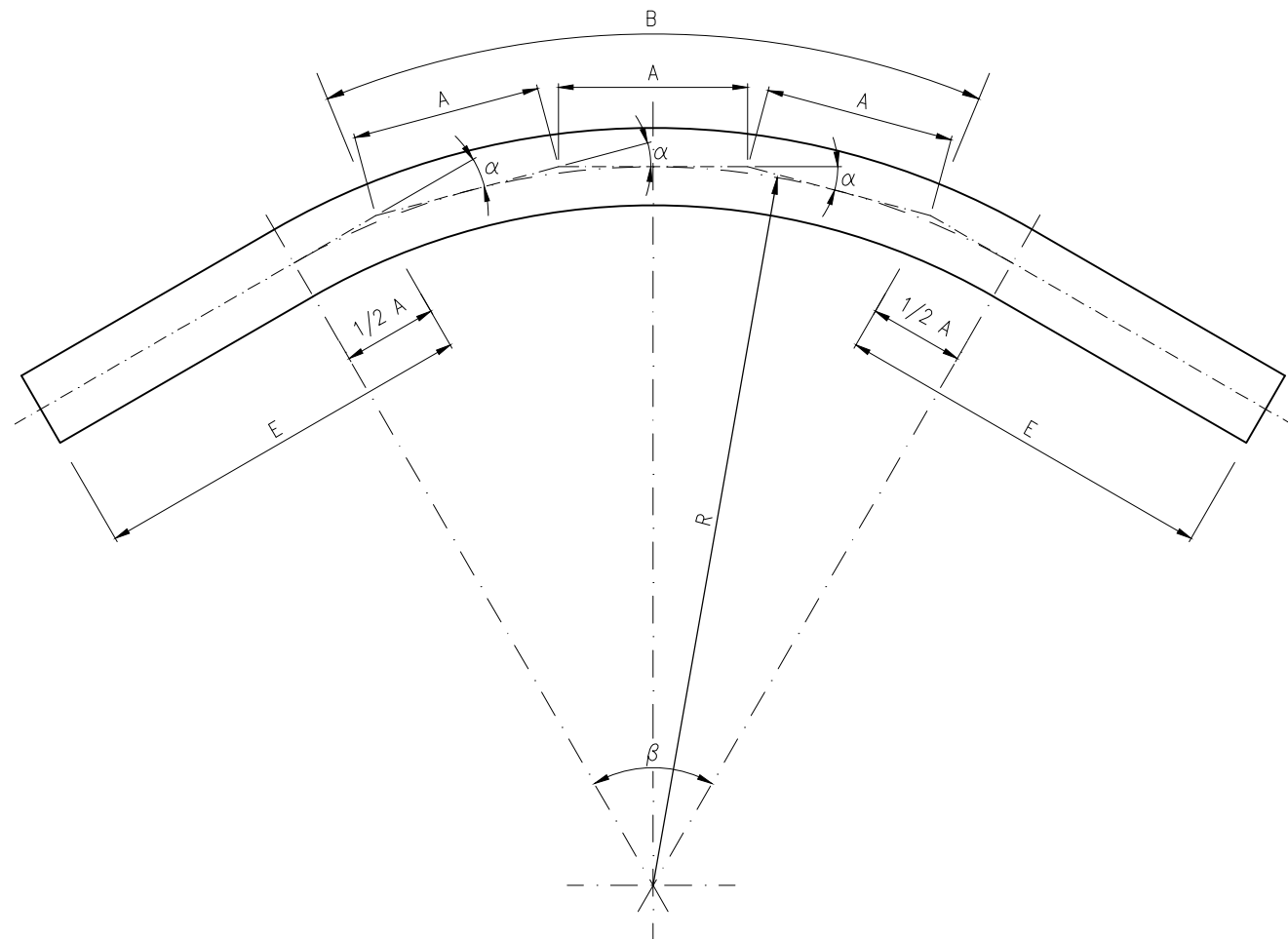


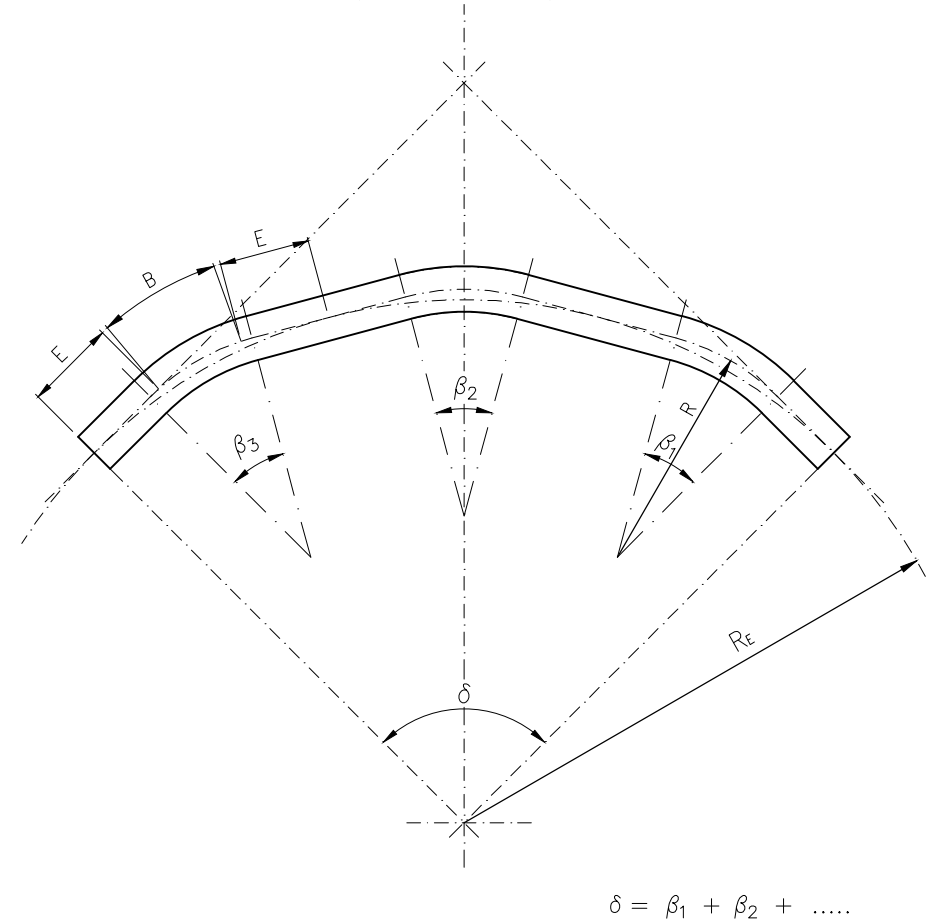
SINGLE FIELD BENDS

(SCHEMATICAL)



COMBINED FIELD BENDS

(SCHEMATICAL)



NOMINAL PIPE SIZE (NPS) ["]	BENDING LIMITS			RADIUS R [m]	FIELD BEND		
	ANGLE α [°]	DISTANCE A [mm]	STRAIGHT ENDS E [m]		PIPE LENGTH 12m		
					R e [m]	β max [°]	B max [m]
36	0.5°	350	2	40.11	59.0	11.5°	7.7

NOTE:

1. THE COLD BEND PROCEDURE WILL BE QUALIFIED BEFORE ACCEPTANCE TO CONFIRM THE COATING AND PIPE ARE NOT DAMAGED USING THE PROPOSED DESIGN.



Trans Adriatic Pipeline

SUPPLIER DOCUMENT NUMBER
P15IT03157-PPL-DW-000-009

REV. NO.
1

MAX STREICHER
S.p.A.



PROJECT TITLE

Trans Adriatic Pipeline Project/Onshore Pipeline Italy (OPLI)

DRAWING TITLE

TYPICAL FOR FIELD COLD BEND

TAG NUMBERS

—
—
—

PAGE
1 of 2

FORMAT

A3

SCALE

N.T.S.

FACILITY CODE

—

SYSTEM NO.

—

RD CODE

—

REVISION NO.

1

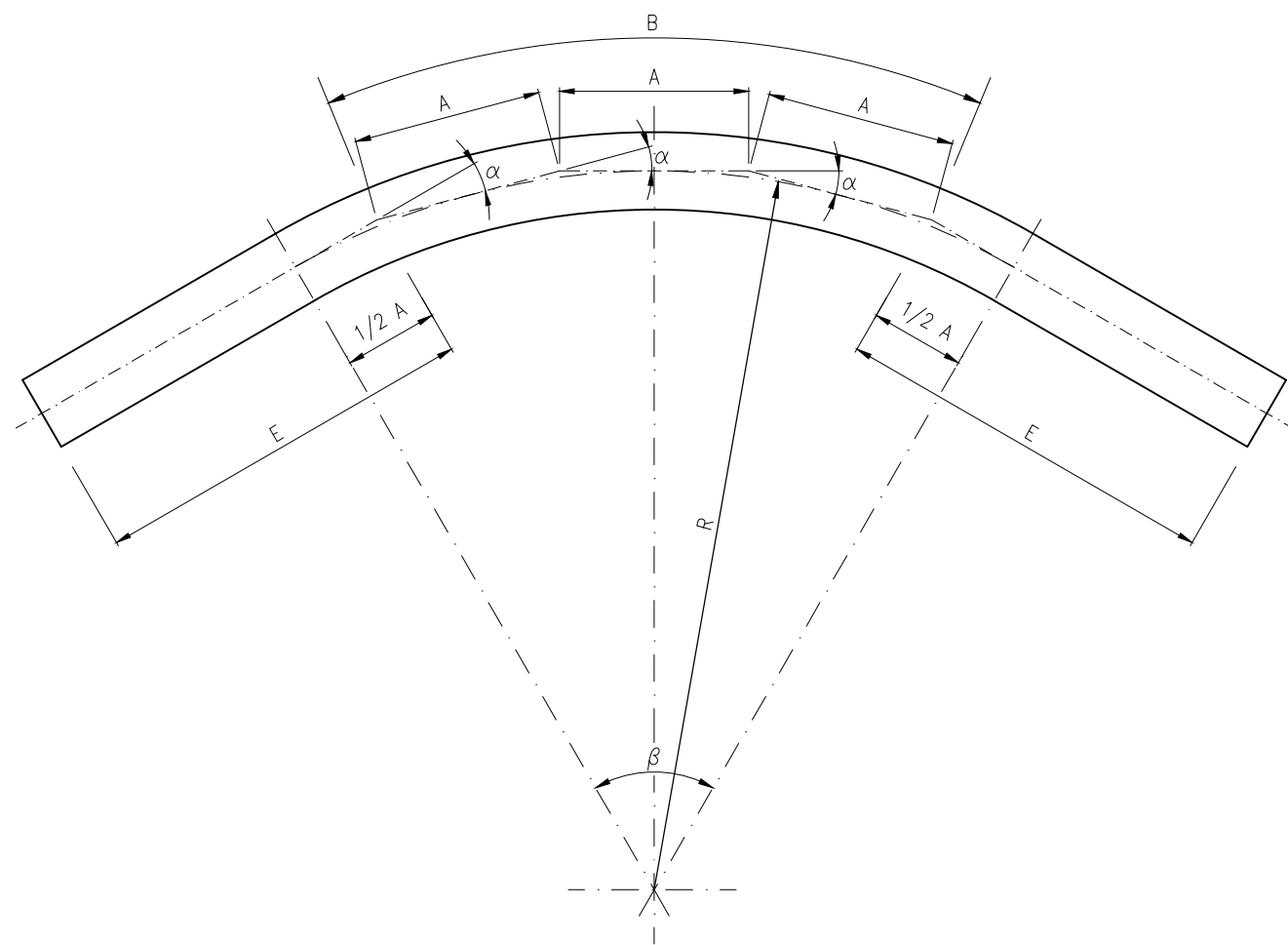
REV.	DESCRIPTION	IFC	EP	AB	AF	DATE
1	RE-ISSUED FOR CONSTRUCTION					14/09/16
0	ISSUED FOR CONSTRUCTION					30/08/16
A	ISSUED FOR REVIEW					05/08/16
		PREP	VFY	APPR		DATE

DRAWING NO.

IPL00-C5522-100-F-DFT-0009-01

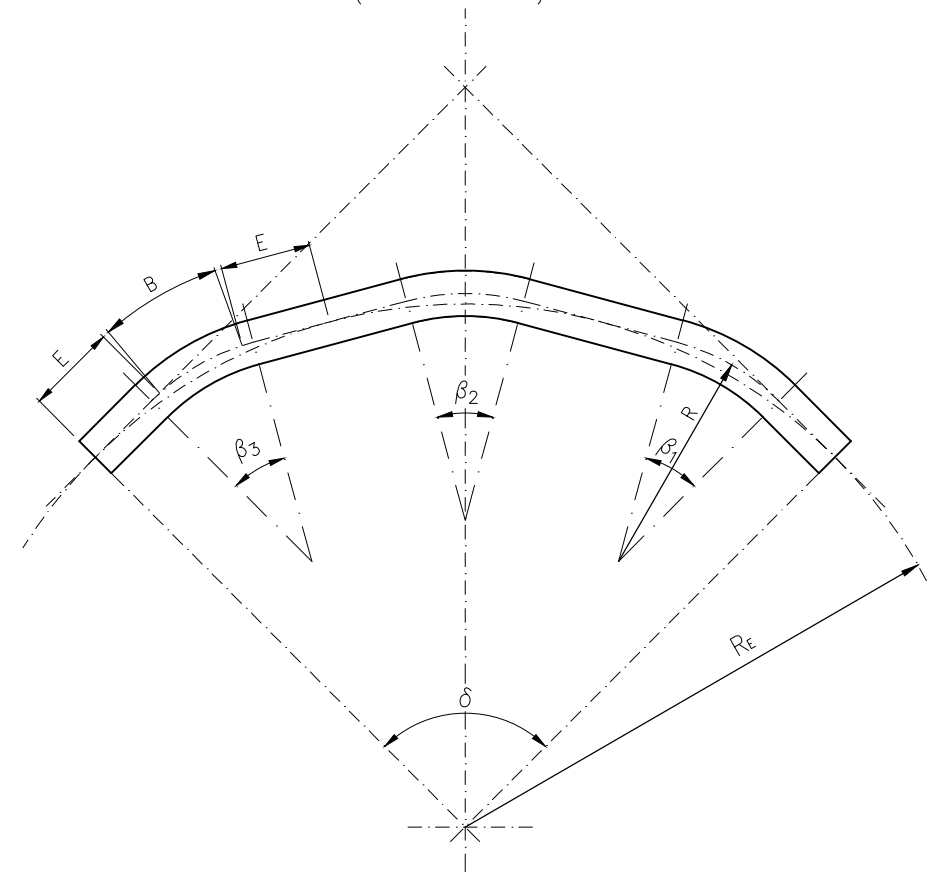
CURVA A FREDDO

(SCHEMATICA)



CURVE A FREDDO COMBinate

(SCHEMATICA)



$$\delta = \beta_1 + \beta_2 + \dots$$

DIAMETRO NOMINALE (NPS) ["]	LIMITI DI CURVATURA			RAGGIO R [m]	CURVA A FREDDO		
	ANGOLO α [°]	DISTANZA A [mm]	TRONCHETTO DRITTO E [m]		LUNGHEZZA BARRA 12m		
					R _E [m]	β max [°]	B max [m]
36	0.5°	350	2	40.11	59.0	11.5	7.7

NOTE:

1. ALLO SCOPO DI GARANTIRE CHE LA TUBAZIONE PIEGATA A FREDDO NON SUBISCA DANNI AL RIVESTIMENTO E ALLA CONDOTTA STESSA, LA PROCEDURA DI PIEGATURA DOVRÀ ESSERE CERTIFICATA ED APPROVATA DALLA COMPANY O DAL SUO RAPPRESENTANTE PRIMA DELL'INIZIO DELLA FASE DI PIEGATURA LUNGO TUTTA LA TUBAZIONE.



Trans Adriatic
Pipeline

SUPPLIER DOCUMENT NUMBER
P15IT03157-PPL-DW-000-009

REV. NO.
1

MAX STREICHER
S.p.A.



PROJECT TITLE

Trans Adriatic Pipeline Project/Onshore Pipeline Italy (OPLI)

DRAWING TITLE

TIPICO PER CURVE A FREDDO

TAG NUMBERS

—
—
—

PAGE

2 of 2

FORMAT

A3

SCALE

N.T.S.

FACILITY CODE

—

SYSTEM NO.

—

RD CODE

—

REVISION NO.

1

REV.	DESCRIPTION	IFC	EP	AB	AF	DATE
1	RE-ISSUED FOR CONSTRUCTION					14/09/16
0	ISSUED FOR CONSTRUCTION					30/08/16
A	ISSUED FOR REVIEW					05/08/16
		PREP	VFY	APPR		DATE

DRAWING NO.

IPL00-C5522-100-F-DFT-0009-01

CTB NAME: Monochrome.ctb

FILE NAME: IPL00-C5522-100-F-DFT-0009-01_1_IFC_20160914_EN.dwg