

**Tavola 02-17**









**Legenda**

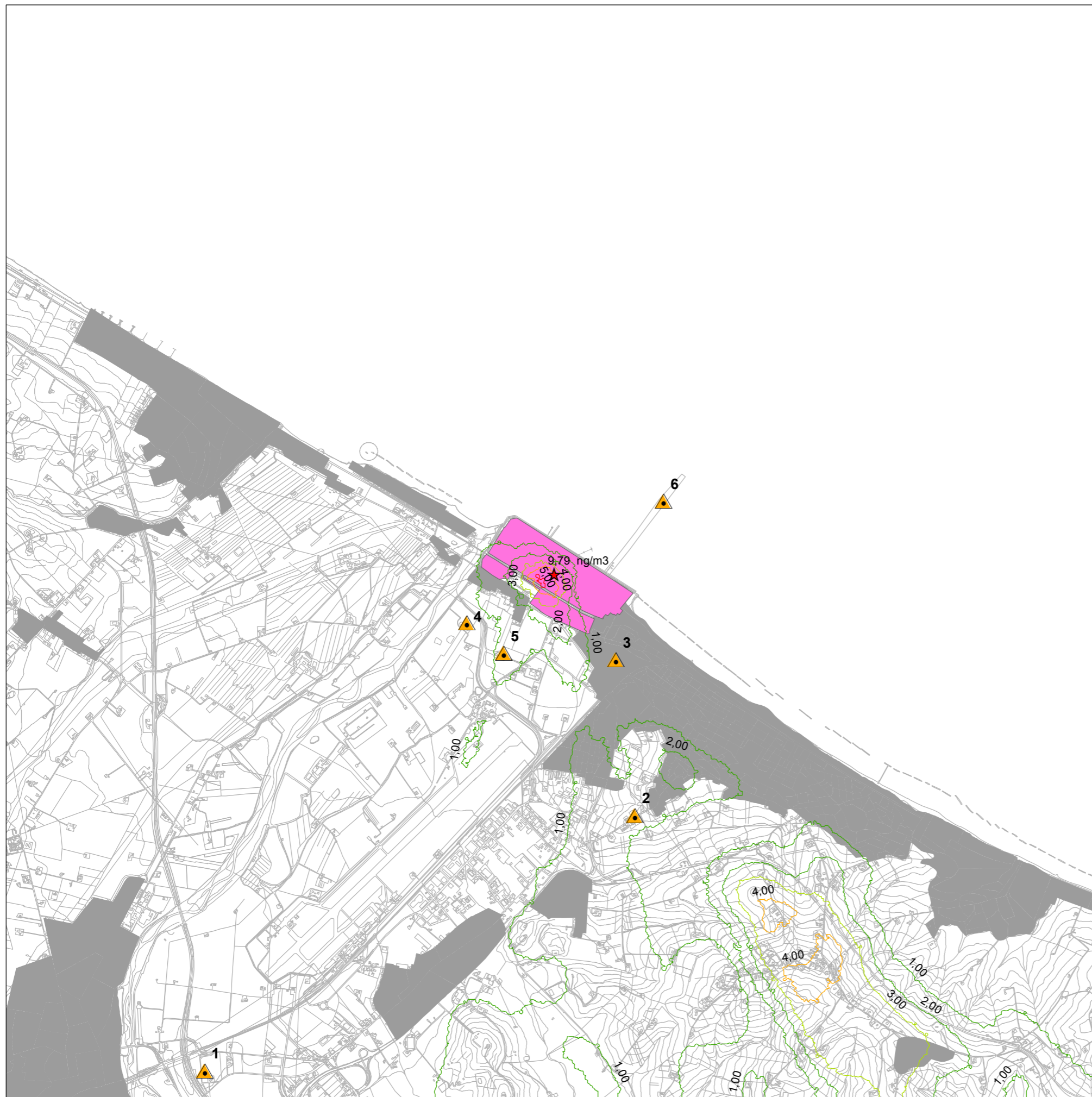
**Parametro: Nichel**

**Scenario IGCC Anno 2004**

**Concentrazione media 1H**

**Limite:  $6 \cdot 10^3$  ng/m<sup>3</sup> (Acute REL)  
 $11 \cdot 10^3$  ng/m<sup>3</sup> (Acute HRV)**

-  Raffineria Api
  -  Aree abitate
  -  Centraline Rete monitoraggio Q. Aria
  -  Picco di massima ricaduta
- Concentrazione Nichel (ng/m<sup>3</sup>)**
-  2,0
  -  3,0
  -  4,0
  -  5,0



0 1.000 2.000 3.000 Metri