

Tavola 05 -13

Legenda


Parametro: Cu


Scenario IGCC Anno Storico 2007


Concentrazione media 1H

Limite: $100 \cdot 10^6$ pg/m³ (Acute REL)


 Raffineria Api


 Aree abitate


 Centraline Rete monitoraggio Q. Aria


 Picco di massima ricaduta

Concentrazione Rame (pg/m³)

 600


 800


 1000

 1200

 1400

 1600

 1800

 2000

